



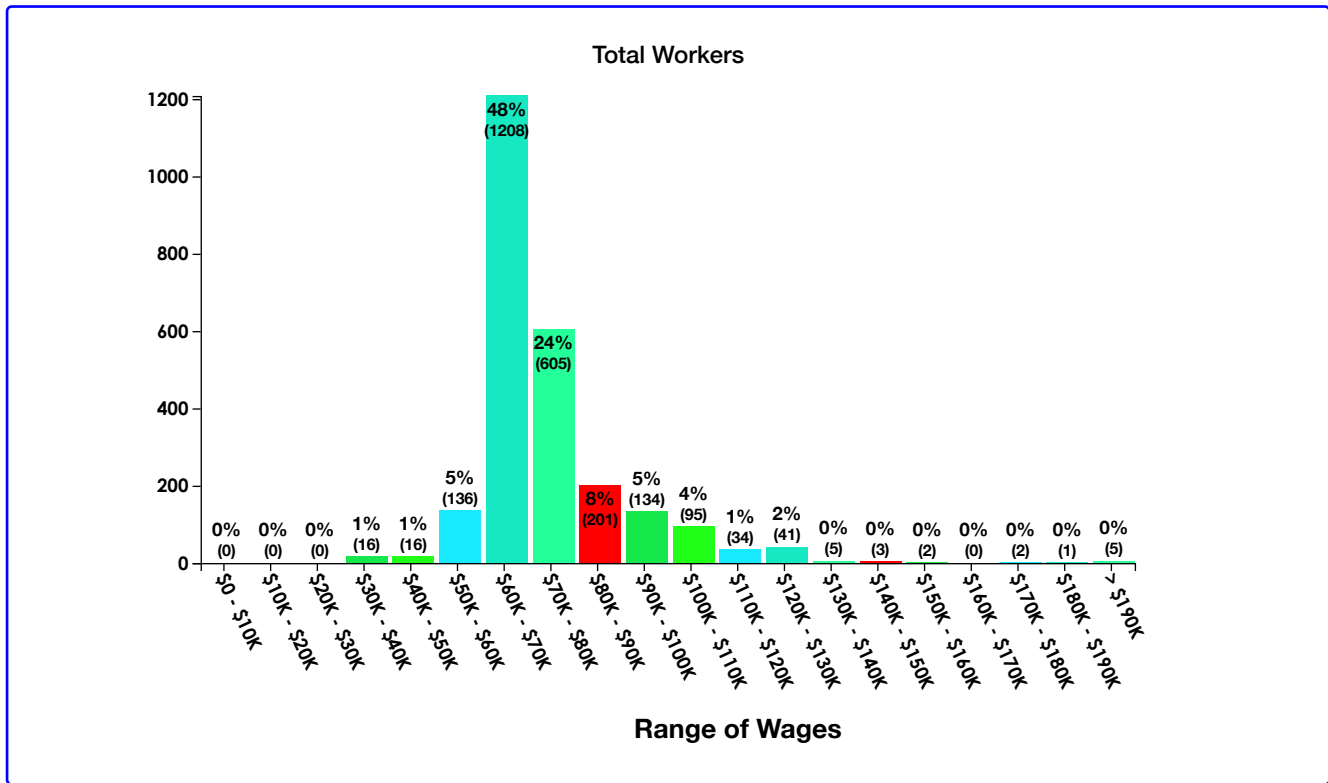
The minimum legal annual salary paid by H-1B dependent employers to IT workers is \$60,000.

- Workers
- Wage Levels
- Categories
- Occupations
- Worksite Locations

## Visa Query Search Results Summary

Year: 2017, Worksite City: BENTONVILLE, Worksite State: AR, Visa Status: CERTIFIED

### Charts



### Workers

- Graph Total Visas: 1387
- Graph Total Workers: 2504
- Graph Total Workers / H-1B Dependent Employers: 1526

### Categories

- Graph New Employment: 996
- Graph Amended Petition: 555
- Graph Continued Employment: 604
- Graph Change Previous Employment: 62
- Graph New Concurrent Employment: 0
- Graph Change Employer: 288

### Wage Levels

- Graph Level I (Entry Level): 872 / 34.82%
- Graph Level II (Qualified): 865 / 34.54%

[Graph](#) Level III (Experienced): 264 / 10.54%

[Graph](#) Level IV (Fully Competent): 120 / 4.79%

## Controls

Salary Switch:  Min  Mean  Max

Lat/Lng Filter: [←](#) [1](#) [→](#)

## Summary - Workers

Class	Graph	Count	Mean Wage	Median Wage	Lowest Wage	Highest Wage
Total Visas	<a href="#">Graph</a>	1387	\$74,398.99	\$70,000.06	\$34,486.00	\$550,000.00
Total Workers	<a href="#">Graph</a>	2504	\$72,219.58	\$67,787.00	\$34,486.00	\$550,000.00
Total Workers / H-1B Dependent Employer	<a href="#">Graph</a>	1526	\$66,795.18	\$61,859.00	\$34,486.00	\$145,600.00

## Summary - Wage Levels

Class	Graph	Count / %	Mean Wage	Median Wage	Lowest Wage	Highest Wage
Total Level I (Entry Level)	<a href="#">Graph</a>	872 / 34.82%	\$64,782.50	\$62,962.00	\$34,486.00	\$200,000.00
Total Level II (Qualified)	<a href="#">Graph</a>	865 / 34.54%	\$72,111.08	\$64,641.00	\$53,914.00	\$550,000.00
Total Level III (Experienced)	<a href="#">Graph</a>	264 / 10.54%	\$84,235.00	\$76,297.00	\$67,038.00	\$142,353.12
Total Level IV (Fully Competent)	<a href="#">Graph</a>	120 / 4.79%	\$92,831.62	\$79,331.00	\$79,144.00	\$170,000.00
Total Unspecified Level		383 / 15.3%	\$74,656.84	\$70,000.00	\$56,618.00	\$187,200.00

## Summary - Categories

Class	Graph	Count / %	Mean Wage	Median Wage	Lowest Wage	Highest Wage
Total New Employment	<a href="#">Graph</a>	996 / 39.78%	\$70,147.76	\$67,787.00	\$34,486.00	\$550,000.00
Total Amended Petition	<a href="#">Graph</a>	555 / 22.16%	\$71,911.33	\$65,612.00	\$53,914.00	\$129,500.00
Total Continued Employment	<a href="#">Graph</a>	604 / 24.12%	\$74,649.12	\$67,787.00	\$48,000.00	\$240,000.00
Total Previous Employment	<a href="#">Graph</a>	62 / 2.48%	\$72,623.50	\$69,166.00	\$60,000.00	\$111,363.00
Total Concurrent Employment	<a href="#">Graph</a>	0 / 0%	---	---	---	---
Total Change Employer	<a href="#">Graph</a>	288 / 11.5%	\$74,753.97	\$67,787.00	\$34,486.00	\$187,200.00

## Summary - Occupations

SOC_NAME - SOC_CODE ▲▼	Graph	Count / % ▲	Mean Wage ▲▼	Median Wage ▲▼	Lowest Wage ▲▼	Highest Wage ▲▼
COMPUTER SYSTEMS ANALYST - 15-1121	<a href="#">Graph</a>	901 / 35.98%	\$65,017.19	\$60,000.00	\$60,000.00	\$108,588.00
COMPUTER SYSTEMS ANALYSTS - 15-1121	<a href="#">Graph</a>	598 / 23.88%	\$74,897.31	\$72,000.24	\$44,720.00	\$142,353.12
MANAGEMENT ANALYSTS - 13-1111	<a href="#">Graph</a>	180 / 7.19%	\$72,888.22	\$72,500.00	\$34,486.00	\$129,500.00
COMPUTER PROGRAMMERS - 15-1131	<a href="#">Graph</a>	162 / 6.47%	\$64,505.17	\$62,500.00	\$53,000.00	\$100,000.00
COMPUTER OCCUPATIONS, ALL OTHER - 15-1199	<a href="#">Graph</a>	138 / 5.51%	\$66,762.99	\$60,000.00	\$51,000.00	\$119,000.00
SOFTWARE DEVELOPERS, APPLICATIONS - 15-1132	<a href="#">Graph</a>	129 / 5.15%	\$79,414.43	\$73,500.00	\$59,966.00	\$145,600.00
OPERATIONS RESEARCH ANALYSTS - 15-2031	<a href="#">Graph</a>	86 / 3.43%	\$78,801.92	\$76,000.00	\$52,500.24	\$120,000.00

SOC_NAME - SOC_CODE ▲▼	Graph	Count / % ▲	Mean Wage ▲▼	Median Wage ▲▼	Lowest Wage ▲▼	Highest Wage ▲▼
SOFTWARE DEVELOPERS, SYSTEMS SOFTWARE - 15-1133	<a href="#">Graph</a>	79 / 3.15%	\$94,000.18	\$83,000.00	\$55,000.14	\$135,000.00
NETWORK AND COMPUTER SYSTEMS ADMINISTRATORS - 15-1142	<a href="#">Graph</a>	51 / 2.04%	\$64,640.70	\$60,000.00	\$55,000.00	\$114,400.00
COMPUTER AND INFORMATION SYSTEMS MANAGERS - 11-3021	<a href="#">Graph</a>	33 / 1.32%	\$112,818.18	\$108,000.00	\$98,000.00	\$170,000.00
WEB DEVELOPERS - 15-1134	<a href="#">Graph</a>	31 / 1.24%	\$61,380.65	\$60,700.00	\$60,700.00	\$80,000.00
COMPUTER SYSTEMS ENGINEERS/ARCHITECTS - 15-1199	<a href="#">Graph</a>	18 / 0.72%	\$88,339.28	\$77,361.00	\$75,234.00	\$118,136.00
INFORMATION TECHNOLOGY PROJECT MANAGERS - 15-1199	<a href="#">Graph</a>	14 / 0.56%	\$99,100.57	\$95,447.00	\$93,678.00	\$109,633.00
GENERAL AND OPERATIONS MANAGERS - 11-1021	<a href="#">Graph</a>	13 / 0.52%	\$106,913.56	\$105,570.14	\$88,778.82	\$140,000.00
SOFTWARE QUALITY ASSURANCE ENGINEERS AND TESTERS - 15-1199	<a href="#">Graph</a>	12 / 0.48%	\$67,551.00	\$67,102.00	\$63,336.00	\$72,815.00
DATABASE ADMINISTRATORS - 15-1141	<a href="#">Graph</a>	8 / 0.32%	\$79,496.16	\$80,000.00	\$62,500.00	\$97,469.00
PHYSICIANS AND SURGEONS, ALL OTHER - 29-1069	<a href="#">Graph</a>	6 / 0.24%	\$311,250.00	\$237,500.00	\$170,000.00	\$550,000.00
LOGISTICIANS - 13-1081	<a href="#">Graph</a>	4 / 0.16%	\$77,844.60	\$75,000.12	\$68,457.22	\$92,500.00
COMPUTER PROGRAMMER - 15-1131	<a href="#">Graph</a>	3 / 0.12%	\$62,403.33	\$62,442.00	\$62,326.00	\$62,442.00
GRAPHIC DESIGNERS - 27-1024	<a href="#">Graph</a>	3 / 0.12%	\$64,971.67	\$60,000.00	\$60,000.00	\$74,915.00
MARKETING MANAGERS - 11-2021	<a href="#">Graph</a>	3 / 0.12%	\$133,261.77	\$128,554.92	\$116,000.00	\$155,230.40
SOFTWARE DEVELOPERS, APPLICATIONS, R&D - 15-1035	<a href="#">Graph</a>	3 / 0.12%	\$60,000.00	\$60,000.00	\$60,000.00	\$60,000.00
ACCOUNTANTS AND AUDITORS - 13-2011	<a href="#">Graph</a>	2 / 0.08%	\$70,335.33	\$61,200.36	\$61,200.36	\$79,470.30
CHIEF EXECUTIVES - 11-1011	<a href="#">Graph</a>	2 / 0.08%	\$65,686.20	\$65,686.00	\$65,686.00	\$65,686.40
COMMERCIAL AND INDUSTRIAL DESIGNERS - 27-1021	<a href="#">Graph</a>	2 / 0.08%	\$70,000.00	\$70,000.00	\$70,000.00	\$70,000.00
COMPENSATION, BENEFITS, AND JOB ANALYSIS - 13-1141	<a href="#">Graph</a>	2 / 0.08%	\$70,000.06	\$70,000.06	\$70,000.06	\$70,000.06
COMPUTER NETWORK SUPPORT SPECIALISTS - 15-1152	<a href="#">Graph</a>	2 / 0.08%	\$53,000.00	\$53,000.00	\$53,000.00	\$53,000.00
FINANCIAL ANALYSTS - 13-2051	<a href="#">Graph</a>	2 / 0.08%	\$80,750.04	\$56,500.08	\$56,500.08	\$105,000.00
INFORMATION SECURITY ANALYSTS - 15-1122	<a href="#">Graph</a>	2 / 0.08%	\$75,264.02	\$65,000.00	\$65,000.00	\$85,528.04
MARKET RESEARCH ANALYSTS AND MARKETING SPECIALISTS - 13-1161	<a href="#">Graph</a>	2 / 0.08%	\$67,416.00	\$54,332.00	\$54,332.00	\$80,500.00
SALES ENGINEERS - 41-9031	<a href="#">Graph</a>	2 / 0.08%	\$112,424.00	\$112,424.00	\$112,424.00	\$112,424.00
15-1141 - 15-1141	<a href="#">Graph</a>	1 / 0.04%	\$72,000.00	\$72,000.00	\$72,000.00	\$72,000.00
ENGINEERS, ALL OTHER - 17-2199	<a href="#">Graph</a>	1 / 0.04%	\$56,202.00	\$56,202.00	\$56,202.00	\$56,202.00
FINANCIAL MANAGERS - 11-3031	<a href="#">Graph</a>	1 / 0.04%	\$103,252.50	\$103,252.50	\$103,252.50	\$103,252.50
INDUSTRIAL PRODUCTION MANAGERS - 11-3051	<a href="#">Graph</a>	1 / 0.04%	\$92,250.08	\$92,250.08	\$92,250.08	\$92,250.08
INTERNISTS, GENERAL - 29-1063	<a href="#">Graph</a>	1 / 0.04%	\$187,200.00	\$187,200.00	\$187,200.00	\$187,200.00
MANAGEMENT ANALYST - 13-1111	<a href="#">Graph</a>	1 / 0.04%	\$75,043.00	\$75,043.00	\$75,043.00	\$75,043.00
NETWORK AND COMPUTER SYSTEMS ADMINISTRATOR - 15-1142	<a href="#">Graph</a>	1 / 0.04%	\$69,733.00	\$69,733.00	\$69,733.00	\$69,733.00
NETWORK AND COMPUTER SYSTEMS ADMINISTRATORS* - 15-1142	<a href="#">Graph</a>	1 / 0.04%	\$80,000.00	\$80,000.00	\$80,000.00	\$80,000.00
PURCHASING MANAGERS - 11-3061	<a href="#">Graph</a>	1 / 0.04%	\$157,000.00	\$157,000.00	\$157,000.00	\$157,000.00
SALES MANAGERS - 11-2022	<a href="#">Graph</a>	1 / 0.04%	\$72,000.00	\$72,000.00	\$72,000.00	\$72,000.00
STATISTICIANS - 15-2041	<a href="#">Graph</a>	1 / 0.04%	\$66,625.00	\$66,625.00	\$66,625.00	\$66,625.00

# Summary - Worksite Locations

Lat Lng count: 59

Display Worksite Tables 






Latitude: 36.334426 Longitude: -94.248261

Employer Name/Worksite Address	Graph	Count	Mean Wage	Median Wage	Lowest Wage	High Wage
EMC CORPORATION, 3900 SW FEATHER STREET, BENTONVILLE, AR ( <a href="https://www.google.com/maps/place/3900%20SW%20FEATHER%20STREET,BENTONVILLE,AR">https://www.google.com/maps/place/3900%20SW%20FEATHER%20STREET,BENTONVILLE,AR</a> )		2	\$112,424.00	\$112,424.00	\$112,424.00	\$112,424.00
Totals		2	\$112,424.00	\$112,424.00	\$112,424.00	\$112,424.00

Latitude: 36.33552 Longitude: -94.201424

Employer Name/Worksite Address	Graph	Count	Mean Wage	Median Wage	Lowest Wage	High Wage
ANJANEYAP, INC., 805 SOUTH MOBERLY LANE, M71, BENTONVILLE, AR ( <a href="https://www.google.com/maps/place/805%20SOUTH%20MOBERLY%20LANE,%20M71,BENTONVILLE,AR">https://www.google.com/maps/place/805%20SOUTH%20MOBERLY%20LANE,%20M71,BENTONVILLE,AR</a> )		1	\$68,640.00	\$68,640.00	\$68,640.00	\$68,640.00
Totals		1	\$68,640.00	\$68,640.00	\$68,640.00	\$68,640.00




Latitude: 36.336049 Longitude: -94.222398

Employer Name/Worksite Address	Graph	Count	Mean Wage	Median Wage	Lowest Wage	High Wage
IBLESOFT INC DUNS#791327054, 3317 SOUTH WEST I STREET, BENTONVILLE, AR ( <a href="https://www.google.com/maps/place/3317%20SOUTH%20WEST%20I%20STREET,BENTONVILLE,AR">https://www.google.com/maps/place/3317%20SOUTH%20WEST%20I%20STREET,BENTONVILLE,AR</a> )		1	\$63,000.00	\$63,000.00	\$63,000.00	\$63,000.00
EXPRESS GLOBAL SOLUTIONS, LLC., 3317 SW I ST, BENTONVILLE, AR ( <a href="https://www.google.com/maps/place/3317%20SW%20I%20ST,BENTONVILLE,AR">https://www.google.com/maps/place/3317%20SW%20I%20ST,BENTONVILLE,AR</a> )		2	\$60,000.00	\$55,000.00	\$55,000.00	\$65,000.00
SAR TECH LLC, 3317 SW I STREET, BENTONVILLE, AR ( <a href="https://www.google.com/maps/place/3317%20SW%20I%20STREET,BENTONVILLE,AR">https://www.google.com/maps/place/3317%20SW%20I%20STREET,BENTONVILLE,AR</a> )		3	\$73,930.40	\$65,500.00	\$65,000.00	\$91,000.00
COGNIZANT TECHNOLOGY SOLUTIONS U.S. CORPORATION, 3317 SOUTHWEST I STREET, BENTONVILLE, AR ( <a href="https://www.google.com/maps/place/3317%20SOUTHWEST%20I%20STREET,BENTONVILLE,AR">https://www.google.com/maps/place/3317%20SOUTHWEST%20I%20STREET,BENTONVILLE,AR</a> )		727	\$63,441.69	\$60,000.00	\$60,000.00	\$82,000.00
Totals		733	\$63,474.62	\$60,000.00	\$55,000.00	\$91,000.00

Latitude: 36.339447 Longitude: -94.234134

Employer Name/Worksite Address	Graph	Count	Mean Wage	Median Wage	Lowest Wage	High Wage
ECLINICALWORKS, LLC, 2000 SW HAZELTINE LANE, BENTONVILLE, AR ( <a href="https://www.google.com/maps/place/2000%20SW%20HAZELTINE%20LANE,BENTONVILLE,AR">https://www.google.com/maps/place/2000%20SW%20HAZELTINE%20LANE,BENTONVILLE,AR</a> )		1	\$83,600.00	\$83,600.00	\$83,600.00	\$83,600.00
Totals		1	\$83,600.00	\$83,600.00	\$83,600.00	\$83,600.00

Latitude: 36.340516 Longitude: -94.222301

Employer Name/Employer Address	Graph	Count	Mean Wage	Median Wage	Lowest Wage	Highest Wage
FEDERAL SOFT SYSTEMS INC, 3101 SW I ST, BENTONVILLE, AR ( <a href="https://www.google.com/maps/place/3101%20SW%20I%20ST,BENTONVILLE,AR">https://www.google.com/maps/place/3101%20SW%20I%20ST,BENTONVILLE,AR</a> )		1	\$60,000.00	\$60,000.00	\$60,000.00	\$60,000.00
FEDERAL SOFT SYSTEMS INC, SUITE #31, BENTONVILLE, AR ( <a href="https://www.google.com/maps/place/SUITE%20#31,BENTONVILLE,AR">https://www.google.com/maps/place/SUITE%20#31,BENTONVILLE,AR</a> )		1	\$63,000.00	\$63,000.00	\$63,000.00	\$63,000.00
FEDERAL SOFT SYSTEMS INC., 3101 SW I ST, BENTONVILLE, AR ( <a href="https://www.google.com/maps/place/3101%20SW%20I%20ST,BENTONVILLE,AR">https://www.google.com/maps/place/3101%20SW%20I%20ST,BENTONVILLE,AR</a> )		2	\$65,686.20	\$65,686.00	\$65,686.00	\$65,686.40

Employer Name/Employer Address	Graph	Count	Mean Wage	Median Wage	Lowest Wage	Highest Wage
FEDERAL SOFT SYSTEMS INC, 3101 SW I STREET, BENTONVILLE, AR ( <a href="https://www.google.com/maps/place/3101%20SW%20I%20STREET,BENTONVILLE,AR">https://www.google.com/maps/place/3101%20SW%20I%20STREET,BENTONVILLE,AR</a> )	<a href="#">Graph</a>	38	\$62,250.00	\$60,000.00	\$60,000.00	\$92,000.00
Totals	<a href="#">Graph</a>	42	\$62,377.91	\$60,000.00	\$60,000.00	\$92,000.00

Employer Name/Worksite Address	Graph	Count	Mean Wage	Median Wage	Lowest Wage	Highest Wage
GLOBAL DATA MART INC., WALMART DGTC 1 WEST, BENTONVILLE, AR ( <a href="https://www.google.com/maps/place/WALMART%20DGTC%201%20WEST,BENTONVILLE,AR">https://www.google.com/maps/place/WALMART%20DGTC%201%20WEST,BENTONVILLE,AR</a> )	<a href="#">Graph</a>	1	\$60,000.00	\$60,000.00	\$60,000.00	\$60,000.00
FEDERAL SOFT SYSTEMS INC., 3101 SW I ST, BENTONVILLE, AR ( <a href="https://www.google.com/maps/place/3101%20SW%20I%20ST,BENTONVILLE,AR">https://www.google.com/maps/place/3101%20SW%20I%20ST,BENTONVILLE,AR</a> )	<a href="#">Graph</a>	3	\$64,790.80	\$65,686.00	\$63,000.00	\$65,686.40
FEDERAL SOFT SYSTEMS INC, 3101 SW I STREET, BENTONVILLE, AR ( <a href="https://www.google.com/maps/place/3101%20SW%20I%20STREET,BENTONVILLE,AR">https://www.google.com/maps/place/3101%20SW%20I%20STREET,BENTONVILLE,AR</a> )	<a href="#">Graph</a>	39	\$62,192.31	\$60,000.00	\$60,000.00	\$92,000.00
Totals	<a href="#">Graph</a>	43	\$62,322.61	\$60,000.00	\$60,000.00	\$92,000.00

Latitude: 36.341807 Longitude: -94.189906

Employer Name/Employer Address	Graph	Count	Mean Wage	Median Wage
NORTHWEST BENTON COUNTY PHYSICIANS SERVICES, LLC, 2900 MEDICAL CENTER PARKWAY, SUITE 300, BENTONVILLE, AR ( <a href="https://www.google.com/maps/place/2900%20MEDICAL%20CENTER%20PARKWAY,%20SUITE%20300,BENTONVILLE,AR">https://www.google.com/maps/place/2900%20MEDICAL%20CENTER%20PARKWAY,%20SUITE%20300,BENTONVILLE,AR</a> )	<a href="#">Graph</a>	1	\$470,000.00	\$470,000.00
Totals	<a href="#">Graph</a>	1	\$470,000.00	\$470,000.00

Employer Name/Worksite Address	Graph	Count	Mean Wage	Median Wage
NORTHWEST BENTON COUNTY PHYSICIANS SERVICES, LLC, 2900 MEDICAL CENTER PARKWAY, BENTONVILLE, AR ( <a href="https://www.google.com/maps/place/2900%20MEDICAL%20CENTER%20PARKWAY,BENTONVILLE,AR">https://www.google.com/maps/place/2900%20MEDICAL%20CENTER%20PARKWAY,BENTONVILLE,AR</a> )	<a href="#">Graph</a>	1	\$470,000.00	\$470,000.00
NORTHWEST BENTON COUNTY PHYSICIANS SERVICES, LLC, 2900 MEDICAL CENTER PARKWAY, SUITE 240B, BENTONVILLE, AR ( <a href="https://www.google.com/maps/place/2900%20MEDICAL%20CENTER%20PARKWAY,%20SUITE%20240B,BENTONVILLE,AR">https://www.google.com/maps/place/2900%20MEDICAL%20CENTER%20PARKWAY,%20SUITE%20240B,BENTONVILLE,AR</a> )	<a href="#">Graph</a>	1	\$550,000.00	\$550,000.00
NORTHWEST BENTON COUNTY PHYSICIANS SERVICES, LLC, 3000 MEDICAL CENTER PARKWAY, BENTONVILLE, AR ( <a href="https://www.google.com/maps/place/3000%20MEDICAL%20CENTER%20PARKWAY,BENTONVILLE,AR">https://www.google.com/maps/place/3000%20MEDICAL%20CENTER%20PARKWAY,BENTONVILLE,AR</a> )	<a href="#">Graph</a>	1	\$237,500.00	\$237,500.00
NORTHWEST PHYSICIANS, LLC, 3000 MEDICAL CENTER PKWY., BENTONVILLE, AR ( <a href="https://www.google.com/maps/place/3000%20MEDICAL%20CENTER%20PKWY.,BENTONVILLE,AR">https://www.google.com/maps/place/3000%20MEDICAL%20CENTER%20PKWY.,BENTONVILLE,AR</a> )	<a href="#">Graph</a>	1	\$240,000.00	\$240,000.00
Totals	<a href="#">Graph</a>	4	\$374,375.00	\$240,000.00

Latitude: 36.342664 Longitude: -94.195405

Employer Name/Worksite Address	Graph	Count	Mean Wage	Median Wage	Lowest Wage	Highest Wage
COLLABERA INC., 1201 SE 28TH STREET, BENTONVILLE, AR ( <a href="https://www.google.com/maps/place/1201%20SE%2028TH%20STREET,BENTONVILLE,AR">https://www.google.com/maps/place/1201%20SE%2028TH%20STREET,BENTONVILLE,AR</a> )	<a href="#">Graph</a>	2	\$66,560.00	\$66,560.00	\$66,560.00	\$66,560.00
Totals	<a href="#">Graph</a>	2	\$66,560.00	\$66,560.00	\$66,560.00	\$66,560.00

Latitude: 36.344919 Longitude: -94.197369

Employer Name/Employer Address	Graph	Count	Mean Wage	Median Wage	Lowest Wage	Highest Wage
SHAMSUL ALAM M.D., 2618 SE J STREET, BENTONVILLE, AR ( <a href="https://www.google.com/maps/place/2618%20SE%20J%20STREET,BENTONVILLE,AR">https://www.google.com/maps/place/2618%20SE%20J%20STREET,BENTONVILLE,AR</a> )	<a href="#">Graph</a>	2	\$185,000.00	\$170,000.00	\$170,000.00	\$200,000.00
Totals	<a href="#">Graph</a>	2	\$185,000.00	\$170,000.00	\$170,000.00	\$200,000.00

Employer Name/Worksite Address	Graph	Count	Mean Wage	Median Wage	Lowest Wage	Highest Wage
SHAMSUL ALAM M.D., 2618 SE J STREET, BENTONVILLE, AR (https://www.google.com/maps/place/2618%20SE%20J%20STREET,BENTONVILLE,AR)	<a href="#">Graph</a>	2	\$185,000.00	\$170,000.00	\$170,000.00	\$200,000.00
Totals	<a href="#">Graph</a>	2	\$185,000.00	\$170,000.00	\$170,000.00	\$200,000.00

Latitude: 36.345021 Longitude: -94.197367

Employer Name/Worksite Address	Graph	Count	Mean Wage	Median Wage	Lowest Wage	Highest Wage
WAL-MART ASSOCIATES, INC., 2608 SE J STREET, BENTONVILLE, AR (https://www.google.com/maps/place/2608%20SE%20J%20STREET,BENTONVILLE,AR)	<a href="#">Graph</a>	2	\$87,154.47	\$79,470.30	\$79,470.30	\$94,838.64
Totals	<a href="#">Graph</a>	2	\$87,154.47	\$79,470.30	\$79,470.30	\$94,838.64

Latitude: 36.345435 Longitude: -94.197223

Employer Name/Worksite Address	Graph	Count	Mean Wage	Median Wage	Lowest Wage	Highest Wage
IBM INDIA PRIVATE LIMITED, 2501 SE 'J' STREET, BENTONVILLE, AR (https://www.google.com/maps/place/2501%20SE%20'J'%20STREET,BENTONVILLE,AR)	<a href="#">Graph</a>	1	\$64,641.00	\$64,641.00	\$64,641.00	\$64,641.00
IBM INDIA PRIVATE LIMITED, 2501 SE J ST, BENTONVILLE, AR (https://www.google.com/maps/place/2501%20SE%20J%20ST,BENTONVILLE,AR)	<a href="#">Graph</a>	1	\$71,319.00	\$71,319.00	\$71,319.00	\$71,319.00
IBM INDIA PRIVATE LIMITED, 2501B SE 'J' STREET, BENTONVILLE, AR (https://www.google.com/maps/place/2501B%20SE%20'J'%20STREET,BENTONVILLE,AR)	<a href="#">Graph</a>	1	\$64,641.00	\$64,641.00	\$64,641.00	\$64,641.00
IBM INDIA PRIVATE LIMITED, 2501B SE J STREET, BENTONVILLE, AR (https://www.google.com/maps/place/2501B%20SE%20J%20STREET,BENTONVILLE,AR)	<a href="#">Graph</a>	1	\$70,200.00	\$70,200.00	\$70,200.00	\$70,200.00
IBM INDIA PRIVATE LIMITED, 2501B SOUTHEAST 'J' STREET, BENTONVILLE, AR (https://www.google.com/maps/place/2501B%20SOUTHEAST%20'J'%20STREET,BENTONVILLE,AR)	<a href="#">Graph</a>	1	\$71,319.00	\$71,319.00	\$71,319.00	\$71,319.00
IBM INDIA PRIVATE LIMITED, 2501 SE J STREET, BENTONVILLE, AR (https://www.google.com/maps/place/2501%20SE%20J%20STREET,BENTONVILLE,AR)	<a href="#">Graph</a>	19	\$68,002.89	\$64,641.00	\$61,859.00	\$85,670.00
Totals	<a href="#">Graph</a>	24	\$68,090.63	\$64,641.00	\$61,859.00	\$85,670.00

Latitude: 36.345443 Longitude: -94.187558

Employer Name/Worksite Address	Graph	Count	Mean Wage	Median Wage	Lowest Wage	Highest Wage
WAL-MART ASSOCIATES, INC., 2101 SE SIMPLE SAVINGS DRIVE, BENTONVILLE, AR (https://www.google.com/maps/place/2101%20SE%20SIMPLE%20SAVINGS%20DRIVE,BENTONVILLE,AR)	<a href="#">Graph</a>	2	\$96,500.00	\$95,000.00	\$95,000.00	\$95,000.00
Totals	<a href="#">Graph</a>	2	\$96,500.00	\$95,000.00	\$95,000.00	\$95,000.00

Latitude: 36.34635 Longitude: -94.213646

Employer Name/Worksite Address	Graph	Count	Mean Wage	Median Wage	Lowest Wage	Highest Wage
CROWD SOFTWARE CONSULTING LLC, 300 SW 24TH ST, BENTONVILLE, AR (https://www.google.com/maps/place/300%20SW%2024TH%20ST,BENTONVILLE,AR)	<a href="#">Graph</a>	1	\$68,042.00	\$68,042.00	\$68,042.00	\$68,042.00
Totals	<a href="#">Graph</a>	1	\$68,042.00	\$68,042.00	\$68,042.00	\$68,042.00

Latitude: 36.347711 Longitude: -94.23671

Employer Name/Worksite Address	Graph	Count	Mean Wage	Median Wage	Lowest Wage	Highest Wage
ANTHEM, INC., 2505 SW TUPELO AVENUE, BENTONVILLE, AR (https://www.google.com/maps/place/2505%20SW%20TUPELO%20AVENUE,BENTONVILLE,AR)	<a href="#">Graph</a>	1	\$56,264.00	\$56,264.00	\$56,264.00	\$56,264.00

Employer Name/Worksite Address	Graph	Count	Mean Wage	Median Wage	Lowest Wage	Highest Wage
Totals	<a href="#">Graph</a>	1	\$56,264.00	\$56,264.00	\$56,264.00	\$56,264.00

Latitude: 36.347939 Longitude: -94.188747

Employer Name/Worksite Address	Graph	Count	Mean Wage	Median Wage	Lowest Wage
EDGE IT CORP, 2700 SE 'S' STREET, SUITE 200, BENTONVILLE, AR ( <a href="https://www.google.com/maps/place/2700%20SE%20'S'%20STREET,%20SUITE%20200,BENTONVILLE,AR">https://www.google.com/maps/place/2700%20SE%20'S'%20STREET,%20SUITE%20200,BENTONVILLE,AR</a> )	<a href="#">Graph</a>	1	\$65,000.00	\$65,000.00	\$65,000.00
INFOSYS LIMITED, 2700 SE S STREET SUITE 200, BENTONVILLE, AR ( <a href="https://www.google.com/maps/place/2700%20SE%20S%20STREET%20SUITE%20200,BENTONVILLE,AR">https://www.google.com/maps/place/2700%20SE%20S%20STREET%20SUITE%20200,BENTONVILLE,AR</a> )	<a href="#">Graph</a>	1	\$72,082.00	\$72,082.00	\$72,082.00
INFOSYS LIMITED, 2700 SE S STREET,SUITE 200, BENTONVILLE, AR ( <a href="https://www.google.com/maps/place/2700%20SE%20S%20STREET,SUITE%20200,BENTONVILLE,AR">https://www.google.com/maps/place/2700%20SE%20S%20STREET,SUITE%20200,BENTONVILLE,AR</a> )	<a href="#">Graph</a>	1	\$113,000.00	\$113,000.00	\$113,000.00
INFOSYS LIMITED, 2700 SE S' STREET SUITE 200, BENTONVILLE, AR ( <a href="https://www.google.com/maps/place/2700%20SE%20S'%20STREET%20SUITE%20200,BENTONVILLE,AR">https://www.google.com/maps/place/2700%20SE%20S'%20STREET%20SUITE%20200,BENTONVILLE,AR</a> )	<a href="#">Graph</a>	1	\$69,166.00	\$69,166.00	\$69,166.00
INFOSYS LIMITED, 2700 SE S' STREET, SUITE 200, BENTONVILLE, AR ( <a href="https://www.google.com/maps/place/2700%20SE%20S'%20STREET,%20SUITE%20200,BENTONVILLE,AR">https://www.google.com/maps/place/2700%20SE%20S'%20STREET,%20SUITE%20200,BENTONVILLE,AR</a> )	<a href="#">Graph</a>	1	\$73,796.00	\$73,796.00	\$73,796.00
LEAD IT CORPORATION, 2700 SE S STREET, BENTONVILLE, AR ( <a href="https://www.google.com/maps/place/2700%20SE%20S%20STREET,BENTONVILLE,AR">https://www.google.com/maps/place/2700%20SE%20S%20STREET,BENTONVILLE,AR</a> )	<a href="#">Graph</a>	1	\$70,000.00	\$70,000.00	\$70,000.00
RWALTZ SOFTWARE SERVICES GROUP INC, 2700 SE S ST., BENTONVILLE, AR ( <a href="https://www.google.com/maps/place/2700%20SE%20S%20ST.,BENTONVILLE,AR">https://www.google.com/maps/place/2700%20SE%20S%20ST.,BENTONVILLE,AR</a> )	<a href="#">Graph</a>	1	\$60,000.00	\$60,000.00	\$60,000.00
EDGE IT CORP, 2700 SE S STREET, SUITE 200, BENTONVILLE, AR ( <a href="https://www.google.com/maps/place/2700%20SE%20S%20STREET,%20SUITE%20200,BENTONVILLE,AR">https://www.google.com/maps/place/2700%20SE%20S%20STREET,%20SUITE%20200,BENTONVILLE,AR</a> )	<a href="#">Graph</a>	2	\$69,625.00	\$65,000.00	\$65,000.00
INFOSYS LIMITED, 2700 SE S ST STE 200, BENTONVILLE, AR ( <a href="https://www.google.com/maps/place/2700%20SE%20S%20ST%20STE%20200,BENTONVILLE,AR">https://www.google.com/maps/place/2700%20SE%20S%20ST%20STE%20200,BENTONVILLE,AR</a> )	<a href="#">Graph</a>	130	\$73,555.28	\$72,082.00	\$62,442.00
INFOSYS LIMITED, 2700 SE S ST, BENTONVILLE, AR ( <a href="https://www.google.com/maps/place/2700%20SE%20S%20ST,BENTONVILLE,AR">https://www.google.com/maps/place/2700%20SE%20S%20ST,BENTONVILLE,AR</a> )	<a href="#">Graph</a>	135	\$74,185.81	\$69,166.00	\$62,326.00
Totals	<a href="#">Graph</a>	274	\$73,867.03	\$71,272.00	\$60,000.00

Latitude: 36.349252 Longitude: -94.187099

Employer Name/Worksite Address	Graph	Count	Mean Wage	Median Wage	Lowest Wage	Highest Wage
SELECT SOLUTIONS GROUP,LLC, 2102 SE BAY HILL DRIVE, BENTONVILLE, AR ( <a href="https://www.google.com/maps/place/2102%20SE%20BAY%20HILL%20DRIVE,BENTONVILLE,AR">https://www.google.com/maps/place/2102%20SE%20BAY%20HILL%20DRIVE,BENTONVILLE,AR</a> )	<a href="#">Graph</a>	1	\$170,000.00	\$170,000.00	\$170,000.00	\$170,000.00
Totals	<a href="#">Graph</a>	1	\$170,000.00	\$170,000.00	\$170,000.00	\$170,000.00

Latitude: 36.35035 Longitude: -94.254258

Employer Name/Worksite Address	Graph	Count	Mean Wage	Median Wage	Lowest Wage	Highest Wage
AURO PRO SYSTEMS, INC, WAL-MART, BENTONVILLE, AR ( <a href="https://www.google.com/maps/place/WAL-MART,BENTONVILLE,AR">https://www.google.com/maps/place/WAL-MART,BENTONVILLE,AR</a> )	<a href="#">Graph</a>	1	\$60,000.00	\$60,000.00	\$60,000.00	\$60,000.00
BLOSSOM SOLUTIONS, INC., SOFTWARE BUSINESS SOLUTIONS, BENTONVILLE, AR ( <a href="https://www.google.com/maps/place/SOFTWARE%20BUSINESS%20SOLUTIONS,BENTONVILLE,AR">https://www.google.com/maps/place/SOFTWARE%20BUSINESS%20SOLUTIONS,BENTONVILLE,AR</a> )	<a href="#">Graph</a>	1	\$60,000.00	\$60,000.00	\$60,000.00	\$60,000.00
FORMAC INC, SE DAVID GLASS DRIVE, BENTONVILLE, AR ( <a href="https://www.google.com/maps/place/SE%20DAVID%20GLASS%20DRIVE,BENTONVILLE,AR">https://www.google.com/maps/place/SE%20DAVID%20GLASS%20DRIVE,BENTONVILLE,AR</a> )	<a href="#">Graph</a>	1	\$73,008.00	\$73,008.00	\$73,008.00	\$73,008.00
IBM INDIA PRIVATE LIMITED, 2501 B SE J ST., BENTONVILLE, AR ( <a href="https://www.google.com/maps/place/2501%20B%20SE%20J%20ST.,BENTONVILLE,AR">https://www.google.com/maps/place/2501%20B%20SE%20J%20ST.,BENTONVILLE,AR</a> )	<a href="#">Graph</a>	1	\$77,997.00	\$77,997.00	\$77,997.00	\$77,997.00
IBM INDIA PRIVATE LIMITED, 2501 SE J STREET, BENTONVILLE, AR ( <a href="https://www.google.com/maps/place/2501%20SE%20J%20STREET,BENTONVILLE,AR">https://www.google.com/maps/place/2501%20SE%20J%20STREET,BENTONVILLE,AR</a> )	<a href="#">Graph</a>	1	\$90,240.00	\$90,240.00	\$90,240.00	\$90,240.00
LUMOS NETWORKS CORP, 3006 SW WINDRIFT AVE, BENTONVILLE, AR ( <a href="https://www.google.com/maps/place/3006%20SW%20WINDRIFT%20AVE,BENTONVILLE,AR">https://www.google.com/maps/place/3006%20SW%20WINDRIFT%20AVE,BENTONVILLE,AR</a> )	<a href="#">Graph</a>	1	\$106,714.52	\$106,714.52	\$106,714.52	\$106,714.52

Employer Name/Worksite Address	Graph	Count	Mean Wage	Median Wage	Lowest Wage	
OUTDOOR CAP COMPANY, INC., OUTDOOR CAP COMPANY, INC., BENTONVILLE, AR ( <a href="https://www.google.com/maps/place/OUTDOOR%20CAP%20COMPANY,%20INC.,BENTONVILLE,AR">https://www.google.com/maps/place/OUTDOOR%20CAP%20COMPANY,%20INC.,BENTONVILLE,AR</a> )	<a href="#">Graph</a>	1	\$61,445.00	\$61,445.00	\$61,445.00	\$
LJ SMITH & ASSOCIATES, WAL-MART, DAVID GLASS TECHNOLOGY CENTER, BENTONVILLE, AR ( <a href="https://www.google.com/maps/place/WAL-MART,%20DAVID%20GLASS%20TECHNOLOGY%20CENTER,BENTONVILLE,AR">https://www.google.com/maps/place/WAL-MART,%20DAVID%20GLASS%20TECHNOLOGY%20CENTER,BENTONVILLE,AR</a> )	<a href="#">Graph</a>	14	\$111,314.57	\$112,500.00	\$77,352.00	\$
IBM INDIA PRIVATE LIMITED, 2501 B SE J STREET, BENTONVILLE, AR ( <a href="https://www.google.com/maps/place/2501%20B%20SE%20J%20STREET,BENTONVILLE,AR">https://www.google.com/maps/place/2501%20B%20SE%20J%20STREET,BENTONVILLE,AR</a> )	<a href="#">Graph</a>	17	\$70,231.59	\$71,319.00	\$64,641.00	\$
Totals	<a href="#">Graph</a>	38	\$86,361.72	\$71,319.00	\$60,000.00	\$

Latitude: 36.35268 Longitude: -94.222514

Employer Name/Worksite Address	Graph	Count	Mean Wage	Median Wage	Lowest Wage	Highest Wage
PIVOTAL SOFTWARE, INC., 4506 SW BIRMINGHAM ST., BENTONVILLE, AR ( <a href="https://www.google.com/maps/place/4506%20SW%20BIRMINGHAM%20ST.,BENTONVILLE,AR">https://www.google.com/maps/place/4506%20SW%20BIRMINGHAM%20ST.,BENTONVILLE,AR</a> )	<a href="#">Graph</a>	2	\$118,900.00	\$118,900.00	\$118,900.00	\$118,900.00
Totals	<a href="#">Graph</a>	2	\$118,900.00	\$118,900.00	\$118,900.00	\$118,900.00

Latitude: 36.353358 Longitude: -94.210664

Employer Name/Employer Address	Graph	Count	Mean Wage	Median Wage	Lowest Wage	Highest Wage
HARRISON FRENCH & ASSOCIATES, LTD., 1705 S. WALTON BLVD., BENTONVILLE, AR ( <a href="https://www.google.com/maps/place/1705%20S.%20WALTON%20BLVD.,BENTONVILLE,AR">https://www.google.com/maps/place/1705%20S.%20WALTON%20BLVD.,BENTONVILLE,AR</a> )	<a href="#">Graph</a>	1	\$56,202.00	\$56,202.00	\$56,202.00	\$56,202.00
Totals	<a href="#">Graph</a>	1	\$56,202.00	\$56,202.00	\$56,202.00	\$56,202.00

Employer Name/Worksite Address	Graph	Count	Mean Wage	Median Wage	Lowest Wage	Highest Wage
HARRISON FRENCH & ASSOCIATES, LTD., 1705 S. WALTON BLVD., BENTONVILLE, AR ( <a href="https://www.google.com/maps/place/1705%20S.%20WALTON%20BLVD.,BENTONVILLE,AR">https://www.google.com/maps/place/1705%20S.%20WALTON%20BLVD.,BENTONVILLE,AR</a> )	<a href="#">Graph</a>	1	\$56,202.00	\$56,202.00	\$56,202.00	\$56,202.00
Totals	<a href="#">Graph</a>	1	\$56,202.00	\$56,202.00	\$56,202.00	\$56,202.00

Latitude: 36.354251 Longitude: -94.213314

Employer Name/Worksite Address	Graph	Count	Mean Wage	Median Wage	Lowest Wage	Highest Wage
GLOBAL DATA MART INC., 1703 SW COMMERCE, BENTONVILLE, AR ( <a href="https://www.google.com/maps/place/1703%20SW%20COMMERCE,BENTONVILLE,AR">https://www.google.com/maps/place/1703%20SW%20COMMERCE,BENTONVILLE,AR</a> )	<a href="#">Graph</a>	1	\$60,000.00	\$60,000.00	\$60,000.00	\$60,000.00
Totals	<a href="#">Graph</a>	1	\$60,000.00	\$60,000.00	\$60,000.00	\$60,000.00

Latitude: 36.35532 Longitude: -94.203353

Employer Name/Worksite Address	Graph	Count	Mean Wage	Median Wage	Lowest Wage	
PERFICIENT, INC., 2303 SE SAINT ANDREWS BLVD, BENTONVILLE, AR ( <a href="https://www.google.com/maps/place/2303%20SE%20SAINT%20ANDREWS%20BLVD,BENTONVILLE,AR">https://www.google.com/maps/place/2303%20SE%20SAINT%20ANDREWS%20BLVD,BENTONVILLE,AR</a> )	<a href="#">Graph</a>	1	\$115,000.00	\$115,000.00	\$115,000.00	
Totals	<a href="#">Graph</a>	1	\$115,000.00	\$115,000.00	\$115,000.00	

Latitude: 36.358006 Longitude: -94.197899

Employer Name/Worksite Address	Graph	Count	Mean Wage	Median Wage	Lowest Wage	Highest Wage



Employer Name/Worksite Address	Graph	Count	Mean Wage	Median Wage	Lowest Wage	Highest Wage
MERCY HEALTH NORTHWEST ARKANSAS COMMUNITIES, 1000 S.E. 13TH COURT, BENTONVILLE, AR ( <a href="https://www.google.com/maps/place/1000%20S.E.%2013TH%20COURT,BENTONVILLE,AR">https://www.google.com/maps/place/1000%20S.E.%2013TH%20COURT,BENTONVILLE,AR</a> )	<a href="#">Graph</a>	1	\$187,200.00	\$187,200.00	\$187,200.00	\$187,200.00
Totals	<a href="#">Graph</a>	1	\$187,200.00	\$187,200.00	\$187,200.00	\$187,200.00

Latitude: 36.358243 Longitude: -94.185873

Employer Name/Worksite Address	Graph	Count	Mean Wage	Me
JVR TECH LLC, 2700 SE & QUOT; STREET, SUITE 200, BENTONVILLE, AR ( <a href="https://www.google.com/maps/place/2700%20SE%20%26QUOT;S%26QUOT;%20STREET,%20SUITE%20200,BENTONVILLE,AR">https://www.google.com/maps/place/2700%20SE%20%26QUOT;S%26QUOT;%20STREET,%20SUITE%20200,BENTONVILLE,AR</a> )	<a href="#">Graph</a>	1	\$70,000.00	\$70,000.00
Totals	<a href="#">Graph</a>	1	\$70,000.00	\$70,000.00

Latitude: 36.359361 Longitude: -94.183407

Employer Name/Worksite Address	Graph	Count	Mean Wage	Median Wage	Lowest Wage	Highest Wage
UST GLOBAL INC, 1203 MOBERLY LN, BENTONVILLE, AR ( <a href="https://www.google.com/maps/place/1203%20MOBERLY%20LN,BENTONVILLE,AR">https://www.google.com/maps/place/1203%20MOBERLY%20LN,BENTONVILLE,AR</a> )	<a href="#">Graph</a>	1	\$63,260.00	\$63,260.00	\$63,260.00	\$63,260.00
UST GLOBAL INC., 1203 SE MOBERLY LN, BENTONVILLE, AR ( <a href="https://www.google.com/maps/place/1203%20SE%20MOBERLY%20LN,BENTONVILLE,AR">https://www.google.com/maps/place/1203%20SE%20MOBERLY%20LN,BENTONVILLE,AR</a> )	<a href="#">Graph</a>	1	\$58,000.00	\$58,000.00	\$58,000.00	\$58,000.00
UST GLOBAL INC., 1203 SE MOBERLY LANE, BENTONVILLE, AR ( <a href="https://www.google.com/maps/place/1203%20SE%20MOBERLY%20LANE,BENTONVILLE,AR">https://www.google.com/maps/place/1203%20SE%20MOBERLY%20LANE,BENTONVILLE,AR</a> )	<a href="#">Graph</a>	2	\$64,600.00	\$64,600.00	\$64,600.00	\$64,600.00
Totals	<a href="#">Graph</a>	4	\$62,615.00	\$63,260.00	\$58,000.00	\$64,600.00

Latitude: 36.359448 Longitude: -94.179045

Employer Name/Worksite Address	Graph	Count	Mean Wage	Median Wage	Lowest Wage	Highest Wage
CAPGEMINI AMERICA INC, 1801 PHYLLIS ST, BENTONVILLE, AR ( <a href="https://www.google.com/maps/place/1801%20PHYLLIS%20ST,BENTONVILLE,AR">https://www.google.com/maps/place/1801%20PHYLLIS%20ST,BENTONVILLE,AR</a> )	<a href="#">Graph</a>	1	\$60,000.00	\$60,000.00	\$60,000.00	\$60,000.00
CAPGEMINI AMERICA INC, 1801 PHYLLIS STREET, BENTONVILLE, AR ( <a href="https://www.google.com/maps/place/1801%20PHYLLIS%20STREET,BENTONVILLE,AR">https://www.google.com/maps/place/1801%20PHYLLIS%20STREET,BENTONVILLE,AR</a> )	<a href="#">Graph</a>	3	\$74,200.00	\$74,200.00	\$74,200.00	\$74,200.00
Totals	<a href="#">Graph</a>	4	\$70,650.00	\$74,200.00	\$60,000.00	\$74,200.00

Latitude: 36.35988 Longitude: -94.21583

Employer Name/Employer Address	Graph	Count	Mean Wage	Median Wage	Lowes Wage
TWENTY4SEVEN INNOVATIONS, INC., 1120 S. WALTON BLVD., SUITE 136, BENTONVILLE, AR ( <a href="https://www.google.com/maps/place/1120%20S.%20WALTON%20BLVD.,%20SUITE%20136,BENTONVILLE,AR">https://www.google.com/maps/place/1120%20S.%20WALTON%20BLVD.,%20SUITE%20136,BENTONVILLE,AR</a> )	<a href="#">Graph</a>	2	\$70,000.00	\$70,000.00	\$70,000.00
Totals	<a href="#">Graph</a>	2	\$70,000.00	\$70,000.00	\$70,000.00

Employer Name/Worksite Address	Graph	Count	Mean Wage	Median Wage	Lowes Wage
TWENTY4SEVEN INNOVATIONS, INC., 1120 S. WALTON BLVD., SUITE 136, BENTONVILLE, AR ( <a href="https://www.google.com/maps/place/1120%20S.%20WALTON%20BLVD.,%20SUITE%20136,BENTONVILLE,AR">https://www.google.com/maps/place/1120%20S.%20WALTON%20BLVD.,%20SUITE%20136,BENTONVILLE,AR</a> )	<a href="#">Graph</a>	2	\$70,000.00	\$70,000.00	\$70,000.00
Totals	<a href="#">Graph</a>	2	\$70,000.00	\$70,000.00	\$70,000.00

Latitude: 36.360272 Longitude: -94.194471

Employer Name/Worksite Address	Graph	Count	Mean Wage	Median Wage	Lowest Wage	Highest Wage
WAL-MART ASSOCIATES, INC., 2001 SE 10TH STREET, BENTONVILLE, AR ( <a href="https://www.google.com/maps/place/2001%20SE%2010TH%20STREET,BENTONVILLE,AR">https://www.google.com/maps/place/2001%20SE%2010TH%20STREET,BENTONVILLE,AR</a> )	<a href="#">Graph</a>	3	\$82,506.14	\$84,000.00	\$68,457.22	\$95,061.20
Totals	<a href="#">Graph</a>	3	\$82,506.14	\$84,000.00	\$68,457.22	\$95,061.20

Latitude: 36.36039 Longitude: -94.233413

Employer Name/Worksite Address	Graph	Count	Mean Wage	Median Wage	Lowest Wage	Highest Wage
INTELLECT BUSINESS SOLUTIONS, LLC, 1201 SE 8TH, BENTONVILLE, AR ( <a href="https://www.google.com/maps/place/1201%20SE%208TH,BENTONVILLE,AR">https://www.google.com/maps/place/1201%20SE%208TH,BENTONVILLE,AR</a> )	<a href="#">Graph</a>	1	\$65,000.00	\$65,000.00	\$65,000.00	\$65,000.00
Totals	<a href="#">Graph</a>	1	\$65,000.00	\$65,000.00	\$65,000.00	\$65,000.00

Latitude: 36.360984 Longitude: -94.182785

Employer Name/Worksite Address	Graph	Count	Mean Wage	Median Wage	Lowest Wage	Highest Wage
ACTIVE ENTERPRISE SOLUTIONS LLC, 2502 SOUTH EAST TECHNOLOGY CIRCLE, BENTONVILLE, AR ( <a href="https://www.google.com/maps/place/2502%20SOUTH%20EAST%20TECHNOLOGY%20CIRCLE,BENTONVILLE,AR">https://www.google.com/maps/place/2502%20SOUTH%20EAST%20TECHNOLOGY%20CIRCLE,BENTONVILLE,AR</a> )	<a href="#">Graph</a>	1	\$60,000.00	\$60,000.00	\$60,000.00	\$60,000.00
EMC CORPORATION, 2500 TECHNOLOGICAL CIRCLE, BENTONVILLE, AR ( <a href="https://www.google.com/maps/place/2500%20TECHNOLOGICAL%20CIRCLE,BENTONVILLE,AR">https://www.google.com/maps/place/2500%20TECHNOLOGICAL%20CIRCLE,BENTONVILLE,AR</a> )	<a href="#">Graph</a>	1	\$82,202.00	\$82,202.00	\$82,202.00	\$82,202.00
HEADSTREAM INC, IBM, BENTONVILLE, AR ( <a href="https://www.google.com/maps/place/IBM,BENTONVILLE,AR">https://www.google.com/maps/place/IBM,BENTONVILLE,AR</a> )	<a href="#">Graph</a>	1	\$65,000.00	\$65,000.00	\$65,000.00	\$65,000.00
IBM CORPORATION, 2500 TECHNOLOGY CIRCLE, BENTONVILLE, AR ( <a href="https://www.google.com/maps/place/2500%20TECHNOLOGY%20CIRCLE,BENTONVILLE,AR">https://www.google.com/maps/place/2500%20TECHNOLOGY%20CIRCLE,BENTONVILLE,AR</a> )	<a href="#">Graph</a>	1	\$115,000.80	\$115,000.80	\$115,000.80	\$115,000.80
IBM INDIA PRIVATE LIMITED, IBM, 2500 TECHNOLOGY CIRCLE, BENTONVILLE, AR ( <a href="https://www.google.com/maps/place/IBM,%202500%20TECHNOLOGY%20CIRCLE,BENTONVILLE,AR">https://www.google.com/maps/place/IBM,%202500%20TECHNOLOGY%20CIRCLE,BENTONVILLE,AR</a> )	<a href="#">Graph</a>	1	\$90,240.00	\$90,240.00	\$90,240.00	\$90,240.00
SERVER MANAGEMENT SERVICES LLC, 2500 SE TECHNOLOGY CIRCLE, BENTONVILLE, AR ( <a href="https://www.google.com/maps/place/2500%20SE%20TECHNOLOGY%20CIRCLE,BENTONVILLE,AR">https://www.google.com/maps/place/2500%20SE%20TECHNOLOGY%20CIRCLE,BENTONVILLE,AR</a> )	<a href="#">Graph</a>	2	\$65,000.00	\$60,000.00	\$60,000.00	\$65,000.00
COLLABERA INC., 2502 SE TECHNOLOGY CIRCLE, BENTONVILLE, AR ( <a href="https://www.google.com/maps/place/2502%20SE%20TECHNOLOGY%20CIRCLE,BENTONVILLE,AR">https://www.google.com/maps/place/2502%20SE%20TECHNOLOGY%20CIRCLE,BENTONVILLE,AR</a> )	<a href="#">Graph</a>	4	\$72,800.00	\$65,000.00	\$65,000.00	\$72,800.00
SYNERGY GLOBAL SYSTEMS INC, 2500 SE TECHNOLOGY CIR, BENTONVILLE, AR ( <a href="https://www.google.com/maps/place/2500%20SE%20TECHNOLOGY%20CIR,BENTONVILLE,AR">https://www.google.com/maps/place/2500%20SE%20TECHNOLOGY%20CIR,BENTONVILLE,AR</a> )	<a href="#">Graph</a>	4	\$77,500.00	\$65,000.00	\$65,000.00	\$77,500.00
GLOBAL BRIDGE INFOTECH INC.,, 2502 TECHNOLOGY CIRCLE, BENTONVILLE, AR ( <a href="https://www.google.com/maps/place/2502%20TECHNOLOGY%20CIRCLE,BENTONVILLE,AR">https://www.google.com/maps/place/2502%20TECHNOLOGY%20CIRCLE,BENTONVILLE,AR</a> )	<a href="#">Graph</a>	17	\$55,294.12	\$55,000.00	\$55,000.00	\$55,294.12
BRILLIO, LLC, 2502 TECHNOLOGY CIRCLE, BENTONVILLE, AR ( <a href="https://www.google.com/maps/place/2502%20TECHNOLOGY%20CIRCLE,BENTONVILLE,AR">https://www.google.com/maps/place/2502%20TECHNOLOGY%20CIRCLE,BENTONVILLE,AR</a> )	<a href="#">Graph</a>	21	\$75,053.61	\$78,000.00	\$78,000.00	\$75,053.61
Totals	<a href="#">Graph</a>	53	\$69,052.24	\$60,000.00	\$60,000.00	\$82,202.00

Latitude: 36.361106 Longitude: -94.182735

Employer Name/Worksite Address	Graph	Count	Mean Wage	Median Wage	Lowest Wage	Highest Wage
MICROSOFT CORPORATION, 2505 TECHNOLOGY CIRCLE, BENTONVILLE, AR ( <a href="https://www.google.com/maps/place/2505%20TECHNOLOGY%20CIRCLE,BENTONVILLE,AR">https://www.google.com/maps/place/2505%20TECHNOLOGY%20CIRCLE,BENTONVILLE,AR</a> )	<a href="#">Graph</a>	1	\$128,290.00	\$128,290.00	\$128,290.00	\$128,290.00
ORACLE AMERICA, INC, 2501 TECHNOLOGY CIRCLE, BENTONVILLE, AR ( <a href="https://www.google.com/maps/place/2501%20TECHNOLOGY%20CIRCLE,BENTONVILLE,AR">https://www.google.com/maps/place/2501%20TECHNOLOGY%20CIRCLE,BENTONVILLE,AR</a> )	<a href="#">Graph</a>	10	\$79,331.00	\$79,331.00	\$79,331.00	\$79,331.00
Totals	<a href="#">Graph</a>	11	\$83,781.82	\$79,331.00	\$79,331.00	\$128,290.00

Latitude: 36.362219 Longitude: -94.183467

Employer Name/Worksite Address	Graph	Count	Mean Wage	Median Wage	Lowest Wage	Highest Wage
--------------------------------	-------	-------	-----------	-------------	-------------	--------------

Employer Name/Worksite Address	Graph	Count	Mean Wage	Median Wage	Lowest Wage	Highest Wage
TERADATA OPERATIONS, INC., 850 MOBERLY LANE, BENTONVILLE, AR ( <a href="https://www.google.com/maps/place/850%20MOBERLY%20LANE,BENTONVILLE,AR">https://www.google.com/maps/place/850%20MOBERLY%20LANE,BENTONVILLE,AR</a> )	<a href="#">Graph</a>	1	\$97,469.00	\$97,469.00	\$97,469.00	\$97,469.00
Totals	<a href="#">Graph</a>	1	\$97,469.00	\$97,469.00	\$97,469.00	\$97,469.00

Latitude: 36.363521 Longitude: -94.183283

Employer Name/Worksite Address	Graph	Count	Mean Wage	Median Wage
AIT GLOBAL, INC, 805 SE MOBERLY LN, BENTONVILLE, AR ( <a href="https://www.google.com/maps/place/805%20SE%20MOBERLY%20LN,BENTONVILLE,AR">https://www.google.com/maps/place/805%20SE%20MOBERLY%20LN,BENTONVILLE,AR</a> )	<a href="#">Graph</a>	1	\$80,000.00	\$80,000.00
AVTECH SOLUTIONS, INC., WALMART, BENTONVILLE, AR ( <a href="https://www.google.com/maps/place/WALMART,BENTONVILLE,AR">https://www.google.com/maps/place/WALMART,BENTONVILLE,AR</a> )	<a href="#">Graph</a>	1	\$70,000.00	\$70,000.00
NCR CORPORATION, 805 MOBERLY LN., BENTONVILLE, AR ( <a href="https://www.google.com/maps/place/805%20MOBERLY%20LN.,BENTONVILLE,AR">https://www.google.com/maps/place/805%20MOBERLY%20LN.,BENTONVILLE,AR</a> )	<a href="#">Graph</a>	1	\$70,000.00	\$70,000.00
THOUGHT BYTE, INC., WALMART DAVID GLASS TECHNOLOGY CENTER, BENTONVILLE, AR ( <a href="https://www.google.com/maps/place/WALMART%20DAVID%20GLASS%20TECHNOLOGY%20CENTER,BENTONVILLE,AR">https://www.google.com/maps/place/WALMART%20DAVID%20GLASS%20TECHNOLOGY%20CENTER,BENTONVILLE,AR</a> )	<a href="#">Graph</a>	1	\$65,000.00	\$65,000.00
UST GLOBAL INC., 805 MABERLY LANE, BENTONVILLE, AR ( <a href="https://www.google.com/maps/place/805%20MABERLY%20LANE,BENTONVILLE,AR">https://www.google.com/maps/place/805%20MABERLY%20LANE,BENTONVILLE,AR</a> )	<a href="#">Graph</a>	2	\$65,912.00	\$65,912.00
UST GLOBAL INC., 805 S MOBERLY LANE, BENTONVILLE, AR ( <a href="https://www.google.com/maps/place/805%20S%20MOBERLY%20LANE,BENTONVILLE,AR">https://www.google.com/maps/place/805%20S%20MOBERLY%20LANE,BENTONVILLE,AR</a> )	<a href="#">Graph</a>	2	\$66,667.00	\$62,546.00
UST GLOBAL INC, 805 SE MOBERLY LANE, BENTONVILLE, AR ( <a href="https://www.google.com/maps/place/805%20SE%20MOBERLY%20LANE,BENTONVILLE,AR">https://www.google.com/maps/place/805%20SE%20MOBERLY%20LANE,BENTONVILLE,AR</a> )	<a href="#">Graph</a>	6	\$70,277.17	\$64,661.00
SIRI INFOSOLUTIONS INC., 805 MOBERLY LN, BENTONVILLE, AR ( <a href="https://www.google.com/maps/place/805%20MOBERLY%20LN,BENTONVILLE,AR">https://www.google.com/maps/place/805%20MOBERLY%20LN,BENTONVILLE,AR</a> )	<a href="#">Graph</a>	22	\$71,881.47	\$66,518.40
UST GLOBAL INC., 805 MOBERLY LANE, BENTONVILLE, AR ( <a href="https://www.google.com/maps/place/805%20MOBERLY%20LANE,BENTONVILLE,AR">https://www.google.com/maps/place/805%20MOBERLY%20LANE,BENTONVILLE,AR</a> )	<a href="#">Graph</a>	426	\$73,686.19	\$72,000.00
Totals	<a href="#">Graph</a>	462	\$73,470.85	\$71,750.12

Latitude: 36.363791 Longitude: -94.221736

Employer Name/Worksite Address	Graph	Count	Mean Wage	Median Wage	Lowest Wage	Highest Wage
SUN CHEMICAL CORPORATION, 809 SOUTH WEST I STREET, BENTONVILLE, AR ( <a href="https://www.google.com/maps/place/809%20SOUTH%20WEST%20I%20STREET,BENTONVILLE,AR">https://www.google.com/maps/place/809%20SOUTH%20WEST%20I%20STREET,BENTONVILLE,AR</a> )	<a href="#">Graph</a>	2	\$64,623.50	\$54,332.00	\$54,332.00	\$74,9
Totals	<a href="#">Graph</a>	2	\$64,623.50	\$54,332.00	\$54,332.00	\$74,9

Latitude: 36.364003 Longitude: -94.195285

Employer Name/Worksite Address	Graph	Count	Mean Wage	Median Wage	Lowest Wage
ALREK BUSINESS SOLUTIONS INC., WALMART, BENTONVILLE, AR ( <a href="https://www.google.com/maps/place/WALMART,BENTONVILLE,AR">https://www.google.com/maps/place/WALMART,BENTONVILLE,AR</a> )	<a href="#">Graph</a>	1	\$60,000.00	\$60,000.00	\$60,000.00
I2 IT SOLUTIONS, INC., 1201 SE 8TH ST #11, BENTONVILLE, AR ( <a href="https://www.google.com/maps/place/1201%20SE%208TH%20ST%20#11,BENTONVILLE,AR">https://www.google.com/maps/place/1201%20SE%208TH%20ST%20#11,BENTONVILLE,AR</a> )	<a href="#">Graph</a>	1	\$81,000.00	\$81,000.00	\$81,000.00
WIPRO LIMITED, 1201 SE 8TH STREET SUITE 11, BENTONVILLE, AR ( <a href="https://www.google.com/maps/place/1201%20SE%208TH%20STREET%20SUITE%2011,BENTONVILLE,AR">https://www.google.com/maps/place/1201%20SE%208TH%20STREET%20SUITE%2011,BENTONVILLE,AR</a> )	<a href="#">Graph</a>	1	\$60,000.00	\$60,000.00	\$60,000.00
NEW YORK TECHNOLOGY PARTNERS, INC., 1201 SE 8TH STREET, BENTONVILLE, AR ( <a href="https://www.google.com/maps/place/1201%20SE%208TH%20STREET,BENTONVILLE,AR">https://www.google.com/maps/place/1201%20SE%208TH%20STREET,BENTONVILLE,AR</a> )	<a href="#">Graph</a>	4	\$64,250.00	\$60,000.00	\$60,000.00
INFOMERICA, INC., 1201 SE 8TH ST, BENTONVILLE, AR ( <a href="https://www.google.com/maps/place/1201%20SE%208TH%20ST,BENTONVILLE,AR">https://www.google.com/maps/place/1201%20SE%208TH%20ST,BENTONVILLE,AR</a> )	<a href="#">Graph</a>	5	\$61,970.80	\$60,000.00	\$60,000.00
WIPRO LIMITED, 1201 SE 8TH STREET, SUITE 11, BENTONVILLE, AR ( <a href="https://www.google.com/maps/place/1201%20SE%208TH%20STREET,%20SUITE%2011,BENTONVILLE,AR">https://www.google.com/maps/place/1201%20SE%208TH%20STREET,%20SUITE%2011,BENTONVILLE,AR</a> )	<a href="#">Graph</a>	8	\$60,000.00	\$60,000.00	\$60,000.00

Employer Name/Worksite Address	Graph	Count	Mean Wage	Median Wage	Lowest Wage
WIPRO LIMITED, 1201 SE 8TH ST STE 11, BENTONVILLE, AR ( <a href="https://www.google.com/maps/place/1201%20SE%208TH%20ST%20STE%2011,BENTONVILLE,AR">https://www.google.com/maps/place/1201%20SE%208TH%20ST%20STE%2011,BENTONVILLE,AR</a> )	<a href="#">Graph</a>	11	\$60,000.00	\$60,000.00	\$60,000.00
Totals	<a href="#">Graph</a>	31	\$61,543.68	\$60,000.00	\$60,000.00

Latitude: 36.364174 Longitude: -94.21546

Employer Name/Worksite Address	Graph	Count	Mean Wage	Median Wage	Lowest Wage
TOSHIBA GLOBAL COMMERCE SOLUTIONS, INC., 609 SW 8TH ST. SUITE 500, BENTONVILLE, AR ( <a href="https://www.google.com/maps/place/609%20SW%208TH%20ST.%20SUITE%20500,BENTONVILLE,AR">https://www.google.com/maps/place/609%20SW%208TH%20ST.%20SUITE%20500,BENTONVILLE,AR</a> )	<a href="#">Graph</a>	1	\$114,000.00	\$114,000.00	\$114,000.00
TECHNOLOGY CONSULTANTS INC, 609 SW 8TH STREET, SUITE 500, BENTONVILLE, AR ( <a href="https://www.google.com/maps/place/609%20SW%208TH%20STREET,%20SUITE%20500,BENTONVILLE,AR">https://www.google.com/maps/place/609%20SW%208TH%20STREET,%20SUITE%20500,BENTONVILLE,AR</a> )	<a href="#">Graph</a>	2	\$66,500.00	\$62,000.00	\$62,000.00
MU SIGMA, INC., 609 SW 8TH ST., BENTONVILLE, AR ( <a href="https://www.google.com/maps/place/609%20SW%208TH%20ST.,BENTONVILLE,AR">https://www.google.com/maps/place/609%20SW%208TH%20ST.,BENTONVILLE,AR</a> )	<a href="#">Graph</a>	4	\$64,827.75	\$69,825.00	\$34,486.00
TATA CONSULTANCY SERVICES LIMITED, 609 SOUTHWEST 8TH STREET, BENTONVILLE, AR ( <a href="https://www.google.com/maps/place/609%20SOUTHWEST%208TH%20STREET,BENTONVILLE,AR">https://www.google.com/maps/place/609%20SOUTHWEST%208TH%20STREET,BENTONVILLE,AR</a> )	<a href="#">Graph</a>	5	\$61,395.40	\$61,859.00	\$60,700.00
TATA CONSULTANCY SERVICES LIMITED, 609 SW 8TH STREET, SUITE 900, BENTONVILLE, AR ( <a href="https://www.google.com/maps/place/609%20SW%208TH%20STREET,%20SUITE%20900,BENTONVILLE,AR">https://www.google.com/maps/place/609%20SW%208TH%20STREET,%20SUITE%20900,BENTONVILLE,AR</a> )	<a href="#">Graph</a>	5	\$61,395.40	\$61,859.00	\$60,700.00
TATA CONSULTANCY SERVICES LIMITED, 609 SW 8TH ST, BENTONVILLE, AR ( <a href="https://www.google.com/maps/place/609%20SW%208TH%20ST,BENTONVILLE,AR">https://www.google.com/maps/place/609%20SW%208TH%20ST,BENTONVILLE,AR</a> )	<a href="#">Graph</a>	12	\$64,659.92	\$60,700.00	\$60,100.00
TATA CONSULTANCY SERVICES LIMITED, 609 SW 8TH STREET, BENTONVILLE, AR ( <a href="https://www.google.com/maps/place/609%20SW%208TH%20STREET,BENTONVILLE,AR">https://www.google.com/maps/place/609%20SW%208TH%20STREET,BENTONVILLE,AR</a> )	<a href="#">Graph</a>	55	\$66,772.04	\$61,859.00	\$60,000.00
Totals	<a href="#">Graph</a>	84	\$66,293.40	\$61,859.00	\$34,486.00

Latitude: 36.364196 Longitude: -94.216327

Employer Name/Worksite Address	Graph	Count	Mean Wage	Median Wage	Lowest Wage	Highest Wage
WAL-MART ASSOCIATES, INC., 702 SW 8TH STREET, BENTONVILLE, AR ( <a href="https://www.google.com/maps/place/702%20SW%208TH%20STREET,BENTONVILLE,AR">https://www.google.com/maps/place/702%20SW%208TH%20STREET,BENTONVILLE,AR</a> )	<a href="#">Graph</a>	2	\$82,528.81	\$72,807.54	\$72,807.54	\$92,250.08
DELOITTE CONSULTING LLP, 8TH STREET, BENTONVILLE, AR ( <a href="https://www.google.com/maps/place/8TH%20STREET,BENTONVILLE,AR">https://www.google.com/maps/place/8TH%20STREET,BENTONVILLE,AR</a> )	<a href="#">Graph</a>	15	\$104,000.00	\$104,000.00	\$104,000.00	\$104,000.00
Totals	<a href="#">Graph</a>	17	\$101,473.98	\$104,000.00	\$72,807.54	\$104,000.00

Latitude: 36.364306 Longitude: -94.215457

Employer Name/Worksite Address	Graph	Count	Mean Wage	Median Wage	Lowest Wage	Highest Wage
INFOSMART TECHNOLOGIES, INC, WALMART, BENTONVILLE, AR ( <a href="https://www.google.com/maps/place/WALMART,BENTONVILLE,AR">https://www.google.com/maps/place/WALMART,BENTONVILLE,AR</a> )	<a href="#">Graph</a>	1	\$77,002.00	\$77,002.00	\$77,002.00	\$77,002.00
INFOSYS LIMITED, 608 SW 8TH ST, BENTONVILLE, AR ( <a href="https://www.google.com/maps/place/608%20SW%208TH%20ST,BENTONVILLE,AR">https://www.google.com/maps/place/608%20SW%208TH%20ST,BENTONVILLE,AR</a> )	<a href="#">Graph</a>	9	\$89,618.89	\$93,678.00	\$65,000.00	\$114,000.00
DELOITTE CONSULTING LLP, 608 SOUTHWEST 8TH STREET, BENTONVILLE, AR ( <a href="https://www.google.com/maps/place/608%20SOUTHWEST%208TH%20STREET,BENTONVILLE,AR">https://www.google.com/maps/place/608%20SOUTHWEST%208TH%20STREET,BENTONVILLE,AR</a> )	<a href="#">Graph</a>	45	\$112,000.00	\$104,000.00	\$104,000.00	\$120,000.00
WAL-MART ASSOCIATES, INC., 608 SW 8TH STREET, BENTONVILLE, AR ( <a href="https://www.google.com/maps/place/608%20SW%208TH%20STREET,BENTONVILLE,AR">https://www.google.com/maps/place/608%20SW%208TH%20STREET,BENTONVILLE,AR</a> )	<a href="#">Graph</a>	55	\$81,033.92	\$79,700.00	\$34,486.00	\$120,000.00
Totals	<a href="#">Graph</a>	110	\$94,367.61	\$104,000.00	\$34,486.00	\$120,000.00

Latitude: 36.364328 Longitude: -94.216324

Employer Name/Worksite Address	Graph	Count	Mean Wage	Median Wage	Lowest Wage	Highest Wage
--------------------------------	-------	-------	-----------	-------------	-------------	--------------

Employer Name/Worksite Address	Graph	Count	Mean Wage	Median Wage	Lowest Wage	Highest Wage
TATA CONSULTANCY SERVICES LIMITED, 690 SW 8TH STREET, BENTONVILLE, AR (https://www.google.com/maps/place/690%20SW%208TH%20STREET,BENTONVILLE,AR)	<a href="#">Graph</a>	1	\$61,859.00	\$61,859.00	\$61,859.00	\$61,859.00
Totals	<a href="#">Graph</a>	1	\$61,859.00	\$61,859.00	\$61,859.00	\$61,859.00

Latitude: 36.36434 Longitude: -94.216994

Employer Name/Employer Address	Graph	Count	Mean Wage	Median Wage	Lowest Wage	Highest Wage
WAL-MART ASSOCIATES INC., 702 SW 8TH STREET, BENTONVILLE, AR (https://www.google.com/maps/place/702%20SW%208TH%20STREET,BENTONVILLE,AR)	<a href="#">Graph</a>	69	\$72,833.06	\$72,000.24	\$54,075.06	\$99,000.20
WAL-MART ASSOCIATES, INC., 702 S.W. 8TH STREET, BENTONVILLE, AR (https://www.google.com/maps/place/702%20S.W.%208TH%20STREET,BENTONVILLE,AR)	<a href="#">Graph</a>	314	\$80,991.57	\$75,000.12	\$52,500.24	\$157,000.00
Totals	<a href="#">Graph</a>	383	\$79,521.76	\$75,000.00	\$52,500.24	\$157,000.00

Employer Name/Worksite Address	Graph	Count	Mean Wage	Median Wage	Lowest Wage	Highest Wage
INFOSOFT, INC., 608 SW 8TH ST, BENTONVILLE, AR (https://www.google.com/maps/place/608%20SW%208TH%20ST,BENTONVILLE,AR)	<a href="#">Graph</a>	1	\$70,000.00	\$70,000.00	\$70,000.00	\$70,000.00
MU SIGMA, INC., 702 SW 8TH ST., BENTONVILLE, AR (https://www.google.com/maps/place/702%20SW%208TH%20ST.,BENTONVILLE,AR)	<a href="#">Graph</a>	1	\$78,850.00	\$78,850.00	\$78,850.00	\$78,850.00
PROCAL TECHNOLOGIES INC., 702 S.W. 8TH ST, BENTONVILLE, AR (https://www.google.com/maps/place/702%20S.W.%208TH%20ST,BENTONVILLE,AR)	<a href="#">Graph</a>	1	\$62,500.00	\$62,500.00	\$62,500.00	\$62,500.00
SUMAS EDGE CORPORATION, 608 SW 8TH ST., BENTONVILLE, AR (https://www.google.com/maps/place/608%20SW%208TH%20ST.,BENTONVILLE,AR)	<a href="#">Graph</a>	1	\$60,000.00	\$60,000.00	\$60,000.00	\$60,000.00
WAL-MART ASSOCIATES, INC., 702 S.W. 8TH STREET, BENTONVILLE, AR (https://www.google.com/maps/place/702%20S.W.%208TH%20STREET,BENTONVILLE,AR)	<a href="#">Graph</a>	2	\$148,500.00	\$140,000.00	\$140,000.00	\$140,000.00
TREDENCE INC., 702 SOUTHWEST 8TH STREET, BENTONVILLE, AR (https://www.google.com/maps/place/702%20SOUTHWEST%208TH%20STREET,BENTONVILLE,AR)	<a href="#">Graph</a>	7	\$95,714.29	\$100,000.00	\$80,000.00	\$100,000.00
MU SIGMA, INC., 702 SW 8TH ST, BENTONVILLE, AR (https://www.google.com/maps/place/702%20SW%208TH%20ST,BENTONVILLE,AR)	<a href="#">Graph</a>	13	\$70,812.85	\$64,191.00	\$60,000.00	\$90,000.00
TREDENCE INC., 702 SOUTHWEST 8TH STREET, BENTONVILLE, AR (https://www.google.com/maps/place/702%20SOUTHWEST%208TH%20STREET,BENTONVILLE,AR)	<a href="#">Graph</a>	16	\$47,550.00	\$44,720.00	\$44,720.00	\$90,000.00
WAL-MART ASSOCIATES, INC., 508 SW 8TH STREET, BENTONVILLE, AR (https://www.google.com/maps/place/508%20SW%208TH%20STREET,BENTONVILLE,AR)	<a href="#">Graph</a>	28	\$63,998.73	\$58,000.00	\$58,000.00	\$90,000.00
WAL-MART ASSOCIATES, INC., 702 SW 8TH STREET, BENTONVILLE, AR (https://www.google.com/maps/place/702%20SW%208TH%20STREET,BENTONVILLE,AR)	<a href="#">Graph</a>	39	\$92,364.19	\$96,720.00	\$58,000.00	\$100,000.00
WAL-MART ASSOCIATES, INC., 608 SW 8TH STREET, BENTONVILLE, AR (https://www.google.com/maps/place/608%20SW%208TH%20STREET,BENTONVILLE,AR)	<a href="#">Graph</a>	42	\$78,611.32	\$73,500.00	\$60,000.00	\$100,000.00
DELOITTE CONSULTING LLP, 608 SOUTHWEST 8TH STREET, BENTONVILLE, AR (https://www.google.com/maps/place/608%20SOUTHWEST%208TH%20STREET,BENTONVILLE,AR)	<a href="#">Graph</a>	180	\$76,705.50	\$75,000.00	\$58,000.00	\$90,000.00
Totals	<a href="#">Graph</a>	331	\$76,805.29	\$75,000.00	\$44,720.00	\$100,000.00

Latitude: 36.364374 Longitude: -94.219251

Employer Name/Worksite Address	Graph	Count	Mean Wage	Median Wage	Lowest Wage	Highest Wage
WAL-MART ASSOCIATES, INC., 806 SW 8TH STREET, BENTONVILLE, AR (https://www.google.com/maps/place/806%20SW%208TH%20STREET,BENTONVILLE,AR)	<a href="#">Graph</a>	1	\$90,334.14	\$90,334.14	\$90,334.14	\$90,334.14
Totals	<a href="#">Graph</a>	1	\$90,334.14	\$90,334.14	\$90,334.14	\$90,334.14

Latitude: 36.364374 Longitude: -94.216962

Employer Name/Worksite Address	Graph	Count	Mean Wage	Median Wage	Lowest Wage	Highest Wage
AIT GLOBAL, INC, 805 SE MOBERLY LN,, BENTONVILLE, AR ( <a href="https://www.google.com/maps/place/805%20SE%20MOBERLY%20LN,,BENTONVILLE,AR">https://www.google.com/maps/place/805%20SE%20MOBERLY%20LN,,BENTONVILLE,AR</a> )	<a href="#">Graph</a>	1	\$82,000.00	\$82,000.00	\$82,000.00	\$82,000.00
UST GLOBAL INC, 805 SE MOBERLY LANE, BENTONVILLE, AR ( <a href="https://www.google.com/maps/place/805%20SE%20MOBERLY%20LANE,BENTONVILLE,AR">https://www.google.com/maps/place/805%20SE%20MOBERLY%20LANE,BENTONVILLE,AR</a> )	<a href="#">Graph</a>	11	\$63,174.91	\$63,600.00	\$53,000.00	\$75,400.00
Totals	<a href="#">Graph</a>	12	\$64,743.67	\$63,600.00	\$53,000.00	\$82,000.00

Latitude: 36.364379 Longitude: -94.217349

Employer Name/Worksite Address	Graph	Count	Mean Wage	Median Wage	Lowest Wage	Highest Wage
WAYNSYS INC, 702 SW 8TH ST, BENTONVILLE, AR ( <a href="https://www.google.com/maps/place/702%20SW%208TH%20ST,BENTONVILLE,AR">https://www.google.com/maps/place/702%20SW%208TH%20ST,BENTONVILLE,AR</a> )	<a href="#">Graph</a>	1	\$87,000.00	\$87,000.00	\$87,000.00	\$87,000.00
Totals	<a href="#">Graph</a>	1	\$87,000.00	\$87,000.00	\$87,000.00	\$87,000.00

Latitude: 36.364526 Longitude: -94.208704

Employer Name/Worksite Address	Graph	Count	Mean Wage	Median Wage	Lowest Wage	Highest Wage
WIPRO LIMITED, 1201, SE 8TH ST, BENTONVILLE, AR ( <a href="https://www.google.com/maps/place/1201,%20SE%208TH%20ST,BENTONVILLE,AR">https://www.google.com/maps/place/1201,%20SE%208TH%20ST,BENTONVILLE,AR</a> )	<a href="#">Graph</a>	1	\$60,000.00	\$60,000.00	\$60,000.00	\$60,000.00
TECHLAND INC, 1201, SE 8TH STREET, BENTONVILLE, AR ( <a href="https://www.google.com/maps/place/1201,%20SE%208TH%20STREET,BENTONVILLE,AR">https://www.google.com/maps/place/1201,%20SE%208TH%20STREET,BENTONVILLE,AR</a> )	<a href="#">Graph</a>	13	\$61,538.46	\$60,000.00	\$60,000.00	\$60,000.00
WIPRO LIMITED, 1201, SE 8TH STREET, SUITE 11, BENTONVILLE, AR ( <a href="https://www.google.com/maps/place/1201,%20SE%208TH%20STREET,%20SUITE%2011,BENTONVILLE,AR">https://www.google.com/maps/place/1201,%20SE%208TH%20STREET,%20SUITE%2011,BENTONVILLE,AR</a> )	<a href="#">Graph</a>	45	\$61,083.04	\$60,000.00	\$60,000.00	\$60,000.00
Totals	<a href="#">Graph</a>	59	\$61,165.03	\$60,000.00	\$60,000.00	\$60,000.00

Latitude: 36.364931 Longitude: -94.213695

Employer Name/Worksite Address	Graph	Count	Mean Wage	Median Wage	Lowest Wage	Highest Wage
DELOITTE CONSULTING LLP, 608 SW 7TH STREET, BENTONVILLE, AR ( <a href="https://www.google.com/maps/place/608%20SW%207TH%20STREET,BENTONVILLE,AR">https://www.google.com/maps/place/608%20SW%207TH%20STREET,BENTONVILLE,AR</a> )	<a href="#">Graph</a>	15	\$83,000.00	\$83,000.00	\$83,000.00	\$83,000.00
Totals	<a href="#">Graph</a>	15	\$83,000.00	\$83,000.00	\$83,000.00	\$83,000.00

Latitude: 36.365056 Longitude: -94.215301

Employer Name/Worksite Address	Graph	Count	Mean Wage	Median Wage	Lowest Wage	Highest Wage
ACCENTURE LLP, 720 SW E STREET, BENTONVILLE, AR ( <a href="https://www.google.com/maps/place/720%20SW%20E%20STREET,BENTONVILLE,AR">https://www.google.com/maps/place/720%20SW%20E%20STREET,BENTONVILLE,AR</a> )	<a href="#">Graph</a>	1	\$129,500.00	\$129,500.00	\$129,500.00	\$129,500.00
LATENTVIEW ANALYTICS CORPORATION, 720 SW E ST, BENTONVILLE, AR ( <a href="https://www.google.com/maps/place/720%20SW%20E%20ST,BENTONVILLE,AR">https://www.google.com/maps/place/720%20SW%20E%20ST,BENTONVILLE,AR</a> )	<a href="#">Graph</a>	4	\$73,500.00	\$70,000.00	\$70,000.00	\$84,000.00
Totals	<a href="#">Graph</a>	5	\$84,700.00	\$70,000.00	\$70,000.00	\$129,500.00

Latitude: 36.365764 Longitude: -94.250847

Employer Name/Worksite Address	Graph	Count	Mean Wage	Median Wage	Lowest Wage	Highest Wage
TATA CONSULTANCY SERVICES LIMITED, 609, SW 8TH STREET,, BENTONVILLE, AR ( <a href="https://www.google.com/maps/place/609,%20SW%208TH%20STREET,,BENTONVILLE,AR">https://www.google.com/maps/place/609,%20SW%208TH%20STREET,,BENTONVILLE,AR</a> )	<a href="#">Graph</a>	2	\$61,859.00	\$61,859.00	\$61,859.00	\$61,859.00
TATA CONSULTANCY SERVICES LIMITED, 609, SW 8TH STREET, SUITE 900, BENTONVILLE, AR ( <a href="https://www.google.com/maps/place/609,%20SW%208TH%20STREET,%20SUITE%20900,BENTONVILLE,AR">https://www.google.com/maps/place/609,%20SW%208TH%20STREET,%20SUITE%20900,BENTONVILLE,AR</a> )	<a href="#">Graph</a>	6	\$64,819.67	\$61,859.00	\$61,859.00	\$61,859.00

Employer Name/Worksite Address	Graph	Count	Mean Wage	Median Wage	Lowest Wage
TATA CONSULTANCY SERVICES LIMITED, 609, SW 8TH STREET, BENTONVILLE, AR ( <a href="https://www.google.com/maps/place/609,%20SW%208TH%20STREET,BENTONVILLE,AR">https://www.google.com/maps/place/609,%20SW%208TH%20STREET,BENTONVILLE,AR</a> )	<a href="#">Graph</a>	19	\$61,357.21	\$60,700.00	\$60,700.00
Totals	<a href="#">Graph</a>	27	\$62,163.81	\$60,700.00	\$60,700.00

Latitude: 36.367765 Longitude: -94.225532

Employer Name/Worksite Address	Graph	Count	Mean Wage	Median Wage	Lowest Wage
ALLYIS INC, WALMART 702 SW 8TH ST, BENTONVILLE, AR ( <a href="https://www.google.com/maps/place/WALMART%20702%20SW%208TH%20ST,BENTONVILLE,AR">https://www.google.com/maps/place/WALMART%20702%20SW%208TH%20ST,BENTONVILLE,AR</a> )	<a href="#">Graph</a>	1	\$89,669.00	\$89,669.00	\$89,669
EVERY USA CORPORATION, WALMART GLOBAL SHARED SERVICES, BENTONVILLE, AR ( <a href="https://www.google.com/maps/place/WALMART%20GLOBAL%20SHARED%20SERVICES,BENTONVILLE,AR">https://www.google.com/maps/place/WALMART%20GLOBAL%20SHARED%20SERVICES,BENTONVILLE,AR</a> )	<a href="#">Graph</a>	1	\$77,002.00	\$77,002.00	\$77,002
LJ SMITH & ASSOCIATES, WAL-MART, 702 SW 8TH STREET, BENTONVILLE, AR ( <a href="https://www.google.com/maps/place/WAL-MART,%20702%20SW%208TH%20STREET,BENTONVILLE,AR">https://www.google.com/maps/place/WAL-MART,%20702%20SW%208TH%20STREET,BENTONVILLE,AR</a> )	<a href="#">Graph</a>	1	\$117,000.00	\$117,000.00	\$117,000
WAL-MART ASSOCIATES, INC., 1301 SE 10TH STREET, BENTONVILLE, AR ( <a href="https://www.google.com/maps/place/1301%20SE%2010TH%20STREET,BENTONVILLE,AR">https://www.google.com/maps/place/1301%20SE%2010TH%20STREET,BENTONVILLE,AR</a> )	<a href="#">Graph</a>	1	\$55,000.14	\$55,000.14	\$55,000
WAL-MART ASSOCIATES, INC., 2001 SW 10TH STREET, BENTONVILLE, AR ( <a href="https://www.google.com/maps/place/2001%20SW%2010TH%20STREET,BENTONVILLE,AR">https://www.google.com/maps/place/2001%20SW%2010TH%20STREET,BENTONVILLE,AR</a> )	<a href="#">Graph</a>	1	\$91,404.82	\$91,404.82	\$91,404
WAL-MART ASSOCIATES, INC., 311 NORTH WALTON BLVD, BENTONVILLE, AR ( <a href="https://www.google.com/maps/place/311%20NORTH%20WALTON%20BLVD,BENTONVILLE,AR">https://www.google.com/maps/place/311%20NORTH%20WALTON%20BLVD,BENTONVILLE,AR</a> )	<a href="#">Graph</a>	1	\$89,129.04	\$89,129.04	\$89,129
TEKSOFT SYSTEMS INC, 2101 SE SIMPLE SAVINGS DR, BENTONVILLE, AR ( <a href="https://www.google.com/maps/place/2101%20SE%20SIMPLE%20SAVINGS%20DR,BENTONVILLE,AR">https://www.google.com/maps/place/2101%20SE%20SIMPLE%20SAVINGS%20DR,BENTONVILLE,AR</a> )	<a href="#">Graph</a>	2	\$85,500.00	\$71,000.00	\$71,000
UST GLOBAL INC, DGTC, 805 SE MOBERLY LANE, BENTONVILLE, AR ( <a href="https://www.google.com/maps/place/DGTC,%20805%20SE%20MOBERLY%20LANE,BENTONVILLE,AR">https://www.google.com/maps/place/DGTC,%20805%20SE%20MOBERLY%20LANE,BENTONVILLE,AR</a> )	<a href="#">Graph</a>	2	\$52,000.00	\$51,000.00	\$51,000
WAL-MART ASSOCIATES, INC., 2001 SE 10TH STREET, BENTONVILLE, AR ( <a href="https://www.google.com/maps/place/2001%20SE%2010TH%20STREET,BENTONVILLE,AR">https://www.google.com/maps/place/2001%20SE%2010TH%20STREET,BENTONVILLE,AR</a> )	<a href="#">Graph</a>	2	\$92,500.00	\$75,000.00	\$75,000
WAL-MART ASSOCIATES, INC., 601 NORTH WALTON BLVD, BENTONVILLE, AR ( <a href="https://www.google.com/maps/place/601%20NORTH%20WALTON%20BLVD,BENTONVILLE,AR">https://www.google.com/maps/place/601%20NORTH%20WALTON%20BLVD,BENTONVILLE,AR</a> )	<a href="#">Graph</a>	2	\$83,750.06	\$75,000.12	\$75,000
WAL-MART ASSOCIATES, INC., 2101 SIMPLE SAVINGS DRIVE, BENTONVILLE, AR ( <a href="https://www.google.com/maps/place/2101%20SIMPLE%20SAVINGS%20DRIVE,BENTONVILLE,AR">https://www.google.com/maps/place/2101%20SIMPLE%20SAVINGS%20DRIVE,BENTONVILLE,AR</a> )	<a href="#">Graph</a>	3	\$95,000.04	\$95,000.00	\$75,000
WAL-MART ASSOCIATES, INC., 2608 SE J STREET, BENTONVILLE, AR ( <a href="https://www.google.com/maps/place/2608%20SE%20J%20STREET,BENTONVILLE,AR">https://www.google.com/maps/place/2608%20SE%20J%20STREET,BENTONVILLE,AR</a> )	<a href="#">Graph</a>	9	\$71,077.90	\$70,000.06	\$52,500
WAL-MART ASSOCIATES, INC., 2101 SE SIMPLE SAVINGS DRIVE, BENTONVILLE, AR ( <a href="https://www.google.com/maps/place/2101%20SE%20SIMPLE%20SAVINGS%20DRIVE,BENTONVILLE,AR">https://www.google.com/maps/place/2101%20SE%20SIMPLE%20SAVINGS%20DRIVE,BENTONVILLE,AR</a> )	<a href="#">Graph</a>	10	\$92,233.85	\$85,000.24	\$75,000
Totals	<a href="#">Graph</a>	36	\$83,159.58	\$83,000.06	\$51,000

Latitude: 36.368483 Longitude: -94.221285

Employer Name/Worksite Address	Graph	Count	Mean Wage	Median Wage	Lowest Wage	Highest Wage
WAL-MART ASSOCIATES, INC., 701 SOUTH WALTON BLVD, BENTONVILLE, AR ( <a href="https://www.google.com/maps/place/701%20SOUTH%20WALTON%20BLVD,BENTONVILLE,AR">https://www.google.com/maps/place/701%20SOUTH%20WALTON%20BLVD,BENTONVILLE,AR</a> )	<a href="#">Graph</a>	1	\$65,000.00	\$65,000.00	\$65,000.00	\$65,000.00
Totals	<a href="#">Graph</a>	1	\$65,000.00	\$65,000.00	\$65,000.00	\$65,000.00

Latitude: 36.368484 Longitude: -94.196632

Employer Name/Worksite Address	Graph	Count	Mean Wage	Median Wage
APTION LLC, 609 SW 8TH ST # 220, BENTONVILLE, AR ( <a href="https://www.google.com/maps/place/609%20SW%208TH%20ST%20#%20220,BENTONVILLE,AR">https://www.google.com/maps/place/609%20SW%208TH%20ST%20#%20220,BENTONVILLE,AR</a> )	<a href="#">Graph</a>	1	\$62,000.00	\$62,000.00
MU SIGMA, INC., 609 SW 8TH STREET, BENTONVILLE PLAZA, BENTONVILLE, AR ( <a href="https://www.google.com/maps/place/609%20SW%208TH%20STREET,%20BENTONVILLE%20PLAZA,BENTONVILLE,AR">https://www.google.com/maps/place/609%20SW%208TH%20STREET,%20BENTONVILLE%20PLAZA,BENTONVILLE,AR</a> )	<a href="#">Graph</a>	1	\$66,500.00	\$66,500.00

Employer Name/Worksite Address	Graph	Count	Mean Wage	Median Wage
Totals	<a href="#">Graph</a>	2	\$64,250.00	\$62,000.00

Latitude: 36.369798 Longitude: -94.182974

Employer Name/Worksite Address	Graph	Count	Mean Wage	Median Wage	Lowest Wage	Highest Wage
SAICON CONSULTANTS, INC., 2509 SE 3RD ST, BENTONVILLE, AR ( <a href="https://www.google.com/maps/place/2509%20SE%203RD%20ST,BENTONVILLE,AR">https://www.google.com/maps/place/2509%20SE%203RD%20ST,BENTONVILLE,AR</a> )	<a href="#">Graph</a>	1	\$60,000.00	\$60,000.00	\$60,000.00	\$60,000.00
Totals	<a href="#">Graph</a>	1	\$60,000.00	\$60,000.00	\$60,000.00	\$60,000.00

Latitude: 36.370117 Longitude: -94.187756

Employer Name/Worksite Address	Graph	Count	Mean Wage	Median Wage
HADIAMONDSTAR SOFTWARE SOLUTIONS, LLC, 203 SE MARTIN LUTHER KING JR PKWY, BENTONVILLE, AR ( <a href="https://www.google.com/maps/place/203%20SE%20MARTIN%20LUTHER%20KING%20JR%20PKWY,BENTONVILLE,AR">https://www.google.com/maps/place/203%20SE%20MARTIN%20LUTHER%20KING%20JR%20PKWY,BENTONVILLE,AR</a> )	<a href="#">Graph</a>	1	\$66,518.00	\$66,518.00
Totals	<a href="#">Graph</a>	1	\$66,518.00	\$66,518.00

Latitude: 36.371041 Longitude: -94.191411

Employer Name/Worksite Address	Graph	Count	Mean Wage	Median Wage	Low Wage
I2 IT SOLUTIONS, INC., 1500 EAST CENTRAL AVENUE, BENTONVILLE, AR ( <a href="https://www.google.com/maps/place/1500%20EAST%20CENTRAL%20AVENUE,BENTONVILLE,AR">https://www.google.com/maps/place/1500%20EAST%20CENTRAL%20AVENUE,BENTONVILLE,AR</a> )	<a href="#">Graph</a>	1	\$76,000.00	\$76,000.00	\$76,000.00
UST GLOBAL INC, 1500 EAST CENTRAL AVE,SUITE 200, BENTONVILLE, AR ( <a href="https://www.google.com/maps/place/1500%20EAST%20CENTRAL%20AVE,SUITE%20200,BENTONVILLE,AR">https://www.google.com/maps/place/1500%20EAST%20CENTRAL%20AVE,SUITE%20200,BENTONVILLE,AR</a> )	<a href="#">Graph</a>	1	\$53,000.00	\$53,000.00	\$53,000.00
UST GLOBAL INC, 1500 EAST CENTRAL AVENUE,SUITE 200, BENTONVILLE, AR ( <a href="https://www.google.com/maps/place/1500%20EAST%20CENTRAL%20AVENUE,SUITE%20200,BENTONVILLE,AR">https://www.google.com/maps/place/1500%20EAST%20CENTRAL%20AVENUE,SUITE%20200,BENTONVILLE,AR</a> )	<a href="#">Graph</a>	1	\$80,000.00	\$80,000.00	\$80,000.00
UST GLOBAL INC, 1500 EAST CENTRAL AVE, BENTONVILLE, AR ( <a href="https://www.google.com/maps/place/1500%20EAST%20CENTRAL%20AVE,BENTONVILLE,AR">https://www.google.com/maps/place/1500%20EAST%20CENTRAL%20AVE,BENTONVILLE,AR</a> )	<a href="#">Graph</a>	2	\$56,000.00	\$56,000.00	\$56,000.00
UST GLOBAL INC., 1500 E CENTRAL AVE, BENTONVILLE, AR ( <a href="https://www.google.com/maps/place/1500%20E%20CENTRAL%20AVE,BENTONVILLE,AR">https://www.google.com/maps/place/1500%20E%20CENTRAL%20AVE,BENTONVILLE,AR</a> )	<a href="#">Graph</a>	4	\$87,533.75	\$79,440.00	\$79,440.00
SQA CONCEPTS INC, 1500 E. CENTRAL AVE, BENTONVILLE, AR ( <a href="https://www.google.com/maps/place/1500%20E.%20CENTRAL%20AVE,BENTONVILLE,AR">https://www.google.com/maps/place/1500%20E.%20CENTRAL%20AVE,BENTONVILLE,AR</a> )	<a href="#">Graph</a>	6	\$75,666.67	\$75,000.00	\$74,000.00
Totals	<a href="#">Graph</a>	15	\$75,009.00	\$76,000.00	\$53,000.00

Latitude: 36.371215 Longitude: -94.178767

Employer Name/Worksite Address	Graph	Count	Mean Wage	Median Wage	Lowest Wage	Highest Wage
PROTEGRITY USA, INC., 23 JORDAN LANE, BENTONVILLE, AR ( <a href="https://www.google.com/maps/place/23%20JORDAN%20LANE,BENTONVILLE,AR">https://www.google.com/maps/place/23%20JORDAN%20LANE,BENTONVILLE,AR</a> )	<a href="#">Graph</a>	1	\$125,000.00	\$125,000.00	\$125,000.00	\$125,000.00
Totals	<a href="#">Graph</a>	1	\$125,000.00	\$125,000.00	\$125,000.00	\$125,000.00

Latitude: 36.373947 Longitude: -94.244307

Employer Name/Worksite Address	Graph	Count	Mean Wage	Median Wage	Lowest Wage	Highest Wage
DIGITALREP LLC, 3003 LORING AVENUE, BENTONVILLE, AR ( <a href="https://www.google.com/maps/place/3003%20LORING%20AVENUE,BENTONVILLE,AR">https://www.google.com/maps/place/3003%20LORING%20AVENUE,BENTONVILLE,AR</a> )	<a href="#">Graph</a>	1	\$108,000.00	\$108,000.00	\$108,000.00	\$108,000.00
Totals	<a href="#">Graph</a>	1	\$108,000.00	\$108,000.00	\$108,000.00	\$108,000.00



Latitude: 36.378983 Longitude: -94.221274

Employer Name/Worksite Address	Graph	Count	Mean Wage	Median Wage	Lowest Wage	Highest Wage
WAL-MART ASSOCIATES, INC., 601 NORTH WALTON BLVD, BENTONVILLE, AR ( <a href="https://www.google.com/maps/place/601%20NORTH%20WALTON%20BLVD,BENTONVILLE,AR">https://www.google.com/maps/place/601%20NORTH%20WALTON%20BLVD,BENTONVILLE,AR</a> )	<a href="#">Graph</a>	1	\$75,421.06	\$75,421.06	\$75,421.06	\$75,421.06
Totals	<a href="#">Graph</a>	1	\$75,421.06	\$75,421.06	\$75,421.06	\$75,421.06

Latitude: 36.381245 Longitude: -94.1783

Employer Name/Worksite Address	Graph	Count	Mean Wage	Median Wage	Lowest Wage	Highest Wage
ACCENTURE LLP, 904 MCCLAIN ROAD, BENTONVILLE, AR ( <a href="https://www.google.com/maps/place/904%20MCCLAIN%20ROAD,BENTONVILLE,AR">https://www.google.com/maps/place/904%20MCCLAIN%20ROAD,BENTONVILLE,AR</a> )	<a href="#">Graph</a>	1	\$72,100.00	\$72,100.00	\$72,100.00	\$72,100.00
Totals	<a href="#">Graph</a>	1	\$72,100.00	\$72,100.00	\$72,100.00	\$72,100.00

Latitude: 36.382322 Longitude: -94.192929

Employer Name/Worksite Address	Graph	Count	Mean Wage	Median Wage	Lowest Wage	Highest Wage
TECHNO BYTES INC, 1301 SE 10TH STREET, BENTONVILLE, AR ( <a href="https://www.google.com/maps/place/1301%20SE%2010TH%20STREET,BENTONVILLE,AR">https://www.google.com/maps/place/1301%20SE%2010TH%20STREET,BENTONVILLE,AR</a> )	<a href="#">Graph</a>	2	\$59,457.00	\$53,914.00	\$53,914.00	\$65,000.00
INFOSYS LIMITED, 1301 SE 10TH ST, BENTONVILLE, AR ( <a href="https://www.google.com/maps/place/1301%20SE%2010TH%20ST,BENTONVILLE,AR">https://www.google.com/maps/place/1301%20SE%2010TH%20ST,BENTONVILLE,AR</a> )	<a href="#">Graph</a>	8	\$69,075.00	\$67,061.00	\$62,962.00	\$79,134.00
Totals	<a href="#">Graph</a>	10	\$67,151.40	\$65,010.00	\$53,914.00	\$79,134.00

Latitude: 36.382936 Longitude: -94.172771

Employer Name/Worksite Address	Graph	Count	Mean Wage	Median Wage	Lowest Wage	Highest Wage
ACCENTURE LLP, 904 MCCLAIN RD., BENTONVILLE, AR ( <a href="https://www.google.com/maps/place/904%20MCCLAIN%20RD.,BENTONVILLE,AR">https://www.google.com/maps/place/904%20MCCLAIN%20RD.,BENTONVILLE,AR</a> )	<a href="#">Graph</a>	1	\$129,500.00	\$129,500.00	\$129,500.00	\$129,500.00
ACCENTURE LLP, 904 MCCLAIN RD, BENTONVILLE, AR ( <a href="https://www.google.com/maps/place/904%20MCCLAIN%20RD,BENTONVILLE,AR">https://www.google.com/maps/place/904%20MCCLAIN%20RD,BENTONVILLE,AR</a> )	<a href="#">Graph</a>	7	\$74,057.59	\$65,187.00	\$48,000.00	\$108,822.14
ACCENTURE LLP, 904 MCCLAIN ROAD, BENTONVILLE, AR ( <a href="https://www.google.com/maps/place/904%20MCCLAIN%20ROAD,BENTONVILLE,AR">https://www.google.com/maps/place/904%20MCCLAIN%20ROAD,BENTONVILLE,AR</a> )	<a href="#">Graph</a>	34	\$65,638.09	\$63,800.00	\$56,264.00	\$102,000.00
Totals	<a href="#">Graph</a>	42	\$68,561.86	\$63,800.00	\$48,000.00	\$129,500.00

Latitude: 36.465331 Longitude: -94.306335

Employer Name/Worksite Address	Graph	Count	Mean Wage	Median Wage	Lowest Wage	Highest Wage
DELOITTE CONSULTING LLP, 702 SOUTHWEST 8TH STREET, BENTONVILLE, AR ( <a href="https://www.google.com/maps/place/702%20SOUTHWEST%208TH%20STREET,BENTONVILLE,AR">https://www.google.com/maps/place/702%20SOUTHWEST%208TH%20STREET,BENTONVILLE,AR</a> )	<a href="#">Graph</a>	15	\$98,000.00	\$98,000.00	\$98,000.00	\$98,000.00
Totals	<a href="#">Graph</a>	15	\$98,000.00	\$98,000.00	\$98,000.00	\$98,000.00

Latitude: 40.281051 Longitude: -74.617556

Employer Name/Worksite Address	Graph	Count	Mean Wage	Median Wage	Lowest Wage	Highest Wage
MALVI SYSTEMS LLC, IBM 2502 TECHNOLOGY CIRCLE, BENTONVILLE, AR ( <a href="https://www.google.com/maps/place/IBM%202502%20TECHNOLOGY%20CIRCLE,BENTONVILLE,AR">https://www.google.com/maps/place/IBM%202502%20TECHNOLOGY%20CIRCLE,BENTONVILLE,AR</a> )	<a href="#">Graph</a>	2	\$78,000.00	\$78,000.00	\$78,000.00	\$78,000.00
Totals	<a href="#">Graph</a>	2	\$78,000.00	\$78,000.00	\$78,000.00	\$78,000.00

---

---

(<http://www.aspnet.net>)

Copyright © 2017-2018  
Analytical Software Packages, Inc.