



There is no limit on H-1B visas for "non-profits" like colleges and universities.

Workers

Wage Levels

Categories

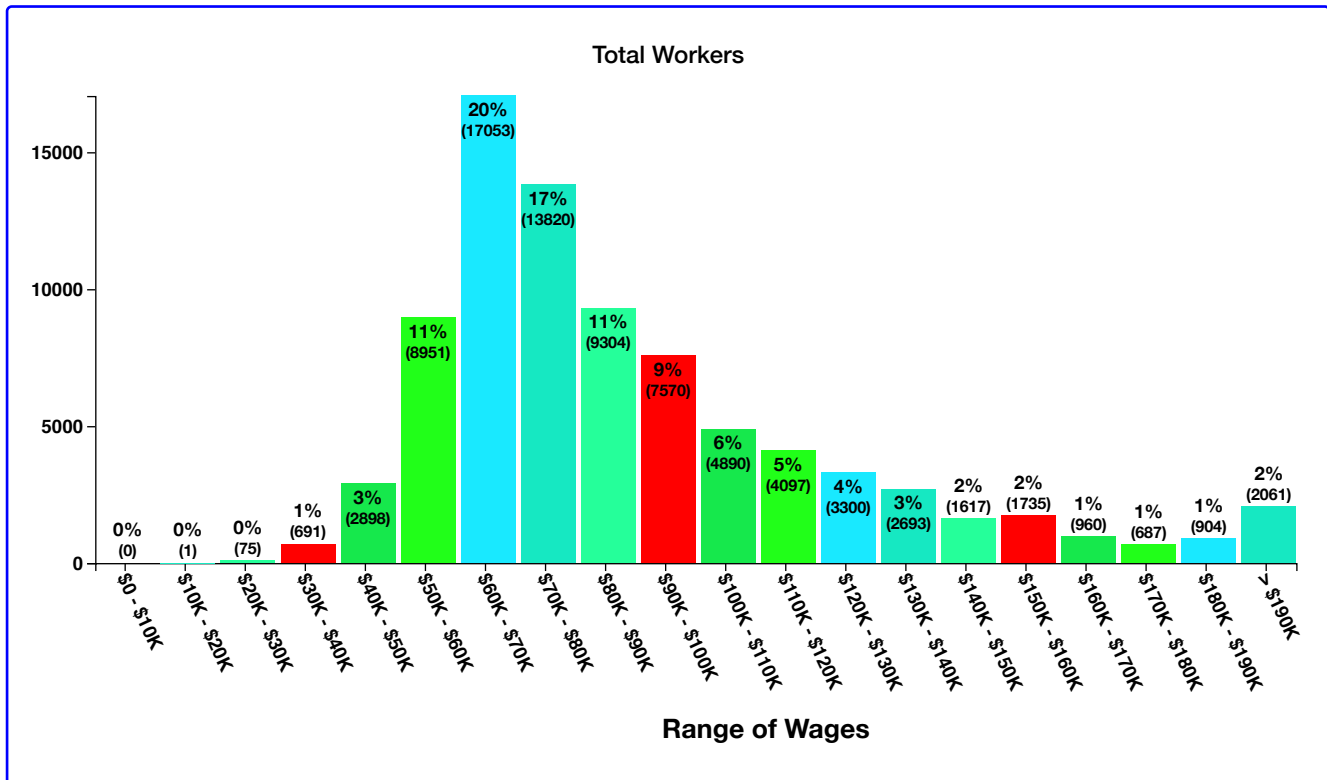
Occupations

Worksite Locations

Visa Query Search Results Summary

Year: 2017, Worksite State: NY, Visa Status: CERTIFIED

Charts



Workers

[Graph](#) Total Visas: 48193

[Graph](#) Total Workers: 83307

[Graph](#) Total Workers / H-1B Dependent Employers: 18584

Categories

[Graph](#) New Employment: 38275

[Graph](#) Amended Petition: 11601

[Graph](#) Continued Employment: 16097

[Graph](#) Change Previous Employment: 5595

[Graph](#) New Concurrent Employment: 301

[Graph](#) Change Employer: 11503

Wage Levels

[Graph](#) Level I (Entry Level): 32733 / 39.29%

[Graph](#) Level II (Qualified): 21392 / 25.68%

Graph

Level III (Experienced): 9468 / 11.37%

Graph

Level IV (Fully Competent): 4963 / 5.96%

Controls

Salary Switch:

Min

Mean

Max

Lat/Lng Filter:

<

1

>

Summary - Workers

Class	Graph	Count	Mean Wage	Median Wage	Lowest Wage	Highest Wage
Total Visas	<div>Graph</div>	48193	\$94,846.56	\$82,139.00	\$19,988.80	\$1,501,760.00
Total Workers	<div>Graph</div>	83307	\$89,253.86	\$76,689.60	\$19,988.80	\$1,501,760.00
Total Workers / H-1B Dependent Employer	<div>Graph</div>	18584	\$80,964.28	\$75,546.00	\$29,120.00	\$340,000.00

Summary - Wage Levels

Class	Graph	Count / %	Mean Wage	Median Wage	Lowest Wage	Highest Wage
Total Level I (Entry Level)	<div>Graph</div>	32733 / 39.29%	\$68,503.18	\$65,000.00	\$19,988.80	\$355,000.00
Total Level II (Qualified)	<div>Graph</div>	21392 / 25.68%	\$90,896.34	\$84,864.00	\$23,088.00	\$800,000.00
Total Level III (Experienced)	<div>Graph</div>	9468 / 11.37%	\$117,819.75	\$111,405.00	\$30,722.00	\$632,320.00
Total Level IV (Fully Competent)	<div>Graph</div>	4963 / 5.96%	\$154,504.53	\$137,812.56	\$25,000.00	\$1,501,760.00
Total Unspecified Level		14751 / 17.71%	\$92,629.54	\$82,500.00	\$21,840.00	\$1,500,000.00

Summary - Categories

Class	Graph	Count / %	Mean Wage	Median Wage	Lowest Wage	Highest Wage
Total New Employment	<div>Graph</div>	38275 / 45.94%	\$81,754.74	\$71,114.00	\$20,176.00	\$1,501,760.00
Total Amended Petition	<div>Graph</div>	11601 / 13.93%	\$90,788.38	\$84,864.00	\$23,660.00	\$480,000.00
Total Continued Employment	<div>Graph</div>	16097 / 19.32%	\$97,426.02	\$84,198.00	\$19,988.80	\$1,500,000.00
Total Previous Employment	<div>Graph</div>	5595 / 6.72%	\$93,545.43	\$80,000.00	\$21,840.00	\$750,000.00
Total Concurrent Employment	<div>Graph</div>	301 / 0.36%	\$107,133.62	\$81,286.40	\$35,609.60	\$1,238,078.40
Total Change Employer	<div>Graph</div>	11503 / 13.81%	\$98,667.77	\$88,317.00	\$29,120.00	\$950,000.00

Summary - Occupations

SOC_NAME - SOC_CODE ▲▼	Graph	Count / % ▲	Mean Wage ▲▼	Median Wage ▲▼	Lowest Wage ▲▼	Highest Wage ▲▼
COMPUTER SYSTEMS ANALYSTS - 15-1121	<div>Graph</div>	10396 / 12.48%	\$85,383.48	\$84,864.00	\$35,000.00	\$263,221.00
SOFTWARE DEVELOPERS, APPLICATIONS - 15-1132	<div>Graph</div>	9393 / 11.28%	\$105,089.90	\$100,000.00	\$49,774.00	\$305,000.00
ACCOUNTANTS AND AUDITORS - 13-2011	<div>Graph</div>	6426 / 7.71%	\$71,851.10	\$64,771.00	\$37,440.00	\$375,000.00
FINANCIAL ANALYSTS - 13-2051	<div>Graph</div>	5522 / 6.63%	\$108,056.52	\$95,160.00	\$47,590.40	\$750,000.00
COMPUTER OCCUPATIONS, ALL OTHER - 15-1199	<div>Graph</div>	5150 / 6.18%	\$81,958.85	\$72,259.00	\$31,075.00	\$520,000.00
MANAGEMENT ANALYSTS - 13-1111	<div>Graph</div>	5134 / 6.16%	\$92,997.49	\$80,000.00	\$48,235.00	\$437,000.00
COMPUTER PROGRAMMERS - 15-1131	<div>Graph</div>	5071 / 6.09%	\$74,245.68	\$74,474.00	\$36,546.00	\$156,600.00
OPERATIONS RESEARCH ANALYSTS - 15-2031	<div>Graph</div>	3235 / 3.88%	\$93,766.19	\$83,000.00	\$41,600.00	\$600,000.00

SOC_NAME - SOC_CODE ▲▼	Graph	Count / % ▲	Mean Wage ▲▼	Median Wage ▲▼	Lowest Wage ▲▼	Highest Wage ▲▼
PHYSICAL THERAPISTS - 29-1123	Graph	2765 / 3.32%	\$64,202.26	\$65,748.80	\$47,548.80	\$156,000.00
SOFTWARE DEVELOPERS, SYSTEMS SOFTWARE - 15-1133	Graph	2284 / 2.74%	\$104,817.05	\$97,000.00	\$54,475.00	\$260,000.00
MARKET RESEARCH ANALYSTS AND MARKETING SPECIALISTS - 13-1161	Graph	1775 / 2.13%	\$68,098.52	\$60,000.00	\$35,000.00	\$315,000.00
COMPUTER SYSTEMS ANALYST - 15-1121	Graph	1724 / 2.07%	\$72,732.34	\$70,698.00	\$60,000.00	\$136,000.00
COMPUTER AND INFORMATION SYSTEMS MANAGERS - 11-3021	Graph	1142 / 1.37%	\$134,158.48	\$115,100.00	\$81,786.00	\$350,000.00
FINANCIAL SPECIALISTS, ALL OTHER - 13-2099	Graph	1107 / 1.33%	\$88,039.87	\$85,218.00	\$37,440.00	\$250,000.00
PHYSICIANS AND SURGEONS, ALL OTHER - 29-1069	Graph	1056 / 1.27%	\$99,567.22	\$62,191.00	\$47,423.00	\$800,000.00
LAWYERS - 23-1011	Graph	875 / 1.05%	\$179,532.27	\$180,000.00	\$50,000.00	\$800,000.00
STATISTICIANS - 15-2041	Graph	847 / 1.02%	\$97,701.56	\$85,000.00	\$43,098.00	\$255,000.00
GRAPHIC DESIGNERS - 27-1024	Graph	539 / 0.65%	\$68,476.06	\$60,000.00	\$29,411.20	\$200,000.00
NETWORK AND COMPUTER SYSTEMS ADMINISTRATORS - 15-1142	Graph	516 / 0.62%	\$80,267.47	\$76,760.00	\$44,450.00	\$208,000.00
FINANCIAL MANAGERS - 11-3031	Graph	473 / 0.57%	\$194,997.34	\$167,000.00	\$66,240.00	\$1,000,000.00
MEDICAL SCIENTISTS, EXCEPT EPIDEMIOLOGISTS - 19-1042	Graph	467 / 0.56%	\$76,158.03	\$60,000.00	\$40,940.00	\$800,000.00
MARKETING MANAGERS - 11-2021	Graph	454 / 0.54%	\$158,215.67	\$143,000.00	\$46,675.00	\$1,501,760.00
PUBLIC RELATIONS SPECIALISTS - 27-3031	Graph	443 / 0.53%	\$60,193.98	\$55,000.00	\$32,750.00	\$160,000.00
BIOLOGICAL SCIENTISTS, ALL OTHER - 19-1029	Graph	439 / 0.53%	\$63,697.76	\$54,660.00	\$39,000.00	\$320,700.00
DATABASE ADMINISTRATORS - 15-1141	Graph	427 / 0.51%	\$86,653.72	\$80,000.00	\$47,195.00	\$254,000.00
ARCHITECTS, EXCEPT LANDSCAPE AND NAVAL - 17-1011	Graph	426 / 0.51%	\$66,360.18	\$62,000.00	\$41,000.00	\$170,000.00
CIVIL ENGINEERS - 17-2051	Graph	423 / 0.51%	\$74,438.74	\$68,994.00	\$49,920.00	\$162,240.00
ELECTRONICS ENGINEERS, EXCEPT COMPUTER - 17-2072	Graph	376 / 0.45%	\$82,748.03	\$79,331.00	\$45,344.00	\$165,000.00
MECHANICAL ENGINEERS - 17-2141	Graph	364 / 0.44%	\$76,374.43	\$72,114.00	\$48,755.00	\$187,000.00
GENERAL AND OPERATIONS MANAGERS - 11-1021	Graph	356 / 0.43%	\$126,868.62	\$118,331.00	\$47,278.40	\$500,000.00
INFORMATION SECURITY ANALYSTS - 15-1122	Graph	329 / 0.39%	\$98,615.07	\$97,760.00	\$47,000.00	\$210,000.00
SECONDARY SCHOOL TEACHERS, EXCEPT SPECIAL AND - 25-2031	Graph	308 / 0.37%	\$54,761.90	\$54,000.00	\$41,500.00	\$92,945.00
ARCHITECTURAL AND CIVIL DRAFTERS - 17-3011	Graph	292 / 0.35%	\$51,580.60	\$49,000.00	\$36,171.20	\$240,000.00
MIDDLE SCHOOL TEACHERS, EXCEPT SPECIAL AND - 25-2022	Graph	281 / 0.34%	\$54,563.25	\$54,000.00	\$50,860.00	\$83,570.00
OCCUPATIONAL THERAPISTS - 29-1122.00	Graph	270 / 0.32%	\$70,195.38	\$65,000.00	\$65,000.00	\$76,689.60
HUMAN RESOURCES SPECIALISTS - 13-1071	Graph	260 / 0.31%	\$69,620.93	\$60,902.00	\$40,206.00	\$235,000.00
SALES ENGINEERS - 41-9031	Graph	258 / 0.31%	\$106,946.44	\$100,000.00	\$56,784.00	\$225,000.00
CHEMISTS - 19-2031	Graph	235 / 0.28%	\$62,044.04	\$55,000.00	\$41,600.00	\$135,000.00
ELEMENTARY SCHOOL TEACHERS, EXCEPT SPECIAL - 25-2021	Graph	231 / 0.28%	\$55,025.13	\$54,000.00	\$47,881.60	\$96,000.00
INTERIOR DESIGNERS - 27-1025	Graph	228 / 0.27%	\$54,912.46	\$50,000.00	\$39,956.80	\$120,000.00
BUSINESS OPERATIONS SPECIALISTS, ALL OTHER - 13-1199	Graph	224 / 0.27%	\$64,585.50	\$52,000.00	\$45,000.00	\$193,000.00
WEB DEVELOPERS - 15-1134	Graph	222 / 0.27%	\$67,951.29	\$65,645.00	\$48,568.00	\$145,000.00
CREDIT ANALYSTS - 13-2041	Graph	221 / 0.27%	\$106,453.96	\$100,000.00	\$42,120.00	\$230,006.40
MATERIALS ENGINEERS - 17-2131	Graph	210 / 0.25%	\$69,059.18	\$70,762.00	\$53,300.00	\$149,000.00

SOC_NAME - SOC_CODE ▲▼	Graph	Count / % ▲	Mean Wage ▲▼	Median Wage ▲▼	Lowest Wage ▲▼	Highest Wage ▲▼
OCCUPATIONAL THERAPISTS - 29-1122	Graph	203 / 0.24%	\$70,170.32	\$65,520.00	\$42,640.00	\$107,464.00
ELECTRICAL ENGINEERS - 17-2071	Graph	195 / 0.23%	\$84,234.71	\$76,440.00	\$47,476.00	\$208,000.00
COST ESTIMATORS - 13-1051	Graph	191 / 0.23%	\$71,273.22	\$63,000.00	\$40,000.00	\$174,999.76
FASHION DESIGNERS - 27-1022	Graph	189 / 0.23%	\$73,636.77	\$60,000.00	\$42,889.60	\$1,350,000.00
SPEECH-LANGUAGE PATHOLOGISTS - 29-1127.00	Graph	187 / 0.22%	\$60,402.80	\$58,386.00	\$58,386.00	\$65,250.00
BIOCHEMISTS AND BIOPHYSICISTS - 19-1021	Graph	182 / 0.22%	\$65,423.51	\$62,000.00	\$40,456.00	\$160,000.00
ACTUARIES - 15-2011	Graph	179 / 0.21%	\$116,965.24	\$132,440.00	\$69,100.00	\$437,000.00
SECURITIES, COMMODITIES, AND FINANCIAL SERVICES - 41-3031	Graph	179 / 0.21%	\$154,808.75	\$150,000.00	\$47,000.00	\$400,000.00
BUDGET ANALYSTS - 13-2031	Graph	157 / 0.19%	\$61,743.76	\$55,120.00	\$53,060.80	\$128,000.00
COMPUTER AND INFORMATION RESEARCH SCIENTISTS - 15-1111	Graph	157 / 0.19%	\$120,047.00	\$120,000.00	\$50,000.00	\$202,555.00
ENGINEERS, ALL OTHER - 17-2199	Graph	155 / 0.19%	\$75,316.16	\$69,700.00	\$45,000.00	\$165,000.00
LOGISTICIANS - 13-1081	Graph	154 / 0.18%	\$71,194.23	\$60,000.00	\$47,840.00	\$151,500.00
ART DIRECTORS - 27-1011	Graph	150 / 0.18%	\$114,347.26	\$105,000.00	\$53,065.00	\$260,000.00
SPEECH-LANGUAGE PATHOLOGISTS - 29-1127	Graph	149 / 0.18%	\$66,218.55	\$60,403.00	\$58,386.00	\$97,400.00
COMPUTER USER SUPPORT SPECIALISTS - 15-1151	Graph	139 / 0.17%	\$58,679.66	\$60,000.00	\$35,500.00	\$70,699.00
INDUSTRIAL ENGINEERS - 17-2112	Graph	137 / 0.16%	\$77,986.72	\$73,300.00	\$55,000.00	\$135,000.00
SALES MANAGERS - 11-2022	Graph	134 / 0.16%	\$147,723.86	\$130,000.00	\$50,000.00	\$750,000.00
HEALTH SPECIALTIES TEACHERS, POSTSECONDARY - 25-1071	Graph	132 / 0.16%	\$112,313.02	\$90,000.00	\$40,940.00	\$300,000.00
COMMERCIAL AND INDUSTRIAL DESIGNERS - 27-1021	Graph	130 / 0.16%	\$65,658.65	\$61,000.00	\$40,000.00	\$185,000.00
HEALTHCARE PRACTITIONERS AND TECHNICAL WORKERS, - 29-9099	Graph	127 / 0.15%	\$69,249.28	\$70,879.50	\$45,469.00	\$118,500.00
ECONOMISTS - 19-3011	Graph	126 / 0.15%	\$131,583.58	\$110,000.00	\$50,044.00	\$1,500,000.00
CONSTRUCTION MANAGERS - 11-9021	Graph	123 / 0.15%	\$96,011.63	\$78,104.00	\$58,900.00	\$285,000.00
EDITORS - 27-3041	Graph	122 / 0.15%	\$65,706.10	\$63,856.00	\$36,000.00	\$160,000.00
COMPLIANCE OFFICERS - 13-1041	Graph	114 / 0.14%	\$77,551.24	\$60,000.00	\$43,300.00	\$250,000.00
REPORTERS AND CORRESPONDENTS - 27-3022	Graph	113 / 0.14%	\$56,004.31	\$50,128.00	\$31,033.60	\$156,000.00
MANAGERS, ALL OTHER - 11-9199	Graph	112 / 0.13%	\$129,071.42	\$115,000.00	\$53,477.00	\$300,000.00
MULTIMEDIA ARTISTS AND ANIMATORS - 27-1014	Graph	112 / 0.13%	\$70,726.43	\$60,000.00	\$32,552.00	\$210,000.00
INTERNISTS, GENERAL - 29-1063	Graph	107 / 0.13%	\$200,215.44	\$200,000.00	\$72,550.00	\$340,000.00
JUDICIAL LAW CLERKS - 23-1012	Graph	107 / 0.13%	\$69,078.91	\$47,840.00	\$44,100.00	\$180,000.00
PRODUCERS AND DIRECTORS - 27-2012	Graph	98 / 0.12%	\$84,621.80	\$79,997.00	\$46,779.00	\$217,700.00
DESIGNERS, ALL OTHER - 27-1029	Graph	96 / 0.12%	\$53,908.58	\$50,000.00	\$35,590.00	\$100,000.00
ADVERTISING AND PROMOTIONS MANAGERS - 11-2011	Graph	95 / 0.11%	\$147,909.14	\$136,500.00	\$40,000.00	\$350,000.00
TRAINING AND DEVELOPMENT SPECIALISTS - 13-1151	Graph	93 / 0.11%	\$100,556.39	\$61,000.00	\$37,918.00	\$249,600.00
BUSINESS TEACHERS, POSTSECONDARY - 25-1011	Graph	91 / 0.11%	\$126,821.05	\$117,045.00	\$55,000.00	\$240,000.00
CHIEF EXECUTIVES - 11-1011	Graph	85 / 0.1%	\$264,783.78	\$240,000.00	\$85,000.00	\$824,000.00
PHYSICISTS - 19-2012	Graph	82 / 0.1%	\$107,839.42	\$85,000.00	\$45,000.00	\$579,987.20
PARALEGALS AND LEGAL ASSISTANTS - 23-2011	Graph	81 / 0.1%	\$74,436.12	\$50,000.00	\$39,353.60	\$180,000.00
SPECIAL EDUCATION TEACHERS, MIDDLE SCHOOL - 25-2053	Graph	81 / 0.1%	\$53,392.59	\$54,000.00	\$51,650.00	\$98,800.00
SPECIAL EDUCATION TEACHERS, PRESCHOOL, - 25-2041	Graph	81 / 0.1%	\$52,839.51	\$54,000.00	\$51,650.00	\$54,000.00

SOC_NAME - SOC_CODE ▲ ▼	Graph	Count / % ▲	Mean Wage ▲ ▼	Median Wage ▲ ▼	Lowest Wage ▲ ▼	Highest Wage ▲ ▼
SPECIAL EDUCATION TEACHERS, SECONDARY SCHOOL - 25-2054	Graph	80 / 0.1%	\$52,825.00	\$51,650.00	\$51,650.00	\$54,000.00
INSTRUCTIONAL COORDINATORS - 25-9031	Graph	77 / 0.09%	\$57,006.14	\$48,277.00	\$45,676.80	\$135,000.00
SPECIAL EDUCATION TEACHERS, PRESCHOOL - 25-2051	Graph	77 / 0.09%	\$53,515.32	\$51,280.00	\$51,280.00	\$98,800.00
MATHEMATICIANS - 15-2021	Graph	75 / 0.09%	\$132,695.00	\$125,000.00	\$47,476.00	\$266,000.00
MEDICAL AND HEALTH SERVICES MANAGERS - 11-9111	Graph	74 / 0.09%	\$108,731.04	\$95,000.00	\$57,325.00	\$325,000.00
ENGINEERING TEACHERS, POSTSECONDARY - 25-1032	Graph	72 / 0.09%	\$89,192.83	\$90,000.00	\$56,600.00	\$132,499.00
HUMAN RESOURCES MANAGERS - 11-3121	Graph	71 / 0.09%	\$146,556.89	\$140,000.00	\$79,892.80	\$300,000.00
MEETING, CONVENTION, AND EVENT PLANNERS - 13-1121	Graph	71 / 0.09%	\$61,363.56	\$52,000.00	\$37,169.60	\$160,000.00
PUBLIC RELATIONS AND FUNDRAISING MANAGERS - 11-2031	Graph	69 / 0.08%	\$127,318.34	\$103,250.00	\$40,000.00	\$283,250.40
BIOLOGICAL TECHNICIANS - 19-4021	Graph	68 / 0.08%	\$51,522.02	\$47,600.00	\$30,763.20	\$86,000.00
ENGINEERING TECHNICIANS, EXCEPT DRAFTERS, ALL - 17-3029	Graph	68 / 0.08%	\$46,076.38	\$42,266.00	\$38,792.00	\$130,000.00
MATHEMATICAL SCIENCE TEACHERS, POSTSECONDARY - 25-1022	Graph	62 / 0.07%	\$80,773.28	\$75,000.00	\$44,700.00	\$208,000.00
BIOMEDICAL ENGINEERS - 17-2031	Graph	61 / 0.07%	\$68,694.20	\$63,440.00	\$52,707.20	\$150,000.00
ARCHITECTURAL AND ENGINEERING MANAGERS - 11-9041	Graph	60 / 0.07%	\$135,524.50	\$121,763.00	\$84,484.00	\$350,000.00
COMPUTER SCIENCE TEACHERS, POSTSECONDARY - 25-1021	Graph	60 / 0.07%	\$94,182.83	\$90,000.00	\$51,140.00	\$164,736.00
SOCIAL SCIENCE RESEARCH ASSISTANTS - 19-4061	Graph	58 / 0.07%	\$50,597.76	\$47,476.00	\$23,088.00	\$115,000.00
SOFTWARE QUALITY ASSURANCE ENGINEERS AND TESTERS - 15-1199.01	Graph	56 / 0.07%	\$77,987.27	\$71,781.00	\$58,100.00	\$90,376.00
EXERCISE PHYSIOLOGISTS - 29-1128	Graph	55 / 0.07%	\$53,892.48	\$50,000.00	\$41,080.00	\$150,000.00
INTERPRETERS AND TRANSLATORS - 27-3091	Graph	55 / 0.07%	\$48,385.02	\$48,000.00	\$26,707.20	\$100,000.00
INDUSTRIAL PRODUCTION MANAGERS - 11-3051	Graph	54 / 0.06%	\$112,155.94	\$102,000.00	\$70,040.00	\$225,000.00
TEACHERS AND INSTRUCTORS, ALL OTHER - 25-3099	Graph	54 / 0.06%	\$45,775.69	\$37,440.00	\$20,710.00	\$112,492.00
MEDIA AND COMMUNICATION WORKERS, ALL OTHER - 27-3099	Graph	52 / 0.06%	\$53,923.87	\$49,200.00	\$28,516.80	\$130,000.00
SOCIAL AND COMMUNITY SERVICE MANAGERS - 11-9151	Graph	52 / 0.06%	\$85,172.52	\$76,523.00	\$50,500.00	\$168,090.00
MEDICAL AND CLINICAL LABORATORY TECHNOLOGISTS - 29-2011	Graph	51 / 0.06%	\$61,455.78	\$58,490.00	\$44,678.40	\$131,040.00
PHARMACISTS - 29-1051	Graph	51 / 0.06%	\$103,565.34	\$100,000.00	\$81,000.00	\$145,000.00
HEALTHCARE SOCIAL WORKERS - 21-1022	Graph	49 / 0.06%	\$54,274.72	\$53,100.00	\$42,000.00	\$91,957.00
MATERIALS SCIENTISTS - 19-2032	Graph	49 / 0.06%	\$65,407.41	\$63,502.00	\$45,000.00	\$135,595.20
CHEMICAL ENGINEERS - 17-2041	Graph	48 / 0.06%	\$87,832.41	\$85,750.00	\$47,476.00	\$148,262.00
COMPUTER NETWORK ARCHITECTS - 15-1143	Graph	48 / 0.06%	\$116,242.10	\$115,000.00	\$54,309.00	\$180,000.00
CURATORS - 25-4012	Graph	45 / 0.05%	\$65,377.29	\$50,000.00	\$42,000.00	\$148,526.00
URBAN AND REGIONAL PLANNERS - 19-3051	Graph	43 / 0.05%	\$71,216.86	\$67,433.60	\$51,937.60	\$105,000.00
FOREIGN LANGUAGE AND LITERATURE TEACHERS, - 25-1124	Graph	42 / 0.05%	\$106,862.91	\$66,560.00	\$42,100.00	\$1,238,078.40
HEALTH EDUCATORS - 21-1091	Graph	42 / 0.05%	\$54,598.16	\$51,302.00	\$30,000.00	\$115,000.00
REHABILITATION COUNSELORS - 21-1015	Graph	41 / 0.05%	\$38,398.61	\$32,500.00	\$26,000.00	\$80,000.00
COMPUTER NETWORK SUPPORT SPECIALISTS - 15-1152	Graph	40 / 0.05%	\$65,665.43	\$60,000.00	\$48,464.00	\$135,000.00
KINDERGARTEN TEACHERS, EXCEPT SPECIAL EDUCATION - 25-2012	Graph	40 / 0.05%	\$51,657.03	\$52,370.00	\$39,990.00	\$66,300.00
TECHNICAL WRITERS - 27-3042	Graph	40 / 0.05%	\$63,957.76	\$60,000.00	\$48,000.00	\$120,000.00
WRITERS AND AUTHORS - 27-3043	Graph	40 / 0.05%	\$90,957.51	\$88,000.00	\$46,446.00	\$160,000.00

SOC_NAME - SOC_CODE ▲▼	Graph	Count / % ▲	Mean Wage ▲▼	Median Wage ▲▼	Lowest Wage ▲▼	Highest Wage ▲▼
ECONOMICS TEACHERS, POSTSECONDARY - 25-1063	Graph	39 / 0.05%	\$120,048.79	\$110,000.00	\$61,500.00	\$220,000.00
EDUCATIONAL, GUIDANCE, SCHOOL, AND VOCATIONAL - 21-1012	Graph	39 / 0.05%	\$46,853.56	\$44,300.00	\$38,400.00	\$61,755.20
FINANCIAL EXAMINERS - 13-2061	Graph	39 / 0.05%	\$118,625.57	\$120,000.00	\$66,726.00	\$178,000.00
PERSONAL FINANCIAL ADVISORS - 13-2052	Graph	39 / 0.05%	\$127,655.96	\$115,000.00	\$66,560.00	\$300,000.00
BIOLOGICAL SCIENCE TEACHERS, POSTSECONDARY - 25-1042	Graph	36 / 0.04%	\$101,126.62	\$87,430.00	\$48,000.00	\$250,000.00
SOFTWARE QUALITY ASSURANCE ENGINEERS AND TESTERS - 15-1199	Graph	36 / 0.04%	\$75,301.52	\$72,905.00	\$55,000.00	\$112,235.00
COMPUTER HARDWARE ENGINEERS - 17-2061	Graph	35 / 0.04%	\$99,827.42	\$90,000.00	\$64,000.00	\$250,000.00
FOOD SCIENTISTS AND TECHNOLOGISTS - 19-1012	Graph	35 / 0.04%	\$67,412.71	\$64,000.00	\$45,968.00	\$110,000.00
PEDIATRICIANS, GENERAL - 29-1065	Graph	35 / 0.04%	\$154,188.91	\$150,000.00	\$58,860.00	\$220,000.00
POSTSECONDARY TEACHERS, ALL OTHER - 25-1199	Graph	35 / 0.04%	\$101,337.61	\$80,645.00	\$43,400.00	\$371,425.60
PRESCHOOL TEACHERS, EXCEPT SPECIAL EDUCATION - 25-2011	Graph	35 / 0.04%	\$37,727.06	\$36,000.00	\$23,233.60	\$54,392.00
NATURAL SCIENCES MANAGERS - 11-9121	Graph	34 / 0.04%	\$135,567.40	\$120,000.00	\$79,849.00	\$306,300.00
WHOLESALE AND RETAIL BUYERS, EXCEPT FARM PRODUCTS - 13-1022	Graph	33 / 0.04%	\$54,545.10	\$45,000.00	\$39,332.80	\$130,000.00
COMPUTER SYSTEMS ENGINEERS/ARCHITECTS - 15-1199	Graph	32 / 0.04%	\$102,020.63	\$102,820.00	\$90,376.00	\$120,165.00
REGISTERED NURSES - 29-1141	Graph	32 / 0.04%	\$72,654.59	\$74,568.00	\$41,600.00	\$95,000.00
FILM AND VIDEO EDITORS - 27-4032	Graph	31 / 0.04%	\$77,972.95	\$43,680.00	\$37,752.00	\$936,000.00
MANAGEMENT ANALYST - 13-1111	Graph	31 / 0.04%	\$106,019.03	\$110,219.00	\$60,000.00	\$153,176.00
PURCHASING MANAGERS - 11-3061	Graph	31 / 0.04%	\$128,540.34	\$115,000.00	\$87,068.80	\$260,000.00
DENTISTS, GENERAL - 29-1021	Graph	30 / 0.04%	\$131,883.29	\$130,000.00	\$104,520.00	\$176,800.00
ENVIRONMENTAL SCIENTISTS AND SPECIALISTS, - 19-2041	Graph	30 / 0.04%	\$78,764.62	\$60,000.00	\$42,827.00	\$442,000.00
MICROBIOLOGISTS - 19-1022	Graph	30 / 0.04%	\$56,474.85	\$52,166.00	\$45,864.00	\$120,000.00
PURCHASING AGENTS, EXCEPT WHOLESALE, RETAIL, AND - 13-1023	Graph	30 / 0.04%	\$61,652.84	\$60,320.00	\$48,360.00	\$107,077.00
ART, DRAMA, AND MUSIC TEACHERS, POSTSECONDARY - 25-1121	Graph	28 / 0.03%	\$71,257.84	\$63,157.00	\$36,920.00	\$174,056.00
CHILD, FAMILY, AND SCHOOL SOCIAL WORKERS - 21-1021	Graph	28 / 0.03%	\$43,375.66	\$39,999.99	\$35,000.00	\$60,000.00
FOOD SERVICE MANAGERS - 11-9051	Graph	28 / 0.03%	\$70,585.93	\$62,500.00	\$47,000.00	\$120,000.00
FAMILY AND GENERAL PRACTITIONERS - 29-1062	Graph	27 / 0.03%	\$169,615.68	\$173,000.00	\$62,525.00	\$240,000.00
CREDIT COUNSELORS - 13-2071	Graph	26 / 0.03%	\$49,322.54	\$45,000.00	\$39,790.00	\$115,000.00
NURSE PRACTITIONERS - 29-1171	Graph	26 / 0.03%	\$97,012.31	\$92,602.00	\$85,000.00	\$130,000.00
LEGAL SUPPORT WORKERS, ALL OTHER - 23-2099	Graph	25 / 0.03%	\$57,746.93	\$47,840.00	\$35,796.80	\$180,000.00
EDUCATION ADMINISTRATORS, POSTSECONDARY - 11-9033	Graph	24 / 0.03%	\$94,297.83	\$75,000.00	\$45,000.00	\$285,000.00
EDUCATION TEACHERS, POSTSECONDARY - 25-1081	Graph	24 / 0.03%	\$62,881.54	\$53,000.00	\$44,500.00	\$92,282.00
LANDSCAPE ARCHITECTS - 17-1012	Graph	24 / 0.03%	\$54,290.87	\$54,100.00	\$36,400.00	\$75,900.00
MECHANICAL DRAFTERS - 17-3013	Graph	24 / 0.03%	\$57,352.50	\$60,000.00	\$33,280.00	\$60,000.00
COMPUTER SYSTEMS ENGINEERS/ARCHITECTS - 15-1199.02	Graph	23 / 0.03%	\$64,405.00	\$60,000.00	\$60,000.00	\$100,395.00
INSURANCE UNDERWRITERS - 13-2053	Graph	23 / 0.03%	\$98,483.79	\$103,355.00	\$45,000.00	\$175,000.00
OPTOMETRISTS - 29-1041	Graph	23 / 0.03%	\$114,829.80	\$117,000.00	\$76,960.00	\$135,000.00
VETERINARIANS - 29-1131	Graph	23 / 0.03%	\$89,324.45	\$96,700.00	\$34,900.00	\$175,000.00
COACHES AND SCOUTS - 27-2022	Graph	22 / 0.03%	\$49,233.15	\$46,245.00	\$22,460.00	\$97,489.60

SOC_NAME - SOC_CODE ▲▼	Graph	Count / % ▲	Mean Wage ▲▼	Median Wage ▲▼	Lowest Wage ▲▼	Highest Wage ▲▼
COMPUTER SUPPORT SPECIALIST - 15-1150	Graph	22 / 0.03%	\$58,041.60	\$58,240.00	\$53,875.12	\$58,240.00
DENTISTS, ALL OTHER SPECIALISTS - 29-1029	Graph	22 / 0.03%	\$125,626.09	\$62,191.00	\$52,932.37	\$632,320.00
FUNDRAISERS - 13-1131	Graph	22 / 0.03%	\$57,273.71	\$49,858.00	\$37,357.00	\$100,000.00
LIFE SCIENTISTS, ALL OTHER - 19-1099	Graph	22 / 0.03%	\$62,228.65	\$55,000.00	\$40,972.15	\$120,000.00
PSYCHIATRISTS - 29-1066	Graph	22 / 0.03%	\$183,919.23	\$184,000.00	\$47,423.00	\$343,200.00
AGENTS AND BUSINESS MANAGERS OF ARTISTS, - 13-1011	Graph	21 / 0.03%	\$66,867.19	\$56,492.80	\$32,000.00	\$250,000.00
CIVIL ENGINEERING TECHNICIANS - 17-3022	Graph	21 / 0.03%	\$48,422.76	\$44,158.00	\$33,280.00	\$70,000.00
INFORMATION TECHNOLOGY PROJECT MANAGERS - 15-1199	Graph	21 / 0.03%	\$108,373.14	\$108,992.00	\$75,000.00	\$124,743.00
COMPUTER OCCUPATIONS, ALL OTHERS - 15-1199	Graph	20 / 0.02%	\$71,781.00	\$71,781.00	\$71,781.00	\$71,781.00
DIETITIANS AND NUTRITIONISTS - 29-1031	Graph	20 / 0.02%	\$56,087.04	\$57,081.56	\$40,830.40	\$80,262.84
ENGLISH LANGUAGE AND LITERATURE TEACHERS, - 25-1123	Graph	20 / 0.02%	\$61,305.72	\$61,000.00	\$41,600.00	\$90,149.00
LODGING MANAGERS - 11-9081	Graph	20 / 0.02%	\$89,038.47	\$70,000.00	\$56,721.60	\$178,000.00
SURGEONS - 29-1067	Graph	20 / 0.02%	\$264,648.60	\$300,000.00	\$80,670.00	\$400,000.00
ADMINISTRATIVE SERVICES MANAGERS - 11-3011	Graph	19 / 0.02%	\$130,200.40	\$85,000.00	\$36,400.00	\$567,964.80
HEALTH AND SAFETY ENGINEERS, EXCEPT MINING SAFETY - 17-2111	Graph	19 / 0.02%	\$77,543.33	\$75,000.00	\$49,691.20	\$120,000.00
SOCIAL SCIENTISTS AND RELATED WORKERS, ALL OTHER - 19-3099	Graph	19 / 0.02%	\$79,156.87	\$73,892.16	\$53,000.00	\$145,000.00
CHEMISTRY TEACHERS, POSTSECONDARY - 25-1052	Graph	18 / 0.02%	\$88,491.14	\$81,855.00	\$45,326.00	\$230,000.00
MENTAL HEALTH COUNSELORS - 21-1014	Graph	18 / 0.02%	\$52,496.17	\$43,050.00	\$31,408.00	\$95,000.00
OBSTETRICIANS AND GYNECOLOGISTS - 29-1064	Graph	18 / 0.02%	\$215,266.55	\$192,000.00	\$168,480.00	\$450,000.00
PROPERTY, REAL ESTATE, AND COMMUNITY ASSOCIATION - 11-9141	Graph	18 / 0.02%	\$80,189.78	\$70,000.00	\$54,600.00	\$200,000.00
ARCHITECTURE TEACHERS, POSTSECONDARY - 25-1031	Graph	17 / 0.02%	\$114,013.40	\$81,244.80	\$60,800.00	\$520,000.00
HEALTH DIAGNOSING AND TREATING PRACTITIONERS, ALL - 29-1199	Graph	17 / 0.02%	\$65,935.11	\$62,400.00	\$37,932.00	\$150,000.00
PHILOSOPHY AND RELIGION TEACHERS, POSTSECONDARY - 25-1126	Graph	17 / 0.02%	\$67,309.41	\$65,120.00	\$42,350.00	\$91,655.00
STATISTICAL ASSISTANTS - 43-9111	Graph	17 / 0.02%	\$53,004.00	\$48,925.00	\$42,016.00	\$82,250.00
CHEFS AND HEAD COOKS - 35-1011	Graph	16 / 0.02%	\$54,024.91	\$46,051.00	\$26,880.00	\$85,000.00
PHYSICS TEACHERS, POSTSECONDARY - 25-1054	Graph	16 / 0.02%	\$96,095.25	\$74,000.00	\$46,000.00	\$325,000.00
SALES REPRESENTATIVES, WHOLESALE AND - 41-4011	Graph	16 / 0.02%	\$83,987.63	\$82,000.00	\$48,838.00	\$106,891.00
SOFTWARE DEVELOPER, APPLICATIONS - 15-1132	Graph	16 / 0.02%	\$98,287.50	\$95,000.00	\$66,560.00	\$135,200.00
SURVEY RESEARCHERS - 19-3022	Graph	16 / 0.02%	\$64,832.49	\$56,100.00	\$38,334.40	\$156,000.00
TRAINING AND DEVELOPMENT MANAGERS - 11-3131	Graph	16 / 0.02%	\$112,919.38	\$91,520.00	\$77,834.00	\$177,000.00
COMPENSATION, BENEFITS, AND JOB ANALYSIS - 13-1141	Graph	15 / 0.02%	\$83,464.73	\$75,000.00	\$51,771.00	\$134,000.00
PSYCHOLOGY TEACHERS, POSTSECONDARY - 25-1066	Graph	15 / 0.02%	\$84,890.87	\$77,000.00	\$48,000.00	\$195,000.00
MENTAL HEALTH AND SUBSTANCE ABUSE SOCIAL WORKERS - 21-1023	Graph	14 / 0.02%	\$50,157.34	\$50,000.00	\$39,041.60	\$67,185.85
PROOFREADERS AND COPY MARKERS - 43-9081	Graph	14 / 0.02%	\$30,735.30	\$28,800.00	\$27,269.00	\$39,360.00
TRANSPORTATION, STORAGE, AND DISTRIBUTION MANAGERS - 11-3071	Graph	14 / 0.02%	\$95,876.76	\$77,875.00	\$73,569.60	\$135,200.00
EDUCATION ADMINISTRATORS, PRESCHOOL AND CHILDCARE - 11-9031	Graph	13 / 0.02%	\$55,166.31	\$45,760.00	\$33,000.00	\$83,200.00

SOC_NAME - SOC_CODE ▲▼	Graph	Count / % ▲	Mean Wage ▲▼	Median Wage ▲▼	Lowest Wage ▲▼	Highest Wage ▲▼
INFORMATION TECHNOLOGY PROJECT MANAGERS - 15-1199.09	Graph	13 / 0.02%	\$90,198.77	\$90,000.00	\$80,892.00	\$104,300.00
SALES REPRESENTATIVES, WHOLESALE AND - 41-4012	Graph	13 / 0.02%	\$48,689.23	\$41,600.00	\$28,080.00	\$101,000.00
SOCIOLOGISTS - 19-3041	Graph	13 / 0.02%	\$73,220.82	\$55,000.00	\$31,200.00	\$150,000.00
ANTHROPOLOGY AND ARCHEOLOGY TEACHERS, - 25-1061	Graph	12 / 0.01%	\$134,053.20	\$99,000.00	\$61,610.00	\$278,720.00
ARCHIVISTS - 25-4011	Graph	12 / 0.01%	\$43,738.72	\$38,480.00	\$37,876.80	\$75,000.00
BOOKKEEPING, ACCOUNTING, AND AUDITING CLERKS - 43-3031	Graph	12 / 0.01%	\$43,748.75	\$43,805.00	\$29,120.00	\$57,200.00
COMMUNICATIONS TEACHERS, POSTSECONDARY - 25-1122	Graph	12 / 0.01%	\$66,384.83	\$64,458.00	\$46,140.00	\$93,000.00
EPIDEMIOLOGISTS - 19-1041	Graph	12 / 0.01%	\$81,638.08	\$64,302.90	\$50,000.00	\$145,000.00
PHYSICAL THERAPIST ASSISTANTS - 31-2021	Graph	12 / 0.01%	\$48,186.67	\$45,760.00	\$45,760.00	\$56,160.00
PHYSICIAN ASSISTANTS - 29-1071	Graph	12 / 0.01%	\$89,485.09	\$85,000.00	\$83,200.00	\$111,427.00
EDUCATION ADMINISTRATORS, ELEMENTARY AND SECONDARY - 11-9032	Graph	11 / 0.01%	\$98,170.04	\$90,000.00	\$63,370.00	\$172,000.00
ENVIRONMENTAL ENGINEERS - 17-2081	Graph	11 / 0.01%	\$73,171.09	\$67,500.00	\$58,000.00	\$104,805.00
HISTORY TEACHERS, POSTSECONDARY - 25-1125	Graph	11 / 0.01%	\$75,173.85	\$80,000.00	\$49,878.40	\$108,000.00
INDUSTRIAL-ORGANIZATIONAL PSYCHOLOGISTS - 19-3032	Graph	11 / 0.01%	\$81,133.71	\$74,090.00	\$60,000.00	\$105,000.00
MUSEUM TECHNICIANS AND CONSERVATORS - 25-4013	Graph	11 / 0.01%	\$61,892.53	\$65,000.00	\$40,893.00	\$77,000.00
PHOTOGRAPHERS - 27-4021	Graph	11 / 0.01%	\$48,819.35	\$35,000.00	\$29,120.00	\$95,326.40
PSYCHOLOGISTS, ALL OTHER - 19-3039	Graph	11 / 0.01%	\$60,677.71	\$57,781.00	\$41,995.20	\$81,981.00
SOFTWARE DEVELOPERS, APPLICATIONS, R&D - 15-1035	Graph	11 / 0.01%	\$84,983.95	\$84,000.00	\$60,770.00	\$101,000.00
SOIL AND PLANT SCIENTISTS - 19-1013	Graph	11 / 0.01%	\$55,164.09	\$52,500.00	\$47,923.00	\$86,861.00
ADULT BASIC AND SECONDARY EDUCATION AND LITERACY - 25-3011	Graph	10 / 0.01%	\$45,552.46	\$36,878.40	\$36,878.00	\$73,555.00
AREA, ETHNIC, AND CULTURAL STUDIES TEACHERS, - 25-1062	Graph	10 / 0.01%	\$82,656.80	\$71,900.00	\$47,300.00	\$168,000.00
CLINICAL, COUNSELING, AND SCHOOL PSYCHOLOGISTS - 19-3031	Graph	10 / 0.01%	\$64,130.30	\$60,000.00	\$58,203.00	\$70,438.00
COMPUTER SYSTEMS ANALYSTS, NON R&D - 15-1052	Graph	10 / 0.01%	\$88,424.98	\$82,412.00	\$49,909.00	\$135,000.00
CUSTOMER SERVICE REPRESENTATIVES - 43-4051	Graph	10 / 0.01%	\$32,467.26	\$25,355.00	\$25,147.00	\$57,491.20
EDUCATION, TRAINING, AND LIBRARY WORKERS, ALL - 25-9099	Graph	10 / 0.01%	\$47,666.40	\$42,500.00	\$25,064.00	\$95,000.00
ELECTRICAL ENGINEERS, R&D - 17-2074	Graph	10 / 0.01%	\$59,754.28	\$55,452.80	\$47,476.00	\$75,000.00
EXECUTIVE SECRETARIES AND EXECUTIVE ADMINISTRATIVE - 43-6011	Graph	10 / 0.01%	\$74,220.92	\$70,000.00	\$35,006.40	\$150,000.00
MECHANICAL ENGINEERS - 17-2141.00	Graph	10 / 0.01%	\$61,068.90	\$61,068.80	\$61,068.80	\$61,069.00
MECHANICAL ENGINEERS, R&D - 17-2144	Graph	10 / 0.01%	\$49,137.20	\$49,200.00	\$44,720.00	\$55,000.00
PHYSICAL SCIENTISTS, ALL OTHER - 19-2099	Graph	10 / 0.01%	\$62,189.10	\$57,346.00	\$45,900.00	\$87,897.00
POLITICAL SCIENCE TEACHERS, POSTSECONDARY - 25-1065	Graph	10 / 0.01%	\$82,073.80	\$80,645.00	\$57,000.00	\$125,000.00
PRODUCTION, PLANNING, AND EXPEDITING CLERKS - 43-5061	Graph	10 / 0.01%	\$46,630.96	\$42,000.00	\$33,009.60	\$67,600.00
SET AND EXHIBIT DESIGNERS - 27-1027	Graph	10 / 0.01%	\$61,124.30	\$50,398.00	\$41,600.00	\$100,000.00
HISTORIANS - 19-3093	Graph	9 / 0.01%	\$41,460.27	\$39,416.00	\$34,112.00	\$53,560.00
OFFICE AND ADMINISTRATIVE SUPPORT WORKERS, ALL - 43-9199	Graph	9 / 0.01%	\$38,722.89	\$39,282.00	\$35,000.00	\$43,264.00
SALES REPRESENTATIVES, SERVICES, ALL OTHER - 41-3099	Graph	9 / 0.01%	\$50,455.56	\$50,000.00	\$41,600.00	\$62,500.00
SOCIAL WORKERS, ALL OTHER - 21-1029	Graph	9 / 0.01%	\$57,729.28	\$56,576.00	\$49,088.00	\$71,448.00

SOC_NAME - SOC_CODE ▲ ▼	Graph	Count / % ▲	Mean Wage ▲ ▼	Median Wage ▲ ▼	Lowest Wage ▲ ▼	Highest Wage ▲ ▼
ANESTHESIOLOGISTS - 29-1061	Graph	8 / 0.01%	\$244,976.75	\$232,300.00	\$187,200.00	\$353,600.00
ATHLETIC TRAINERS - 29-9091	Graph	8 / 0.01%	\$49,498.55	\$47,985.60	\$39,998.40	\$65,000.00
COMPENSATION AND BENEFITS MANAGERS - 11-3111	Graph	8 / 0.01%	\$139,289.63	\$123,200.00	\$105,000.00	\$186,430.00
COMPUTER PROGRAMMER - 15-1131	Graph	8 / 0.01%	\$69,429.00	\$68,091.00	\$64,145.00	\$74,867.00
GEOSCIENTISTS, EXCEPT HYDROLOGISTS AND GEOGRAPHERS - 19-2042	Graph	8 / 0.01%	\$64,940.13	\$61,069.00	\$47,500.00	\$84,125.00
MUSIC DIRECTORS AND COMPOSERS - 27-2041	Graph	8 / 0.01%	\$60,868.55	\$38,854.40	\$32,760.00	\$104,000.00
POLITICAL SCIENTISTS - 19-3094	Graph	8 / 0.01%	\$83,107.20	\$77,500.00	\$70,000.00	\$124,800.00
SOFTWARE DEVELOPERS, APPLICATIONS, NON R&D - 15-1034	Graph	8 / 0.01%	\$99,586.85	\$98,000.00	\$53,164.80	\$141,300.00
SUBSTANCE ABUSE AND BEHAVIORAL DISORDER COUNSELORS - 21-1011	Graph	8 / 0.01%	\$44,112.50	\$43,680.00	\$36,000.00	\$55,000.00
ZOOLOGISTS AND WILDLIFE BIOLOGISTS - 19-1023	Graph	8 / 0.01%	\$60,488.38	\$55,600.00	\$42,000.00	\$74,262.00
COMPUTER PROGRAMMERS, NON R&D - 15-1022	Graph	7 / 0.01%	\$52,617.00	\$61,109.00	\$33,550.00	\$70,000.00
DIRECTORS, RELIGIOUS ACTIVITIES AND EDUCATION - 21-2021	Graph	7 / 0.01%	\$45,239.54	\$50,000.00	\$23,982.40	\$62,500.00
EDUCATION ADMINISTRATORS, ALL OTHER - 11-9039	Graph	7 / 0.01%	\$67,702.34	\$62,400.00	\$53,622.00	\$100,000.00
ENVIRONMENTAL SCIENCE AND PROTECTION TECHNICIANS, - 19-4091	Graph	7 / 0.01%	\$50,284.14	\$55,000.00	\$39,229.00	\$60,000.00
LIFE, PHYSICAL, AND SOCIAL SCIENCE TECHNICIANS, - 19-4099	Graph	7 / 0.01%	\$48,773.96	\$46,758.00	\$35,609.60	\$70,685.00
LOAN OFFICERS - 13-2072	Graph	7 / 0.01%	\$66,585.37	\$49,254.40	\$48,000.00	\$102,900.00
PODIATRISTS - 29-1081	Graph	7 / 0.01%	\$89,899.26	\$103,272.00	\$60,900.00	\$116,002.00
RECREATIONAL THERAPISTS - 29-1125	Graph	7 / 0.01%	\$41,099.43	\$41,600.00	\$39,832.00	\$43,000.00
SELF-ENRICHMENT EDUCATION TEACHERS - 25-3021	Graph	7 / 0.01%	\$45,264.69	\$41,600.00	\$28,142.40	\$85,280.00
SOFTWARE DEVELOPERS,APPLICATIONS - 15-1132	Graph	7 / 0.01%	\$85,458.57	\$71,000.00	\$70,221.00	\$148,000.00
ADVERTISING SALES AGENTS - 41-3011	Graph	6 / 0.01%	\$61,092.27	\$40,851.20	\$40,851.20	\$105,000.00
COMMUNITY AND SOCIAL SERVICE SPECIALISTS, ALL - 21-1099	Graph	6 / 0.01%	\$54,770.83	\$48,750.00	\$39,520.00	\$77,800.00
COMPUTER SYSTEMS ENGINEERS - 15-1199.02	Graph	6 / 0.01%	\$74,750.00	\$74,508.00	\$66,648.00	\$83,172.00
ENGINEERS, ALL OTHERS - 17-2199	Graph	6 / 0.01%	\$70,682.17	\$68,000.00	\$67,000.00	\$80,558.00
HEALTHCARE PRACTITIONERS AND TECHNICAL WORKERS, AL - 29-9099	Graph	6 / 0.01%	\$45,468.80	\$45,468.80	\$45,468.80	\$45,468.80
MARKET RESEARCH ANALYSTS AND MARKETING - 13-1161	Graph	6 / 0.01%	\$53,110.37	\$50,000.00	\$46,675.00	\$65,000.00
MODELS - 41-9012	Graph	6 / 0.01%	\$178,533.33	\$208,000.00	\$83,200.00	\$260,000.00
ORTHOTISTS AND PROSTHETISTS - 29-2091	Graph	6 / 0.01%	\$58,127.47	\$53,456.00	\$45,926.40	\$75,000.00
SALES AND RELATED WORKERS, ALL OTHER - 41-9099	Graph	6 / 0.01%	\$69,946.93	\$48,000.00	\$29,681.60	\$175,000.00
SOCIAL SCIENCES TEACHERS, POSTSECONDARY, ALL OTHER - 25-1069	Graph	6 / 0.01%	\$79,904.67	\$75,100.00	\$40,220.00	\$127,153.00
SPECIAL EDUCATION TEACHERS, KINDERGARTEN AND - 25-2052	Graph	6 / 0.01%	\$73,267.17	\$68,000.00	\$49,450.00	\$120,000.00
THERAPISTS, ALL OTHER - 29-1129	Graph	6 / 0.01%	\$52,337.33	\$48,800.00	\$48,318.40	\$65,000.00
AGRICULTURAL ENGINEERS - 17-2021	Graph	5 / 0.01%	\$57,320.80	\$52,312.00	\$52,021.00	\$65,250.00
ASTRONOMERS - 19-2011	Graph	5 / 0.01%	\$103,048.96	\$85,000.00	\$66,123.00	\$144,996.80
AUDIO-VISUAL AND MULTIMEDIA COLLECTIONS - 25-9011	Graph	5 / 0.01%	\$42,116.00	\$40,500.00	\$40,040.00	\$45,000.00
CHIROPRACTORS - 29-1011	Graph	5 / 0.01%	\$67,541.40	\$62,400.00	\$60,507.00	\$80,000.00

SOC_NAME - SOC_CODE ▲ ▼	Graph	Count / % ▲	Mean Wage ▲ ▼	Median Wage ▲ ▼	Lowest Wage ▲ ▼	Highest Wage ▲ ▼
CRIMINAL JUSTICE AND LAW ENFORCEMENT TEACHERS, - 25-1111	Graph	5 / 0.01%	\$60,552.00	\$58,000.00	\$47,500.00	\$75,000.00
FINANCIAL QUANTITATIVE ANALYSTS - 13-2099.01	Graph	5 / 0.01%	\$180,000.00	\$175,000.00	\$150,000.00	\$200,000.00
GEOGRAPHERS - 19-3092	Graph	5 / 0.01%	\$55,953.80	\$50,000.00	\$50,000.00	\$79,769.00
GEOGRAPHY TEACHERS, POSTSECONDARY - 25-1064	Graph	5 / 0.01%	\$64,074.40	\$66,800.00	\$53,295.00	\$78,477.00
LIBRARIANS - 25-4021	Graph	5 / 0.01%	\$75,647.28	\$75,000.00	\$46,923.00	\$112,960.00
MEDICAL EQUIPMENT REPAIRERS - 49-9062	Graph	5 / 0.01%	\$41,352.00	\$40,000.00	\$35,360.00	\$55,000.00
NETWORK AND COMPUTER SYSTEMS ADMINISTRATOR - 15-1142	Graph	5 / 0.01%	\$86,853.20	\$86,778.00	\$62,400.00	\$114,826.00
OCCUPATIONAL HEALTH AND SAFETY SPECIALISTS - 29-9011	Graph	5 / 0.01%	\$88,292.65	\$63,107.00	\$47,382.40	\$158,973.87
RECREATION AND FITNESS STUDIES TEACHERS, - 25-1193	Graph	5 / 0.01%	\$60,077.20	\$53,247.00	\$53,247.00	\$81,645.00
RECREATION WORKERS - 39-9032	Graph	5 / 0.01%	\$35,632.40	\$35,000.00	\$25,000.00	\$50,000.00
SECURITIES, COMMODITIES, AND FINANCIAL SERVICES SA - 41-3031	Graph	5 / 0.01%	\$172,596.00	\$181,000.00	\$105,000.00	\$250,000.00
SOCIAL AND HUMAN SERVICE ASSISTANTS - 21-1093	Graph	5 / 0.01%	\$43,808.43	\$39,724.88	\$33,000.00	\$65,450.00
SOCIAL WORK TEACHERS, POSTSECONDARY - 25-1113	Graph	5 / 0.01%	\$70,622.00	\$66,465.00	\$42,000.00	\$101,000.00
13-2011 - 13-2011	Graph	4 / 0%	\$55,764.80	\$55,764.80	\$55,764.80	\$55,764.80
APPRAISERS AND ASSESSORS OF REAL ESTATE - 13-2021	Graph	4 / 0%	\$44,122.50	\$37,440.00	\$34,050.00	\$65,000.00
ARCHITECTS, EXCEPT LANDSCAPE AND NAVAL - 17-1011.00	Graph	4 / 0%	\$41,700.00	\$42,000.00	\$40,800.00	\$42,000.00
ARTISTS AND RELATED WORKERS, ALL OTHER - 27-1019	Graph	4 / 0%	\$61,713.20	\$57,678.40	\$38,000.00	\$87,360.00
BROADCAST NEWS ANALYSTS - 27-3021	Graph	4 / 0%	\$40,771.40	\$34,362.00	\$34,361.60	\$60,000.00
COMPUTER PROGRAMMERS, R&D - 15-1023	Graph	4 / 0%	\$52,183.55	\$47,500.00	\$41,995.20	\$67,239.00
ELECTRICAL ENGINEERS, NON-R&D - 17-2073	Graph	4 / 0%	\$67,291.35	\$68,182.40	\$53,327.00	\$79,456.00
FARMERS, RANCHERS, AND OTHER AGRICULTURAL MANAGERS - 11-9013	Graph	4 / 0%	\$101,570.00	\$86,000.00	\$83,325.00	\$144,000.00
LAW TEACHERS, POSTSECONDARY - 25-1112	Graph	4 / 0%	\$247,326.96	\$285,702.93	\$60,000.00	\$357,902.00
MECHANICAL ENGINEERING TECHNICIANS - 17-3027	Graph	4 / 0%	\$54,188.25	\$51,520.00	\$41,600.00	\$66,849.00
NETWORK AND COMPUTER SYSTEMS ADMINISTRATORS* - 15-1142	Graph	4 / 0%	\$85,375.00	\$80,500.00	\$80,500.00	\$100,000.00
SECURITIES AND COMMODITIES TRADERS - 41-3031.03	Graph	4 / 0%	\$174,883.25	\$120,000.00	\$109,533.00	\$350,000.00
SOFTWARE DEVELOPERS, SYSTEMS SOFTWARE, R&D - 15-1037	Graph	4 / 0%	\$96,300.00	\$100,200.00	\$65,000.00	\$110,000.00
SOFTWARE DEVELOPERS,APPLICAITONS - 15-1132	Graph	4 / 0%	\$101,202.50	\$91,000.00	\$91,000.00	\$111,405.00
SURVEYORS - 17-1022	Graph	4 / 0%	\$74,586.00	\$62,400.00	\$60,944.00	\$90,000.00
TAX PREPARERS - 13-2082	Graph	4 / 0%	\$40,992.00	\$40,000.00	\$34,528.00	\$47,840.00
AGRICULTURAL AND FOOD SCIENCE TECHNICIANS - 19-4011	Graph	3 / 0%	\$44,656.00	\$44,000.00	\$44,000.00	\$45,968.00
ATMOSPHERIC AND SPACE SCIENTISTS - 19-2021	Graph	3 / 0%	\$87,631.67	\$98,696.00	\$65,499.00	\$98,700.00
ATMOSPHERIC, EARTH, MARINE, AND SPACE SCIENCES - 25-1051	Graph	3 / 0%	\$96,602.67	\$81,855.00	\$63,333.00	\$144,620.00
AUDIO AND VIDEO EQUIPMENT TECHNICIANS - 27-4011	Graph	3 / 0%	\$42,200.00	\$41,600.00	\$33,000.00	\$52,000.00
CLAIMS ADJUSTERS, EXAMINERS, AND INVESTIGATORS - 13-1031	Graph	3 / 0%	\$70,566.67	\$60,000.00	\$52,000.00	\$99,700.00
CLERGY - 21-2011	Graph	3 / 0%	\$42,468.33	\$38,605.00	\$36,000.00	\$52,800.00
COMPUTER OPERATORS - 43-9011	Graph	3 / 0%	\$41,000.00	\$44,000.00	\$35,000.00	\$44,000.00
COMPUTER SYSTEMS ANALYSTS, R&D - 15-1053	Graph	3 / 0%	\$108,587.67	\$105,000.00	\$92,014.00	\$128,749.00

SOC_NAME - SOC_CODE ▲ ▼	Graph	Count / % ▲	Mean Wage ▲ ▼	Median Wage ▲ ▼	Lowest Wage ▲ ▼	Highest Wage ▲ ▼
DRAFTERS, ALL OTHER - 17-3019	Graph	3 / 0%	\$37,336.00	\$37,336.00	\$37,336.00	\$37,336.00
ELECTRICAL ENGINEERS - 17-2071.00	Graph	3 / 0%	\$72,695.87	\$68,868.80	\$68,868.80	\$80,350.00
EMERGENCY MANAGEMENT DIRECTORS - 11-9161	Graph	3 / 0%	\$77,323.33	\$70,000.00	\$61,880.00	\$100,090.00
ENVIRONMENTAL ENGINEERING TECHNICIANS - 17-3025	Graph	3 / 0%	\$40,565.33	\$40,000.00	\$33,696.00	\$48,000.00
FABRIC AND APPAREL PATTERNMAKERS - 51-6092	Graph	3 / 0%	\$72,167.33	\$72,000.00	\$68,000.00	\$76,502.00
FINANCIAL CLERKS, ALL OTHER - 43-3099	Graph	3 / 0%	\$33,474.13	\$31,200.00	\$31,200.00	\$38,022.40
FINE ARTISTS, INCLUDING PAINTERS, SCULPTORS, AND - 27-1013	Graph	3 / 0%	\$57,720.00	\$52,000.00	\$46,280.00	\$74,880.00
HEALTHCARE SUPPORT WORKERS, ALL OTHER - 31-9099	Graph	3 / 0%	\$42,756.33	\$42,000.00	\$40,800.00	\$45,469.00
INSURANCE SALES AGENTS - 41-3021	Graph	3 / 0%	\$143,425.67	\$40,000.00	\$35,277.00	\$355,000.00
MANAGEMENT ANALYSTS - 13-1111.00	Graph	3 / 0%	\$68,994.13	\$69,784.00	\$52,998.40	\$84,200.00
MARRIAGE AND FAMILY THERAPISTS - 21-1013	Graph	3 / 0%	\$46,253.33	\$45,760.00	\$41,000.00	\$52,000.00
MUSICIANS AND SINGERS - 27-2042	Graph	3 / 0%	\$108,437.33	\$89,856.00	\$89,856.00	\$145,600.00
NURSING INSTRUCTORS AND TEACHERS, POSTSECONDARY - 25-1072	Graph	3 / 0%	\$75,031.00	\$57,300.00	\$55,550.00	\$112,243.00
PHOTONICS ENGINEERS - 17-2199.07	Graph	3 / 0%	\$105,833.33	\$125,000.00	\$62,500.00	\$130,000.00
PRODUCTION WORKERS, ALL OTHER - 51-9199	Graph	3 / 0%	\$56,528.00	\$64,584.00	\$40,000.00	\$65,000.00
REPORTERS AND CORRESPONDENTS - 27-3022.00	Graph	3 / 0%	\$31,944.67	\$32,400.00	\$31,034.00	\$32,400.00
VOCATIONAL EDUCATION TEACHERS, POSTSECONDARY - 25-1194	Graph	3 / 0%	\$46,349.33	\$44,990.40	\$42,057.60	\$52,000.00
AEROSPACE ENGINEERS - 17-2011	Graph	2 / 0%	\$96,921.00	\$92,400.00	\$92,400.00	\$101,442.00
BUSINESS INTELLIGENCE ANALYSTS - 15-1199	Graph	2 / 0%	\$66,500.00	\$55,000.00	\$55,000.00	\$78,000.00
BUSINESS OPERATIONS SPECIALISTS, ALL OTHER* - 13-1199	Graph	2 / 0%	\$48,898.40	\$48,796.80	\$48,796.80	\$49,000.00
CHEMICAL TECHNICIANS - 19-4031	Graph	2 / 0%	\$44,657.50	\$41,600.00	\$41,600.00	\$47,715.00
CIVIL ENGINEERS, R&D - 17-2053	Graph	2 / 0%	\$57,276.50	\$56,000.00	\$56,000.00	\$58,553.00
CLINICAL DATA MANAGER - 15-2041	Graph	2 / 0%	\$88,000.00	\$88,000.00	\$88,000.00	\$88,000.00
COACHES AND SCOUTS - 27-2022.00	Graph	2 / 0%	\$28,932.80	\$28,932.80	\$28,932.80	\$28,932.80
COMPUTER OCCUPATIONS, ALL OTHER* - 15-1799	Graph	2 / 0%	\$65,082.40	\$53,164.80	\$53,164.80	\$77,000.00
COMPUTER SOFTWARE ENGINEERS, APPLICATIONS - 15-1031.00	Graph	2 / 0%	\$86,466.00	\$86,466.00	\$86,466.00	\$86,466.00
COMPUTER SOFTWARE ENGINEERS, SYSTEMS SOFTWARE - 15-1032	Graph	2 / 0%	\$172,600.00	\$172,600.00	\$172,600.00	\$172,600.00
COMPUTER SYSTEMS ANALYSTS - 15-1051.00	Graph	2 / 0%	\$65,000.00	\$65,000.00	\$65,000.00	\$65,000.00
CONSTRUCTION MANAGERS - 11-9021.00	Graph	2 / 0%	\$66,000.00	\$60,000.00	\$60,000.00	\$72,000.00
DETECTIVES AND CRIMINAL INVESTIGATORS - 33-3021	Graph	2 / 0%	\$81,287.00	\$50,574.00	\$50,574.00	\$112,000.00
ELECTRICAL AND ELECTRONIC ENGINEERING TECHNICIANS - 17-3023	Graph	2 / 0%	\$65,550.00	\$65,000.00	\$65,000.00	\$66,100.00
ENVIRONMENTAL SCIENCE TEACHERS, POSTSECONDARY - 25-1053	Graph	2 / 0%	\$107,595.00	\$107,190.00	\$107,190.00	\$108,000.00
FINANCIAL ANALYST - 13-2051	Graph	2 / 0%	\$127,500.00	\$85,000.00	\$85,000.00	\$170,000.00
FOOD SERVICE MANAGERS - 11-9051.00	Graph	2 / 0%	\$58,950.06	\$49,400.00	\$49,400.00	\$68,500.12
GRAPHIC DESIGNER - 27-1024	Graph	2 / 0%	\$87,509.50	\$86,326.00	\$86,326.00	\$88,693.00
GRAPHIC DESIGNERS - 27-1024.00	Graph	2 / 0%	\$73,299.00	\$73,299.00	\$73,299.00	\$73,299.00
HEALTH TECHNOLOGISTS AND TECHNICIANS, ALL OTHER - 29-2099	Graph	2 / 0%	\$69,695.00	\$61,933.00	\$61,933.00	\$77,457.00

SOC_NAME - SOC_CODE ▲▼	Graph	Count / % ▲	Mean Wage ▲▼	Median Wage ▲▼	Lowest Wage ▲▼	Highest Wage ▲▼
HOME ECONOMICS TEACHERS, POSTSECONDARY - 25-1192	Graph	2 / 0%	\$62,966.50	\$53,433.00	\$53,433.00	\$72,500.00
HOTEL, MOTEL, AND RESORT DESK CLERKS - 43-4081	Graph	2 / 0%	\$60,056.88	\$48,000.16	\$48,000.16	\$72,113.60
HUMAN RESOURCES ASSISTANTS, EXCEPT PAYROLL AND - 43-4161	Graph	2 / 0%	\$36,029.20	\$30,500.00	\$30,500.00	\$41,558.40
HYDROLOGISTS - 19-2043	Graph	2 / 0%	\$58,366.00	\$56,732.00	\$56,732.00	\$60,000.00
INDUSTRIAL ENGINEERING TECHNICIANS - 17-3026	Graph	2 / 0%	\$49,568.50	\$49,137.00	\$49,137.00	\$50,000.00
INFORMATION TECHNOLOGY PROJECT MANAGER - 15-1199	Graph	2 / 0%	\$90,000.00	\$90,000.00	\$90,000.00	\$90,000.00
LEGAL SECRETARIES - 43-6012	Graph	2 / 0%	\$39,291.20	\$39,291.20	\$39,291.20	\$39,291.20
LIBRARY SCIENCE TEACHERS, POSTSECONDARY - 25-1082	Graph	2 / 0%	\$77,935.50	\$65,000.00	\$65,000.00	\$90,871.00
MANAGERS,ALL OTHERS - 11-9199	Graph	2 / 0%	\$82,118.00	\$82,118.00	\$82,118.00	\$82,118.00
MARKETING MANAGERS - 11-2021.00	Graph	2 / 0%	\$115,000.00	\$110,000.00	\$110,000.00	\$120,000.00
MIDDLE SCHOOL TEACHERS, EXCEPT SPECIAL AND CAREER/ - 25-2022	Graph	2 / 0%	\$65,235.00	\$65,000.00	\$65,000.00	\$65,470.00
NUCLEAR TECHNICIANS - 19-4051	Graph	2 / 0%	\$79,500.00	\$64,000.00	\$64,000.00	\$95,000.00
NURSE ANESTHETISTS - 29-1151	Graph	2 / 0%	\$145,000.00	\$145,000.00	\$145,000.00	\$145,000.00
OCCUPATIONAL HEALTH AND SAFETY TECHNICIANS - 29-9012	Graph	2 / 0%	\$74,000.00	\$51,500.00	\$51,500.00	\$96,500.00
OPERATIONS RESEARCH ANALYST - 15-2031	Graph	2 / 0%	\$70,872.00	\$55,744.00	\$55,744.00	\$86,000.00
PHARMACY TECHNICIANS - 29-2052	Graph	2 / 0%	\$45,000.00	\$30,000.00	\$30,000.00	\$60,000.00
POSTSECONDARY TEACHERS, ALL OTHER - 25-1199.99	Graph	2 / 0%	\$278,720.00	\$278,720.00	\$278,720.00	\$278,720.00
RISK MANAGEMENT SPECIALIST - 13-2099	Graph	2 / 0%	\$75,000.00	\$75,000.00	\$75,000.00	\$75,000.00
SALES ENGINEER - 41-9031	Graph	2 / 0%	\$112,219.00	\$108,004.00	\$108,004.00	\$116,434.00
SECRETARIES AND ADMINISTRATIVE ASSISTANTS, EXCEPT - 43-6014	Graph	2 / 0%	\$33,935.20	\$33,280.00	\$33,280.00	\$34,590.40
SECURITIES, COMMODITIES AND SALES AGENTS - 41-3031	Graph	2 / 0%	\$107,500.00	\$85,000.00	\$85,000.00	\$130,000.00
SOCIOLOGY TEACHERS, POSTSECONDARY - 25-1067	Graph	2 / 0%	\$57,210.00	\$44,420.00	\$44,420.00	\$70,000.00
SOFTWARE DEVELOPERS, APPLICATIONS - 15-1132.00	Graph	2 / 0%	\$111,404.80	\$111,404.80	\$111,404.80	\$111,404.80
SOFTWARE QUALITY ASSURANCE ENGINEERS AND TESTERS - 15-1099.01	Graph	2 / 0%	\$77,625.00	\$77,625.00	\$77,625.00	\$77,625.00
SOUND ENGINEERING TECHNICIANS - 27-4014	Graph	2 / 0%	\$60,938.40	\$45,000.00	\$45,000.00	\$76,876.80
SPECIAL EDUCATION TEACHERS, ALL OTHER - 25-2059	Graph	2 / 0%	\$58,540.00	\$37,080.00	\$37,080.00	\$80,000.00
TRAVEL AGENTS - 41-3041	Graph	2 / 0%	\$35,000.00	\$30,000.00	\$30,000.00	\$40,000.00
WAITERS AND WAITRESSES - 35-3031	Graph	2 / 0%	\$20,914.40	\$19,988.80	\$19,988.80	\$21,840.00
ACCOUNTANTS - 13-2011.01	Graph	1 / 0%	\$57,000.00	\$57,000.00	\$57,000.00	\$57,000.00
ADVERTISING SALES AGENTS - 41-3011.00	Graph	1 / 0%	\$50,000.00	\$50,000.00	\$50,000.00	\$50,000.00
ANIMAL SCIENTISTS - 19-1011	Graph	1 / 0%	\$82,500.00	\$82,500.00	\$82,500.00	\$82,500.00
ANTHROPOLOGISTS AND ARCHEOLOGISTS - 19-3091	Graph	1 / 0%	\$60,000.00	\$60,000.00	\$60,000.00	\$60,000.00
BIOCHEMISTS AND BIOPHYSICISTS - 191021	Graph	1 / 0%	\$58,000.00	\$58,000.00	\$58,000.00	\$58,000.00
BROADCAST NEWS ANALYSTS - 27-3021.00	Graph	1 / 0%	\$43,000.00	\$43,000.00	\$43,000.00	\$43,000.00
BUSINESS INTELLIGENCE ANALYST - 15-1199	Graph	1 / 0%	\$70,000.00	\$70,000.00	\$70,000.00	\$70,000.00
BUSINESS INTELLIGENCE ANALYSTS - 15-1099.10	Graph	1 / 0%	\$120,000.00	\$120,000.00	\$120,000.00	\$120,000.00
BUSINESS INTELLIGENCE ANALYSTS - 15-1199.08	Graph	1 / 0%	\$74,964.00	\$74,964.00	\$74,964.00	\$74,964.00
CAREER/TECHNICAL EDUCATION TEACHERS, MIDDLE - 25-2023	Graph	1 / 0%	\$75,000.00	\$75,000.00	\$75,000.00	\$75,000.00

SOC_NAME - SOC_CODE ▲▼	Graph	Count / % ▲	Mean Wage ▲▼	Median Wage ▲▼	Lowest Wage ▲▼	Highest Wage ▲▼
CHEMIST - 19-2031	Graph	1 / 0%	\$51,022.00	\$51,022.00	\$51,022.00	\$51,022.00
CHOREOGRAPHERS - 27-2032	Graph	1 / 0%	\$50,000.00	\$50,000.00	\$50,000.00	\$50,000.00
CIVIL ENGINEERS - 17-2051.00	Graph	1 / 0%	\$83,000.00	\$83,000.00	\$83,000.00	\$83,000.00
COMP, BENEFITS, AND JOB ANALYSIS SPECIALISTS - 13-1141	Graph	1 / 0%	\$71,000.00	\$71,000.00	\$71,000.00	\$71,000.00
COMPENSATION, BENEFITS, & JOB ANALYSIS SPECIALISTS - 13-1141	Graph	1 / 0%	\$110,000.00	\$110,000.00	\$110,000.00	\$110,000.00
COMPENSATION, BENEFITS, AND JOB ANALYSIS SPECIALIS - 13-1141	Graph	1 / 0%	\$63,253.00	\$63,253.00	\$63,253.00	\$63,253.00
COMPUTER AND INFORMATION SYSTEMS MANAGER - 11-3021	Graph	1 / 0%	\$156,665.00	\$156,665.00	\$156,665.00	\$156,665.00
COMPUTER NUMERICALLY CONTROLLED MACHINE TOOL - 51-4012	Graph	1 / 0%	\$54,080.00	\$54,080.00	\$54,080.00	\$54,080.00
COMPUTER OCCUPATION, ALL OTHER - 15-1199	Graph	1 / 0%	\$70,000.00	\$70,000.00	\$70,000.00	\$70,000.00
COMPUTER OCCUPATIONS - ALL OTHER - 15-1199	Graph	1 / 0%	\$65,000.00	\$65,000.00	\$65,000.00	\$65,000.00
COMPUTER OCUPATIONS, ALL OTHER - 15-1199	Graph	1 / 0%	\$54,000.00	\$54,000.00	\$54,000.00	\$54,000.00
COMPUTER SYSTEMS ENGINEER/ARCHITECTS - 15-1199.02	Graph	1 / 0%	\$62,400.00	\$62,400.00	\$62,400.00	\$62,400.00
CONSTRUCTION MANAGER - 11-9021	Graph	1 / 0%	\$131,040.00	\$131,040.00	\$131,040.00	\$131,040.00
COOKS, RESTAURANT - 35-2014	Graph	1 / 0%	\$29,120.00	\$29,120.00	\$29,120.00	\$29,120.00
COUNSELORS, ALL OTHER - 21-1019	Graph	1 / 0%	\$60,840.00	\$60,840.00	\$60,840.00	\$60,840.00
CRAFT ARTISTS - 27-1012	Graph	1 / 0%	\$24,960.00	\$24,960.00	\$24,960.00	\$24,960.00
CURATORS - 25-4012.00	Graph	1 / 0%	\$71,531.20	\$71,531.20	\$71,531.20	\$71,531.20
DATA WAREHOUSING SPECIALISTS - 15-1199.07	Graph	1 / 0%	\$72,000.00	\$72,000.00	\$72,000.00	\$72,000.00
DEMONSTRATORS AND PRODUCT PROMOTERS - 41-9011	Graph	1 / 0%	\$47,500.00	\$47,500.00	\$47,500.00	\$47,500.00
DENTAL ASSISTANTS - 31-9091	Graph	1 / 0%	\$36,275.20	\$36,275.20	\$36,275.20	\$36,275.20
DENTAL HYGIENISTS - 29-2021	Graph	1 / 0%	\$62,400.00	\$62,400.00	\$62,400.00	\$62,400.00
DESIGNERS, ALL OTHER - 27-1029.00	Graph	1 / 0%	\$43,000.00	\$43,000.00	\$43,000.00	\$43,000.00
EDITORS - 27-3041.00	Graph	1 / 0%	\$70,658.00	\$70,658.00	\$70,658.00	\$70,658.00
ELECTRIAL ENGINEERS - 17-2071	Graph	1 / 0%	\$123,094.00	\$123,094.00	\$123,094.00	\$123,094.00
ELECTRONICS ENGINEERS, EXCEPT COMPUTER, - 17-2075	Graph	1 / 0%	\$65,000.00	\$65,000.00	\$65,000.00	\$65,000.00
ELECTRONICS ENGINEERS, EXCEPT COMPUTER, R&D - 17-2076	Graph	1 / 0%	\$60,957.00	\$60,957.00	\$60,957.00	\$60,957.00
ELEMENTARY SCHOOL TEACHERS, EXCEPT SPECIAL ED. - 25-2021	Graph	1 / 0%	\$69,450.00	\$69,450.00	\$69,450.00	\$69,450.00
ENGINEERS, ALL OTHER - 17-2199.99	Graph	1 / 0%	\$70,000.00	\$70,000.00	\$70,000.00	\$70,000.00
ENTERTAINERS AND PERFORMERS, SPORTS AND RELATED WO - 27-2099	Graph	1 / 0%	\$36,000.00	\$36,000.00	\$36,000.00	\$36,000.00
FAMILY AND GENERAL PRACTITIONERS - 29-1062	Graph	1 / 0%	\$210,000.00	\$210,000.00	\$210,000.00	\$210,000.00
FASHION DESIGNERS - 27-1022.00	Graph	1 / 0%	\$42,889.60	\$42,889.60	\$42,889.60	\$42,889.60
FINANCIAL MANAGERS - 11-3031.00	Graph	1 / 0%	\$165,000.00	\$165,000.00	\$165,000.00	\$165,000.00
FINE ARTISTS - 27-1013	Graph	1 / 0%	\$68,000.00	\$68,000.00	\$68,000.00	\$68,000.00
FIRST-LINE SUPERVISORS OF HELPERS, LABORERS, AND - 53-1021	Graph	1 / 0%	\$40,000.00	\$40,000.00	\$40,000.00	\$40,000.00
FIRST-LINE SUPERVISORS OF MECHANICS, INSTALLERS, - 49-1011	Graph	1 / 0%	\$54,080.00	\$54,080.00	\$54,080.00	\$54,080.00
FIRST-LINE SUPERVISORS OF OFFICE AND ADMINISTRATIV - 43-1011	Graph	1 / 0%	\$59,000.00	\$59,000.00	\$59,000.00	\$59,000.00

SOC_NAME - SOC_CODE ▲▼	Graph	Count / % ▲	Mean Wage ▲▼	Median Wage ▲▼	Lowest Wage ▲▼	Highest Wage ▲▼
FIRST-LINE SUPERVISORS OF PERSONAL SERVICE WORKERS - 39-1021	Graph	1 / 0%	\$48,000.16	\$48,000.16	\$48,000.16	\$48,000.16
FIRST-LINE SUPERVISORS OF PRODUCTION AND OPERATING - 51-1011	Graph	1 / 0%	\$37,856.00	\$37,856.00	\$37,856.00	\$37,856.00
FIRST-LINE SUPERVISORS OF RETAIL SALES WORKERS - 41-1011	Graph	1 / 0%	\$41,600.00	\$41,600.00	\$41,600.00	\$41,600.00
FLORAL DESIGNERS - 27-1023	Graph	1 / 0%	\$50,000.00	\$50,000.00	\$50,000.00	\$50,000.00
FOOD SCIENTISTS AND TECHNOLOGISTS - 19-1012.00	Graph	1 / 0%	\$71,218.00	\$71,218.00	\$71,218.00	\$71,218.00
FOREIGN LANGUAGE AND LITERATURE TEACHERS, POSTSECO - 25-1124	Graph	1 / 0%	\$69,000.00	\$69,000.00	\$69,000.00	\$69,000.00
FREIGHT AND CARGO INSPECTORS - 53-6051.08	Graph	1 / 0%	\$51,578.80	\$51,578.80	\$51,578.80	\$51,578.80
GENERAL AND OPERATIONS MANAGERS - 11-1021.00	Graph	1 / 0%	\$72,300.80	\$72,300.80	\$72,300.80	\$72,300.80
GENETIC COUNSELORS - 29-9092	Graph	1 / 0%	\$74,700.00	\$74,700.00	\$74,700.00	\$74,700.00
HUMAN RESOURCES, TRAINING, AND LABOR RELATIONS - 13-1078	Graph	1 / 0%	\$49,000.00	\$49,000.00	\$49,000.00	\$49,000.00
INTERNISTS, GENERAL - 29-1063.00	Graph	1 / 0%	\$270,004.80	\$270,004.80	\$270,004.80	\$270,004.80
LOGISTICIANS - 13-1081.00	Graph	1 / 0%	\$53,081.60	\$53,081.60	\$53,081.60	\$53,081.60
LOGISTICS ANALYSTS - 13-1081	Graph	1 / 0%	\$60,000.00	\$60,000.00	\$60,000.00	\$60,000.00
LOGISTICS ENGINEERS - 13-1081	Graph	1 / 0%	\$53,000.00	\$53,000.00	\$53,000.00	\$53,000.00
MATHEMATICAL SCIENCE OCCUPATIONS, ALL OTHER - 15-2099	Graph	1 / 0%	\$74,049.00	\$74,049.00	\$74,049.00	\$74,049.00
MATHEMATICAL TECHNICIANS - 15-2091	Graph	1 / 0%	\$70,000.00	\$70,000.00	\$70,000.00	\$70,000.00
MECHANICAL ENGINEERS - 17-2144	Graph	1 / 0%	\$97,094.40	\$97,094.40	\$97,094.40	\$97,094.40
MECHANICAL ENGINEERS, NON-R&D - 17-2143	Graph	1 / 0%	\$70,000.00	\$70,000.00	\$70,000.00	\$70,000.00
MEDICAL RECORDS AND HEALTH INFORMATION TECHNICIANS - 29-2071	Graph	1 / 0%	\$41,000.00	\$41,000.00	\$41,000.00	\$41,000.00
MERCHANDISE DISPLAYERS AND WINDOW TRIMMERS - 27-1026	Graph	1 / 0%	\$35,360.00	\$35,360.00	\$35,360.00	\$35,360.00
ORAL AND MAXILLOFACIAL SURGEONS - 29-1022	Graph	1 / 0%	\$97,052.80	\$97,052.80	\$97,052.80	\$97,052.80
PARALEGALS AND LEGAL ASSISTANTS* - 23-2011	Graph	1 / 0%	\$39,520.00	\$39,520.00	\$39,520.00	\$39,520.00
PEDIATRICIAN, GENERAL - 29-1065	Graph	1 / 0%	\$175,000.00	\$175,000.00	\$175,000.00	\$175,000.00
PHARMACY AIDES - 31-9095	Graph	1 / 0%	\$45,000.00	\$45,000.00	\$45,000.00	\$45,000.00
PHYSICAL THERAPISTS - 29-1123.00	Graph	1 / 0%	\$65,166.40	\$65,166.40	\$65,166.40	\$65,166.40
PHYSICIAN AND SURGEONS, ALL OTHER - 29-1069	Graph	1 / 0%	\$214,510.40	\$214,510.40	\$214,510.40	\$214,510.40
PROCUREMENT CLERKS - 43-3061	Graph	1 / 0%	\$31,000.00	\$31,000.00	\$31,000.00	\$31,000.00
PRODUCERS - 27-2012.01	Graph	1 / 0%	\$65,000.00	\$65,000.00	\$65,000.00	\$65,000.00
PUBLIC RELATIONS SPECIALISTS - 27-3031.00	Graph	1 / 0%	\$117,000.00	\$117,000.00	\$117,000.00	\$117,000.00
REAL ESTATE BROKERS - 41-9021	Graph	1 / 0%	\$55,286.00	\$55,286.00	\$55,286.00	\$55,286.00
REHABILITATION COUNSELORS - 21-1015.00	Graph	1 / 0%	\$43,000.00	\$43,000.00	\$43,000.00	\$43,000.00
RESERVATION AND TRANSPORTATION TICKET AGENTS AND - 43-4181	Graph	1 / 0%	\$44,000.00	\$44,000.00	\$44,000.00	\$44,000.00
RESIDENTIAL ADVISORS - 39-9041	Graph	1 / 0%	\$38,064.00	\$38,064.00	\$38,064.00	\$38,064.00
RISK MANAGEMENT SPECIALISTS - 13-2099	Graph	1 / 0%	\$125,000.00	\$125,000.00	\$125,000.00	\$125,000.00
RISK MANAGEMENT SPECIALISTS - 13-2099.02	Graph	1 / 0%	\$65,000.00	\$65,000.00	\$65,000.00	\$65,000.00
SALES ENGINEERS - 41-9031.00	Graph	1 / 0%	\$91,562.00	\$91,562.00	\$91,562.00	\$91,562.00
SALES REPRESENTATIVES OF SERVICES, EXCEPT - 41-3098	Graph	1 / 0%	\$50,000.00	\$50,000.00	\$50,000.00	\$50,000.00

SOC_NAME - SOC_CODE ▲▼	Graph	Count / % ▲	Mean Wage ▲▼	Median Wage ▲▼	Lowest Wage ▲▼	Highest Wage ▲▼
SEARCH MARKETING STRATEGISTS - 15-1199	Graph	1 / 0%	\$60,000.00	\$60,000.00	\$60,000.00	\$60,000.00
SECONDARY SCHOOL TEACHERS, EXCEPT SPECIAL AND - 25-2031.00	Graph	1 / 0%	\$56,949.00	\$56,949.00	\$56,949.00	\$56,949.00
SECURITIES,COMMODITIESFINANCIALSRVCES SALES AGENTS - 41-3031	Graph	1 / 0%	\$157,786.00	\$157,786.00	\$157,786.00	\$157,786.00
SOCIAL SCIENCE RESEARCH ASSISTANTS - 19-4061.00	Graph	1 / 0%	\$55,200.00	\$55,200.00	\$55,200.00	\$55,200.00
SOCIAL SCIENCE TEACHERS, POSTSECONDARY, ALL OTHER - 25-1069	Graph	1 / 0%	\$75,750.00	\$75,750.00	\$75,750.00	\$75,750.00
SOFTWARE DEVELOPERS APPLICATIONS - 15-1132	Graph	1 / 0%	\$92,768.00	\$92,768.00	\$92,768.00	\$92,768.00
SOFTWARE DEVELOPERS, APPLICATION - 15-1132	Graph	1 / 0%	\$95,000.00	\$95,000.00	\$95,000.00	\$95,000.00
SOFTWARE DEVELOPERS, APPLICATIONS - 1-1132	Graph	1 / 0%	\$87,000.00	\$87,000.00	\$87,000.00	\$87,000.00
SOFTWARE DEVELOPERS, APPLICATIONS, NON R & D - 15-1034	Graph	1 / 0%	\$128,534.00	\$128,534.00	\$128,534.00	\$128,534.00
SOFTWARE DEVELOPERS, SYSTEMS SOFTWARE, NON R&D - 15-1036	Graph	1 / 0%	\$51,700.00	\$51,700.00	\$51,700.00	\$51,700.00
SOLAR PHOTOVOLTAIC INSTALLERS - 47-2231	Graph	1 / 0%	\$70,720.00	\$70,720.00	\$70,720.00	\$70,720.00
STATISTICIANS - 15-2041.00	Graph	1 / 0%	\$70,845.00	\$70,845.00	\$70,845.00	\$70,845.00
SURVEY RESEARCHERS - 19-3022.00	Graph	1 / 0%	\$57,699.20	\$57,699.20	\$57,699.20	\$57,699.20
SYSTEMS ADMINISTRATOR - 15-1142	Graph	1 / 0%	\$79,768.00	\$79,768.00	\$79,768.00	\$79,768.00
TAILORS, DRESSMAKERS, AND CUSTOM SEWERS - 51-6052	Graph	1 / 0%	\$20,176.00	\$20,176.00	\$20,176.00	\$20,176.00
TEACHER ASSISTANTS - 25-9041	Graph	1 / 0%	\$40,707.00	\$40,707.00	\$40,707.00	\$40,707.00
TREASURERS AND CONTROLLERS - 11-3031	Graph	1 / 0%	\$146,058.00	\$146,058.00	\$146,058.00	\$146,058.00
VALIDATION ENGINEERS - 17-2199.02	Graph	1 / 0%	\$70,720.00	\$70,720.00	\$70,720.00	\$70,720.00
WEB ADMINISTRATORS - 15-1199.03	Graph	1 / 0%	\$80,000.00	\$80,000.00	\$80,000.00	\$80,000.00

Summary - Worksite Locations

Lat Lng count: 6296

Latitude: 27.970468 Longitude: -82.72427						
Employer Name/Worksite Address	Graph	Count	Mean Wage	Median Wage	Lowest Wage	Highest Wage
GRANDISON MANAGEMENT, INC., 401 FAIRWOOD AVENUE, CLEARWATER, NY (https://www.google.com/maps/place/401%20FAIRWOOD%20AVENUE,CLEARWATER,NY)	Graph	10	\$56,326.40	\$56,326.40	\$56,326.40	\$56,326.40
Totals	Graph	10	\$56,326.40	\$56,326.40	\$56,326.40	\$56,326.40

Latitude: 27.997173 Longitude: -82.380343						
Employer Name/Worksite Address	Graph	Count	Mean Wage	Median Wage	Lowest Wage	Highest Wage
CITIBANK, N.A., 3800 CITIGROUP CENTER DRIVE, TAMPA, NY (https://www.google.com/maps/place/3800%20CITIGROUP%20CENTER%20DRIVE,TAMPA,NY)	Graph	1	\$82,500.00	\$82,500.00	\$82,500.00	\$82,500.00
Totals	Graph	1	\$82,500.00	\$82,500.00	\$82,500.00	\$82,500.00

Latitude: 28.46074 Longitude: -81.45873						
Employer Name/Worksite Address	Graph	Count	Mean Wage	Median Wage	Lowest Wage	Highest Wage
NOVISYNC SOLUTIONS, INC., 7055 S KIRKMAN ROAD, ORLANDO, NY (https://www.google.com/maps/place/7055%20S%20KIRKMAN%20ROAD,ORLANDO,NY)	Graph	1	\$57,637.00	\$57,637.00	\$57,637.00	\$57,637.00

Employer Name/Worksite Address	Graph	Count	Mean Wage	Median Wage	Lowest Wage	Highest Wage
Totals	Graph	1	\$57,637.00	\$57,637.00	\$57,637.00	\$57,637.00

Latitude: 31.953237 Longitude: -95.264726

Employer Name/Worksite Address	Graph	Count	Mean Wage	Median Wage	Lowest Wage	Highest Wage
DENTAL ZONE PLLC, 1311 S JACKSON ST, JACKSONVILLE, TX (https://www.google.com/maps/place/1311%20S%20JACKSON%20ST,JACKSONVILLE,TX)	Graph	1	\$156,000.00	\$156,000.00	\$156,000.00	\$156,000.00
Totals	Graph	1	\$156,000.00	\$156,000.00	\$156,000.00	\$156,000.00

Employer Name/Worksite Address	Graph	Count	Mean Wage	Median Wage	Lowest Wage	Highest Wage
DENTAL ZONE PLLC, 1311 S JACKSON ST, JACKSONVILLE, NY (https://www.google.com/maps/place/1311%20S%20JACKSON%20ST,JACKSONVILLE,NY)	Graph	1	\$156,000.00	\$156,000.00	\$156,000.00	\$156,000.00
Totals	Graph	1	\$156,000.00	\$156,000.00	\$156,000.00	\$156,000.00

Latitude: 32.969235 Longitude: -96.719116

Employer Name/Worksite Address	Graph	Count	Mean Wage	Median Wage	Lowest Wage	Highest Wage
NOVISYNC SOLUTIONS, INC., 1500 GREENVILLE AVENUE, RICHARDSON, NY (https://www.google.com/maps/place/1500%20GREENVILLE%20AVENUE,RICHARDSON,NY)	Graph	1	\$59,592.00	\$59,592.00	\$59,592.00	\$59,592.00
Totals	Graph	1	\$59,592.00	\$59,592.00	\$59,592.00	\$59,592.00

Latitude: 33.667468 Longitude: -111.959859

Employer Name/Worksite Address	Graph	Count	Mean Wage	Median Wage	Lowest Wage	Highest Wage
AMERICAN EXPRESS TRAVEL RELATED SERVICES COMPANY, INC., 18850 N. 56TH ST., PHOENIX, NY (https://www.google.com/maps/place/18850%20N.%2056TH%20ST.,PHOENIX,NY)	Graph	1	\$103,780.00	\$103,780.00	\$103,780.00	\$103,780.00
Totals	Graph	1	\$103,780.00	\$103,780.00	\$103,780.00	\$103,780.00

Latitude: 33.725231 Longitude: -78.936674

Employer Name/Worksite Address	Graph	Count	Mean Wage	Median Wage	Lowest Wage	Highest Wage
3W, LLC, 3071 WACCAMAW BLVD, MYRTLE BEACH, SC (https://www.google.com/maps/place/3071%20WACCAMAW%20BLVD,MYRTLE%20BEACH,SC)	Graph	1	\$37,440.00	\$37,440.00	\$37,440.00	\$37,440.00
Totals	Graph	1	\$37,440.00	\$37,440.00	\$37,440.00	\$37,440.00

Employer Name/Worksite Address	Graph	Count	Mean Wage	Median Wage	Lowest Wage	Highest Wage
3W, LLC, 3071 WACCAMAW BLVD, MYRTLE BEACH, NY (https://www.google.com/maps/place/3071%20WACCAMAW%20BLVD,MYRTLE%20BEACH,NY)	Graph	1	\$37,440.00	\$37,440.00	\$37,440.00	\$37,440.00
Totals	Graph	1	\$37,440.00	\$37,440.00	\$37,440.00	\$37,440.00

Latitude: 33.914261 Longitude: -84.340198

Employer Name/Worksite Address	Graph	Count	Mean Wage	Median Wage	Lowest Wage	Highest Wage
HERMITAGE INFO TECH LLC, 2002 SUMMIT BLVD NE, ATLANTA, NY (https://www.google.com/maps/place/2002%20SUMMIT%20BLVD%20NE,ATLANTA,NY)	Graph	1	\$87,000.00	\$87,000.00	\$87,000.00	\$87,000.00

Employer Name/Worksite Address	Graph	Count	Mean Wage	Median Wage	Lowest Wage	Highest Wage
Totals	Graph	1	\$87,000.00	\$87,000.00	\$87,000.00	\$87,000.00

Latitude: 33.9766 Longitude: -117.899651

Employer Name/Worksite Address	Graph	Count	Mean Wage	Median Wage	Lowest Wage	Highest Wage
ARGUS MERCHANT SERVICES LLC, 17700 CASTLETON ST, CITY OF INDUSTRY, NY (https://www.google.com/maps/place/17700%20CASTLETON%20ST,CITY%20OF%20INDUSTRY,NY)	Graph	2	\$65,520.00	\$65,520.00	\$65,520.00	\$65,520.00
Totals	Graph	2	\$65,520.00	\$65,520.00	\$65,520.00	\$65,520.00

Latitude: 34.030744 Longitude: -118.384684

Employer Name/Worksite Address	Graph	Count	Mean Wage	Median Wage	Lowest Wage	Highest Wage
LURLINE BAY, LLC, 3240 HELMS AVENUE, LOS ANGELES, NY (https://www.google.com/maps/place/3240%20HELMS%20AVENUE,LOS%20ANGELES,NY)	Graph	1	\$120,000.00	\$120,000.00	\$120,000.00	\$120,000.00
Totals	Graph	1	\$120,000.00	\$120,000.00	\$120,000.00	\$120,000.00

Latitude: 34.052913 Longitude: -118.26434

Employer Name/Worksite Address	Graph	Count	Mean Wage	Median Wage	Lowest Wage	Highest Wage
ERNST & YOUNG U.S. LLP, 5 TIMES SQUARE, NEW YORK, NY (https://www.google.com/maps/place/5%20TIMES%20SQUARE,NEW%20YORK,NY)	Graph	1	\$241,500.00	\$241,500.00	\$241,500.00	\$241,500.00
Totals	Graph	1	\$241,500.00	\$241,500.00	\$241,500.00	\$241,500.00

Latitude: 34.177047 Longitude: -118.615455

Employer Name/Worksite Address	Graph	Count	Mean Wage	Median Wage	Lowest Wage	Highest Wage
LAGARDERE SPORTS, 488 MADISON AVENUE, NEW YORK, NY (https://www.google.com/maps/place/488%20MADISON%20AVENUE,NEW%20YORK,NY)	Graph	1	\$45,000.00	\$45,000.00	\$45,000.00	\$45,000.00
Totals	Graph	1	\$45,000.00	\$45,000.00	\$45,000.00	\$45,000.00

Latitude: 34.865406 Longitude: -87.0838

Employer Name/Worksite Address	Graph	Count	Mean Wage	Median Wage	Lowest Wage	Highest Wage
QUANTUM INFOTECH INC., 60 WALL STREET, NEW YORK, NY (https://www.google.com/maps/place/60%20WALL%20STREET,NEW%20YORK,NY)	Graph	1	\$110,000.00	\$110,000.00	\$110,000.00	\$110,000.00
Totals	Graph	1	\$110,000.00	\$110,000.00	\$110,000.00	\$110,000.00

Latitude: 35.043636 Longitude: -85.318356

Employer Name/Worksite Address	Graph	Count	Mean Wage	Median Wage	Lowest Wage	Highest Wage
EMBLEMATIC TECH SOLUTIONS, LLC, 575 5TH AVE, FLR-10, NEW YORK, NY (https://www.google.com/maps/place/575%205TH%20AVE,%20FLR-10,NEW%20YORK,NY)	Graph	1	\$72,000.00	\$72,000.00	\$72,000.00	\$72,000.00
Totals	Graph	1	\$72,000.00	\$72,000.00	\$72,000.00	\$72,000.00

Latitude: 37.394932 Longitude: -122.039151

Employer Name/Employer Address	Graph	Count	Mean Wage	Median Wage	Lowest Wage	Highest Wage
PALMDRIVE, INC., 955 BENECIA AVENUE, SUNNYVALE, CA (https://www.google.com/maps/place/955%20BENECIA%20AVENUE,SUNNYVALE,CA)	Graph	1	\$65,062.40	\$65,062.40	\$65,062.40	\$65,062.40
Totals	Graph	1	\$65,062.40	\$65,062.40	\$65,062.40	\$65,062.40

Employer Name/Worksite Address	Graph	Count	Mean Wage	Median Wage	Lowest Wage	Highest Wage
PALMDRIVE, INC., 955 BENECIA AVENUE, SUNNYVALE, NY (https://www.google.com/maps/place/955%20BENECIA%20AVENUE,SUNNYVALE,NY)	Graph	1	\$65,062.40	\$65,062.40	\$65,062.40	\$65,062.40
Totals	Graph	1	\$65,062.40	\$65,062.40	\$65,062.40	\$65,062.40

Latitude: 37.404984 Longitude: -122.032669

Employer Name/Worksite Address	Graph	Count	Mean Wage	Median Wage	Lowest Wage	Highest Wage
GOOGLE INC, 807 11TH AVENUE, SUNNYVALE, NY (https://www.google.com/maps/place/807%2011TH%20AVENUE,SUNNYVALE,NY)	Graph	1	\$100,000.00	\$100,000.00	\$100,000.00	\$100,000.00
Totals	Graph	1	\$100,000.00	\$100,000.00	\$100,000.00	\$100,000.00

Latitude: 37.417507 Longitude: -122.070394

Employer Name/Worksite Address	Graph	Count	Mean Wage	Median Wage	Lowest Wage	Highest Wage
GOOGLE INC., 76 NINTH AVENUE, NEW YORK, NY (https://www.google.com/maps/place/76%20NINTH%20AVENUE,NEW%20YORK,NY)	Graph	1	\$136,000.00	\$136,000.00	\$136,000.00	\$136,000.00
SAMSUNG RESEARCH AMERICA, INC., 30 W. 26TH STREET, NEW YORK, NY (https://www.google.com/maps/place/30%20W.%2026TH%20STREET,NEW%20YORK,NY)	Graph	1	\$115,000.00	\$115,000.00	\$115,000.00	\$115,000.00
GOOGLE INC., 111 8TH AVENUE, NEW YORK, NY (https://www.google.com/maps/place/111%208TH%20AVENUE,NEW%20YORK,NY)	Graph	2	\$220,500.00	\$136,000.00	\$136,000.00	\$305,000.00
Totals	Graph	4	\$173,000.00	\$136,000.00	\$115,000.00	\$305,000.00

Latitude: 37.787459 Longitude: -122.399211

Employer Name/Employer Address	Graph	Count	Mean Wage	Median Wage	Lowest Wage	Highest Wage
MOVE GUIDES, INC., 118 2ND STREET, SAN FRANCISCO, CA (https://www.google.com/maps/place/118%202ND%20STREET,SAN%20FRANCISCO,CA)	Graph	1	\$170,000.00	\$170,000.00	\$170,000.00	\$170,000.00
Totals	Graph	1	\$170,000.00	\$170,000.00	\$170,000.00	\$170,000.00

Employer Name/Worksite Address	Graph	Count	Mean Wage	Median Wage	Lowest Wage	Highest Wage
MOVE GUIDES, INC., 118 2ND STREET, SAN FRANCISCO, NY (https://www.google.com/maps/place/118%202ND%20STREET,SAN%20FRANCISCO,NY)	Graph	1	\$170,000.00	\$170,000.00	\$170,000.00	\$170,000.00
Totals	Graph	1	\$170,000.00	\$170,000.00	\$170,000.00	\$170,000.00

Latitude: 37.789898 Longitude: -122.393588

Employer Name/Employer Address	Graph	Count	Mean Wage	Median Wage	Lowes Wage
NINTHDECIMAL, 150 POST STREET, SUITE 500, SAN FRANCISCO, CA (https://www.google.com/maps/place/150%20POST%20STREET,%20SUITE%20500,SAN%20FRANCISCO,CA)	Graph	1	\$60,000.00	\$60,000.00	\$60,000.00
SALESFORCE.COM, INC., THE LANDMARK @ 1 MARKET ST., SAN FRANCISCO, CA (https://www.google.com/maps/place/THE%20LANDMARK%20@%201%20MARKET%20ST.,SAN%20FRANCISCO,CA)	Graph	1	\$95,514.00	\$95,514.00	\$95,514.00

Employer Name/Employer Address	Graph	Count	Mean Wage	Median Wage	Lowes Wage
SALESFORCE.COM, INC., THE LANDMARK @ MARKET STREET, SAN FRANCISCO, CA (https://www.google.com/maps/place/THE%20LANDMARK%20@%20MARKET%20STREET,SAN%20FRANCISCO,CA)	Graph	2	\$134,950.00	\$134,950.00	\$134,950.
SALESFORCE.COM, INC., THE LANDMARK AT ONE MARKET ST., SAN FRANCISCO, CA (https://www.google.com/maps/place/THE%20LANDMARK%20AT%20ONE%20MARKET%20ST.,SAN%20FRANCISCO,CA)	Graph	2	\$114,920.00	\$114,920.00	\$114,920.
SALESFORCE.COM INC., THE LANDMARK AT ONE MARKET ST., SAN FRANCISCO, CA (https://www.google.com/maps/place/THE%20LANDMARK%20AT%20ONE%20MARKET%20ST.,SAN%20FRANCISCO,CA)	Graph	29	\$106,352.57	\$95,285.00	\$46,675.(
Totals	Graph	35	\$106,842.24	\$95,514.00	\$46,675.(

Employer Name/Worksite Address	Graph	Count	Mean Wage	Median Wage	Lowest Wage	Highest Wage
SAVI TECHNOLOGIES INC., 1301 6TH AVE, NEW YORK, NY (https://www.google.com/maps/place/1301%206TH%20AVE,NEW%20YORK,NY)	Graph	2	\$65,000.00	\$65,000.00	\$65,000.00	\$65,000.00
Totals	Graph	2	\$65,000.00	\$65,000.00	\$65,000.00	\$65,000.00

Latitude: 37.791172 Longitude: -122.402354

Employer Name/Employer Address	Graph	Count	Mean Wage	Median Wage	Lowest Wage	Highest Wage
POCKET GEMS, INC., 220 MONTGOMERY STREET, SAN FRANCISCO, CA (https://www.google.com/maps/place/220%20MONTGOMERY%20STREET,SAN%20FRANCISCO,CA)	Graph	10	\$85,000.00	\$85,000.00	\$85,000.00	\$85,000.00
Totals	Graph	10	\$85,000.00	\$85,000.00	\$85,000.00	\$85,000.00

Employer Name/Worksite Address	Graph	Count	Mean Wage	Median Wage	Lowest Wage	Highest Wage
POCKET GEMS, INC., 220 MONTGOMERY STREET, SAN FRANCISCO, NY (https://www.google.com/maps/place/220%20MONTGOMERY%20STREET,SAN%20FRANCISCO,NY)	Graph	10	\$85,000.00	\$85,000.00	\$85,000.00	\$85,000.00
Totals	Graph	10	\$85,000.00	\$85,000.00	\$85,000.00	\$85,000.00

Latitude: 37.796752 Longitude: -122.403633

Employer Name/Employer Address	Graph	Count	Mean Wage	Median Wage	Lowest Wage	Highest Wage
WINTON CAPITAL US LLC, 807 MONTGOMERY STREET, SAN FRANCISCO, CA (https://www.google.com/maps/place/807%20MONTGOMERY%20STREET,SAN%20FRANCISCO,CA)	Graph	2	\$64,000.00	\$64,000.00	\$64,000.00	\$64,000.00
Totals	Graph	2	\$64,000.00	\$64,000.00	\$64,000.00	\$64,000.00

Employer Name/Worksite Address	Graph	Count	Mean Wage	Median Wage	Lowest Wage	Highest Wage
WINTON CAPITAL US LLC, 807 MONTGOMERY STREET, SAN FRANCISCO, NY (https://www.google.com/maps/place/807%20MONTGOMERY%20STREET,SAN%20FRANCISCO,NY)	Graph	2	\$64,000.00	\$64,000.00	\$64,000.00	\$64,000.00
Totals	Graph	2	\$64,000.00	\$64,000.00	\$64,000.00	\$64,000.00

Latitude: 37.808765 Longitude: -122.269157

Employer Name/Worksite Address	Graph	Count	Mean Wage	Median Wage	Lowest Wage	Highest Wage
ESYSTEMS, INC., DEPT OF INDUSTRIAL RELATIONS, OAKLAND, NY (https://www.google.com/maps/place/DEPT%20OF%20INDUSTRIAL%20RELATIONS,OAKLAND,NY)	Graph	2	\$80,000.00	\$60,000.00	\$60,000.00	\$100,000.00
Totals	Graph	2	\$80,000.00	\$60,000.00	\$60,000.00	\$100,000.00

Latitude: 38.089115 Longitude: -85.654831

Employer Name/Worksite Address	Graph	Count	Mean Wage	Median Wage	Lowest Wage	Highest Wage
APLOMB TECHNOLOGIES INC, 75 9TH AVENUE, NEW YORK, NY (https://www.google.com/maps/place/75%209TH%20AVENUE,NEW%20YORK,NY)	Graph	1	\$60,000.00	\$60,000.00	\$60,000.00	\$60,000.00
Totals	Graph	1	\$60,000.00	\$60,000.00	\$60,000.00	\$60,000.00

Latitude: 38.751295 Longitude: -90.72963

Employer Name/Worksite Address	Graph	Count	Mean Wage	Median Wage	Lowest Wage	Highest Wage
MASTERCARD INTERNATIONAL INCORPORATED, 114 FIFTH AVENUE, NEW YORK, NY (https://www.google.com/maps/place/114%20FIFTH%20AVENUE,NEW%20YORK,NY)	Graph	1	\$141,400.00	\$141,400.00	\$141,400.00	\$141,400.00
Totals	Graph	1	\$141,400.00	\$141,400.00	\$141,400.00	\$141,400.00

Latitude: 39.105578 Longitude: -77.196901

Employer Name/Worksite Address	Graph	Count	Mean Wage	Median Wage	Lowest Wage	Highest Wage
HALLMARK GLOBAL TECHNOLOGIES INC, 9513 KEY WEST AVENUE, ROCKVILLE, NY (https://www.google.com/maps/place/9513%20KEY%20WEST%20AVENUE,ROCKVILLE,NY)	Graph	1	\$90,000.00	\$90,000.00	\$90,000.00	\$90,000.00
Totals	Graph	1	\$90,000.00	\$90,000.00	\$90,000.00	\$90,000.00

Latitude: 39.219636 Longitude: -86.589668

Employer Name/Worksite Address	Graph	Count	Mean Wage	Median Wage	Lowest Wage	Highest Wage
VASTEK, INC., 7601 NORTHLAND DR N, BROOKLYN, NY (https://www.google.com/maps/place/7601%20NORTHLAND%20DR%20N,BROOKLYN,NY)	Graph	1	\$60,000.00	\$60,000.00	\$60,000.00	\$60,000.00
Totals	Graph	1	\$60,000.00	\$60,000.00	\$60,000.00	\$60,000.00

Latitude: 39.953764 Longitude: -75.166864

Employer Name/Worksite Address	Graph	Count	Mean Wage	Median Wage	Lowest Wage
ELSEVIER, INC., 1600 JOHN F. KENNEDY BOULEVARD, PHILADELPHIA, NY (https://www.google.com/maps/place/1600%20JOHN%20F.%20%20KENNEDY%20BOULEVARD,PHILADELPHIA,NY)	Graph	1	\$134,000.00	\$134,000.00	\$134,000.00
Totals	Graph	1	\$134,000.00	\$134,000.00	\$134,000.00

Latitude: 39.966347 Longitude: -83.012794

Employer Name/Worksite Address	Graph	Count	Mean Wage	Median Wage	Lowest Wage	Highest Wage
PEOPLETOMYSITE.COM LLC, 32 UNION SQUARE EAST, NEW YORK, NY (https://www.google.com/maps/place/32%20UNION%20SQUARE%20EAST,NEW%20YORK,NY)	Graph	1	\$50,000.00	\$50,000.00	\$50,000.00	\$50,000.00
Totals	Graph	1	\$50,000.00	\$50,000.00	\$50,000.00	\$50,000.00

Latitude: 40.015846 Longitude: -82.800105

Employer Name/Worksite Address	Graph	Count	Mean Wage	Median Wage	Lowest Wage	Highest Wage
MCGRAW-HILL GLOBAL EDUCATION, LLC, 2 PENN PLAZA, NEW YORK, NY (https://www.google.com/maps/place/2%20PENN%20PLAZA,NEW%20YORK,NY)	Graph	1	\$95,000.00	\$95,000.00	\$95,000.00	\$95,000.00
Totals	Graph	1	\$95,000.00	\$95,000.00	\$95,000.00	\$95,000.00

Latitude: 40.070399 Longitude: -75.422982

Employer Name/Employer Address	Graph	Count	Mean Wage	Median Wage	Lowest Wage	Highest Wage
SOFTWARE MERCHANT, INC., 487 DEVON PARK DRIVE, WAYNE, PA (https://www.google.com/maps/place/487%20DEVON%20PARK%20DRIVE,WAYNE,PA)	Graph	2	\$91,000.00	\$91,000.00	\$91,000.00	\$91,000.00
Totals	Graph	2	\$91,000.00	\$91,000.00	\$91,000.00	\$91,000.00

Employer Name/Worksite Address	Graph	Count	Mean Wage	Median Wage	Lowest Wage	Highest Wage
SOFTWARE MERCHANT, INC., 487 DEVON PARK DRIVE, WAYNE, NY (https://www.google.com/maps/place/487%20DEVON%20PARK%20DRIVE,WAYNE,NY)	Graph	2	\$91,000.00	\$91,000.00	\$91,000.00	\$91,000.00
Totals	Graph	2	\$91,000.00	\$91,000.00	\$91,000.00	\$91,000.00

Latitude: 40.281051 Longitude: -74.617556

Employer Name/Worksite Address	Graph	Count	Mean Wage
MALVI SYSTEMS LLC, MAIAPP EDEN MANAGEMENT, 2ND FLR, 37 STATION DR, PRINCETON JUNCTION, NY (https://www.google.com/maps/place/MAIAPP%20EDEN%20MANAGEMENT,%202ND%20FLR,%2037%20STATION%20DR,PRINCETON%20JUNCTION,NY)	Graph	10	\$63,35
Totals	Graph	10	\$63,35

Latitude: 40.363305 Longitude: -74.65564

Employer Name/Employer Address	Graph	Count	Mean Wage	Median Wage	Lowest Wage	Highest Wage
EISH TECHNOLOGIES INC, 16 VILLAGEBLVD SUITE 200, PRINCETON, NJ (https://www.google.com/maps/place/16%20VILLAGEBLVD%20SUITE%20200,PRINCETON,NJ)	Graph	1	\$65,000.00	\$65,000.00	\$65,000.00	\$65,000.00
Totals	Graph	1	\$65,000.00	\$65,000.00	\$65,000.00	\$65,000.00

Employer Name/Worksite Address	Graph	Count	Mean Wage	Median Wage	Lowest Wage	Highest Wage
SYSTEM EDGE (USA) LLC, 44 HOLLAND AVENUE, ALBANY, NY (https://www.google.com/maps/place/44%20HOLLAND%20AVENUE,ALBANY,NY)	Graph	1	\$70,000.00	\$70,000.00	\$70,000.00	\$70,000.00
Totals	Graph	1	\$70,000.00	\$70,000.00	\$70,000.00	\$70,000.00

Latitude: 40.393486 Longitude: -74.641697

Employer Name/Worksite Address	Graph	Count	Mean Wage	Median Wage	Lowest Wage	Highest Wage
PIVOTAL SOFTWARE, INC., 111 CASTLETON RD, PRINCETON, NY (https://www.google.com/maps/place/111%20CASTLETON%20RD,PRINCETON,NY)	Graph	1	\$132,600.00	\$132,600.00	\$132,600.00	\$132,600.00
Totals	Graph	1	\$132,600.00	\$132,600.00	\$132,600.00	\$132,600.00

Latitude: 40.469383 Longitude: -74.408576

Employer Name/Worksite Address	Graph	Count	Mean Wage	Median Wage	Lowest Wage	Highest Wage
ICONMA, LLC, 197 STATE ROUTE 18, EAST BRUNSWICK, NY (https://www.google.com/maps/place/197%20STATE%20ROUTE%2018,EAST%20BRUNSWICK,NY)	Graph	1	\$50,000.00	\$50,000.00	\$50,000.00	\$50,000.00
Totals	Graph	1	\$50,000.00	\$50,000.00	\$50,000.00	\$50,000.00

Latitude: 40.502238 Longitude: -85.400001

Employer Name/Worksite Address	Graph	Count	Mean Wage	Median Wage	Lowest Wage	Highest Wage
HEXAWARE TECHNOLOGIES, INC., GE, 1 RIVER ROAD BUILDING 5 E, SCHENECTADY, NY (https://www.google.com/maps/place/GE,%201%20RIVER%20ROAD%20BUILDING%205%20E,SCHENECTADY,NY)	Graph	1	\$72,600.00	\$72,600.00	\$72,600.00	\$72,600.00
HEXAWARE TECHNOLOGIES, INC., GE, 1 RIVER ROAD, BUILDING 5 E, SCHENECTADY, NY (https://www.google.com/maps/place/GE,%201%20RIVER%20ROAD,%20BUILDING%205%20E,SCHENECTADY,NY)	Graph	1	\$72,600.00	\$72,600.00	\$72,600.00	\$72,600.00
HEXAWARE TECHNOLOGIES, INC., GE, 1 RIVER ROAD, SCHENECTADY, NY (https://www.google.com/maps/place/GE,%201%20RIVER%20ROAD,SCHENECTADY,NY)	Graph	1	\$66,500.00	\$66,500.00	\$66,500.00	\$66,500.00
SDG CORPORATION, BUILDING 5, EAST 1 RIVER ROAD,, SCHENECTADY, NY (https://www.google.com/maps/place/BUILDING%205,%20%20EAST%201%20RIVER%20ROAD,,SCHENECTADY,NY)	Graph	1	\$90,000.00	\$90,000.00	\$90,000.00	\$90,000.00
TECH MAHINDRA (AMERICAS), INC., 1 RIVER ROAD BLDG 53, SCHENECTADY, NY (https://www.google.com/maps/place/1%20RIVER%20ROAD%20BLDG%2053,SCHENECTADY,NY)	Graph	1	\$76,516.00	\$76,516.00	\$76,516.00	\$76,516.00
TECH MAHINDRA (AMERICAS),INC., 1 RIVER ROAD, BLDG-43, 1 RIVER ROAD, BLDG-43, NY (https://www.google.com/maps/place/1%20RIVER%20ROAD,%20BLDG-43,1%20RIVER%20ROAD,%20BLDG-43,NY)	Graph	1	\$80,900.00	\$80,900.00	\$80,900.00	\$80,900.00
UST GLOBAL INC., 2690 BALLTOWN ROAD BUILDING 610, SCHENECTADY, NY (https://www.google.com/maps/place/2690%20BALLTOWN%20ROAD%20BUILDING%20610,SCHENECTADY,NY)	Graph	1	\$58,000.00	\$58,000.00	\$58,000.00	\$58,000.00
HEXAWARE TECHNOLOGIES, INC., GE, SCHENECTADY, NY (https://www.google.com/maps/place/GE,SCHENECTADY,NY)	Graph	2	\$71,740.00	\$66,250.00	\$66,250.00	\$77,000.00
HEXAWARE TECHNOLOGIES, INC., GENERAL ELECTRIC, 1 RIVER ROAD, SCHENECTADY, NY (https://www.google.com/maps/place/GENERAL%20ELECTRIC,%201%20RIVER%20ROAD,SCHENECTADY,NY)	Graph	2	\$72,495.00	\$68,680.00	\$68,680.00	\$76,000.00
TECH MAHINDRA (AMERICAS),INC., 1 RIVER ROAD,BLDG-43, SCHENECTADY, NY (https://www.google.com/maps/place/1%20RIVER%20ROAD,BLDG-43,SCHENECTADY,NY)	Graph	3	\$66,525.33	\$67,870.00	\$63,440.00	\$68,000.00
HEXAWARE TECHNOLOGIES, INC., GENERAL ELECTRIC COMPANY, SCHENECTADY, NY (https://www.google.com/maps/place/GENERAL%20ELECTRIC%20COMPANY,SCHENECTADY,NY)	Graph	6	\$65,300.00	\$66,000.00	\$60,600.00	\$72,000.00
TECH MAHINDRA (AMERICAS),INC., 1 RIVER ROAD, BLDG 43, SCHENECTADY, NY (https://www.google.com/maps/place/1%20RIVER%20ROAD,%20BLDG%2043,SCHENECTADY,NY)	Graph	6	\$67,593.33	\$68,266.00	\$66,248.00	\$68,000.00
TECH MAHINDRA (AMERICAS),INC., 1 RIVER ROAD, SCHENECTADY, NY (https://www.google.com/maps/place/1%20RIVER%20ROAD,SCHENECTADY,NY)	Graph	7	\$79,700.00	\$84,511.00	\$66,248.00	\$90,000.00
TECH MAHINDRA (AMERICAS),INC., 1 RIVER ROAD, BLDG-43, SCHENECTADY, NY (https://www.google.com/maps/place/1%20RIVER%20ROAD,%20BLDG-43,SCHENECTADY,NY)	Graph	51	\$70,988.14	\$68,266.00	\$65,541.00	\$85,000.00
Totals	Graph	84	\$71,200.20	\$68,266.00	\$58,000.00	\$90,000.00

Latitude: 40.509046 Longitude: -75.385924

Employer Name/Worksite Address	Graph	Count	Mean Wage	Median Wage	Lowest Wage	Highest Wage
NAGARRO, INC., 150 WILLIAM STREET, NEW YORK, NY (https://www.google.com/maps/place/150%20WILLIAM%20STREET,NEW%20YORK,NY)	Graph	1	\$75,000.00	\$75,000.00	\$75,000.00	\$75,000.00
Totals	Graph	1	\$75,000.00	\$75,000.00	\$75,000.00	\$75,000.00

Latitude: 40.535377 Longitude: -74.217954

Employer Name/Worksite Address	Graph	Count	Mean Wage	Median Wage	Lowest Wage	Highest Wage
PANALPINA, INC., 87 MARVIN ROAD, STATEN ISLAND, NY (https://www.google.com/maps/place/87%20MARVIN%20ROAD,STATEN%20ISLAND,NY)	Graph	1	\$95,000.00	\$95,000.00	\$95,000.00	\$95,000.00
Totals	Graph	1	\$95,000.00	\$95,000.00	\$95,000.00	\$95,000.00

Latitude: 40.535672 Longitude: -74.152476

Employer Name/Worksite Address	Graph	Count	Mean Wage	Median Wage	Lowest Wage	Highest Wage
DESO CONSULTING LLC, 4299 HYLAN BLVD., STATEN ISLAND, NY (https://www.google.com/maps/place/4299%20HYLAN%20BLVD.,STATEN%20ISLAND,NY)	Graph	1	\$82,388.80	\$82,388.80	\$82,388.80	\$82,388.80
Totals	Graph	1	\$82,388.80	\$82,388.80	\$82,388.80	\$82,388.80

Latitude: 40.539312 Longitude: -74.242954

Employer Name/Employer Address	Graph	Count	Mean Wage	Median Wage	Lowest Wage	Highest Wage
NEW YORK CONCRETE CORPORATION, 708 SHARROTT'S ROAD, STATEN ISLAND, NY (https://www.google.com/maps/place/708%20SHARROTT'S%20ROAD,STATEN%20ISLAND,NY)	Graph	1	\$60,000.00	\$60,000.00	\$60,000.00	\$60,000.00
Totals	Graph	1	\$60,000.00	\$60,000.00	\$60,000.00	\$60,000.00

Employer Name/Worksite Address	Graph	Count	Mean Wage	Median Wage	Lowest Wage	Highest Wage
NEW YORK CONCRETE CORPORATION, 708 SHARROTT'S ROAD, STATEN ISLAND, NY (https://www.google.com/maps/place/708%20SHARROTT'S%20ROAD,STATEN%20ISLAND,NY)	Graph	1	\$60,000.00	\$60,000.00	\$60,000.00	\$60,000.00
Totals	Graph	1	\$60,000.00	\$60,000.00	\$60,000.00	\$60,000.00

Latitude: 40.558371 Longitude: -74.338046

Employer Name/Employer Address	Graph	Count	Mean Wage	Median Wage	Lowest Wage	Highest Wage
PIONEER DATA SYSTEMS, INC., 379 THORNALL STREET, EDISON, NJ (https://www.google.com/maps/place/379%20THORNALL%20STREET,EDISON,NJ)	Graph	1	\$90,000.00	\$90,000.00	\$90,000.00	\$90,000.00
TSR CONSULTING SERVICES, INC., 379 THORNALL STREET, EDISON, NJ (https://www.google.com/maps/place/379%20THORNALL%20STREET,EDISON,NJ)	Graph	2	\$133,610.00	\$108,820.00	\$108,820.00	\$158,400.00
SYSTIME COMPUTER CORPORATION, 379 THORNALL STREET, EDISON, NJ (https://www.google.com/maps/place/379%20THORNALL%20STREET,EDISON,NJ)	Graph	7	\$89,463.43	\$86,300.00	\$68,180.00	\$136,365.00
Totals	Graph	10	\$98,346.40	\$90,000.00	\$68,180.00	\$158,400.00

Employer Name/Worksite Address	Graph	Count	Mean Wage	Median Wage	Lowest Wage	Highest Wage
HUDSON DATA, LLC., 379 THORNALL STREET, EDISON, NY (https://www.google.com/maps/place/379%20THORNALL%20STREET,EDISON,NY)	Graph	1	\$65,000.00	\$65,000.00	\$65,000.00	\$65,000.00
Totals	Graph	1	\$65,000.00	\$65,000.00	\$65,000.00	\$65,000.00

Latitude: 40.559084 Longitude: -73.907214

Employer Name/Worksite Address	Graph	Count	Mean Wage	Median Wage	Lowest Wage	Highest Wage
MALBRO INC, 213-12 ROCKAWAY POINT BLVD., NEW YORK, NY (https://www.google.com/maps/place/213-12%20ROCKAWAY%20POINT%20BLVD.,NEW%20YORK,NY)	Graph	1	\$72,800.00	\$72,800.00	\$72,800.00	\$72,800.00
Totals	Graph	1	\$72,800.00	\$72,800.00	\$72,800.00	\$72,800.00

Latitude: 40.569676 Longitude: -74.317029

Employer Name/Employer Address	Graph	Count	Mean Wage	Median Wage	Lowest Wage	Highest Wage
PRUTECH SOLUTIONS, INC., 555 U.S. HIGHWAY ONE SOUTH, ISELIN, NJ (https://www.google.com/maps/place/555%20U.S.%20HIGHWAY%20ONE%20SOUTH,ISELIN,NJ)	Graph	2	\$124,425.50	\$118,851.00	\$118,851.00	\$130,000.00
RLGH LLC, AUSTIN AVE, ISELIN, NJ (https://www.google.com/maps/place/AUSTIN%20AVE,ISELIN,NJ)	Graph	2	\$61,000.00	\$60,000.00	\$60,000.00	\$62,000.00
Totals	Graph	4	\$92,712.75	\$62,000.00	\$60,000.00	\$130,000.00

Employer Name/Worksite Address	Graph	Count	Mean Wage	Median Wage	Lowest Wage	Highest Wage
ALLTECH CONSULTING SERVICES, INC, 485 RT. 1 SOUTH, ISELIN, NY (https://www.google.com/maps/place/485%20RT.%201%20SOUTH,ISELIN,NY)	Graph	1	\$111,404.80	\$111,404.80	\$111,404.80	\$111,404.80
Totals	Graph	1	\$111,404.80	\$111,404.80	\$111,404.80	\$111,404.80

Latitude: 40.570912 Longitude: -74.323607

Employer Name/Employer Address	Graph	Count	Mean Wage	Median Wage	Lowest Wage	Highest Wage
AZHAVAS INC, 200 MIDDLESEX ESSEX TURNPIKE, ISELIN, NJ (https://www.google.com/maps/place/200%20MIDDLESEX%20ESSEX%20TURNPIKE,ISELIN,NJ)	Graph	1	\$93,100.00	\$93,100.00	\$93,100.00	\$93,100.00
INVICTUS INFOTECH LLC, 200 MIDDLESEX TURNPIKE, ISELIN, NJ (https://www.google.com/maps/place/200%20MIDDLESEX%20TURNPIKE,ISELIN,NJ)	Graph	1	\$60,000.00	\$60,000.00	\$60,000.00	\$60,000.00
VERIA LIFESTYLE, INC., 200 MIDDLESEX ESSEX TURNPIKE, ISELIN, NJ (https://www.google.com/maps/place/200%20MIDDLESEX%20ESSEX%20TURNPIKE,ISELIN,NJ)	Graph	1	\$80,500.00	\$80,500.00	\$80,500.00	\$80,500.00
CLOUTICS CODERS INC, 200 MIDDLESEX-ESSEX TURNPIKE, ISELIN, NJ (https://www.google.com/maps/place/200%20MIDDLESEX-ESSEX%20TURNPIKE,ISELIN,NJ)	Graph	2	\$68,000.00	\$60,000.00	\$60,000.00	\$76,000.00
SRS TEKSOFT INC., 200 MIDDLESEX ESSEX TURNPIKE, ISELIN, NJ (https://www.google.com/maps/place/200%20MIDDLESEX%20ESSEX%20TURNPIKE,ISELIN,NJ)	Graph	2	\$88,597.50	\$75,795.00	\$75,795.00	\$101,400.00
IFLOWSOFT SOLUTIONS INC, 200 MIDDLESEX ESSEX TPK, ISELIN, NJ (https://www.google.com/maps/place/200%20MIDDLESEX%20ESSEX%20TPK,ISELIN,NJ)	Graph	3	\$74,666.67	\$72,000.00	\$72,000.00	\$80,000.00
PARAM HEALTHCARE & IT SERVICES, INC, 200 MIDDLESEX ESSEX TPK, ISELIN, NJ (https://www.google.com/maps/place/200%20MIDDLESEX%20ESSEX%20TPK,ISELIN,NJ)	Graph	3	\$68,196.13	\$55,910.40	\$55,910.00	\$92,768.00
I28 TECHNOLOGIES CORPORATION, 200 MIDDLESEX ESSEX TPKE, ISELIN, NJ (https://www.google.com/maps/place/200%20MIDDLESEX%20ESSEX%20TPKE,ISELIN,NJ)	Graph	5	\$66,600.00	\$65,000.00	\$60,000.00	\$76,000.00
GLOBALTEK SYSTEMS LLC, 200 MIDDLESEX ESSEX TPKE, SUITE 100, ISELIN, NJ (https://www.google.com/maps/place/200%20MIDDLESEX%20ESSEX%20TPKE,%20SUITE%20100,ISELIN,NJ)	Graph	9	\$68,966.67	\$70,500.00	\$54,000.00	\$86,700.00
VST CONSULTING INC, 200 MIDDLESEX ESSEX TPKE, ISELIN, NJ (https://www.google.com/maps/place/200%20MIDDLESEX%20ESSEX%20TPKE,ISELIN,NJ)	Graph	9	\$69,688.89	\$72,000.00	\$54,000.00	\$85,000.00
PARAM CONSULTING SERVICES, INC, 200 MIDDLESEX ESSEX TPK, ISELIN, NJ (https://www.google.com/maps/place/200%20MIDDLESEX%20ESSEX%20TPK,ISELIN,NJ)	Graph	18	\$64,967.33	\$60,000.00	\$55,910.00	\$92,768.00
Totals	Graph	54	\$68,994.36	\$66,500.00	\$54,000.00	\$101,400.00

Employer Name/Worksite Address	Graph	Count	Mean Wage	Median Wage	Lowest Wage	Highest Wage
CLOUTICS CODERS INC, 200 MIDDLESEX-ESSEX TURNPIKE, ISELIN, NY (https://www.google.com/maps/place/200%20MIDDLESEX-ESSEX%20TURNPIKE,ISELIN,NY)	Graph	1	\$76,000.00	\$76,000.00	\$76,000.00	\$76,000.00
Totals	Graph	1	\$76,000.00	\$76,000.00	\$76,000.00	\$76,000.00

Latitude: 40.573037 Longitude: -73.990546

Employer Name/Worksite Address	Graph	Count	Mean Wage	Median Wage	Lowest Wage	Highest Wage
UNIVERSAL MEDICAL RECORDS INFORMATION NETWORK CORP, 3035 WEST 24TH STREET, BROOKLYN, NY (https://www.google.com/maps/place/3035%20WEST%2024TH%20STREET,BROOKLYN,NY)	Graph	3	\$78,644.80	\$75,836.80	\$75,836.80	\$84,260.80
Totals	Graph	3	\$78,644.80	\$75,836.80	\$75,836.80	\$84,260.80

Latitude: 40.574797 Longitude: -74.415307

Employer Name/Employer Address	Graph	Count	Mean Wage	Median Wage	Lowest Wage	Highest Wage
GLOBAL INFORMATION TECHNOLOGY, INC., SUITE # 101, SOUTHFIELD CENTER, SOUTH PLAINFIELD, NJ (https://www.google.com/maps/place/SUITE%20#%20101,%20SOUTHFIELD%20CENTER,SOUTH%20PLAINFIELD,NJ)	Graph	1	\$60,000.00	\$60,000.00	\$60,000.00	\$60,000.00
Totals	Graph	1	\$60,000.00	\$60,000.00	\$60,000.00	\$60,000.00

Employer Name/Worksite Address	Graph	Count	Mean Wage	Median Wage	Lowest Wage	Highest Wage
TRISYNC TECHNOLOGIES INC., 14 WALL STREET, NEW YORK, NY (https://www.google.com/maps/place/14%20WALL%20STREET,NEW%20YORK,NY)	Graph	1	\$75,000.00	\$75,000.00	\$75,000.00	\$75,000.00
Totals	Graph	1	\$75,000.00	\$75,000.00	\$75,000.00	\$75,000.00

Latitude: 40.575781 Longitude: -73.841028

Employer Name/Employer Address	Graph	Count	Mean Wage	Median Wage	Lowest Wage	Highest Wage
OCEAN FRONT DAY CARE LLC, 115-02 OCEAN PROMENADE, ROCKAWAY BEACH, NY (https://www.google.com/maps/place/115-02%20OCEAN%20PROMENADE,ROCKAWAY%20BEACH,NY)	Graph	1	\$41,600.00	\$41,600.00	\$41,600.00	\$41,600.00
Totals	Graph	1	\$41,600.00	\$41,600.00	\$41,600.00	\$41,600.00

Employer Name/Worksite Address	Graph	Count	Mean Wage	Median Wage	Lowest Wage	Highest Wage
OCEAN FRONT DAY CARE LLC, 115-02 OCEAN PROMENADE, ROCKAWAY PARK, NY (https://www.google.com/maps/place/115-02%20OCEAN%20PROMENADE,ROCKAWAY%20PARK,NY)	Graph	1	\$41,600.00	\$41,600.00	\$41,600.00	\$41,600.00
Totals	Graph	1	\$41,600.00	\$41,600.00	\$41,600.00	\$41,600.00

Latitude: 40.576543 Longitude: -73.984926

Employer Name/Employer Address	Graph	Count	Mean Wage	Median Wage	Lowest Wage	Highest Wage
BALAJI II PHARMACY, INC, 1708 MERMAID AVENUE, BROOKLYN, NY (https://www.google.com/maps/place/1708%20MERMAID%20AVENUE,BROOKLYN,NY)	Graph	1	\$50,939.20	\$50,939.20	\$50,939.20	\$50,939.20
Totals	Graph	1	\$50,939.20	\$50,939.20	\$50,939.20	\$50,939.20

Employer Name/Worksite Address	Graph	Count	Mean Wage	Median Wage	Lowest Wage	Highest Wage
BALAJI II PHARMACY, INC, 1708 MERMAID AVENUE, BROOKLYN, NY (https://www.google.com/maps/place/1708%20MERMAID%20AVENUE,BROOKLYN,NY)	Graph	1	\$50,939.20	\$50,939.20	\$50,939.20	\$50,939.20
Totals	Graph	1	\$50,939.20	\$50,939.20	\$50,939.20	\$50,939.20

Latitude: 40.576693 Longitude: -73.988691

Employer Name/Worksite Address	Graph	Count	Mean Wage	Median Wage	Lowest Wage	Highest Wage
GRANDISON MANAGEMENT, INC., 3035 WEST 24 STREET, BROOKLYN, NY (https://www.google.com/maps/place/3035%20WEST%2024%20STREET,BROOKLYN,NY)	Graph	10	\$65,748.80	\$65,748.80	\$65,748.80	\$65,748.80
Totals	Graph	10	\$65,748.80	\$65,748.80	\$65,748.80	\$65,748.80

Latitude: 40.578736 Longitude: -73.960386

Employer Name/Employer Address	Graph	Count	Mean Wage	Median Wage	Lowest Wage	Highest Wage
JOY CARE PT, PLLC, 3063 BRIGHTON 8TH ST, BROOKLYN, NY (https://www.google.com/maps/place/3063%20BRIGHTON%208TH%20ST,BROOKLYN,NY)	Graph	1	\$27,040.00	\$27,040.00	\$27,040.00	\$27,040.00
Totals	Graph	1	\$27,040.00	\$27,040.00	\$27,040.00	\$27,040.00

Employer Name/Worksite Address	Graph	Count	Mean Wage	Median Wage	Lowest Wage	Highest Wage
JOY CARE PT, PLLC, 3063 BRIGHTON 8TH ST, BROOKLYN, NY (https://www.google.com/maps/place/3063%20BRIGHTON%208TH%20ST,BROOKLYN,NY)	Graph	1	\$27,040.00	\$27,040.00	\$27,040.00	\$27,040.00
Totals	Graph	1	\$27,040.00	\$27,040.00	\$27,040.00	\$27,040.00

Latitude: 40.578939 Longitude: -73.990554

Employer Name/Employer Address	Graph	Count	Mean Wage	Median Wage	Lowest Wage	Highest Wage
DISCOVER GROUP INC., 2741 W 23RD STREET, BROOKLYN, NY (https://www.google.com/maps/place/2741%20W%2023RD%20STREET,BROOKLYN,NY)	Graph	1	\$78,000.00	\$78,000.00	\$78,000.00	\$78,000.00
Totals	Graph	1	\$78,000.00	\$78,000.00	\$78,000.00	\$78,000.00

Employer Name/Worksite Address	Graph	Count	Mean Wage	Median Wage	Lowest Wage	Highest Wage
DISCOVER GROUP INC., 2741 W 23RD STREET, BROOKLYN, NY (https://www.google.com/maps/place/2741%20W%2023RD%20STREET,BROOKLYN,NY)	Graph	1	\$78,000.00	\$78,000.00	\$78,000.00	\$78,000.00
Totals	Graph	1	\$78,000.00	\$78,000.00	\$78,000.00	\$78,000.00

Latitude: 40.579054 Longitude: -73.833636

Employer Name/Employer Address	Graph	Count	Mean Wage	Median Wage	Lowest Wage	Highest Wage
OPOP LLC, 140 BEACH 113TH STREET, ROCKAWAY PARK, NY (https://www.google.com/maps/place/140%20BEACH%20113TH%20STREET,ROCKAWAY%20PARK,NY)	Graph	1	\$82,389.00	\$82,389.00	\$82,389.00	\$82,389.00
Totals	Graph	1	\$82,389.00	\$82,389.00	\$82,389.00	\$82,389.00

Employer Name/Worksite Address	Graph	Count	Mean Wage	Median Wage	Lowest Wage	Highest Wage
OPOP LLC, 140 BEACH 113TH STREET, ROCKAWAY PARK, NY (https://www.google.com/maps/place/140%20BEACH%20113TH%20STREET,ROCKAWAY%20PARK,NY)	Graph	1	\$82,389.00	\$82,389.00	\$82,389.00	\$82,389.00
Totals	Graph	1	\$82,389.00	\$82,389.00	\$82,389.00	\$82,389.00

Latitude: 40.580762 Longitude: -74.080575

Employer Name/Worksite Address	Graph	Count	Mean Wage	Median Wage	Lowest Wage	Highest Wage
DACK CONSULTING, 777 SEAVIEW AVE, STATEN ISLAND, NY (https://www.google.com/maps/place/777%20SEAVIEW%20AVE,STATEN%20ISLAND,NY)	Graph	1	\$85,000.00	\$85,000.00	\$85,000.00	\$85,000.00
Totals	Graph	1	\$85,000.00	\$85,000.00	\$85,000.00	\$85,000.00

Latitude: 40.580778 Longitude: -73.959789

Employer Name/Worksite Address	Graph	Count	Mean Wage	Median Wage	Lowest Wage	Highest Wage
TOP REHAB, INC., 3099 CONEY ISLAND AVE, BROOKLYN, NY (https://www.google.com/maps/place/3099%20CONEY%20ISLAND%20AVE,BROOKLYN,NY)	Graph	1	\$47,632.00	\$47,632.00	\$47,632.00	\$47,632.00
TOP REHAB, INC., 3099 CONEY ISLAND AVENUE, BROOKLYN, NY (https://www.google.com/maps/place/3099%20CONEY%20ISLAND%20AVENUE,BROOKLYN,NY)	Graph	2	\$57,000.00	\$48,000.00	\$48,000.00	\$66,000.00
Totals	Graph	3	\$53,877.33	\$48,000.00	\$47,632.00	\$66,000.00

Latitude: 40.581165 Longitude: -73.965769

Employer Name/Worksite Address	Graph	Count	Mean Wage	Median Wage	Lowest Wage	Highest Wage
ST. MARKS WORLD, INC., 2865 BRIGHTON 3RD STREET, BROOKLYN, NY (https://www.google.com/maps/place/2865%20BRIGHTON%203RD%20STREET,BROOKLYN,NY)	Graph	1	\$81,058.00	\$81,058.00	\$81,058.00	\$81,058.00
Totals	Graph	1	\$81,058.00	\$81,058.00	\$81,058.00	\$81,058.00

Latitude: 40.581257 Longitude: -74.11236

Employer Name/Employer Address	Graph	Count	Mean Wage	Median Wage	Lowest Wage	Highest Wage
RIANLON AMERICAS, INC., 2141 RICHMOND RD., STATEN ISLAND, NY (https://www.google.com/maps/place/2141%20RICHMOND%20RD.,STATEN%20ISLAND,NY)	Graph	1	\$96,000.00	\$96,000.00	\$96,000.00	\$96,000.00
Totals	Graph	1	\$96,000.00	\$96,000.00	\$96,000.00	\$96,000.00

Employer Name/Worksite Address	Graph	Count	Mean Wage	Median Wage	Lowest Wage	Highest Wage
RIANLON AMERICAS, INC., 2141 RICHMOND RD., STATEN ISLAND, NY (https://www.google.com/maps/place/2141%20RICHMOND%20RD.,STATEN%20ISLAND,NY)	Graph	1	\$96,000.00	\$96,000.00	\$96,000.00	\$96,000.00
Totals	Graph	1	\$96,000.00	\$96,000.00	\$96,000.00	\$96,000.00

Latitude: 40.581631 Longitude: -73.961805

Employer Name/Employer Address	Graph	Count	Mean Wage	Median Wage	Lowest Wage	Highest Wage
HEALTHWAYS WORLDWIDE INC., 225 NEPTUNE AVE, BROOKLYN, NY (https://www.google.com/maps/place/225%20NEPTUNE%20AVE,BROOKLYN,NY)	Graph	1	\$38,400.00	\$38,400.00	\$38,400.00	\$38,400.00
Totals	Graph	1	\$38,400.00	\$38,400.00	\$38,400.00	\$38,400.00

Employer Name/Worksite Address	Graph	Count	Mean Wage	Median Wage	Lowest Wage	Highest Wage
HEALTHWAYS WORLDWIDE INC., 225 NEPTUNE AVE, BROOKLYN, NY (https://www.google.com/maps/place/225%20NEPTUNE%20AVE,BROOKLYN,NY)	Graph	1	\$38,400.00	\$38,400.00	\$38,400.00	\$38,400.00
Totals	Graph	1	\$38,400.00	\$38,400.00	\$38,400.00	\$38,400.00

Latitude: 40.582086 Longitude: -73.966858

Employer Name/Worksite Address	Graph	Count	Mean Wage	Median Wage	Lowest Wage	Highest Wage
WIKIMEDIA FOUNDATION, INC., 2785 OCEAN PARKWAY, BROOKLYN, NY (https://www.google.com/maps/place/2785%20OCEAN%20PARKWAY,BROOKLYN,NY)	Graph	1	\$100,000.00	\$100,000.00	\$100,000.00	\$100,000.00
Totals	Graph	1	\$100,000.00	\$100,000.00	\$100,000.00	\$100,000.00

Latitude: 40.583056 Longitude: -73.954819

Employer Name/Employer Address	Graph	Count	Mean Wage	Median Wage	Lowest Wage	Highest Wage
SCIENTIFIC COMPONENTS CORP. DBA MINI-CIRCUITS, 13 NEPTUNE AVE., BROOKLYN, NY (https://www.google.com/maps/place/13%20NEPTUNE%20AVE.,BROOKLYN,NY)	Graph	8	\$67,443.63	\$65,000.00	\$60,000.00	\$73,236.00
Totals	Graph	8	\$67,443.63	\$65,000.00	\$60,000.00	\$73,236.00

Employer Name/Worksite Address	Graph	Count	Mean Wage	Median Wage	Lowest Wage	Highest Wage
SCIENTIFIC COMPONENTS CORP. DBA MINI-CIRCUITS, 13 NEPTUNE AVENUE, BROOKLYN, NY (https://www.google.com/maps/place/13%20NEPTUNE%20AVENUE,BROOKLYN,NY)	Graph	8	\$67,443.63	\$65,000.00	\$60,000.00	\$73,236.00
Totals	Graph	8	\$67,443.63	\$65,000.00	\$60,000.00	\$73,236.00

Latitude: 40.583485 Longitude: -74.095507

Employer Name/Employer Address	Graph	Count	Mean Wage	Median Wage	Lowest Wage	Highest Wage
DIGIMAX CONTROL, INC., 1880 HYLAN BOULEVARD, STATEN ISLAND, NY (https://www.google.com/maps/place/1880%20HYLAN%20BOULEVARD,STATEN%20ISLAND,NY)	Graph	2	\$48,600.00	\$48,600.00	\$48,600.00	\$48,600.00

Employer Name/Employer Address	Graph	Count	Mean Wage	Median Wage	Lowest Wage	Highest Wage
Totals	Graph	2	\$48,600.00	\$48,600.00	\$48,600.00	\$48,600.00

Employer Name/Worksite Address	Graph	Count	Mean Wage	Median Wage	Lowest Wage	Highest Wage
DIGIMAX CONTROL, INC., 1880 HYLAN BOULEVARD, STATEN ISLAND, NY (https://www.google.com/maps/place/1880%20HYLAN%20BOULEVARD,STATEN%20ISLAND,NY)	Graph	2	\$48,600.00	\$48,600.00	\$48,600.00	\$48,600.00
Totals	Graph	2	\$48,600.00	\$48,600.00	\$48,600.00	\$48,600.00

Latitude: 40.583525 Longitude: -74.085989

Employer Name/Employer Address	Graph	Count	Mean Wage	Median Wage	Lowest Wage	Highest Wage
NORTHWELL HEALTH, INC., 475 SEAVIEW AVENUE, STATEN ISLAND, NY (https://www.google.com/maps/place/475%20SEAVIEW%20AVENUE,STATEN%20ISLAND,NY)	Graph	3	\$140,051.33	\$171,077.00	\$78,000.00	\$171,077.00
Totals	Graph	3	\$140,051.33	\$171,077.00	\$78,000.00	\$171,077.00

Employer Name/Worksite Address	Graph	Count	Mean Wage	Median Wage	Lowest Wage	Highest Wage
STATE UNIVERSITY OF NEW YORK DOWNSTATE MEDICAL CENTER, 475 SEAVIEW AVE., STATEN ISLAND, NY (https://www.google.com/maps/place/475%20SEAVIEW%20AVE.,STATEN%20ISLAND,NY)	Graph	1	\$65,259.00	\$65,259.00	\$65,259.00	\$65,259.00
NORTHWELL HEALTH, 475 SEAVIEW AVENUE, STATEN ISLAND, NY (https://www.google.com/maps/place/475%20SEAVIEW%20AVENUE,STATEN%20ISLAND,NY)	Graph	8	\$138,581.75	\$117,500.00	\$78,000.00	\$225,000.00
Totals	Graph	9	\$130,434.78	\$117,500.00	\$65,259.00	\$225,000.00

Latitude: 40.583951 Longitude: -73.948791

Employer Name/Employer Address	Graph	Count	Mean Wage	Median Wage	Lowest Wage	Highest Wage
COMPASS RELOCATION INC, ADDRESS 2626 E14ST, #101D, BROOKLYN, NY (https://www.google.com/maps/place/ADDRESS%202626%20E14ST,%20#101D,BROOKLYN,NY)	Graph	1	\$110,000.00	\$110,000.00	\$110,000.00	\$110,000.00
Totals	Graph	1	\$110,000.00	\$110,000.00	\$110,000.00	\$110,000.00

Employer Name/Worksite Address	Graph	Count	Mean Wage	Median Wage	Lowest Wage	Highest Wage
KINGSBOROUGH COMMUNITY COLLEGE - CUNY, KINGSBOROUGH COMMUNITY COLLEGE - CUNY, BROOKLYN, NY (https://www.google.com/maps/place/KINGSBOROUGH%20COMMUNITY%20COLLEGE%20-%20CUNY,BROOKLYN,NY)	Graph	1	\$68,024.00	\$68,024.00	\$68,024.00	\$68,024.00
NEW VISIONS CHARTER HIGH SCHOOL FOR THE HUMANITIES III, FRANK MACCHIAROLA EDUCATION COMPLEX, BROOKLYN, NY (https://www.google.com/maps/place/FRANK%20MACCHIAROLA%20EDUCATION%20COMPLEX,BROOKLYN,NY)	Graph	1	\$59,404.00	\$59,404.00	\$59,404.00	\$59,404.00
GRANDISON MANAGEMENT, INC., 2865 BRIGHTON THIRD STREET, BROOKLYN, NY (https://www.google.com/maps/place/2865%20BRIGHTON%20THIRD%20STREET,BROOKLYN,NY)	Graph	10	\$65,748.80	\$65,748.80	\$65,748.80	\$65,748.80
Totals	Graph	12	\$65,409.67	\$65,748.80	\$59,404.00	\$68,024.00

Latitude: 40.584835 Longitude: -73.938978

Employer Name/Employer Address	Graph	Count	Mean Wage	Median Wage	Lowest Wage	Highest Wage
PHYSICAL THERAPY OF QUEENS, PC, 4050 NOSTRAND AVENUE, BROOKLYN, NY (https://www.google.com/maps/place/4050%20NOSTRAND%20AVENUE,BROOKLYN,NY)	Graph	1	\$65,000.00	\$65,000.00	\$65,000.00	\$65,000.00
Totals	Graph	1	\$65,000.00	\$65,000.00	\$65,000.00	\$65,000.00

Employer Name/Worksite Address	Graph	Count	Mean Wage	Median Wage	Lowest Wage	Highest Wage
PHYSICAL THERAPY OF QUEENS, PC, 4050 NOSTRAND AVENUE, BROOKLYN, NY (https://www.google.com/maps/place/4050%20NOSTRAND%20AVENUE,BROOKLYN,NY)	Graph	1	\$65,000.00	\$65,000.00	\$65,000.00	\$65,000.00
Totals	Graph	1	\$65,000.00	\$65,000.00	\$65,000.00	\$65,000.00

Latitude: 40.586101 Longitude: -74.087196

Employer Name/Worksite Address	Graph	Count	Mean Wage	Median Wage	Lowest Wage	Highest Wage
NORTHWELL HEALTH, 256C MASON AVENUE, STATEN ISLAND, NY (https://www.google.com/maps/place/256C%20MASON%20AVENUE,STATEN%20ISLAND,NY)	Graph	1	\$325,000.00	\$325,000.00	\$325,000.00	\$325,000.00
Totals	Graph	1	\$325,000.00	\$325,000.00	\$325,000.00	\$325,000.00

Latitude: 40.586368 Longitude: -73.965863

Employer Name/Worksite Address	Graph	Count	Mean Wage	Median Wage	Lowest Wage	Highest Wage
PHYSICIAN AFFILIATE GROUP OF NEW YORK, P.C., 2601 OCEAN PARKWAY, BROOKLYN, NY (https://www.google.com/maps/place/2601%20OCEAN%20PARKWAY,BROOKLYN,NY)	Graph	1	\$257,150.40	\$257,150.40	\$257,150.40	\$257,150.40
STATE UNIVERSITY OF NEW YORK DOWNSTATE MEDICAL CENTER, 2601 OCEAN PKWY., BROOKLYN, NY (https://www.google.com/maps/place/2601%20OCEAN%20PKWY.,BROOKLYN,NY)	Graph	1	\$72,358.00	\$72,358.00	\$72,358.00	\$72,358.00
Totals	Graph	2	\$164,754.20	\$72,358.00	\$72,358.00	\$257,150.40

Latitude: 40.586519 Longitude: -73.932965

Employer Name/Employer Address	Graph	Count	Mean Wage	Median Wage	Lowest Wage	Highest Wage
BROOKLYN AMITY SCHOOL, 3867 SHORE PARKWAY, BROOKLYN, NY (https://www.google.com/maps/place/3867%20SHORE%20PARKWAY,BROOKLYN,NY)	Graph	2	\$50,825.00	\$49,920.00	\$49,920.00	\$51,730.00
Totals	Graph	2	\$50,825.00	\$49,920.00	\$49,920.00	\$51,730.00

Employer Name/Worksite Address	Graph	Count	Mean Wage	Median Wage	Lowest Wage	Highest Wage
BROOKLYN AMITY SCHOOL, 3867 SHORE PARKWAY, BROOKLYN, NY (https://www.google.com/maps/place/3867%20SHORE%20PARKWAY,BROOKLYN,NY)	Graph	2	\$50,825.00	\$49,920.00	\$49,920.00	\$51,730.00
Totals	Graph	2	\$50,825.00	\$49,920.00	\$49,920.00	\$51,730.00

Latitude: 40.587145 Longitude: -74.198377

Employer Name/Employer Address	Graph	Count	Mean Wage	Median Wage	Lowest Wage	Highest Wage
CORDARO SHIPPING CO INC., 4398 VICTORY BLVD., STATEN ISLAND, NY (https://www.google.com/maps/place/4398%20VICTORY%20BLVD.,STATEN%20ISLAND,NY)	Graph	1	\$50,960.00	\$50,960.00	\$50,960.00	\$50,960.00
CORDARO SHIPPING CO. INC., 4398 VICTORY BOULEVARD, STATEN ISLAND, NY (https://www.google.com/maps/place/4398%20VICTORY%20BOULEVARD,STATEN%20ISLAND,NY)	Graph	1	\$38,000.00	\$38,000.00	\$38,000.00	\$38,000.00
Totals	Graph	2	\$44,480.00	\$38,000.00	\$38,000.00	\$50,960.00

Employer Name/Worksite Address	Graph	Count	Mean Wage	Median Wage	Lowest Wage	Highest Wage
CORDARO SHIPPING CO INC., 4398 VICTORY BLVD., STATEN ISLAND, NY (https://www.google.com/maps/place/4398%20VICTORY%20BLVD.,STATEN%20ISLAND,NY)	Graph	1	\$50,960.00	\$50,960.00	\$50,960.00	\$50,960.00
Totals	Graph	1	\$50,960.00	\$50,960.00	\$50,960.00	\$50,960.00

Latitude: 40.587389 Longitude: -73.960207

Employer Name/Worksite Address	Graph	Count	Mean Wage	Median Wage	Lowest Wage	Highest Wage
YAI-NATIONAL INSTITUTE FOR PEOPLE WITH DISABILITIES, 1015 AVENUE Z, BROOKLYN, NY (https://www.google.com/maps/place/1015%20AVENUE%20Z,BROOKLYN,NY)	Graph	2	\$46,000.00	\$46,000.00	\$46,000.00	\$46,000.00
Totals	Graph	2	\$46,000.00	\$46,000.00	\$46,000.00	\$46,000.00

Latitude: 40.587416 Longitude: -73.954096

Employer Name/Worksite Address	Graph	Count	Mean Wage	Median Wage	Lowest Wage	Highest Wage
1515-GEENERGY HOLDING CO F/K/A BBPC, LLC, 1515 SHEEPSHEAD BAY ROAD, BROOKLYN, NY (https://www.google.com/maps/place/1515%20SHEEPSHEAD%20BAY%20ROAD,BROOKLYN,NY)	Graph	1	\$75,000.00	\$75,000.00	\$75,000.00	\$75,000.00
Totals	Graph	1	\$75,000.00	\$75,000.00	\$75,000.00	\$75,000.00

Employer Name/Worksite Address	Graph	Count	Mean Wage	Median Wage	Lowest Wage	Highest Wage
1515-GEENERGY HOLDING CO F/K/A BBPC, LLC, 1515 SHEEPSHEAD BAY ROAD, BROOKLYN, NY (https://www.google.com/maps/place/1515%20SHEEPSHEAD%20BAY%20ROAD,BROOKLYN,NY)	Graph	1	\$75,000.00	\$75,000.00	\$75,000.00	\$75,000.00
Totals	Graph	1	\$75,000.00	\$75,000.00	\$75,000.00	\$75,000.00

Latitude: 40.58777 Longitude: -73.800864

Employer Name/Worksite Address	Graph	Count	Mean Wage	Median Wage	Lowest Wage	Highest Wage
PAX ASSIST INC., 149 BEACH 73RD STREET, ARVERNE, NY (https://www.google.com/maps/place/149%20BEACH%2073RD%20STREET,ARVERNE,NY)	Graph	2	\$84,500.00	\$65,000.00	\$65,000.00	\$104,000.00
Totals	Graph	2	\$84,500.00	\$65,000.00	\$65,000.00	\$104,000.00

Employer Name/Worksite Address	Graph	Count	Mean Wage	Median Wage	Lowest Wage	Highest Wage
PAX ASSIST INC., 149 BEACH 73RD STREET, ARVERNE, NY (https://www.google.com/maps/place/149%20BEACH%2073RD%20STREET,ARVERNE,NY)	Graph	2	\$84,500.00	\$65,000.00	\$65,000.00	\$104,000.00
Totals	Graph	2	\$84,500.00	\$65,000.00	\$65,000.00	\$104,000.00

Latitude: 40.588494 Longitude: -73.813099

Employer Name/Worksite Address	Graph	Count	Mean Wage	Median Wage	Lowest Wage	Highest Wage
PARIAH FILMWORKS LLC, 300 BEACH 88TH ST #2, ROCKAWAY BEACH, NY (https://www.google.com/maps/place/300%20BEACH%2088TH%20ST%20#2,ROCKAWAY%20BEACH,NY)	Graph	1	\$33,000.00	\$33,000.00	\$33,000.00	\$33,000.00
Totals	Graph	1	\$33,000.00	\$33,000.00	\$33,000.00	\$33,000.00

Latitude: 40.58898 Longitude: -73.990936

Employer Name/Worksite Address	Graph	Count	Mean Wage	Median Wage	Lowest Wage	Highest Wage
BLOCK INSTITUTE INC., 376 BAY 44TH STREET, BROOKLYN, NY (https://www.google.com/maps/place/376%20BAY%2044TH%20STREET,BROOKLYN,NY)	Graph	1	\$32,000.00	\$32,000.00	\$32,000.00	\$32,000.00
Totals	Graph	1	\$32,000.00	\$32,000.00	\$32,000.00	\$32,000.00

Employer Name/Worksite Address	Graph	Count	Mean Wage	Median Wage	Lowest Wage	Highest Wage
--------------------------------	-------	-------	-----------	-------------	-------------	--------------

Employer Name/Worksite Address	Graph	Count	Mean Wage	Median Wage	Lowest Wage	Highest Wage
BLOCK INSTITUTE INC., 376 BAY 44TH STREET, BROOKLYN, NY (https://www.google.com/maps/place/376%20BAY%2044TH%20STREET,BROOKLYN,NY)	Graph	1	\$32,000.00	\$32,000.00	\$32,000.00	\$32,000.00
Totals	Graph	1	\$32,000.00	\$32,000.00	\$32,000.00	\$32,000.00

Latitude: 40.58901 Longitude: -73.960416

Employer Name/Worksite Address	Graph	Count	Mean Wage	Median Wage	Lowest Wage	Highest Wage
ACHIEVERS FIRST STEP REHAB PT, P.C., 2769 CONEY ISLAND AVENUE, BROOKLYN, NY (https://www.google.com/maps/place/2769%20CONEY%20ISLAND%20AVENUE,BROOKLYN,NY)	Graph	1	\$48,000.00	\$48,000.00	\$48,000.00	\$48,000.00
Totals	Graph	1	\$48,000.00	\$48,000.00	\$48,000.00	\$48,000.00

Employer Name/Worksite Address	Graph	Count	Mean Wage	Median Wage	Lowest Wage	Highest Wage
ACHIEVERS FIRST STEP REHAB PT, P.C., 2769 CONEY ISLAND AVENUE, BROOKLYN, NY (https://www.google.com/maps/place/2769%20CONEY%20ISLAND%20AVENUE,BROOKLYN,NY)	Graph	1	\$48,000.00	\$48,000.00	\$48,000.00	\$48,000.00
Totals	Graph	1	\$48,000.00	\$48,000.00	\$48,000.00	\$48,000.00

Latitude: 40.589286 Longitude: -73.952733

Employer Name/Worksite Address	Graph	Count	Mean Wage	Median Wage	Lowest Wage	Highest Wage
WISDOM PROFESSIONAL SERVICES, INC., 2546 EAST 17TH STREET, BROOKLYN, NY (https://www.google.com/maps/place/2546%20EAST%2017TH%20STREET,BROOKLYN,NY)	Graph	1	\$65,000.00	\$65,000.00	\$65,000.00	\$65,000.00
Totals	Graph	1	\$65,000.00	\$65,000.00	\$65,000.00	\$65,000.00

Employer Name/Worksite Address	Graph	Count	Mean Wage	Median Wage	Lowest Wage	Highest Wage
WISDOM PROFESSIONAL SERVICES, INC., 2546 EAST 17TH STREET, BROOKLYN, NY (https://www.google.com/maps/place/2546%20EAST%2017TH%20STREET,BROOKLYN,NY)	Graph	1	\$65,000.00	\$65,000.00	\$65,000.00	\$65,000.00
Totals	Graph	1	\$65,000.00	\$65,000.00	\$65,000.00	\$65,000.00

Latitude: 40.589546 Longitude: -73.955531

Employer Name/Worksite Address	Graph	Count	Mean Wage	Median Wage	Lowest Wage	Highest Wage
COMPASS RELOCATION INC, 2626 E14ST #101D, BROOKLYN, NY (https://www.google.com/maps/place/2626%20E14ST%20#101D,BROOKLYN,NY)	Graph	1	\$110,000.00	\$110,000.00	\$110,000.00	\$110,000.00
Totals	Graph	1	\$110,000.00	\$110,000.00	\$110,000.00	\$110,000.00

Latitude: 40.591493 Longitude: -73.960606

Employer Name/Worksite Address	Graph	Count	Mean Wage	Median Wage	Lowest Wage	Highest Wage
SOYUZ MEDIA INC, 2652 CONEY ISLAND AVENUE, BROOKLYN, NY (https://www.google.com/maps/place/2652%20CONEY%20ISLAND%20AVENUE,BROOKLYN,NY)	Graph	1	\$46,800.00	\$46,800.00	\$46,800.00	\$46,800.00
Totals	Graph	1	\$46,800.00	\$46,800.00	\$46,800.00	\$46,800.00

Employer Name/Worksite Address	Graph	Count	Mean Wage	Median Wage	Lowest Wage	Highest Wage
SOYUZ MEDIA INC, 2652 CONEY ISLAND AVENUE, BROOKLYN, NY (https://www.google.com/maps/place/2652%20CONEY%20ISLAND%20AVENUE,BROOKLYN,NY)	Graph	1	\$46,800.00	\$46,800.00	\$46,800.00	\$46,800.00

Employer Name/Worksite Address	Graph	Count	Mean Wage	Median Wage	Lowest Wage	Highest Wage
Totals	Graph	1	\$46,800.00	\$46,800.00	\$46,800.00	\$46,800.00

Latitude: 40.591966 Longitude: -73.973874

Employer Name/Worksite Address	Graph	Count	Mean Wage	Median Wage	Lowest Wage	Highest Wage
M&R CONSTRUCTION GROUP, INC., 2455 MCDONALD AVENUE, BROOKLYN, NY (https://www.google.com/maps/place/2455%20MCDONALD%20AVENUE,BROOKLYN,NY)	Graph	1	\$70,000.00	\$70,000.00	\$70,000.00	\$70,000.00
Totals	Graph	1	\$70,000.00	\$70,000.00	\$70,000.00	\$70,000.00

Employer Name/Worksite Address	Graph	Count	Mean Wage	Median Wage	Lowest Wage	Highest Wage
M&R CONSTRUCTION GROUP, INC., 2455 MCDONALD AVENUE, BROOKLYN, NY (https://www.google.com/maps/place/2455%20MCDONALD%20AVENUE,BROOKLYN,NY)	Graph	1	\$70,000.00	\$70,000.00	\$70,000.00	\$70,000.00
Totals	Graph	1	\$70,000.00	\$70,000.00	\$70,000.00	\$70,000.00

Latitude: 40.591986 Longitude: -73.974004

Employer Name/Worksite Address	Graph	Count	Mean Wage	Median Wage	Lowest Wage	Highest Wage
ALMONTE LAW FIRM, P.C., 2472 MCDONALD AVENUE, BROOKLYN, NY (https://www.google.com/maps/place/2472%20MCDONALD%20AVENUE,BROOKLYN,NY)	Graph	1	\$53,040.00	\$53,040.00	\$53,040.00	\$53,040.00
Totals	Graph	1	\$53,040.00	\$53,040.00	\$53,040.00	\$53,040.00

Latitude: 40.592029 Longitude: -74.085413

Employer Name/Worksite Address	Graph	Count	Mean Wage	Median Wage	Lowest Wage	Highest Wage
BAALBAKI & ASSOCIATES ENGINEERING, PC, 130 LACONIA AVENUE, STATEN ISLAND, NY (https://www.google.com/maps/place/130%20LACONIA%20AVENUE,STATEN%20ISLAND,NY)	Graph	1	\$65,000.00	\$65,000.00	\$65,000.00	\$65,000.00
Totals	Graph	1	\$65,000.00	\$65,000.00	\$65,000.00	\$65,000.00

Employer Name/Worksite Address	Graph	Count	Mean Wage	Median Wage	Lowest Wage	Highest Wage
BAALBAKI & ASSOCIATES ENGINEERING, PC, 130 LACONIA AVENUE, STATEN ISLAND, NY (https://www.google.com/maps/place/130%20LACONIA%20AVENUE,STATEN%20ISLAND,NY)	Graph	1	\$65,000.00	\$65,000.00	\$65,000.00	\$65,000.00
Totals	Graph	1	\$65,000.00	\$65,000.00	\$65,000.00	\$65,000.00

Latitude: 40.592721 Longitude: -73.656825

Employer Name/Worksite Address	Graph	Count	Mean Wage	Median Wage	Lowest Wage	Highest Wage
PLANET PAYMENT, INC., 670 LONG BEACH BLVD., LONG BEACH, NY (https://www.google.com/maps/place/670%20LONG%20BEACH%20BLVD.,LONG%20BEACH,NY)	Graph	1	\$124,742.64	\$124,742.64	\$124,742.64	\$124,742.64
Totals	Graph	1	\$124,742.64	\$124,742.64	\$124,742.64	\$124,742.64

Employer Name/Worksite Address	Graph	Count	Mean Wage	Median Wage	Lowest Wage	Highest Wage
PLANET PAYMENT, INC., 670 LONG BEACH BLVD., LONG BEACH, NY (https://www.google.com/maps/place/670%20LONG%20BEACH%20BLVD.,LONG%20BEACH,NY)	Graph	1	\$124,742.64	\$124,742.64	\$124,742.64	\$124,742.64
Totals	Graph	1	\$124,742.64	\$124,742.64	\$124,742.64	\$124,742.64

Latitude: 40.594291 Longitude: -73.950511

Employer Name/Worksite Address	Graph	Count	Mean Wage	Median Wage	Lowest Wage	Highest Wage
TOP REHAB, INC., 2752 OCEAN AVENUE, BROOKLYN, NY (https://www.google.com/maps/place/2752%20OCEAN%20AVENUE,BROOKLYN,NY)	Graph	1	\$66,000.00	\$66,000.00	\$66,000.00	\$66,000.00
Totals	Graph	1	\$66,000.00	\$66,000.00	\$66,000.00	\$66,000.00

Latitude: 40.595076 Longitude: -73.753868

Employer Name/Worksite Address	Graph	Count	Mean Wage	Median Wage	Lowest Wage	Highest Wage
BACK TO HEALTH PHYSICAL THERAPY PC, 2004 SEAGIRT BLVD., FAR ROCKAWAY, NY (https://www.google.com/maps/place/2004%20SEAGIRT%20BLVD.,FAR%20ROCKAWAY,NY)	Graph	1	\$82,160.00	\$82,160.00	\$82,160.00	\$82,160.00
Totals	Graph	1	\$82,160.00	\$82,160.00	\$82,160.00	\$82,160.00

Latitude: 40.595134 Longitude: -74.110231

Employer Name/Employer Address	Graph	Count	Mean Wage	Median Wage	Lowest Wage	Highest Wage
STATEN ISLAND ACADEMY, 715 TODT HILL ROAD, STATEN ISLAND, NY (https://www.google.com/maps/place/715%20TODT%20HILL%20ROAD,STATEN%20ISLAND,NY)	Graph	1	\$55,790.00	\$55,790.00	\$55,790.00	\$55,790.00
Totals	Graph	1	\$55,790.00	\$55,790.00	\$55,790.00	\$55,790.00

Employer Name/Worksite Address	Graph	Count	Mean Wage	Median Wage	Lowest Wage	Highest Wage
STATEN ISLAND ACADEMY, 715 TODT HILL ROAD, STATEN ISLAND, NY (https://www.google.com/maps/place/715%20TODT%20HILL%20ROAD,STATEN%20ISLAND,NY)	Graph	1	\$55,790.00	\$55,790.00	\$55,790.00	\$55,790.00
Totals	Graph	1	\$55,790.00	\$55,790.00	\$55,790.00	\$55,790.00

Latitude: 40.595144 Longitude: -73.996253

Employer Name/Worksite Address	Graph	Count	Mean Wage	Median Wage	Lowest Wage	Highest Wage
GRANDISON MANAGEMENT, INC., 2340 CROSEY AVENUE, BROOKLYN, NY (https://www.google.com/maps/place/2340%20CROSEY%20AVENUE,BROOKLYN,NY)	Graph	10	\$65,748.80	\$65,748.80	\$65,748.80	\$65,748.80
Totals	Graph	10	\$65,748.80	\$65,748.80	\$65,748.80	\$65,748.80

Latitude: 40.595393 Longitude: -73.940983

Employer Name/Worksite Address	Graph	Count	Mean Wage	Median Wage	Lowest Wage	Highest Wage
PROWESS IT SOLUTIONS LLC, 3632 NOSTRAND AVENUE, BROOKLYN, NY (https://www.google.com/maps/place/3632%20NOSTRAND%20AVENUE,BROOKLYN,NY)	Graph	1	\$66,560.00	\$66,560.00	\$66,560.00	\$66,560.00
Totals	Graph	1	\$66,560.00	\$66,560.00	\$66,560.00	\$66,560.00

Latitude: 40.595504 Longitude: -73.753966

Employer Name/Employer Address	Graph	Count	Mean Wage	Median Wage	Lowest Wage	Highest Wage
NAUSHIR I LALANI, DENTIST PC, 216 BEACH 20TH STREET, FAR ROCKAWAY, NY (https://www.google.com/maps/place/216%20BEACH%2020TH%20STREET,FAR%20ROCKAWAY,NY)	Graph	1	\$82,388.80	\$82,388.80	\$82,388.80	\$82,388.80
Totals	Graph	1	\$82,388.80	\$82,388.80	\$82,388.80	\$82,388.80

Employer Name/Worksite Address	Graph	Count	Mean Wage	Median Wage	Lowest Wage	Highest Wage
NAUSHIR I LALANI, DENTIST PC, 216 BEACH 20TH STREET, FAR ROCKAWAY, NY (https://www.google.com/maps/place/216%20BEACH%2020TH%20STREET,FAR%20ROCKAWAY,NY)	Graph	1	\$82,388.80	\$82,388.80	\$82,388.80	\$82,388.80
Totals	Graph	1	\$82,388.80	\$82,388.80	\$82,388.80	\$82,388.80

Latitude: 40.595925 Longitude: -73.997183

Employer Name/Worksite Address	Graph	Count	Mean Wage	Median Wage	Lowest Wage	Highest Wage
GRANDISON MANAGEMENT, INC., 2266 CROPSY AVENUE, BROOKLYN, NY (https://www.google.com/maps/place/2266%20CROPSY%20AVENUE,BROOKLYN,NY)	Graph	10	\$65,748.80	\$65,748.80	\$65,748.80	\$65,748.80
Totals	Graph	10	\$65,748.80	\$65,748.80	\$65,748.80	\$65,748.80

Latitude: 40.596082 Longitude: -73.770532

Employer Name/Worksite Address	Graph	Count	Mean Wage	Median Wage	Lowest Wage	Highest Wage
GRANDISON MANAGEMENT, INC., 6411 BEACH CHANNEL DRIVE, FAR ROCKAWAY, NY (https://www.google.com/maps/place/6411%20BEACH%20CHANNEL%20DRIVE,FAR%20ROCKAWAY,NY)	Graph	10	\$65,748.80	\$65,748.80	\$65,748.80	\$65,748.80
Totals	Graph	10	\$65,748.80	\$65,748.80	\$65,748.80	\$65,748.80

Latitude: 40.59663 Longitude: -74.075133

Employer Name/Worksite Address	Graph	Count	Mean Wage	Median Wage	Lowest Wage	Highest Wage
NORTHWELL HEALTH, STATEN ISLAND UNIVERSITY HOSPITAL-NORTHWELL HEALTH, 475 SEAVIEW AVENUE, NY (https://www.google.com/maps/place/STATEN%20ISLAND%20UNIVERSITY%20HOSPITAL-NORTHWELL%20HEALTH,475%20SEAVIEW%20AVENUE,NY)	Graph	1	\$77,000.00	\$77,000.00	\$77,000.00	\$77,000.00
NORTHWELL HEALTH, STATEN ISLAND UNIVERSITY NORTHWELL HEALTH, STATEN ISLAND, NY (https://www.google.com/maps/place/STATEN%20ISLAND%20UNIVERSITY%20NORTHWELL%20HEALTH,STATEN%20ISLAND,NY)	Graph	1	\$72,500.00	\$72,500.00	\$72,500.00	\$72,500.00
NORTHWELL HEALTH, STATEN ISLAND UNIVERSITY HOSPITAL NORTHWELL HEALTH, STATEN ISLAND, NY (https://www.google.com/maps/place/STATEN%20ISLAND%20UNIVERSITY%20HOSPITAL%20NORTHWELL%20HEALTH,STATEN%20ISLAND,NY)	Graph	4	\$73,500.00	\$73,500.00	\$73,500.00	\$73,500.00
NORTHWELL HEALTH, STATEN ISLAND UNIVERSITY-NORTHWELL HEALTH, STATEN ISLAND, NY (https://www.google.com/maps/place/STATEN%20ISLAND%20UNIVERSITY-NORTHWELL%20HEALTH,STATEN%20ISLAND,NY)	Graph	4	\$76,250.00	\$76,250.00	\$76,250.00	\$76,250.00
NORTHWELL HEALTH, STATEN ISLAND UNIVERSITY HOSPITAL-NORTHWELL HEALTH, STATEN ISLAND, NY (https://www.google.com/maps/place/STATEN%20ISLAND%20UNIVERSITY%20HOSPITAL-NORTHWELL%20HEALTH,STATEN%20ISLAND,NY)	Graph	11	\$73,181.82	\$73,181.82	\$73,181.82	\$73,181.82
Totals	Graph	21	\$73,976.19	\$73,976.19	\$73,976.19	\$73,976.19

Latitude: 40.596722 Longitude: -74.068578

Employer Name/Worksite Address	Graph	Count	Mean Wage	Median Wage	Lowest Wage	Highest Wage
DEER & COMPANY INC, 24 MILLS AVENUE, STATEN ISLAND, NY (https://www.google.com/maps/place/24%20MILLS%20AVENUE,STATEN%20ISLAND,NY)	Graph	1	\$83,200.00	\$83,200.00	\$83,200.00	\$83,200.00
Totals	Graph	1	\$83,200.00	\$83,200.00	\$83,200.00	\$83,200.00

Employer Name/Worksite Address	Graph	Count	Mean Wage	Median Wage	Lowest Wage	Highest Wage
DEER & COMPANY INC, 24 MILLS AVENUE, STATEN ISLAND, NY (https://www.google.com/maps/place/24%20MILLS%20AVENUE,STATEN%20ISLAND,NY)	Graph	1	\$83,200.00	\$83,200.00	\$83,200.00	\$83,200.00
Totals	Graph	1	\$83,200.00	\$83,200.00	\$83,200.00	\$83,200.00

Latitude: 40.597144 Longitude: -73.973426

Employer Name/Employer Address	Graph	Count	Mean Wage	Median Wage	Lowest Wage	Highest Wage
GLOBAL AMERICA GROUP LLP, 58 BUFFALO AVENUE, BROOKLYN, NY (https://www.google.com/maps/place/58%20BUFFALO%20AVENUE,BROOKLYN,NY)	Graph	1	\$42,016.00	\$42,016.00	\$42,016.00	\$42,016.00
Totals	Graph	1	\$42,016.00	\$42,016.00	\$42,016.00	\$42,016.00

Employer Name/Worksite Address	Graph	Count	Mean Wage	Median Wage	Lowest Wage	Highest Wage
GLOBAL AMERICA GROUP LLP, 58 BUFFALO AVENUE, BROOKLYN, NY (https://www.google.com/maps/place/58%20BUFFALO%20AVENUE,BROOKLYN,NY)	Graph	1	\$42,016.00	\$42,016.00	\$42,016.00	\$42,016.00
RESTORE REHAB SERVICES, LLC, 372 AVE U LL3, BROOKLYN, NY (https://www.google.com/maps/place/372%20AVE%20U%20LL3,BROOKLYN,NY)	Graph	1	\$75,000.00	\$75,000.00	\$75,000.00	\$75,000.00
Totals	Graph	2	\$58,508.00	\$42,016.00	\$42,016.00	\$75,000.00

Latitude: 40.597224 Longitude: -73.97041

Employer Name/Worksite Address	Graph	Count	Mean Wage	Median Wage	Lowest Wage	Highest Wage
TOP REHAB, INC., 372 AVENUE U, BROOKLYN, NY (https://www.google.com/maps/place/372%20AVENUE%20U,BROOKLYN,NY)	Graph	2	\$67,000.00	\$66,000.00	\$66,000.00	\$68,000.00
Totals	Graph	2	\$67,000.00	\$66,000.00	\$66,000.00	\$68,000.00

Latitude: 40.598506 Longitude: -73.975989

Employer Name/Employer Address	Graph	Count	Mean Wage	Median Wage	Lowest Wage	Highest Wage
CORAL LEGAL MANAGEMENT CONSULTING, LLC, 2020 WEST 4TH STREET, BROOKLYN, NY (https://www.google.com/maps/place/2020%20WEST%204TH%20STREET,BROOKLYN,NY)	Graph	1	\$46,500.00	\$46,500.00	\$46,500.00	\$46,500.00
LIU & ASSOCIATES TRANSACTIONAL LAW, PLLC, 2020 W 4TH ST, BROOKLYN, NY (https://www.google.com/maps/place/2020%20W%204TH%20ST,BROOKLYN,NY)	Graph	1	\$52,000.00	\$52,000.00	\$52,000.00	\$52,000.00
Totals	Graph	2	\$49,250.00	\$46,500.00	\$46,500.00	\$52,000.00

Employer Name/Worksite Address	Graph	Count	Mean Wage	Median Wage	Lowest Wage	Highest Wage
CORAL LEGAL MANAGEMENT CONSULTING, LLC, 2020 W 4TH ST, BROOKLYN, NY (https://www.google.com/maps/place/2020%20W%204TH%20ST,BROOKLYN,NY)	Graph	2	\$49,250.00	\$46,500.00	\$46,500.00	\$52,000.00
Totals	Graph	2	\$49,250.00	\$46,500.00	\$46,500.00	\$52,000.00

Latitude: 40.59868 Longitude: -73.996215

Employer Name/Worksite Address	Graph	Count	Mean Wage	Median Wage	Lowest Wage	Highest Wage
MEI CPA P.C., 1714 86TH STREET, BROOKLYN, NY (https://www.google.com/maps/place/1714%2086TH%20STREET,BROOKLYN,NY)	Graph	1	\$55,764.80	\$55,764.80	\$55,764.80	\$55,764.80
ROCKET TRAVEL, INC., 330 9TH STREET, BROOKLYN, NY (https://www.google.com/maps/place/330%209TH%20STREET,BROOKLYN,NY)	Graph	1	\$53,165.00	\$53,165.00	\$53,165.00	\$53,165.00
Totals	Graph	2	\$54,464.90	\$53,165.00	\$53,165.00	\$55,764.80

Latitude: 40.598703 Longitude: -74.162544

Employer Name/Worksite Address	Graph	Count	Mean Wage	Median Wage	Lowest Wage	Highest Wage
C2 EDUCATIONAL SYSTEMS, INC., 2025 RICHMOND AVENUE, STATEN ISLAND, NY (https://www.google.com/maps/place/2025%20RICHMOND%20AVENUE,STATEN%20ISLAND,NY)	Graph	1	\$53,622.00	\$53,622.00	\$53,622.00	\$53,622.00
Totals	Graph	1	\$53,622.00	\$53,622.00	\$53,622.00	\$53,622.00

Latitude: 40.598841 Longitude: -73.750942

Employer Name/Worksite Address	Graph	Count	Mean Wage	Median Wage	Lowest Wage	Highest Wage
GRANDISON MANAGEMENT, INC., 1711 BROOKHAVEN AVENUE, FAR ROCKAWAY, NY (https://www.google.com/maps/place/1711%20BROOKHAVEN%20AVENUE,FAR%20ROCKAWAY,NY)	Graph	10	\$65,748.80	\$65,748.80	\$65,748.80	\$65,748.80
Totals	Graph	10	\$65,748.80	\$65,748.80	\$65,748.80	\$65,748.80

Latitude: 40.599282 Longitude: -74.166522

Employer Name/Employer Address	Graph	Count	Mean Wage	Median Wage	Low Wa
INFINITE SOFTWARE SOLUTIONS, INC., THE CORPORATE PARK OF STATEN ISLAND, STATEN ISLAND, NY (https://www.google.com/maps/place/THE%20CORPORATE%20PARK%20OF%20STATEN%20ISLAND,STATEN%20ISLAND,NY)	Graph	2	\$94,500.00	\$84,000.00	\$84,000.00
COLLEGE OF STATEN ISLAND/THE CITY UNIVERSITY OF NEW YORK, 2800 VICTORY BLVD., BLDG. 1A-210, STATEN ISLAND,, NY (https://www.google.com/maps/place/2800%20VICTORY%20BLVD.,%20BLDG.%201A-210,STATEN%20ISLAND,,NY)	Graph	6	\$102,189.67	\$80,645.00	\$77,317.00
Totals	Graph	8	\$100,267.25	\$84,000.00	\$77,317.00

Employer Name/Worksite Address	Graph	Count	Mean Wage	Median Wage	Lowest Wage	Highest Wage
COLLEGE OF STATEN ISLAND/THE CITY UNIVERSITY OF NEW YORK, COLLEGE OF STATEN ISLAND/CUNY, STATEN ISLAND, NY (https://www.google.com/maps/place/COLLEGE%20OF%20STATEN%20ISLAND/CUNY,STATEN%20ISLAND,NY)	Graph	6	\$102,189.67	\$80,645.00	\$77,317.00	\$168,895.00
Totals	Graph	6	\$102,189.67	\$80,645.00	\$77,317.00	\$168,895.00

Latitude: 40.601036 Longitude: -73.936967

Employer Name/Employer Address	Graph	Count	Mean Wage	Median Wage	Lowest Wage	Highest Wage
WCH SERVICE BUREAU, INC., 3047 AVENUE U, BROOKLYN, NY (https://www.google.com/maps/place/3047%20AVENUE%20U,BROOKLYN,NY)	Graph	1	\$46,675.20	\$46,675.20	\$46,675.20	\$46,675.20
Totals	Graph	1	\$46,675.20	\$46,675.20	\$46,675.20	\$46,675.20

Employer Name/Worksite Address	Graph	Count	Mean Wage	Median Wage	Lowest Wage	Highest Wage
WCH SERVICE BUREAU, INC., 3047 AVENUE U, BROOKLYN, NY (https://www.google.com/maps/place/3047%20AVENUE%20U,BROOKLYN,NY)	Graph	1	\$46,675.20	\$46,675.20	\$46,675.20	\$46,675.20
Totals	Graph	1	\$46,675.20	\$46,675.20	\$46,675.20	\$46,675.20

Latitude: 40.601466 Longitude: -73.761244

Employer Name/Worksite Address	Graph	Count	Mean Wage	Median Wage
ST. JOHN'S EPISCOPAL HOSPITAL, ST. JOHN'S EPISCOPAL HOSPITAL, FAR ROCKAWAY, NY (https://www.google.com/maps/place/ST.%20JOHN'S%20EPISCOPAL%20HOSPITAL,FAR%20ROCKAWAY,NY)	Graph	1	\$85,321.60	\$85,321.60
RAINTREE HEALTHCARE STAFFING, INC, BEACH GARDENS REHAB AND NURSING CENTER, FAR ROCKAWAY, NY (https://www.google.com/maps/place/BEACH%20GARDENS%20REHAB%20AND%20NURSING%20CENTER,FAR%20ROCKAWAY,NY)	Graph	2	\$67,974.40	\$67,974.40
Totals	Graph	3	\$73,756.80	\$67,974.40

Latitude: 40.601603 Longitude: -73.99313

Employer Name/Employer Address	Graph	Count	Mean Wage	Median Wage	Lowest Wage	Highest Wage
GOLDEN DEVELOPMENT GROUP INC, 2225 86TH STREET, BROOKLYN, NY (https://www.google.com/maps/place/2225%2086TH%20STREET,BROOKLYN,NY)	Graph	1	\$48,410.00	\$48,410.00	\$48,410.00	\$48,410.00

Employer Name/Employer Address	Graph	Count	Mean Wage	Median Wage	Lowest Wage	Highest Wage
Totals	Graph	1	\$48,410.00	\$48,410.00	\$48,410.00	\$48,410.00

Employer Name/Worksite Address	Graph	Count	Mean Wage	Median Wage	Lowest Wage	Highest Wage
GOLDEN DEVELOPMENT GROUP INC, 2225 86TH STREET, BROOKLYN, NY (https://www.google.com/maps/place/2225%2086TH%20STREET,BROOKLYN,NY)	Graph	1	\$48,410.00	\$48,410.00	\$48,410.00	\$48,410.00
Totals	Graph	1	\$48,410.00	\$48,410.00	\$48,410.00	\$48,410.00

Latitude: 40.602311 Longitude: -73.986252

Employer Name/Employer Address	Graph	Count	Mean Wage	Median Wage	Lowest Wage	Highest Wage
EOC-NY INC., 1811 STILLWELL AVENUE, BROOKLYN, NY (https://www.google.com/maps/place/1811%20STILLWELL%20AVENUE,BROOKLYN,NY)	Graph	1	\$62,200.00	\$62,200.00	\$62,200.00	\$62,200.00
Totals	Graph	1	\$62,200.00	\$62,200.00	\$62,200.00	\$62,200.00

Employer Name/Worksite Address	Graph	Count	Mean Wage	Median Wage	Lowest Wage	Highest Wage
EOC-NY INC., 1811 STILLWELL AVENUE, BROOKLYN, NY (https://www.google.com/maps/place/1811%20STILLWELL%20AVENUE,BROOKLYN,NY)	Graph	1	\$62,200.00	\$62,200.00	\$62,200.00	\$62,200.00
Totals	Graph	1	\$62,200.00	\$62,200.00	\$62,200.00	\$62,200.00

Latitude: 40.60284 Longitude: -74.004322

Employer Name/Employer Address	Graph	Count	Mean Wage	Median Wage	Lowest Wage	Highest Wage
1 STOP ELECTRONICS CENTER, INC., 1870 BATH AVE, BROOKLYN, NY (https://www.google.com/maps/place/1870%20BATH%20AVE,BROOKLYN,NY)	Graph	1	\$55,910.00	\$55,910.00	\$55,910.00	\$55,910.00
Totals	Graph	1	\$55,910.00	\$55,910.00	\$55,910.00	\$55,910.00

Employer Name/Worksite Address	Graph	Count	Mean Wage	Median Wage	Lowest Wage	Highest Wage
1 STOP ELECTRONICS CENTER, INC., 1870 BATH AVE, BROOKLYN, NY (https://www.google.com/maps/place/1870%20BATH%20AVE,BROOKLYN,NY)	Graph	1	\$55,910.00	\$55,910.00	\$55,910.00	\$55,910.00
Totals	Graph	1	\$55,910.00	\$55,910.00	\$55,910.00	\$55,910.00

Latitude: 40.60356 Longitude: -74.005706

Employer Name/Employer Address	Graph	Count	Mean Wage	Median Wage	Lowest Wage	Highest Wage
WAAVE INC., 1812 BATH AVE, BROOKLYN, NY (https://www.google.com/maps/place/1812%20BATH%20AVE,BROOKLYN,NY)	Graph	1	\$72,301.00	\$72,301.00	\$72,301.00	\$72,301.00
Totals	Graph	1	\$72,301.00	\$72,301.00	\$72,301.00	\$72,301.00

Employer Name/Worksite Address	Graph	Count	Mean Wage	Median Wage	Lowest Wage	Highest Wage
WAAVE INC., 1812 BATH AVE, BROOKLYN, NY (https://www.google.com/maps/place/1812%20BATH%20AVE,BROOKLYN,NY)	Graph	1	\$72,301.00	\$72,301.00	\$72,301.00	\$72,301.00
Totals	Graph	1	\$72,301.00	\$72,301.00	\$72,301.00	\$72,301.00

Latitude: 40.603654 Longitude: -73.979814

Employer Name/Employer Address	Graph	Count	Mean Wage	Median Wage	Lowest Wage	Highest Wage
ACTABLE INC., 1799 W 7TH ST, BROOKLYN, NY (https://www.google.com/maps/place/1799%20W%207TH%20ST,BROOKLYN,NY)	Graph	1	\$41,600.00	\$41,600.00	\$41,600.00	\$41,600.00
Totals	Graph	1	\$41,600.00	\$41,600.00	\$41,600.00	\$41,600.00

Employer Name/Worksite Address	Graph	Count	Mean Wage	Median Wage	Lowest Wage	Highest Wage
ACTABLE INC., 1799 W 7TH STREET, BROOKLYN, NY (https://www.google.com/maps/place/1799%20W%207TH%20STREET,BROOKLYN,NY)	Graph	1	\$41,600.00	\$41,600.00	\$41,600.00	\$41,600.00
Totals	Graph	1	\$41,600.00	\$41,600.00	\$41,600.00	\$41,600.00

Latitude: 40.603946 Longitude: -73.752862

Employer Name/Employer Address	Graph	Count	Mean Wage	Median Wage	Lowest Wage	Highest Wage
ELMONT REHAB PT, P.C., 265 BEACH 20TH STREET, FAR ROCKAWAY, NY (https://www.google.com/maps/place/265%20BEACH%2020TH%20STREET,FAR%20ROCKAWAY,NY)	Graph	1	\$54,080.00	\$54,080.00	\$54,080.00	\$54,080.00
Totals	Graph	1	\$54,080.00	\$54,080.00	\$54,080.00	\$54,080.00

Employer Name/Worksite Address	Graph	Count	Mean Wage	Median Wage	Lowest Wage	Highest Wage
ELMONT REHAB PT, P.C., 265 BEACH 20TH STREET, FAR ROCKAWAY, NY (https://www.google.com/maps/place/265%20BEACH%2020TH%20STREET,FAR%20ROCKAWAY,NY)	Graph	1	\$54,080.00	\$54,080.00	\$54,080.00	\$54,080.00
Totals	Graph	1	\$54,080.00	\$54,080.00	\$54,080.00	\$54,080.00

Latitude: 40.604315 Longitude: -74.084041

Employer Name/Employer Address	Graph	Count	Mean Wage	Median Wage	Lowest Wage	Highest Wage
SA PHARMACY, INC, 2062 CLOVE ROAD, STATEN ISLAND, NY (https://www.google.com/maps/place/2062%20CLOVE%20ROAD,STATEN%20ISLAND,NY)	Graph	1	\$93,600.00	\$93,600.00	\$93,600.00	\$93,600.00
Totals	Graph	1	\$93,600.00	\$93,600.00	\$93,600.00	\$93,600.00

Employer Name/Worksite Address	Graph	Count	Mean Wage	Median Wage	Lowest Wage	Highest Wage
SA PHARMACY, INC, 2062 CLOVE ROAD, STATEN ISLAND, NY (https://www.google.com/maps/place/2062%20CLOVE%20ROAD,STATEN%20ISLAND,NY)	Graph	1	\$93,600.00	\$93,600.00	\$93,600.00	\$93,600.00
Totals	Graph	1	\$93,600.00	\$93,600.00	\$93,600.00	\$93,600.00

Latitude: 40.604468 Longitude: -74.182097

Employer Name/Employer Address	Graph	Count	Mean Wage	Median Wage	Lowest Wage	Highest Wage
DIGITAL EDGE VENTURES INC, 7 TELEPORT DRIVE, STATEN ISLAND, NY (https://www.google.com/maps/place/7%20TELEPORT%20DRIVE,STATEN%20ISLAND,NY)	Graph	1	\$53,000.00	\$53,000.00	\$53,000.00	\$53,000.00
Totals	Graph	1	\$53,000.00	\$53,000.00	\$53,000.00	\$53,000.00

Employer Name/Worksite Address	Graph	Count	Mean Wage	Median Wage	Lowest Wage	Highest Wage
DIGITAL EDGE VENTURES INC, 7 TELEPORT DRIVE, STATEN ISLAND, NY (https://www.google.com/maps/place/7%20TELEPORT%20DRIVE,STATEN%20ISLAND,NY)	Graph	1	\$53,000.00	\$53,000.00	\$53,000.00	\$53,000.00
Totals	Graph	1	\$53,000.00	\$53,000.00	\$53,000.00	\$53,000.00

Latitude: 40.604921 Longitude: -73.978565

Employer Name/Employer Address	Graph	Count	Mean Wage	Median Wage	Lowest Wage	Highest Wage
BAYPARKWAY FOOD INC., 320 KINGS HWY, BROOKLYN, NY (https://www.google.com/maps/place/320%20KINGS%20HWY,BROOKLYN,NY)	Graph	1	\$83,200.00	\$83,200.00	\$83,200.00	\$83,200.00
Totals	Graph	1	\$83,200.00	\$83,200.00	\$83,200.00	\$83,200.00

Employer Name/Worksite Address	Graph	Count	Mean Wage	Median Wage	Lowest Wage	Highest Wage
BAYPARKWAY FOOD INC., 320 KINGS HWY, BROOKLYN, NY (https://www.google.com/maps/place/320%20KINGS%20HWY,BROOKLYN,NY)	Graph	1	\$83,200.00	\$83,200.00	\$83,200.00	\$83,200.00
Totals	Graph	1	\$83,200.00	\$83,200.00	\$83,200.00	\$83,200.00

Latitude: 40.605836 Longitude: -74.162296

Employer Name/Employer Address	Graph	Count	Mean Wage	Median Wage	Lowest Wage	Highest Wage
INTERSCIENCE DIAGNOSTIC LAB INC., 1750 RICHMOND AVENUE, STATEN ISLAND, NY (https://www.google.com/maps/place/1750%20RICHMOND%20AVENUE,STATEN%20ISLAND,NY)	Graph	1	\$47,507.00	\$47,507.00	\$47,507.00	\$47,507.00
INTERSCIENCE DIAGNOSTIC LAB INC., 1750 RICHMOND ROAD, STATEN ISLAND, NY (https://www.google.com/maps/place/1750%20RICHMOND%20ROAD,STATEN%20ISLAND,NY)	Graph	1	\$47,507.00	\$47,507.00	\$47,507.00	\$47,507.00
Totals	Graph	2	\$47,507.00	\$47,507.00	\$47,507.00	\$47,507.00

Employer Name/Worksite Address	Graph	Count	Mean Wage	Median Wage	Lowest Wage	Highest Wage
INTERSCIENCE DIAGNOSTIC LAB INC., 1750 RICHMOND AVENUE, STATEN ISLAND, NY (https://www.google.com/maps/place/1750%20RICHMOND%20AVENUE,STATEN%20ISLAND,NY)	Graph	1	\$47,507.00	\$47,507.00	\$47,507.00	\$47,507.00
INTERSCIENCE DIAGNOSTIC LAB INC., 1750 RICHMOND ROAD, STATEN ISLAND, NY (https://www.google.com/maps/place/1750%20RICHMOND%20ROAD,STATEN%20ISLAND,NY)	Graph	1	\$47,507.00	\$47,507.00	\$47,507.00	\$47,507.00
Totals	Graph	2	\$47,507.00	\$47,507.00	\$47,507.00	\$47,507.00

Latitude: 40.60648 Longitude: -74.001236

Employer Name/Employer Address	Graph	Count	Mean Wage	Median Wage	Lowest Wage	Highest Wage
LENCO DIAGNOSTIC LABORATORIES INC, 1857 86TH STREET, BROOKLYN, NY (https://www.google.com/maps/place/1857%2086TH%20STREET,BROOKLYN,NY)	Graph	2	\$60,500.00	\$50,000.00	\$50,000.00	\$71,000.00
Totals	Graph	2	\$60,500.00	\$50,000.00	\$50,000.00	\$71,000.00

Employer Name/Worksite Address	Graph	Count	Mean Wage	Median Wage	Lowest Wage	Highest Wage
LENCO DIAGNOSTIC LABORATORIES INC, 1857 86TH STREET, BROOKLYN, NY (https://www.google.com/maps/place/1857%2086TH%20STREET,BROOKLYN,NY)	Graph	2	\$60,500.00	\$50,000.00	\$50,000.00	\$71,000.00
Totals	Graph	2	\$60,500.00	\$50,000.00	\$50,000.00	\$71,000.00

Latitude: 40.606506 Longitude: -73.972626

Employer Name/Employer Address	Graph	Count	Mean Wage	Median Wage	Lowest Wage	Highest Wage
CARSV INC., 1900 MCDONALD AVENUE, BROOKLYN, NY (https://www.google.com/maps/place/1900%20MCDONALD%20AVENUE,BROOKLYN,NY)	Graph	1	\$65,541.00	\$65,541.00	\$65,541.00	\$65,541.00
Totals	Graph	1	\$65,541.00	\$65,541.00	\$65,541.00	\$65,541.00

Employer Name/Worksite Address	Graph	Count	Mean Wage	Median Wage	Lowest Wage	Highest Wage
CARSV INC., 1900 MCDONALD AVENUE, BROOKLYN, NY (https://www.google.com/maps/place/1900%20MCDONALD%20AVENUE,BROOKLYN,NY)	Graph	1	\$65,541.00	\$65,541.00	\$65,541.00	\$65,541.00
Totals	Graph	1	\$65,541.00	\$65,541.00	\$65,541.00	\$65,541.00

Latitude: 40.606931 Longitude: -73.743384

Employer Name/Worksite Address	Graph	Count	Mean Wage	Median Wage	Lowest Wage	Highest Wage
GRANDISON MANAGEMENT, INC., 1311 VIRGINIA STREET, FAR ROCKAWAY, NY (https://www.google.com/maps/place/1311%20VIRGINIA%20STREET,FAR%20ROCKAWAY,NY)	Graph	10	\$65,748.80	\$65,748.80	\$65,748.80	\$65,748.80
Totals	Graph	10	\$65,748.80	\$65,748.80	\$65,748.80	\$65,748.80

Latitude: 40.607063 Longitude: -73.960793

Employer Name/Worksite Address	Graph	Count	Mean Wage	Median Wage	Lowest Wage	Highest Wage
TOP REHAB, INC., 1729 EAST 12TH STREET, BROOKLYN, NY (https://www.google.com/maps/place/1729%20EAST%2012TH%20STREET,BROOKLYN,NY)	Graph	1	\$66,000.00	\$66,000.00	\$66,000.00	\$66,000.00
Totals	Graph	1	\$66,000.00	\$66,000.00	\$66,000.00	\$66,000.00

Latitude: 40.6075 Longitude: -74.121102

Employer Name/Employer Address	Graph	Count	Mean Wage	Median Wage	Lowest Wage	Highest Wage
AGING WELL, R.N., N.P. FAMILY HEALTH PLLC, 774 MANOR ROAD, SUITE 204, STATEN ISLAND, NY (https://www.google.com/maps/place/774%20MANOR%20ROAD,%20SUITE%20204,STATEN%20ISLAND,NY)	Graph	1	\$82,388.80	\$82,388.80	\$82,388.80	\$82,388.80
Totals	Graph	1	\$82,388.80	\$82,388.80	\$82,388.80	\$82,388.80

Employer Name/Worksite Address	Graph	Count	Mean Wage	Median Wage	Lowest Wage	Highest Wage
AGING WELL, R.N., N.P. FAMILY HEALTH PLLC, 774 MANOR ROAD, SUITE 204, STATEN ISLAND, NY (https://www.google.com/maps/place/774%20MANOR%20ROAD,%20SUITE%20204,STATEN%20ISLAND,NY)	Graph	1	\$82,388.80	\$82,388.80	\$82,388.80	\$82,388.80
Totals	Graph	1	\$82,388.80	\$82,388.80	\$82,388.80	\$82,388.80

Latitude: 40.60773 Longitude: -73.972722

Employer Name/Worksite Address	Graph	Count	Mean Wage	Median Wage	Lowest Wage	Highest Wage
THE ROGOSIN INSTITUTE, 1845 MCDONALD AVENUE, BROOKLYN, NY (https://www.google.com/maps/place/1845%20MCDONALD%20AVENUE,BROOKLYN,NY)	Graph	1	\$82,000.00	\$82,000.00	\$82,000.00	\$82,000.00
Totals	Graph	1	\$82,000.00	\$82,000.00	\$82,000.00	\$82,000.00

Latitude: 40.608022 Longitude: -73.95988

Employer Name/Employer Address	Graph	Count	Mean Wage	Median Wage	Lowest Wage	Highest Wage
PROTAX CENTER INC., 1312 KINGS HIGHWAY, BROOKLYN, NY (https://www.google.com/maps/place/1312%20KINGS%20HIGHWAY,BROOKLYN,NY)	Graph	1	\$55,764.80	\$55,764.80	\$55,764.80	\$55,764.80
Totals	Graph	1	\$55,764.80	\$55,764.80	\$55,764.80	\$55,764.80

Employer Name/Worksite Address	Graph	Count	Mean Wage	Median Wage	Lowest Wage	Highest Wage
--------------------------------	-------	-------	-----------	-------------	-------------	--------------

Employer Name/Worksite Address	Graph	Count	Mean Wage	Median Wage	Lowest Wage	Highest Wage
PROTAX CENTER INC., 1312 KINGS HIGHWAY, BROOKLYN, NY (https://www.google.com/maps/place/1312%20KINGS%20HIGHWAY,BROOKLYN,NY)	Graph	1	\$55,764.80	\$55,764.80	\$55,764.80	\$55,764.80
Totals	Graph	1	\$55,764.80	\$55,764.80	\$55,764.80	\$55,764.80

Latitude: 40.608026 Longitude: -73.987579

Employer Name/Worksite Address	Graph	Count	Mean Wage	Median Wage	Lowest Wage	Highest Wage
SOUTH SHORE STAGE PRODUCTION, LLC, 7516 BAY PARKWAY, BROOKLYN, NY (https://www.google.com/maps/place/7516%20BAY%20PARKWAY,BROOKLYN,NY)	Graph	2	\$62,171.20	\$62,171.20	\$62,171.20	\$62,171.20
Totals	Graph	2	\$62,171.20	\$62,171.20	\$62,171.20	\$62,171.20

Latitude: 40.608276 Longitude: -74.004456

Employer Name/Employer Address	Graph	Count	Mean Wage	Median Wage	Lowest Wage	Highest Wage
MEI CPA P.C., 1714 86TH STREET, BROOKLYN, NY (https://www.google.com/maps/place/1714%2086TH%20STREET,BROOKLYN,NY)	Graph	1	\$55,764.80	\$55,764.80	\$55,764.80	\$55,764.80
MEI CPA, P.C., 1714 86TH STREET, BROOKLYN, NY (https://www.google.com/maps/place/1714%2086TH%20STREET,BROOKLYN,NY)	Graph	1	\$58,240.00	\$58,240.00	\$58,240.00	\$58,240.00
Totals	Graph	2	\$57,002.40	\$55,764.80	\$55,764.80	\$58,240.00

Employer Name/Worksite Address	Graph	Count	Mean Wage	Median Wage	Lowest Wage	Highest Wage
MEI CPA, P.C., 1714 86TH STREET, BROOKLYN, NY (https://www.google.com/maps/place/1714%2086TH%20STREET,BROOKLYN,NY)	Graph	1	\$58,240.00	\$58,240.00	\$58,240.00	\$58,240.00
Totals	Graph	1	\$58,240.00	\$58,240.00	\$58,240.00	\$58,240.00

Latitude: 40.60878 Longitude: -73.75154

Employer Name/Employer Address	Graph	Count	Mean Wage	Median Wage	Lowest Wage	Highest Wage
ADVANCED FACADE INC., 13-75 REDFERN AVENUE, FAR ROCKAWAY, NY (https://www.google.com/maps/place/13-75%20REDFERN%20AVENUE,FAR%20ROCKAWAY,NY)	Graph	2	\$65,000.00	\$65,000.00	\$65,000.00	\$65,000.00
Totals	Graph	2	\$65,000.00	\$65,000.00	\$65,000.00	\$65,000.00

Employer Name/Worksite Address	Graph	Count	Mean Wage	Median Wage	Lowest Wage	Highest Wage
ADVANCED FACADE INC., 13-75 REDFERN AVENUE, FAR ROCKAWAY, NY (https://www.google.com/maps/place/13-75%20REDFERN%20AVENUE,FAR%20ROCKAWAY,NY)	Graph	2	\$65,000.00	\$65,000.00	\$65,000.00	\$65,000.00
Totals	Graph	2	\$65,000.00	\$65,000.00	\$65,000.00	\$65,000.00

Latitude: 40.609423 Longitude: -73.819006

Employer Name/Employer Address	Graph	Count	Mean Wage	Median Wage	Lowest Wage	Highest Wage
D HANDY INC., 602 CROSSBAY BOULEVARD, BROAD CHANNEL, NY (https://www.google.com/maps/place/602%20CROSSBAY%20BOULEVARD,BROAD%20CHANNEL,NY)	Graph	2	\$49,000.00	\$49,000.00	\$49,000.00	\$49,000.00
Totals	Graph	2	\$49,000.00	\$49,000.00	\$49,000.00	\$49,000.00

Employer Name/Worksite Address	Graph	Count	Mean Wage	Median Wage	Lowest Wage	Highest Wage
--------------------------------	-------	-------	-----------	-------------	-------------	--------------

Employer Name/Worksite Address	Graph	Count	Mean Wage	Median Wage	Lowest Wage	Highest Wage
D HANDY INC., 602 CROSSBAY BOULEVARD, BROAD CHANNEL, NY (https://www.google.com/maps/place/602%20CROSSBAY%20BOULEVARD,BROAD%20CHANNEL,NY)	Graph	2	\$49,000.00	\$49,000.00	\$49,000.00	\$49,000.00
Totals	Graph	2	\$49,000.00	\$49,000.00	\$49,000.00	\$49,000.00

Latitude: 40.609717 Longitude: -74.025147

Employer Name/Worksite Address	Graph	Count	Mean Wage	Median Wage	Lowest Wage	Highest Wage
RESEARCH FOUNDATION OF S.U.N.Y., 800 POLY PLACE, BROOKLYN, NY (https://www.google.com/maps/place/800%20POLY%20PLACE,BROOKLYN,NY)	Graph	1	\$40,000.00	\$40,000.00	\$40,000.00	\$40,000.00
Totals	Graph	1	\$40,000.00	\$40,000.00	\$40,000.00	\$40,000.00

Latitude: 40.609866 Longitude: -74.14806

Employer Name/Worksite Address	Graph	Count	Mean Wage	Median Wage	Lowest Wage	Highest Wage
PRIME HEALTHCARE SERVICES INC., 2550 VICTORY BLVD, STATEN ISLAND, NY (https://www.google.com/maps/place/2550%20VICTORY%20BLVD,STATEN%20ISLAND,NY)	Graph	1	\$52,000.00	\$52,000.00	\$52,000.00	\$52,000.00
Totals	Graph	1	\$52,000.00	\$52,000.00	\$52,000.00	\$52,000.00

Latitude: 40.609951 Longitude: -73.954567

Employer Name/Worksite Address	Graph	Count	Mean Wage	Median Wage	Lowest Wage	Highest Wage
PRIME QUALITY MEDICAL CARE P.C., 1645 E 19TH STREET, BROOKLYN, NY (https://www.google.com/maps/place/1645%20E%2019TH%20STREET,BROOKLYN,NY)	Graph	1	\$66,560.00	\$66,560.00	\$66,560.00	\$66,560.00
Totals	Graph	1	\$66,560.00	\$66,560.00	\$66,560.00	\$66,560.00

Employer Name/Worksite Address	Graph	Count	Mean Wage	Median Wage	Lowest Wage	Highest Wage
PRIME QUALITY MEDICAL CARE P.C., 1645 E 19TH STREET, BROOKLYN, NY (https://www.google.com/maps/place/1645%20E%2019TH%20STREET,BROOKLYN,NY)	Graph	1	\$66,560.00	\$66,560.00	\$66,560.00	\$66,560.00
Totals	Graph	1	\$66,560.00	\$66,560.00	\$66,560.00	\$66,560.00

Latitude: 40.61007 Longitude: -73.955436

Employer Name/Worksite Address	Graph	Count	Mean Wage	Median Wage	Lowest Wage	Highest Wage
MEMO TRADING INC., 1821 KINGS HIGHWAY, BROOKLYN, NY (https://www.google.com/maps/place/1821%20KINGS%20HIGHWAY,BROOKLYN,NY)	Graph	1	\$46,900.00	\$46,900.00	\$46,900.00	\$46,900.00
Totals	Graph	1	\$46,900.00	\$46,900.00	\$46,900.00	\$46,900.00

Employer Name/Worksite Address	Graph	Count	Mean Wage	Median Wage	Lowest Wage	Highest Wage
MEMO TRADING INC., 1821 KINGS HIGHWAY, BROOKLYN, NY (https://www.google.com/maps/place/1821%20KINGS%20HIGHWAY,BROOKLYN,NY)	Graph	1	\$46,900.00	\$46,900.00	\$46,900.00	\$46,900.00
Totals	Graph	1	\$46,900.00	\$46,900.00	\$46,900.00	\$46,900.00

Latitude: 40.610728 Longitude: -73.749148

Employer Name/Worksite Address	Graph	Count	Mean Wage	Median Wage	Lowest Wage	Highest Wage
KEL-TECH CONSTRUCTION, INC., 12-11 REDFERN AVENUE, FAR ROCKAWAY, NY (https://www.google.com/maps/place/12-11%20REDFERN%20AVENUE,FAR%20ROCKAWAY,NY)	Graph	1	\$72,000.00	\$72,000.00	\$72,000.00	\$72,000.00

Employer Name/Employer Address	Graph	Count	Mean Wage	Median Wage	Lowest Wage	Highest Wage
Totals	Graph	1	\$72,000.00	\$72,000.00	\$72,000.00	\$72,000.00

Employer Name/Worksite Address	Graph	Count	Mean Wage	Median Wage	Lowest Wage	Highest Wage
KEL-TECH CONSTRUCTION, INC., 12-11 REDFERN AVENUE, FAR ROCKAWAY, NY (https://www.google.com/maps/place/12-11%20REDFERN%20AVENUE,FAR%20ROCKAWAY,NY)	Graph	1	\$72,000.00	\$72,000.00	\$72,000.00	\$72,000.00
Totals	Graph	1	\$72,000.00	\$72,000.00	\$72,000.00	\$72,000.00

Latitude: 40.611295 Longitude: -74.165494

Employer Name/Employer Address	Graph	Count	Mean Wage	Median Wage	Lowest Wage	Highest Wage
SHOPTAKI INC., 159 COMMERCE ST, STATEN ISLAND, NY (https://www.google.com/maps/place/159%20COMMERCE%20ST,STATEN%20ISLAND,NY)	Graph	1	\$46,675.20	\$46,675.20	\$46,675.20	\$46,675.20
SHOPTAKI, 159 COMMERCE STREET, STATEN ISLAND, NY (https://www.google.com/maps/place/159%20COMMERCE%20STREET,STATEN%20ISLAND,NY)	Graph	1	\$52,000.00	\$52,000.00	\$52,000.00	\$52,000.00
Totals	Graph	2	\$49,337.60	\$46,675.20	\$46,675.20	\$52,000.00

Employer Name/Worksite Address	Graph	Count	Mean Wage	Median Wage	Lowest Wage	Highest Wage
SHOPTAKI INC., 159 COMMERCE ST, STATEN ISLAND, NY (https://www.google.com/maps/place/159%20COMMERCE%20ST,STATEN%20ISLAND,NY)	Graph	1	\$46,675.20	\$46,675.20	\$46,675.20	\$46,675.20
SHOPTAKI, 159 COMMERCE STREET, STATEN ISLAND, NY (https://www.google.com/maps/place/159%20COMMERCE%20STREET,STATEN%20ISLAND,NY)	Graph	1	\$52,000.00	\$52,000.00	\$52,000.00	\$52,000.00
Totals	Graph	2	\$49,337.60	\$46,675.20	\$46,675.20	\$52,000.00

Latitude: 40.611974 Longitude: -74.090343

Employer Name/Employer Address	Graph	Count	Mean Wage	Median Wage	Lowest Wage	Highest Wage
WAGNER COLLEGE, ONE CAMPUS ROAD, STATEN ISLAND, NY (https://www.google.com/maps/place/ONE%20CAMPUS%20ROAD,STATEN%20ISLAND,NY)	Graph	1	\$83,797.00	\$83,797.00	\$83,797.00	\$83,797.00
Totals	Graph	1	\$83,797.00	\$83,797.00	\$83,797.00	\$83,797.00

Employer Name/Worksite Address	Graph	Count	Mean Wage	Median Wage	Lowest Wage	Highest Wage
WAGNER COLLEGE, ONE CAMPUS ROAD, STATEN ISLAND, NY (https://www.google.com/maps/place/ONE%20CAMPUS%20ROAD,STATEN%20ISLAND,NY)	Graph	1	\$83,797.00	\$83,797.00	\$83,797.00	\$83,797.00
Totals	Graph	1	\$83,797.00	\$83,797.00	\$83,797.00	\$83,797.00

Latitude: 40.612962 Longitude: -74.175131

Employer Name/Employer Address	Graph	Count	Mean Wage	Median Wage	Lowest Wage	Highest Wage
GLOBAL IT ASSOCIATES, LLC., 1110 SOUTH AVENUE, STATEN ISLAND, NY (https://www.google.com/maps/place/1110%20SOUTH%20AVENUE,STATEN%20ISLAND,NY)	Graph	1	\$100,000.00	\$100,000.00	\$100,000.00	\$100,000.00
Totals	Graph	1	\$100,000.00	\$100,000.00	\$100,000.00	\$100,000.00

Employer Name/Worksite Address	Graph	Count	Mean Wage	Median Wage	Lowest Wage	Highest Wage
GLOBAL IT ASSOCIATES, LLC., 1110 SOUTH AVENUE, STATEN ISLAND, NY (https://www.google.com/maps/place/1110%20SOUTH%20AVENUE,STATEN%20ISLAND,NY)	Graph	1	\$100,000.00	\$100,000.00	\$100,000.00	\$100,000.00

Employer Name/Worksite Address	Graph	Count	Mean Wage	Median Wage	Lowest Wage	Highest Wage
INFINITE SOFTWARE SOLUTIONS, INC., 1110 SOUTH AVE, STATEN ISLAND, NY (https://www.google.com/maps/place/1110%20SOUTH%20AVE,STATEN%20ISLAND,NY)	Graph	2	\$94,500.00	\$84,000.00	\$84,000.00	\$105,000.00
Totals	Graph	3	\$96,333.33	\$100,000.00	\$84,000.00	\$105,000.00

Latitude: 40.613492 Longitude: -73.973954

Employer Name/Worksite Address	Graph	Count	Mean Wage	Median Wage	Lowest Wage	Highest Wage
CHIC HOME DESIGN LLC, 1618 MCDONALD AVENUE, BROOKLYN, NY (https://www.google.com/maps/place/1618%20MCDONALD%20AVENUE,BROOKLYN,NY)	Graph	2	\$51,376.00	\$51,376.00	\$51,376.00	\$51,376.00
Totals	Graph	2	\$51,376.00	\$51,376.00	\$51,376.00	\$51,376.00

Latitude: 40.613747 Longitude: -73.98144

Employer Name/Employer Address	Graph	Count	Mean Wage	Median Wage	Lowest Wage	Highest Wage
ACE MARKET NY INC., 6511 BAY PKWY, BROOKLYN, NY (https://www.google.com/maps/place/6511%20BAY%20PKWY,BROOKLYN,NY)	Graph	1	\$72,800.00	\$72,800.00	\$72,800.00	\$72,800.00
Totals	Graph	1	\$72,800.00	\$72,800.00	\$72,800.00	\$72,800.00

Employer Name/Worksite Address	Graph	Count	Mean Wage	Median Wage	Lowest Wage	Highest Wage
ACE MARKET NY INC., 6511 BAY PKWY, BROOKLYN, NY (https://www.google.com/maps/place/6511%20BAY%20PKWY,BROOKLYN,NY)	Graph	1	\$72,800.00	\$72,800.00	\$72,800.00	\$72,800.00
Totals	Graph	1	\$72,800.00	\$72,800.00	\$72,800.00	\$72,800.00

Latitude: 40.613858 Longitude: -73.995415

Employer Name/Employer Address	Graph	Count	Mean Wage	Median Wage	Lowest Wage	Highest Wage
FEDERATION OF ITALIAN-AMERICAN ORGANIZATIONS OF BROOKLYN, LTD, 7403 18TH AVENUE, BROOKLYN, NY (https://www.google.com/maps/place/7403%2018TH%20AVENUE,BROOKLYN,NY)	Graph	1	\$38,800.00	\$38,800.00	\$38,800.00	\$38,800.00
Totals	Graph	1	\$38,800.00	\$38,800.00	\$38,800.00	\$38,800.00

Employer Name/Worksite Address	Graph	Count	Mean Wage	Median Wage	Lowest Wage	Highest Wage
FEDERATION OF ITALIAN-AMERICAN ORGANIZATIONS OF BROOKLYN, LTD, 7403 18TH AVENUE, BROOKLYN, NY (https://www.google.com/maps/place/7403%2018TH%20AVENUE,BROOKLYN,NY)	Graph	1	\$38,800.00	\$38,800.00	\$38,800.00	\$38,800.00
Totals	Graph	1	\$38,800.00	\$38,800.00	\$38,800.00	\$38,800.00

Latitude: 40.61415 Longitude: -73.999176

Employer Name/Employer Address	Graph	Count	Mean Wage	Median Wage	Lowest Wage	Highest Wage
BASIC GROUPS CORP., 7622 17 AVE, BROOKLYN, NY (https://www.google.com/maps/place/7622%2017%20AVE,BROOKLYN,NY)	Graph	1	\$40,000.00	\$40,000.00	\$40,000.00	\$40,000.00
Totals	Graph	1	\$40,000.00	\$40,000.00	\$40,000.00	\$40,000.00

Employer Name/Worksite Address	Graph	Count	Mean Wage	Median Wage	Lowest Wage	Highest Wage
BASIC GROUPS CORP., 7622 17 AVE, BROOKLYN, NY (https://www.google.com/maps/place/7622%2017%20AVE,BROOKLYN,NY)	Graph	1	\$40,000.00	\$40,000.00	\$40,000.00	\$40,000.00

Employer Name/Worksite Address	Graph	Count	Mean Wage	Median Wage	Lowest Wage	Highest Wage
Totals	Graph	1	\$40,000.00	\$40,000.00	\$40,000.00	\$40,000.00

Latitude: 40.614209 Longitude: -74.006693

Employer Name/Worksite Address	Graph	Count	Mean Wage	Median Wage	Lowest Wage	Highest Wage
FANCY MAKER ENTERTAINMENT INC, 8106 15TH AVE, BROOKLYN, NY (https://www.google.com/maps/place/8106%2015TH%20AVE,BROOKLYN,NY)	Graph	3	\$47,146.67	\$47,840.00	\$37,440.00	\$56,160.00
Totals	Graph	3	\$47,146.67	\$47,840.00	\$37,440.00	\$56,160.00

Employer Name/Worksite Address	Graph	Count	Mean Wage	Median Wage	Lowest Wage	Highest Wage
FANCY MAKER ENTERTAINMENT INC, 8106 15TH AVE, BROOKLYN, NY (https://www.google.com/maps/place/8106%2015TH%20AVE,BROOKLYN,NY)	Graph	3	\$47,146.67	\$47,840.00	\$37,440.00	\$56,160.00
Totals	Graph	3	\$47,146.67	\$47,840.00	\$37,440.00	\$56,160.00

Latitude: 40.615136 Longitude: -74.023756

Employer Name/Worksite Address	Graph	Count	Mean Wage	Median Wage	Lowest Wage	Highest Wage
THE EXECU SEARCH GROUP LLC, 691 92ND STREET, BROOKLYN, NY (https://www.google.com/maps/place/691%2092ND%20STREET,BROOKLYN,NY)	Graph	320	\$72,974.59	\$76,752.00	\$65,520.00	\$79,996.80
Totals	Graph	320	\$72,974.59	\$76,752.00	\$65,520.00	\$79,996.80

Latitude: 40.615618 Longitude: -73.911438

Employer Name/Worksite Address	Graph	Count	Mean Wage	Median Wage	Lowest Wage	Highest Wage
YR CONSULTING SERVICES INC., 2151 E 64TH STREET, BROOKLYN, NY (https://www.google.com/maps/place/2151%20E%2064TH%20STREET,BROOKLYN,NY)	Graph	1	\$55,764.80	\$55,764.80	\$55,764.80	\$55,764.80
Totals	Graph	1	\$55,764.80	\$55,764.80	\$55,764.80	\$55,764.80

Employer Name/Worksite Address	Graph	Count	Mean Wage	Median Wage	Lowest Wage	Highest Wage
YR CONSULTING SERVICES INC., 2151 E 64TH STREET, BROOKLYN, NY (https://www.google.com/maps/place/2151%20E%2064TH%20STREET,BROOKLYN,NY)	Graph	1	\$55,764.80	\$55,764.80	\$55,764.80	\$55,764.80
Totals	Graph	1	\$55,764.80	\$55,764.80	\$55,764.80	\$55,764.80

Latitude: 40.6157 Longitude: -74.034304

Employer Name/Worksite Address	Graph	Count	Mean Wage	Median Wage	Lowest Wage	Highest Wage
SOFTOVA, INC., 9712 3RD AVE, BROOKLYN, NY (https://www.google.com/maps/place/9712%203RD%20AVE,BROOKLYN,NY)	Graph	1	\$80,000.00	\$80,000.00	\$80,000.00	\$80,000.00
Totals	Graph	1	\$80,000.00	\$80,000.00	\$80,000.00	\$80,000.00

Latitude: 40.616241 Longitude: -73.977555

Employer Name/Worksite Address	Graph	Count	Mean Wage	Median Wage	Lowest Wage	Highest Wage
ARK BUILDERS CORP., 2239 60TH STREET, BROOKLYN, NY (https://www.google.com/maps/place/2239%2060TH%20STREET,BROOKLYN,NY)	Graph	1	\$73,132.80	\$73,132.80	\$73,132.80	\$73,132.80

Employer Name/Employer Address	Graph	Count	Mean Wage	Median Wage	Lowest Wage	Highest Wage
Totals	Graph	1	\$73,132.80	\$73,132.80	\$73,132.80	\$73,132.80

Employer Name/Worksite Address	Graph	Count	Mean Wage	Median Wage	Lowest Wage	Highest Wage
ARK BUILDERS CORP., 2239 60TH STREET, BROOKLYN, NY (https://www.google.com/maps/place/2239%2060TH%20STREET,BROOKLYN,NY)	Graph	1	\$73,132.80	\$73,132.80	\$73,132.80	\$73,132.80
Totals	Graph	1	\$73,132.80	\$73,132.80	\$73,132.80	\$73,132.80

Latitude: 40.616594 Longitude: -73.746168

Employer Name/Employer Address	Graph	Count	Mean Wage	Median Wage	Lowest Wage	Highest Wage
NAGAN CONSTRUCTION, INC., 226 WANSER AVENUE, INWOOD, NY (https://www.google.com/maps/place/226%20WANSER%20AVENUE,INWOOD,NY)	Graph	4	\$56,639.00	\$50,400.00	\$49,670.00	\$76,086.00
Totals	Graph	4	\$56,639.00	\$50,400.00	\$49,670.00	\$76,086.00

Employer Name/Worksite Address	Graph	Count	Mean Wage	Median Wage	Lowest Wage	Highest Wage
NAGAN CONSTRUCTION, INC., 226 WANSER AVENUE, INWOOD, NY (https://www.google.com/maps/place/226%20WANSER%20AVENUE,INWOOD,NY)	Graph	4	\$56,639.00	\$50,400.00	\$49,670.00	\$76,086.00
Totals	Graph	4	\$56,639.00	\$50,400.00	\$49,670.00	\$76,086.00

Latitude: 40.616667 Longitude: -73.978591

Employer Name/Employer Address	Graph	Count	Mean Wage	Median Wage	Lowest Wage	Highest Wage
GENESIS FERTILITY AND REPRODUCTIVE MEDICINE, P.C., 6010 BAY PARKWAY, BROOKLYN, NY (https://www.google.com/maps/place/6010%20BAY%20PARKWAY,BROOKLYN,NY)	Graph	1	\$200,000.00	\$200,000.00	\$200,000.00	\$200,000.00
Totals	Graph	1	\$200,000.00	\$200,000.00	\$200,000.00	\$200,000.00

Employer Name/Worksite Address	Graph	Count	Mean Wage	Median Wage	Lowest Wage	Highest Wage
GENESIS FERTILITY AND REPRODUCTIVE MEDICINE, P.C., 6010 BAY PARKWAY, BROOKLYN, NY (https://www.google.com/maps/place/6010%20BAY%20PARKWAY,BROOKLYN,NY)	Graph	1	\$200,000.00	\$200,000.00	\$200,000.00	\$200,000.00
Totals	Graph	1	\$200,000.00	\$200,000.00	\$200,000.00	\$200,000.00

Latitude: 40.616699 Longitude: -74.013064

Employer Name/Worksite Address	Graph	Count	Mean Wage	Median Wage	Lowest Wage	Highest Wage
GRANDISON MANAGEMENT, INC., 810 ST. MARKS AVENUE, BROOKLYN, NY (https://www.google.com/maps/place/810%20ST.%20MARKS%20AVENUE,BROOKLYN,NY)	Graph	10	\$65,748.80	\$65,748.80	\$65,748.80	\$65,748.80
Totals	Graph	10	\$65,748.80	\$65,748.80	\$65,748.80	\$65,748.80

Latitude: 40.617783 Longitude: -73.965748

Employer Name/Employer Address	Graph	Count	Mean Wage	Median Wage	Lowest Wage	Highest Wage
STUFF BY LAUREN MISHAAN INC., 1283 EAST 9TH STREET, BROOKLYN, NY (https://www.google.com/maps/place/1283%20EAST%209TH%20STREET,BROOKLYN,NY)	Graph	2	\$57,096.00	\$57,096.00	\$57,096.00	\$57,096.00
Totals	Graph	2	\$57,096.00	\$57,096.00	\$57,096.00	\$57,096.00

Employer Name/Worksite Address	Graph	Count	Mean Wage	Median Wage	Lowest Wage	Highest Wage
STUFF BY LAUREN MISHAAN INC., 1283 EAST 9TH STREET, BROOKLYN, NY (https://www.google.com/maps/place/1283%20EAST%209TH%20STREET,BROOKLYN,NY)	Graph	2	\$57,096.00	\$57,096.00	\$57,096.00	\$57,096.00
Totals	Graph	2	\$57,096.00	\$57,096.00	\$57,096.00	\$57,096.00

Latitude: 40.61878 Longitude: -73.984826

Employer Name/Worksite Address	Graph	Count	Mean Wage	Median Wage	Lowest Wage	Highest Wage
SUPERIOR SOFTWARE AND TECHNOLOGY SOLUTIONS, LLC., 6201 15TH AVENUE, BROOKLYN, NY (https://www.google.com/maps/place/6201%2015TH%20AVENUE,BROOKLYN,NY)	Graph	1	\$60,000.00	\$60,000.00	\$60,000.00	\$60,000.00
Totals	Graph	1	\$60,000.00	\$60,000.00	\$60,000.00	\$60,000.00

Latitude: 40.618874 Longitude: -73.98963

Employer Name/Employer Address	Graph	Count	Mean Wage	Median Wage	Lowest Wage	Highest Wage
NY DEVELOPERS & MANAGEMENT INC., 1825 65TH STREET, BROOKLYN, NY (https://www.google.com/maps/place/1825%2065TH%20STREET,BROOKLYN,NY)	Graph	16	\$70,475.00	\$65,000.00	\$62,200.00	\$100,000.00
Totals	Graph	16	\$70,475.00	\$65,000.00	\$62,200.00	\$100,000.00

Employer Name/Worksite Address	Graph	Count	Mean Wage	Median Wage	Lowest Wage	Highest Wage
NY DEVELOPERS & MANAGEMENT INC., 1825 65TH STREET, BROOKLYN, NY (https://www.google.com/maps/place/1825%2065TH%20STREET,BROOKLYN,NY)	Graph	16	\$70,475.00	\$65,000.00	\$62,200.00	\$100,000.00
Totals	Graph	16	\$70,475.00	\$65,000.00	\$62,200.00	\$100,000.00

Latitude: 40.621161 Longitude: -74.075179

Employer Name/Employer Address	Graph	Count	Mean Wage	Median Wage	Lowest Wage	Highest Wage
CENTERS PLAN FOR HEALTHY LIVING, LLC, 75 VANDERBILT AVENUE, STATEN ISLAND, NY (https://www.google.com/maps/place/75%20VANDERBILT%20AVENUE,STATEN%20ISLAND,NY)	Graph	13	\$67,183.14	\$61,000.00	\$50,000.00	\$90,000.00
Totals	Graph	13	\$67,183.14	\$61,000.00	\$50,000.00	\$90,000.00

Employer Name/Worksite Address	Graph	Count	Mean Wage	Median Wage	Lowest Wage	Highest Wage
CENTERS PLAN FOR HEALTHY LIVING, LLC, 75 VANDERBILT AVENUE, STATEN ISLAND, NY (https://www.google.com/maps/place/75%20VANDERBILT%20AVENUE,STATEN%20ISLAND,NY)	Graph	15	\$66,522.96	\$61,000.00	\$50,000.00	\$90,000.00
Totals	Graph	15	\$66,522.96	\$61,000.00	\$50,000.00	\$90,000.00

Latitude: 40.622013 Longitude: -74.030141

Employer Name/Worksite Address	Graph	Count	Mean Wage	Median Wage	Lowest Wage	Highest Wage
SURE WE CAN INC., 219 MCKIBBIN STREET, BROOKLYN, NY (https://www.google.com/maps/place/219%20MCKIBBIN%20STREET,BROOKLYN,NY)	Graph	1	\$61,600.00	\$61,600.00	\$61,600.00	\$61,600.00
WRITE ON EDITORS INC., 332 90TH STREET, BROOKLYN, NY (https://www.google.com/maps/place/332%2090TH%20STREET,BROOKLYN,NY)	Graph	1	\$66,560.00	\$66,560.00	\$66,560.00	\$66,560.00
HANDS OF HOPE PT PC, 545 85TH STREET, BROOKLYN, NY (https://www.google.com/maps/place/545%2085TH%20STREET,BROOKLYN,NY)	Graph	2	\$41,080.00	\$41,080.00	\$41,080.00	\$41,080.00
THE RESEARCH FOUNDATION FOR S.U.N.Y., VA MEDICAL CENTER, BROOKLYN, NY (https://www.google.com/maps/place/VA%20MEDICAL%20CENTER,BROOKLYN,NY)	Graph	2	\$52,500.00	\$50,000.00	\$50,000.00	\$55,000.00

Employer Name/Worksite Address	Graph	Count	Mean Wage	Median Wage	Lowest Wage	Highest Wage
Totals	Graph	6	\$52,553.33	\$50,000.00	\$41,080.00	\$66,560.00

Latitude: 40.622027 Longitude: -73.964587

Employer Name/Worksite Address	Graph	Count	Mean Wage	Median Wage	Lowest Wage	Highest Wage
GRANDISON MANAGEMENT, INC., 1455 CONEY ISLAND AVENUE, BROOKLYN, NY (https://www.google.com/maps/place/1455%20CONEY%20ISLAND%20AVENUE,BROOKLYN,NY)	Graph	60	\$65,748.80	\$65,748.80	\$65,748.80	\$65,748.80
Totals	Graph	60	\$65,748.80	\$65,748.80	\$65,748.80	\$65,748.80

Latitude: 40.622164 Longitude: -73.965105

Employer Name/Worksite Address	Graph	Count	Mean Wage	Median Wage	Lowest Wage	Highest Wage
BEST TOUCH PT PC, 5321 FLATLAND AVENUE, BROOKLYN, NY (https://www.google.com/maps/place/5321%20FLATLAND%20AVENUE,BROOKLYN,NY)	Graph	1	\$47,632.00	\$47,632.00	\$47,632.00	\$47,632.00
Totals	Graph	1	\$47,632.00	\$47,632.00	\$47,632.00	\$47,632.00

Latitude: 40.622231 Longitude: -74.078309

Employer Name/Worksite Address	Graph	Count	Mean Wage	Median Wage	Lowest Wage	Highest Wage
GRANDISON MANAGEMENT, INC., 91 TOMPKINS AVENUE, STATEN ISLAND, NY (https://www.google.com/maps/place/91%20TOMPKINS%20AVENUE,STATEN%20ISLAND,NY)	Graph	80	\$65,655.20	\$65,748.80	\$65,000.00	\$65,748.80
Totals	Graph	80	\$65,655.20	\$65,748.80	\$65,000.00	\$65,748.80

Latitude: 40.622324 Longitude: -73.964563

Employer Name/Employer Address	Graph	Count	Mean Wage	Median Wage	Lowest Wage	Highest Wage
SHALOM'S PHARMACY INC., 1106 AVENUE K, 1ST FLOOR, BROOKLYN, NY (https://www.google.com/maps/place/1106%20AVENUE%20K,%201ST%20FLOOR,BROOKLYN,NY)	Graph	1	\$51,022.40	\$51,022.40	\$51,022.40	\$51,022.40
Totals	Graph	1	\$51,022.40	\$51,022.40	\$51,022.40	\$51,022.40

Employer Name/Worksite Address	Graph	Count	Mean Wage	Median Wage	Lowest Wage	Highest Wage
SHALOM'S PHARMACY INC., 1106 AVENUE K, 1ST FLOOR, BROOKLYN, NY (https://www.google.com/maps/place/1106%20AVENUE%20K,%201ST%20FLOOR,BROOKLYN,NY)	Graph	1	\$51,022.40	\$51,022.40	\$51,022.40	\$51,022.40
Totals	Graph	1	\$51,022.40	\$51,022.40	\$51,022.40	\$51,022.40

Latitude: 40.622328 Longitude: -73.734136

Employer Name/Employer Address	Graph	Count	Mean Wage	Median Wage	Lowest Wage	Highest Wage
FIVE TOWNS TOTAL MEDICAL CARE PC, 275 ROCKAWAY TPKE., LAWRENCE, NY (https://www.google.com/maps/place/275%20ROCKAWAY%20TPKE.,LAWRENCE,NY)	Graph	1	\$61,401.60	\$61,401.60	\$61,401.60	\$61,401.60
Totals	Graph	1	\$61,401.60	\$61,401.60	\$61,401.60	\$61,401.60

Employer Name/Worksite Address	Graph	Count	Mean Wage	Median Wage	Lowest Wage	Highest Wage
FIVE TOWNS TOTAL MEDICAL CARE PC, 275 ROCKAWAY TPKE, LAWRENCE, NY (https://www.google.com/maps/place/275%20ROCKAWAY%20TPKE,LAWRENCE,NY)	Graph	1	\$61,401.60	\$61,401.60	\$61,401.60	\$61,401.60

Employer Name/Worksite Address	Graph	Count	Mean Wage	Median Wage	Lowest Wage	Highest Wage
Totals	Graph	1	\$61,401.60	\$61,401.60	\$61,401.60	\$61,401.60

Latitude: 40.622366 Longitude: -73.945971

Employer Name/Worksite Address	Graph	Count	Mean Wage	Median Wage	Lowest Wage	Highest Wage
AHAVA MEDICAL & REHABILITATION CENTER, LLC, 2555 NOSTRAND AVENUE, BROOKLYN, NY (https://www.google.com/maps/place/2555%20NOSTRAND%20AVENUE,BROOKLYN,NY)	Graph	1	\$93,600.00	\$93,600.00	\$93,600.00	\$93,600.00
Totals	Graph	1	\$93,600.00	\$93,600.00	\$93,600.00	\$93,600.00

Employer Name/Worksite Address	Graph	Count	Mean Wage	Median Wage	Lowest Wage	Highest Wage
AHAVA MEDICAL & REHABILITATION CENTER, LLC, 2555 NOSTRAND AVENUE, BROOKLYN, NY (https://www.google.com/maps/place/2555%20NOSTRAND%20AVENUE,BROOKLYN,NY)	Graph	1	\$93,600.00	\$93,600.00	\$93,600.00	\$93,600.00
Totals	Graph	1	\$93,600.00	\$93,600.00	\$93,600.00	\$93,600.00

Latitude: 40.622547 Longitude: -74.005191

Employer Name/Worksite Address	Graph	Count	Mean Wage	Median Wage	Lowest Wage	Highest Wage
UNO A BROKERAGE, INC., 7110 13TH AVENUE, BROOKLYN, NY (https://www.google.com/maps/place/7110%2013TH%20AVENUE,BROOKLYN,NY)	Graph	1	\$46,675.00	\$46,675.00	\$46,675.00	\$46,675.00
NYC CHAMPIONS TKD, INC., 7102 13TH STREET, BROOKLYN, NY (https://www.google.com/maps/place/7102%2013TH%20STREET,BROOKLYN,NY)	Graph	2	\$47,985.60	\$47,985.60	\$47,985.60	\$47,985.60
Totals	Graph	3	\$47,548.73	\$47,985.60	\$46,675.00	\$47,985.60

Employer Name/Worksite Address	Graph	Count	Mean Wage	Median Wage	Lowest Wage	Highest Wage
UNO A BROKERAGE, INC., 7110 13TH AVENUE, BROOKLYN, NY (https://www.google.com/maps/place/7110%2013TH%20AVENUE,BROOKLYN,NY)	Graph	1	\$46,675.00	\$46,675.00	\$46,675.00	\$46,675.00
NYC CHAMPIONS TKD, INC., 7102 13TH STREET, BROOKLYN, NY (https://www.google.com/maps/place/7102%2013TH%20STREET,BROOKLYN,NY)	Graph	2	\$47,985.60	\$47,985.60	\$47,985.60	\$47,985.60
Totals	Graph	3	\$47,548.73	\$47,985.60	\$46,675.00	\$47,985.60

Latitude: 40.622706 Longitude: -74.019398

Employer Name/Worksite Address	Graph	Count	Mean Wage	Median Wage	Lowest Wage	Highest Wage
NAZRISHO & ASSOCIATES, P.C., 8023 7TH AVENUE, BROOKLYN, NY (https://www.google.com/maps/place/8023%207TH%20AVENUE,BROOKLYN,NY)	Graph	1	\$124,800.00	\$124,800.00	\$124,800.00	\$124,800.00
Totals	Graph	1	\$124,800.00	\$124,800.00	\$124,800.00	\$124,800.00

Employer Name/Worksite Address	Graph	Count	Mean Wage	Median Wage	Lowest Wage	Highest Wage
NAZRISHO & ASSOCIATES, P.C., 8023 7TH AVENUE, BROOKLYN, NY (https://www.google.com/maps/place/8023%207TH%20AVENUE,BROOKLYN,NY)	Graph	1	\$124,800.00	\$124,800.00	\$124,800.00	\$124,800.00
Totals	Graph	1	\$124,800.00	\$124,800.00	\$124,800.00	\$124,800.00

Latitude: 40.62315 Longitude: -73.723049

Employer Name/Worksite Address	Graph	Count	Mean Wage	Median Wage	Lowest Wage	Highest Wage
--------------------------------	-------	-------	-----------	-------------	-------------	--------------

Employer Name/Employer Address	Graph	Count	Mean Wage	Median Wage	Lowest Wage	Highest Wage
COPPOLA BEAUTY LLC, 553 WILLOW AVENUE, CEDARHURST, NY (https://www.google.com/maps/place/553%20WILLOW%20AVENUE,CEDARHURST,NY)	Graph	1	\$50,000.00	\$50,000.00	\$50,000.00	\$50,000.00
Totals	Graph	1	\$50,000.00	\$50,000.00	\$50,000.00	\$50,000.00

Employer Name/Worksite Address	Graph	Count	Mean Wage	Median Wage	Lowest Wage	Highest Wage
COPPOLA BEAUTY LLC, 553 WILLOW AVENUE, CEDARHURST, NY (https://www.google.com/maps/place/553%20WILLOW%20AVENUE,CEDARHURST,NY)	Graph	1	\$50,000.00	\$50,000.00	\$50,000.00	\$50,000.00
Totals	Graph	1	\$50,000.00	\$50,000.00	\$50,000.00	\$50,000.00

Latitude: 40.623368 Longitude: -74.03117

Employer Name/Worksite Address	Graph	Count	Mean Wage	Median Wage	Lowest Wage	Highest Wage
BODY IN BALANCE PHYSICAL THERAPY, PC, 8616 3RD AVENUE, BROOKLYN, NY (https://www.google.com/maps/place/8616%203RD%20AVENUE,BROOKLYN,NY)	Graph	1	\$82,000.00	\$82,000.00	\$82,000.00	\$82,000.00
Totals	Graph	1	\$82,000.00	\$82,000.00	\$82,000.00	\$82,000.00

Latitude: 40.62357 Longitude: -73.997811

Employer Name/Employer Address	Graph	Count	Mean Wage	Median Wage	Lowest Wage	Highest Wage
HONWA CORP, 6510 NEW UTRECHT AVENUE, BROOKLYN, NY (https://www.google.com/maps/place/6510%20NEW%20UTRECHT%20AVENUE,BROOKLYN,NY)	Graph	1	\$38,916.80	\$38,916.80	\$38,916.80	\$38,916.80
Totals	Graph	1	\$38,916.80	\$38,916.80	\$38,916.80	\$38,916.80

Employer Name/Worksite Address	Graph	Count	Mean Wage	Median Wage	Lowest Wage	Highest Wage
HONWA CORP, 6510 NEW UTRECHT AVENUE, BROOKLYN, NY (https://www.google.com/maps/place/6510%20NEW%20UTRECHT%20AVENUE,BROOKLYN,NY)	Graph	1	\$38,916.80	\$38,916.80	\$38,916.80	\$38,916.80
Totals	Graph	1	\$38,916.80	\$38,916.80	\$38,916.80	\$38,916.80

Latitude: 40.623812 Longitude: -73.974727

Employer Name/Employer Address	Graph	Count	Mean Wage	Median Wage	Lowest Wage	Highest Wage
ENERGY SPECTRUM, INC., 1114 AVENUE J, 3RD FL, BROOKLYN, NY (https://www.google.com/maps/place/1114%20AVENUE%20J,%203RD%20FL,BROOKLYN,NY)	Graph	2	\$54,193.00	\$50,000.00	\$50,000.00	\$58,386.00
Totals	Graph	2	\$54,193.00	\$50,000.00	\$50,000.00	\$58,386.00

Employer Name/Worksite Address	Graph	Count	Mean Wage	Median Wage	Lowest Wage	Highest Wage
ENERGY SPECTRUM, INC., 1114 AVENUE J, 3RD FL, BROOKLYN, NY (https://www.google.com/maps/place/1114%20AVENUE%20J,%203RD%20FL,BROOKLYN,NY)	Graph	2	\$54,193.00	\$50,000.00	\$50,000.00	\$58,386.00
Totals	Graph	2	\$54,193.00	\$50,000.00	\$50,000.00	\$58,386.00

Latitude: 40.624152 Longitude: -74.02489

Employer Name/Employer Address	Graph	Count	Mean Wage	Median Wage	Lowest Wage	Highest Wage
AMF CONSULTING INC., 8226 5TH AVE, BROOKLYN, NY (https://www.google.com/maps/place/8226%205TH%20AVE,BROOKLYN,NY)	Graph	1	\$76,170.00	\$76,170.00	\$76,170.00	\$76,170.00

Employer Name/Employer Address	Graph	Count	Mean Wage	Median Wage	Lowest Wage	Highest Wage
Totals	Graph	1	\$76,170.00	\$76,170.00	\$76,170.00	\$76,170.00

Employer Name/Worksite Address	Graph	Count	Mean Wage	Median Wage	Lowest Wage	Highest Wage
AMF CONSULTING INC., 8226 5TH AVE, BROOKLYN, NY (https://www.google.com/maps/place/8226%205TH%20AVE,BROOKLYN,NY)	Graph	1	\$76,170.00	\$76,170.00	\$76,170.00	\$76,170.00
Totals	Graph	1	\$76,170.00	\$76,170.00	\$76,170.00	\$76,170.00

Latitude: 40.624911 Longitude: -73.995376

Employer Name/Employer Address	Graph	Count	Mean Wage	Median Wage	Lowest Wage	Highest Wage
AMERICAN STOCK TRANSFER & TRUST COMPANY, LLC, 6201 15TH AVENUE, BROOKLYN, NY (https://www.google.com/maps/place/6201%2015TH%20AVENUE,BROOKLYN,NY)	Graph	3	\$166,921.67	\$120,000.00	\$55,765.00	\$325,000.00
Totals	Graph	3	\$166,921.67	\$120,000.00	\$55,765.00	\$325,000.00

Employer Name/Worksite Address	Graph	Count	Mean Wage	Median Wage	Lowest Wage	Highest Wage
AMERICAN STOCK TRANSFER & TRUST COMPANY, LLC, 6201 15TH AVENUE, BROOKLYN, NY (https://www.google.com/maps/place/6201%2015TH%20AVENUE,BROOKLYN,NY)	Graph	4	\$144,375.00	\$72,500.00	\$60,000.00	\$325,000.00
Totals	Graph	4	\$144,375.00	\$72,500.00	\$60,000.00	\$325,000.00

Latitude: 40.625447 Longitude: -73.995004

Employer Name/Worksite Address	Graph	Count	Mean Wage	Median Wage	Lowest Wage	Highest Wage
AMERICAN STOCK TRANSFER & TRUST COMPANY, LLC, 6102 15TH AVENUE, BROOKLYN, NY (https://www.google.com/maps/place/6102%2015TH%20AVENUE,BROOKLYN,NY)	Graph	1	\$55,765.00	\$55,765.00	\$55,765.00	\$55,765.00
Totals	Graph	1	\$55,765.00	\$55,765.00	\$55,765.00	\$55,765.00

Latitude: 40.625737 Longitude: -73.979951

Employer Name/Worksite Address	Graph	Count	Mean Wage	Median Wage	Lowest Wage	Highest Wage
GRANDISON MANAGEMENT, INC., 5110 19 AVENUE, BROOKLYN, NY (https://www.google.com/maps/place/5110%2019%20AVENUE,BROOKLYN,NY)	Graph	10	\$65,748.80	\$65,748.80	\$65,748.80	\$65,748.80
GRANDISON MANAGEMENT, INC., 5110 19TH AVENUE, BROOKLYN, NY (https://www.google.com/maps/place/5110%2019TH%20AVENUE,BROOKLYN,NY)	Graph	10	\$65,748.80	\$65,748.80	\$65,748.80	\$65,748.80
Totals	Graph	20	\$65,748.80	\$65,748.80	\$65,748.80	\$65,748.80

Latitude: 40.625787 Longitude: -73.726686

Employer Name/Employer Address	Graph	Count	Mean Wage	Median Wage	Lowest Wage	Highest Wage
RAM DISTRIBUTION GROUP LLC, 377 B PEARSALL AVE, CEDARHURST, NY (https://www.google.com/maps/place/377%20B%20PEARSALL%20AVE,CEDARHURST,NY)	Graph	1	\$37,500.00	\$37,500.00	\$37,500.00	\$37,500.00
Totals	Graph	1	\$37,500.00	\$37,500.00	\$37,500.00	\$37,500.00

Employer Name/Worksite Address	Graph	Count	Mean Wage	Median Wage	Lowest Wage	Highest Wage
RAM DISTRIBUTION GROUP LLC, 377 B PEARSALL AVE, CEDARHURST, NY (https://www.google.com/maps/place/377%20B%20PEARSALL%20AVE,CEDARHURST,NY)	Graph	1	\$37,500.00	\$37,500.00	\$37,500.00	\$37,500.00

Employer Name/Worksite Address	Graph	Count	Mean Wage	Median Wage	Lowest Wage	Highest Wage
Totals	Graph	1	\$37,500.00	\$37,500.00	\$37,500.00	\$37,500.00

Latitude: 40.626011 Longitude: -74.148503

Employer Name/Worksite Address	Graph	Count	Mean Wage	Median Wage	Lowest Wage	Highest Wage
RICHMOND IHOP LLC, 501 MORNINGSTAR ROAD, STATEN ISLAND, NY (https://www.google.com/maps/place/501%20MORNINGSTAR%20ROAD,STATEN%20ISLAND,NY)	Graph	1	\$63,190.40	\$63,190.40	\$63,190.40	\$63,190.40
Totals	Graph	1	\$63,190.40	\$63,190.40	\$63,190.40	\$63,190.40

Employer Name/Worksite Address	Graph	Count	Mean Wage	Median Wage	Lowest Wage	Highest Wage
RICHMOND IHOP LLC, 501 MORNINGSTAR ROAD, STATEN ISLAND, NY (https://www.google.com/maps/place/501%20MORNINGSTAR%20ROAD,STATEN%20ISLAND,NY)	Graph	1	\$63,190.40	\$63,190.40	\$63,190.40	\$63,190.40
Totals	Graph	1	\$63,190.40	\$63,190.40	\$63,190.40	\$63,190.40

Latitude: 40.626394 Longitude: -74.158686

Employer Name/Worksite Address	Graph	Count	Mean Wage	Median Wage	Lowest Wage	Highest Wage
BEACON CHRISTIAN COMMUNITY HEALTH CENTER, INC., 2079 FOREST AVENUE, STATEN ISLAND, NY (https://www.google.com/maps/place/2079%20FOREST%20AVENUE,STATEN%20ISLAND,NY)	Graph	1	\$55,765.00	\$55,765.00	\$55,765.00	\$55,765.00
Totals	Graph	1	\$55,765.00	\$55,765.00	\$55,765.00	\$55,765.00

Employer Name/Worksite Address	Graph	Count	Mean Wage	Median Wage	Lowest Wage	Highest Wage
BEACON CHRISTIAN COMMUNITY HEALTH CENTER, INC., 2079 FOREST AVENUE, STATEN ISLAND, NY (https://www.google.com/maps/place/2079%20FOREST%20AVENUE,STATEN%20ISLAND,NY)	Graph	1	\$55,765.00	\$55,765.00	\$55,765.00	\$55,765.00
Totals	Graph	1	\$55,765.00	\$55,765.00	\$55,765.00	\$55,765.00

Latitude: 40.626429 Longitude: -74.023959

Employer Name/Worksite Address	Graph	Count	Mean Wage	Median Wage	Lowest Wage	Highest Wage
JAY CAPITAL LTD., 7912 FIFTH AVENUE, BROOKLYN, NY (https://www.google.com/maps/place/7912%20FIFTH%20AVENUE,BROOKLYN,NY)	Graph	1	\$95,000.00	\$95,000.00	\$95,000.00	\$95,000.00
Totals	Graph	1	\$95,000.00	\$95,000.00	\$95,000.00	\$95,000.00

Employer Name/Worksite Address	Graph	Count	Mean Wage	Median Wage	Lowest Wage	Highest Wage
JAY CAPITAL LTD., 7912 FIFTH AVENUE, BROOKLYN, NY (https://www.google.com/maps/place/7912%20FIFTH%20AVENUE,BROOKLYN,NY)	Graph	1	\$95,000.00	\$95,000.00	\$95,000.00	\$95,000.00
Totals	Graph	1	\$95,000.00	\$95,000.00	\$95,000.00	\$95,000.00

Latitude: 40.626439 Longitude: -73.900511

Employer Name/Worksite Address	Graph	Count	Mean Wage	Median Wage	Lowest Wage	Highest Wage
SERENITY LASER DENTAL PC, 94-01 SEAVIEW AVENUE, BROOKLYN, NY (https://www.google.com/maps/place/94-01%20SEAVIEW%20AVENUE,BROOKLYN,NY)	Graph	1	\$31,408.00	\$31,408.00	\$31,408.00	\$31,408.00
Totals	Graph	1	\$31,408.00	\$31,408.00	\$31,408.00	\$31,408.00

Employer Name/Worksite Address	Graph	Count	Mean Wage	Median Wage	Lowest Wage	Highest Wage
SERENITY LASER DENTAL PC, 94-01 SEAVIEW AVENUE, BROOKLYN, NY (https://www.google.com/maps/place/94-01%20SEAVIEW%20AVENUE,BROOKLYN,NY)	Graph	1	\$31,408.00	\$31,408.00	\$31,408.00	\$31,408.00
Totals	Graph	1	\$31,408.00	\$31,408.00	\$31,408.00	\$31,408.00

Latitude: 40.626492 Longitude: -73.941934

Employer Name/Worksite Address	Graph	Count	Mean Wage	Median Wage	Lowest Wage	Highest Wage
GLOBAL IT SOLUTIONS USI, INC., 1133 EAST 35TH STREET, BROOKLYN, NY (https://www.google.com/maps/place/1133%20EAST%2035TH%20STREET,BROOKLYN,NY)	Graph	1	\$65,000.00	\$65,000.00	\$65,000.00	\$65,000.00
Totals	Graph	1	\$65,000.00	\$65,000.00	\$65,000.00	\$65,000.00

Employer Name/Worksite Address	Graph	Count	Mean Wage	Median Wage	Lowest Wage	Highest Wage
GLOBAL IT SOLUTIONS USI, INC., 1133 EAST 35TH STREET, BROOKLYN, NY (https://www.google.com/maps/place/1133%20EAST%2035TH%20STREET,BROOKLYN,NY)	Graph	1	\$65,000.00	\$65,000.00	\$65,000.00	\$65,000.00
Totals	Graph	1	\$65,000.00	\$65,000.00	\$65,000.00	\$65,000.00

Latitude: 40.626862 Longitude: -73.946679

Employer Name/Worksite Address	Graph	Count	Mean Wage	Median Wage	Lowest Wage	Highest Wage
RUBIN DEVELOPMENT AND CONSTRUCTION, INC., 3021 AVENUE J, BROOKLYN, NY (https://www.google.com/maps/place/3021%20AVENUE%20J,BROOKLYN,NY)	Graph	1	\$50,000.00	\$50,000.00	\$50,000.00	\$50,000.00
Totals	Graph	1	\$50,000.00	\$50,000.00	\$50,000.00	\$50,000.00

Employer Name/Worksite Address	Graph	Count	Mean Wage	Median Wage	Lowest Wage	Highest Wage
RUBIN DEVELOPMENT AND CONSTRUCTION, INC., 3021 AVENUE J, BROOKLYN, NY (https://www.google.com/maps/place/3021%20AVENUE%20J,BROOKLYN,NY)	Graph	1	\$50,000.00	\$50,000.00	\$50,000.00	\$50,000.00
Totals	Graph	1	\$50,000.00	\$50,000.00	\$50,000.00	\$50,000.00

Latitude: 40.628057 Longitude: -73.99588

Employer Name/Worksite Address	Graph	Count	Mean Wage	Median Wage	Lowest Wage	Highest Wage
PROJECT SOCIAL CARE HEAD START, INC., 5902 14TH AVENUE, BROOKLYN, NY (https://www.google.com/maps/place/5902%2014TH%20AVENUE,BROOKLYN,NY)	Graph	1	\$57,200.00	\$57,200.00	\$57,200.00	\$57,200.00
Totals	Graph	1	\$57,200.00	\$57,200.00	\$57,200.00	\$57,200.00

Employer Name/Worksite Address	Graph	Count	Mean Wage	Median Wage	Lowest Wage	Highest Wage
PROJECT SOCIAL CARE HEAD START, INC., 5902 14TH AVENUE, BROOKLYN, NY (https://www.google.com/maps/place/5902%2014TH%20AVENUE,BROOKLYN,NY)	Graph	1	\$57,200.00	\$57,200.00	\$57,200.00	\$57,200.00
Totals	Graph	1	\$57,200.00	\$57,200.00	\$57,200.00	\$57,200.00

Latitude: 40.628145 Longitude: -73.946323

Employer Name/Worksite Address	Graph	Count	Mean Wage	Median Wage	Lowest Wage	Highest Wage
EAST MIDWOOD HEBREW DAY SCHOOL, 1256 EAST 21 STREET, BROOKLYN, NY (https://www.google.com/maps/place/1256%20EAST%2021%20STREET,BROOKLYN,NY)	Graph	1	\$47,881.60	\$47,881.60	\$47,881.60	\$47,881.60

Employer Name/Employer Address	Graph	Count	Mean Wage	Median Wage	Lowest Wage	Highest Wage
Totals	Graph	1	\$47,881.60	\$47,881.60	\$47,881.60	\$47,881.60

Employer Name/Worksite Address	Graph	Count	Mean Wage
EAST MIDWOOD HEBREW DAY SCHOOL, 1256 EAST 21 STREET, BROOKLYN, NY (https://www.google.com/maps/place/1256%20EAST%2021%20STREET,BROOKLYN,NY)	Graph	1	\$47,881.60
NEW YORK UNIVERSITY, STEINHARDT SCHOOL OF CULT, EDUC, & HUM DEV, MAGNET, BROOKLYN, NY (https://www.google.com/maps/place/STEINHARDT%20SCHOOL%20OF%20CULT,%20EDUC,%20%26%20HUM%20DEV,%20MAGNET,BROOKLYN,NY)	Graph	1	\$92,282.00
GS PHARMACY LLC, GS PHARMACY LLC, BROOKLYN, NY (https://www.google.com/maps/place/GS%20PHARMACY%20LLC,BROOKLYN,NY)	Graph	3	\$62,947.73
Totals	Graph	5	\$65,801.36

Latitude: 40.628236 Longitude: -73.99611

Employer Name/Employer Address	Graph	Count	Mean Wage	Median Wage	Lowest Wage	Highest Wage
SPECIAL EDUCATION ASSOCIATES INC., 1380 59 STREET, BROOKLYN, NY (https://www.google.com/maps/place/1380%2059%20STREET,BROOKLYN,NY)	Graph	1	\$66,900.00	\$66,900.00	\$66,900.00	\$66,900.00
Totals	Graph	1	\$66,900.00	\$66,900.00	\$66,900.00	\$66,900.00

Employer Name/Worksite Address	Graph	Count	Mean Wage	Median Wage	Lowest Wage	Highest Wage
SPECIAL EDUCATION ASSOCIATES INC., 1380 59TH STREET, BROOKLYN, NY (https://www.google.com/maps/place/1380%2059TH%20STREET,BROOKLYN,NY)	Graph	1	\$66,900.00	\$66,900.00	\$66,900.00	\$66,900.00
Totals	Graph	1	\$66,900.00	\$66,900.00	\$66,900.00	\$66,900.00

Latitude: 40.628251 Longitude: -74.034125

Employer Name/Employer Address	Graph	Count	Mean Wage	Median Wage	Lowest Wage	Highest Wage
SPONSORUNITED, INC., 147 81ST STREET, BROOKLYN, NY (https://www.google.com/maps/place/147%2081ST%20STREET,BROOKLYN,NY)	Graph	1	\$46,675.20	\$46,675.20	\$46,675.20	\$46,675.20
Totals	Graph	1	\$46,675.20	\$46,675.20	\$46,675.20	\$46,675.20

Employer Name/Worksite Address	Graph	Count	Mean Wage	Median Wage	Lowest Wage	Highest Wage
SPONSORUNITED, INC., 147 81ST STREET, BROOKLYN NY 11209, NY (https://www.google.com/maps/place/147%2081ST%20STREET,BROOKLYN%20NY%2011209,NY)	Graph	1	\$46,675.20	\$46,675.20	\$46,675.20	\$46,675.20
Totals	Graph	1	\$46,675.20	\$46,675.20	\$46,675.20	\$46,675.20

Latitude: 40.628848 Longitude: -73.641126

Employer Name/Employer Address	Graph	Count	Mean Wage	Median Wage	Lowest Wage	Highest Wage
GOBARN INC., 3370 LONG BEACH RD, OCEANSIDE, NY (https://www.google.com/maps/place/3370%20LONG%20BEACH%20RD,OCEANSIDE,NY)	Graph	2	\$62,000.00	\$62,000.00	\$62,000.00	\$62,000.00
Totals	Graph	2	\$62,000.00	\$62,000.00	\$62,000.00	\$62,000.00

Employer Name/Worksite Address	Graph	Count	Mean Wage	Median Wage	Lowest Wage	Highest Wage
GOBARN INC., 3370 LONG BEACH ROAD, OCEANSIDE, NY (https://www.google.com/maps/place/3370%20LONG%20BEACH%20ROAD,OCEANSIDE,NY)	Graph	2	\$62,000.00	\$62,000.00	\$62,000.00	\$62,000.00
Totals	Graph	2	\$62,000.00	\$62,000.00	\$62,000.00	\$62,000.00

Latitude: 40.629132 Longitude: -73.996212

Employer Name/Employer Address	Graph	Count	Mean Wage	Median Wage	Lowest Wage	Highest Wage
ARTHUR ISAACSON & COMPANY CPAS, 5808 NEW UTRECHT AVE, BROOKLYN, NY (https://www.google.com/maps/place/5808%20NEW%20UTRECHT%20AVE,BROOKLYN,NY)	Graph	1	\$56,160.00	\$56,160.00	\$56,160.00	\$56,160.00
Totals	Graph	1	\$56,160.00	\$56,160.00	\$56,160.00	\$56,160.00

Employer Name/Worksite Address	Graph	Count	Mean Wage	Median Wage	Lowest Wage	Highest Wage
ARTHUR ISAACSON & COMPANY CPAS, 5808 NEW UTRECHT AVE, BROOKLYN, NY (https://www.google.com/maps/place/5808%20NEW%20UTRECHT%20AVE,BROOKLYN,NY)	Graph	1	\$56,160.00	\$56,160.00	\$56,160.00	\$56,160.00
Totals	Graph	1	\$56,160.00	\$56,160.00	\$56,160.00	\$56,160.00

Latitude: 40.629841 Longitude: -73.996013

Employer Name/Worksite Address	Graph	Count	Mean Wage	Median Wage	Lowest Wage	Highest Wage
NORTHWELL HEALTH, 5724 NEW UTRECHT AVENUE, BROOKLYN, NY (https://www.google.com/maps/place/5724%20NEW%20UTRECHT%20AVENUE,BROOKLYN,NY)	Graph	1	\$225,000.00	\$225,000.00	\$225,000.00	\$225,000.00
Totals	Graph	1	\$225,000.00	\$225,000.00	\$225,000.00	\$225,000.00

Latitude: 40.630222 Longitude: -74.022408

Employer Name/Employer Address	Graph	Count	Mean Wage	Median Wage	Lowest Wage	Highest Wage
FAMILY HEALTH CARE AND CARDIAC CENTER, 7404 5TH AVE, BROOKLYN, NY (https://www.google.com/maps/place/7404%205TH%20AVE,BROOKLYN,NY)	Graph	1	\$75,000.00	\$75,000.00	\$75,000.00	\$75,000.00
Totals	Graph	1	\$75,000.00	\$75,000.00	\$75,000.00	\$75,000.00

Employer Name/Worksite Address	Graph	Count	Mean Wage	Median Wage	Lowest Wage	Highest Wage
FAMILY HEALTH CARE AND CARDIAC CENTER, 7404 5TH AVE, BROOKLYN, NY (https://www.google.com/maps/place/7404%205TH%20AVE,BROOKLYN,NY)	Graph	1	\$75,000.00	\$75,000.00	\$75,000.00	\$75,000.00
Totals	Graph	1	\$75,000.00	\$75,000.00	\$75,000.00	\$75,000.00

Latitude: 40.630691 Longitude: -73.995773

Employer Name/Worksite Address	Graph	Count	Mean Wage	Median Wage	Lowest Wage	Highest Wage
GRANDISON MANAGEMENT, INC., 5608 NEW UTRICT AVENUE, BROOKLYN, NY (https://www.google.com/maps/place/5608%20NEW%20UTRICT%20AVENUE,BROOKLYN,NY)	Graph	10	\$65,748.80	\$65,748.80	\$65,748.80	\$65,748.80
Totals	Graph	10	\$65,748.80	\$65,748.80	\$65,748.80	\$65,748.80

Latitude: 40.630769 Longitude: -73.966452

Employer Name/Employer Address	Graph	Count	Mean Wage	Median Wage	Lowest Wage	Highest Wage
BAY RIDGE PHYSICAL THERAPY, P.C., 1100 CONEY ISLAND AVENUE, BROOKLYN, NY (https://www.google.com/maps/place/1100%20CONEY%20ISLAND%20AVENUE,BROOKLYN,NY)	Graph	1	\$93,600.00	\$93,600.00	\$93,600.00	\$93,600.00
DUMBO DEMOLITION LLC, 1100 CONEY ISLAND AVENUE, BROOKLYN, NY (https://www.google.com/maps/place/1100%20CONEY%20ISLAND%20AVENUE,BROOKLYN,NY)	Graph	1	\$64,480.00	\$64,480.00	\$64,480.00	\$64,480.00
Totals	Graph	2	\$79,040.00	\$64,480.00	\$64,480.00	\$93,600.00

Employer Name/Worksite Address	Graph	Count	Mean Wage	Median Wage	Lowest Wage	Highest Wage
BAY RIDGE PHYSICAL THERAPY, P.C., 1100 CONEY ISLAND AVENUE, BROOKLYN, NY (https://www.google.com/maps/place/1100%20CONEY%20ISLAND%20AVENUE,BROOKLYN,NY)	Graph	2	\$79,040.00	\$64,480.00	\$64,480.00	\$93,600.00
Totals	Graph	2	\$79,040.00	\$64,480.00	\$64,480.00	\$93,600.00

Latitude: 40.630955 Longitude: -73.997329

Employer Name/Worksite Address	Graph	Count	Mean Wage	Median Wage	Lowest Wage	Highest Wage
THE GUILD FOR EXCEPTIONAL CHILDREN, 1273 57TH STREET, BROOKLYN, NY (https://www.google.com/maps/place/1273%2057TH%20STREET,BROOKLYN,NY)	Graph	1	\$58,386.00	\$58,386.00	\$58,386.00	\$58,386.00
Totals	Graph	1	\$58,386.00	\$58,386.00	\$58,386.00	\$58,386.00

Latitude: 40.631389 Longitude: -74.02491

Employer Name/Employer Address	Graph	Count	Mean Wage	Median Wage	Lowest Wage	Highest Wage
BAY RIDGE PREPARATORY SCHOOL, 7420 FOURTH AVE, BROOKLYN, NY (https://www.google.com/maps/place/7420%20FOURTH%20AVE,BROOKLYN,NY)	Graph	1	\$59,280.00	\$59,280.00	\$59,280.00	\$59,280.00
Totals	Graph	1	\$59,280.00	\$59,280.00	\$59,280.00	\$59,280.00

Employer Name/Worksite Address	Graph	Count	Mean Wage	Median Wage	Lowest Wage	Highest Wage
BAY RIDGE PREPARATORY SCHOOL, 7420 FOURTH AVENUE, BROOKLYN, NY (https://www.google.com/maps/place/7420%20FOURTH%20AVENUE,BROOKLYN,NY)	Graph	1	\$59,280.00	\$59,280.00	\$59,280.00	\$59,280.00
Totals	Graph	1	\$59,280.00	\$59,280.00	\$59,280.00	\$59,280.00

Latitude: 40.631485 Longitude: -73.968309

Employer Name/Employer Address	Graph	Count	Mean Wage	Median Wage	Lowest Wage	Highest Wage
902 FOSTER CARE INC, 902 FOSTER AVENUE, BROOKLYN, NY (https://www.google.com/maps/place/902%20FOSTER%20AVENUE,BROOKLYN,NY)	Graph	2	\$82,503.40	\$55,764.80	\$55,764.80	\$109,242.00
Totals	Graph	2	\$82,503.40	\$55,764.80	\$55,764.80	\$109,242.00

Employer Name/Worksite Address	Graph	Count	Mean Wage	Median Wage	Lowest Wage	Highest Wage
902 FOSTER CARE INC, 902 FOSTER AVENUE, BROOKLYN, NY (https://www.google.com/maps/place/902%20FOSTER%20AVENUE,BROOKLYN,NY)	Graph	2	\$82,503.40	\$55,764.80	\$55,764.80	\$109,242.00
Totals	Graph	2	\$82,503.40	\$55,764.80	\$55,764.80	\$109,242.00

Latitude: 40.631695 Longitude: -73.708716

Employer Name/Worksite Address	Graph	Count	Mean Wage	Median Wage	Lowest Wage	Highest Wage
LIFE INFUSIONS CORP, 999 CENTRAL AVE., WOODMERE, NY (https://www.google.com/maps/place/999%20CENTRAL%20AVE.,WOODMERE,NY)	Graph	1	\$65,769.60	\$65,769.60	\$65,769.60	\$65,769.60
Totals	Graph	1	\$65,769.60	\$65,769.60	\$65,769.60	\$65,769.60

Latitude: 40.631797 Longitude: -73.969381

Employer Name/Worksite Address	Graph	Count	Mean Wage	Median Wage	Lowest Wage	Highest Wage
--------------------------------	-------	-------	-----------	-------------	-------------	--------------

Employer Name/Worksite Address	Graph	Count	Mean Wage	Median Wage	Lowest Wage	Highest Wage
MAKS ENGINEERS, PC, 270 PARKVILLE AVENUE, BROOKLYN, NY (https://www.google.com/maps/place/270%20PARKVILLE%20AVENUE,BROOKLYN,NY)	Graph	2	\$76,918.40	\$75,316.80	\$75,316.80	\$78,520.00
Totals	Graph	2	\$76,918.40	\$75,316.80	\$75,316.80	\$78,520.00

Latitude: 40.631855 Longitude: -73.952742

Employer Name/Worksite Address	Graph	Count	Mean Wage	Median Wage	Lowest Wage	Highest Wage
BROOKLYN COLLEGE FOUNDATION INC., 2900 BEDFORD AVENUE, BROOKLYN, NY (https://www.google.com/maps/place/2900%20BEDFORD%20AVENUE,BROOKLYN,NY)	Graph	1	\$60,000.00	\$60,000.00	\$60,000.00	\$60,000.00
BROOKLYN COLLEGE OF THE CITY UNIVERSITY OF NEW YORK, 2900 BEDFORD AVENUE, BROOKLYN, NY (https://www.google.com/maps/place/2900%20BEDFORD%20AVENUE,BROOKLYN,NY)	Graph	4	\$89,052.25	\$81,855.00	\$70,000.00	\$120,000.00
Totals	Graph	5	\$83,241.80	\$81,855.00	\$60,000.00	\$120,000.00

Employer Name/Worksite Address	Graph	Count	Mean Wage	Median Wage	Lowest Wage	Highest Wage
BROOKLYN COLLEGE OF THE CITY UNIVERSITY OF NEW YORK, 2900 BEDFORD AVE., BROOKLYN, NY (https://www.google.com/maps/place/2900%20BEDFORD%20AVE.,BROOKLYN,NY)	Graph	1	\$84,354.00	\$84,354.00	\$84,354.00	\$84,354.00
BROOKLYN COLLEGE FOUNDATION INC., 2900 BEDFORD AVENUE, BROOKLYN, NY (https://www.google.com/maps/place/2900%20BEDFORD%20AVENUE,BROOKLYN,NY)	Graph	4	\$82,963.75	\$70,000.00	\$60,000.00	\$120,000.00
Totals	Graph	5	\$83,241.80	\$81,855.00	\$60,000.00	\$120,000.00

Latitude: 40.632487 Longitude: -73.70654

Employer Name/Worksite Address	Graph	Count	Mean Wage	Median Wage	Lowest Wage	Highest Wage
PLYMOUTH ROCK ENERGY LLC, 1074 BROADWAY, WOODMERE, NY (https://www.google.com/maps/place/1074%20BROADWAY,WOODMERE,NY)	Graph	1	\$60,986.00	\$60,986.00	\$60,986.00	\$60,986.00
Totals	Graph	1	\$60,986.00	\$60,986.00	\$60,986.00	\$60,986.00

Employer Name/Worksite Address	Graph	Count	Mean Wage	Median Wage	Lowest Wage	Highest Wage
PLYMOUTH ROCK ENERGY LLC, 1074 BROADWAY, WOODMERE, NY (https://www.google.com/maps/place/1074%20BROADWAY,WOODMERE,NY)	Graph	1	\$60,986.00	\$60,986.00	\$60,986.00	\$60,986.00
Totals	Graph	1	\$60,986.00	\$60,986.00	\$60,986.00	\$60,986.00

Latitude: 40.632667 Longitude: -73.996668

Employer Name/Worksite Address	Graph	Count	Mean Wage	Median Wage	Lowest Wage	Highest Wage
INNOVATIVE INFORMATION TECHNOLOGIES,INC, AMERICAN STOCK TRANSFER & TRUST COMPANY, BROOKLYN, NY (https://www.google.com/maps/place/AMERICAN%20STOCK%20TRANSFER%20%26%20TRUST%20COMPANY,BROOKLYN,NY)	Graph	1	\$75,000.00	\$75,000.00	\$75,000.00	\$75,000.00
ENJOY REHAB PT, PC, BOROPARK REHABILITATION, BROOKLYN, NY (https://www.google.com/maps/place/BOROPARK%20REHABILITATION,BROOKLYN,NY)	Graph	2	\$32,000.00	\$32,000.00	\$32,000.00	\$32,000.00
MAIMONIDES MEDICAL CENTER, MAIMONIDES MEDICAL CENTER, BROOKLYN, NY (https://www.google.com/maps/place/MAIMONIDES%20MEDICAL%20CENTER,BROOKLYN,NY)	Graph	18	\$69,539.44	\$68,816.00	\$68,816.00	\$68,816.00
Totals	Graph	21	\$66,224.29	\$68,816.00	\$68,816.00	\$68,816.00

Latitude: 40.632821 Longitude: -73.708246

Employer Name/Worksite Address	Graph	Count	Mean Wage	Median Wage	Lowest Wage	Highest Wage
--------------------------------	-------	-------	-----------	-------------	-------------	--------------

Employer Name/Worksite Address	Graph	Count	Mean Wage	Median Wage	Lowest Wage	Highest Wage
GRANDISON MANAGEMENT, INC., 121 FRANKLIN PLACE, WOODMERE, NY (https://www.google.com/maps/place/121%20FRANKLIN%20PLACE,WOODMERE,NY)	Graph	10	\$61,401.60	\$61,401.60	\$61,401.60	\$61,401.60
Totals	Graph	10	\$61,401.60	\$61,401.60	\$61,401.60	\$61,401.60

Latitude: 40.633148 Longitude: -74.028255

Employer Name/Worksite Address	Graph	Count	Mean Wage	Median Wage	Lowest Wage	Highest Wage
CLOUDERA, INC., 261 73RD STREET, BROOKLYN, NY (https://www.google.com/maps/place/261%2073RD%20STREET,BROOKLYN,NY)	Graph	1	\$72,000.00	\$72,000.00	\$72,000.00	\$72,000.00
Totals	Graph	1	\$72,000.00	\$72,000.00	\$72,000.00	\$72,000.00

Latitude: 40.633922 Longitude: -73.991925

Employer Name/Worksite Address	Graph	Count	Mean Wage	Median Wage	Lowest Wage	Highest Wage
RCM TECHNOLOGIES INC, 1336 50TH STREET, BROOKLYN, NY (https://www.google.com/maps/place/1336%2050TH%20STREET,BROOKLYN,NY)	Graph	305	\$70,119.19	\$66,560.00	\$65,000.00	\$76,960.00
Totals	Graph	305	\$70,119.19	\$66,560.00	\$65,000.00	\$76,960.00

Latitude: 40.634995 Longitude: -74.134038

Employer Name/Worksite Address	Graph	Count	Mean Wage	Median Wage	Lowest Wage	Highest Wage
ERNST & YOUNG U.S. LLP, 277 PARK AVENUE, NEW YORK, NY (https://www.google.com/maps/place/277%20PARK%20AVENUE,NEW%20YORK,NY)	Graph	1	\$70,850.00	\$70,850.00	\$70,850.00	\$70,850.00
Totals	Graph	1	\$70,850.00	\$70,850.00	\$70,850.00	\$70,850.00

Latitude: 40.635032 Longitude: -74.106537

Employer Name/Worksite Address	Graph	Count	Mean Wage	Median Wage	Lowest Wage	Highest Wage
STATE UNIVERSITY OF NEW YORK DOWNSTATE MEDICAL CENTER, 355 BARD AVENUE, STATEN ISLAND, NY (https://www.google.com/maps/place/355%20BARD%20AVENUE,STATEN%20ISLAND,NY)	Graph	1	\$68,811.00	\$68,811.00	\$68,811.00	\$68,811.00
Totals	Graph	1	\$68,811.00	\$68,811.00	\$68,811.00	\$68,811.00

Latitude: 40.63594 Longitude: -74.008998

Employer Name/Worksite Address	Graph	Count	Mean Wage	Median Wage	Lowest Wage	Highest Wage
UNITED AMERICAN MUSLIM ASSOCIATION OF NY INC, 5911 8TH AVENUE, BROOKLYN, NY (https://www.google.com/maps/place/5911%208TH%20AVENUE,BROOKLYN,NY)	Graph	1	\$62,400.00	\$62,400.00	\$62,400.00	\$62,400.00
UNITED AMERICAN MUSLIM ASSOCIATION OF NY INC., 5911 8TH AVENUE, BROOKLYN, NY (https://www.google.com/maps/place/5911%208TH%20AVENUE,BROOKLYN,NY)	Graph	5	\$66,560.00	\$62,400.00	\$62,400.00	\$72,800.00
Totals	Graph	6	\$65,866.67	\$62,400.00	\$62,400.00	\$72,800.00

Employer Name/Worksite Address	Graph	Count	Mean Wage	Median Wage	Lowest Wage	Highest Wage
UNITED AMERICAN MUSLIM ASSOCIATION OF NY INC, 5911 8TH AVENUE, BROOKLYN, NY (https://www.google.com/maps/place/5911%208TH%20AVENUE,BROOKLYN,NY)	Graph	6	\$65,866.67	\$62,400.00	\$62,400.00	\$72,800.00
Totals	Graph	6	\$65,866.67	\$62,400.00	\$62,400.00	\$72,800.00

Latitude: 40.635942 Longitude: -74.013239

Employer Name/Employer Address	Graph	Count	Mean Wage	Median Wage	Lowest Wage	Highest Wage
R W HVAC SERVICES INC., 1960 62ND STREET, BROOKLYN, NY (https://www.google.com/maps/place/1960%2062ND%20STREET,BROOKLYN,NY)	Graph	1	\$46,675.20	\$46,675.20	\$46,675.20	\$46,675.20
Totals	Graph	1	\$46,675.20	\$46,675.20	\$46,675.20	\$46,675.20

Employer Name/Worksite Address	Graph	Count	Mean Wage	Median Wage	Lowest Wage	Highest Wage
R W HVAC SERVICES INC., 1960 62ND STREET, BROOKLYN, NY (https://www.google.com/maps/place/1960%2062ND%20STREET,BROOKLYN,NY)	Graph	1	\$46,675.20	\$46,675.20	\$46,675.20	\$46,675.20
Totals	Graph	1	\$46,675.20	\$46,675.20	\$46,675.20	\$46,675.20

Latitude: 40.636507 Longitude: -74.009796

Employer Name/Employer Address	Graph	Count	Mean Wage	Median Wage	Lowest Wage	Highest Wage
EXCELSIOR INTEGRATED MEDICAL GROUP, PLLC, 762 59TH STREET, BROOKLYN, NY (https://www.google.com/maps/place/762%2059TH%20STREET,BROOKLYN,NY)	Graph	1	\$93,600.00	\$93,600.00	\$93,600.00	\$93,600.00
Totals	Graph	1	\$93,600.00	\$93,600.00	\$93,600.00	\$93,600.00

Employer Name/Worksite Address	Graph	Count	Mean Wage	Median Wage	Lowest Wage	Highest Wage
EXCELSIOR INTEGRATED MEDICAL GROUP, PLLC, 762 59TH STREET, BROOKLYN, NY (https://www.google.com/maps/place/762%2059TH%20STREET,BROOKLYN,NY)	Graph	1	\$93,600.00	\$93,600.00	\$93,600.00	\$93,600.00
Totals	Graph	1	\$93,600.00	\$93,600.00	\$93,600.00	\$93,600.00

Latitude: 40.636787 Longitude: -73.600064

Employer Name/Employer Address	Graph	Count	Mean Wage	Median Wage	Lowest Wage	Highest Wage
MOORE GROUP CORPORATION, 1 JEFFERSON PLACE, BALDWIN, NY (https://www.google.com/maps/place/1%20JEFFERSON%20PLACE,BALDWIN,NY)	Graph	1	\$76,086.00	\$76,086.00	\$76,086.00	\$76,086.00
Totals	Graph	1	\$76,086.00	\$76,086.00	\$76,086.00	\$76,086.00

Employer Name/Worksite Address	Graph	Count	Mean Wage	Median Wage	Lowest Wage	Highest Wage
MOORE GROUP CORPORATION, 1 JEFFERSON PLACE, BALDWIN, NY (https://www.google.com/maps/place/1%20JEFFERSON%20PLACE,BALDWIN,NY)	Graph	1	\$76,086.00	\$76,086.00	\$76,086.00	\$76,086.00
Totals	Graph	1	\$76,086.00	\$76,086.00	\$76,086.00	\$76,086.00

Latitude: 40.636926 Longitude: -74.007215

Employer Name/Worksite Address	Graph	Count	Mean Wage	Median Wage	Lowest Wage	Highest Wage
RS NUCLEAR MEDICINE PC, 825 57TH ST STE 103, BROOKLYN, NY (https://www.google.com/maps/place/825%2057TH%20ST%20STE%20103,BROOKLYN,NY)	Graph	2	\$52,000.00	\$52,000.00	\$52,000.00	\$52,000.00
Totals	Graph	2	\$52,000.00	\$52,000.00	\$52,000.00	\$52,000.00

Latitude: 40.636978 Longitude: -73.98301

Employer Name/Worksite Address	Graph	Count	Mean Wage	Median Wage	Lowest Wage	Highest Wage
--------------------------------	-------	-------	-----------	-------------	-------------	--------------

Employer Name/Worksite Address	Graph	Count	Mean Wage	Median Wage	Lowest Wage	Highest Wage
SUPERIOR SOFTWARE AND TECHNOLOGY SOLUTIONS, LLC., 6201 15TH AVENUE, BROOKLYN, NY (https://www.google.com/maps/place/6201%2015TH%20AVENUE,BROOKLYN,NY)	Graph	1	\$60,000.00	\$60,000.00	\$60,000.00	\$60,000.00
Totals	Graph	1	\$60,000.00	\$60,000.00	\$60,000.00	\$60,000.00

Latitude: 40.637252 Longitude: -74.573379

Employer Name/Worksite Address	Graph	Count	Mean Wage	Median Wage	Lowest Wage	Highest Wage
TECH MAHINDRA (AMERICAS),INC., 184 LIBERTY CORNER ROAD, WARREN, NY (https://www.google.com/maps/place/184%20LIBERTY%20CORNER%20ROAD,WARREN,NY)	Graph	1	\$80,996.00	\$80,996.00	\$80,996.00	\$80,996.00
Totals	Graph	1	\$80,996.00	\$80,996.00	\$80,996.00	\$80,996.00

Latitude: 40.637261 Longitude: -74.01079

Employer Name/Employer Address	Graph	Count	Mean Wage	Median Wage	Lowest Wage	Highest Wage
LAW OFFICES OF ATHENA BU, 711 59TH STREET, BROOKLYN, NY (https://www.google.com/maps/place/711%2059TH%20STREET,BROOKLYN,NY)	Graph	1	\$81,328.00	\$81,328.00	\$81,328.00	\$81,328.00
Totals	Graph	1	\$81,328.00	\$81,328.00	\$81,328.00	\$81,328.00

Employer Name/Worksite Address	Graph	Count	Mean Wage	Median Wage	Lowest Wage	Highest Wage
LAW OFFICES OF ATHENA BU, 711 59TH STREET, BROOKLYN, NY (https://www.google.com/maps/place/711%2059TH%20STREET,BROOKLYN,NY)	Graph	1	\$81,328.00	\$81,328.00	\$81,328.00	\$81,328.00
Totals	Graph	1	\$81,328.00	\$81,328.00	\$81,328.00	\$81,328.00

Latitude: 40.637404 Longitude: -74.006498

Employer Name/Employer Address	Graph	Count	Mean Wage	Median Wage	Lowest Wage	Highest Wage
JOHN HON, D.O., PLLC, 831 56TH STREET, BROOKLYN, NY (https://www.google.com/maps/place/831%2056TH%20STREET,BROOKLYN,NY)	Graph	1	\$83,324.80	\$83,324.80	\$83,324.80	\$83,324.80
Totals	Graph	1	\$83,324.80	\$83,324.80	\$83,324.80	\$83,324.80

Employer Name/Worksite Address	Graph	Count	Mean Wage	Median Wage	Lowest Wage	Highest Wage
JOHN HON, D.O., PLLC, 831 56TH STREET, BROOKLYN, NY (https://www.google.com/maps/place/831%2056TH%20STREET,BROOKLYN,NY)	Graph	1	\$83,324.80	\$83,324.80	\$83,324.80	\$83,324.80
Totals	Graph	1	\$83,324.80	\$83,324.80	\$83,324.80	\$83,324.80

Latitude: 40.637688 Longitude: -73.8967

Employer Name/Employer Address	Graph	Count	Mean Wage	Median Wage	Lowest Wage	Highest Wage
SUCCESS STORIES LEARNING CENTER, LLC, 9506 AVENUE L, BROOKLYN, NY (https://www.google.com/maps/place/9506%20AVENUE%20L,BROOKLYN,NY)	Graph	2	\$65,041.60	\$53,684.80	\$53,684.80	\$76,398.40
Totals	Graph	2	\$65,041.60	\$53,684.80	\$53,684.80	\$76,398.40

Employer Name/Worksite Address	Graph	Count	Mean Wage	Median Wage	Lowest Wage	Highest Wage
SUCCESS STORIES LEARNING CENTER, LLC, 9506 AVENUE L, BROOKLYN, NY (https://www.google.com/maps/place/9506%20AVENUE%20L,BROOKLYN,NY)	Graph	2	\$65,041.60	\$53,684.80	\$53,684.80	\$76,398.40

Employer Name/Worksite Address	Graph	Count	Mean Wage	Median Wage	Lowest Wage	Highest Wage
Totals	Graph	2	\$65,041.60	\$53,684.80	\$53,684.80	\$76,398.40

Latitude: 40.637903 Longitude: -73.992613

Employer Name/Worksite Address	Graph	Count	Mean Wage	Median Wage	Lowest Wage	Highest Wage
CLIPPER REALTY, L.P., 4611 12TH AVENUE, BROOKLYN, NY (https://www.google.com/maps/place/4611%2012TH%20AVENUE,BROOKLYN,NY)	Graph	1	\$60,000.00	\$60,000.00	\$60,000.00	\$60,000.00
Totals	Graph	1	\$60,000.00	\$60,000.00	\$60,000.00	\$60,000.00

Employer Name/Worksite Address	Graph	Count	Mean Wage	Median Wage	Lowest Wage	Highest Wage
CLIPPER REALTY, L.P., 4611 12TH AVENUE, BROOKLYN, NY (https://www.google.com/maps/place/4611%2012TH%20AVENUE,BROOKLYN,NY)	Graph	1	\$60,000.00	\$60,000.00	\$60,000.00	\$60,000.00
Totals	Graph	1	\$60,000.00	\$60,000.00	\$60,000.00	\$60,000.00

Latitude: 40.637963 Longitude: -74.014064

Employer Name/Worksite Address	Graph	Count	Mean Wage	Median Wage	Lowest Wage	Highest Wage
SUNSET PARK HEALTH COUNCIL, INC., 6025 6TH AVENUE, BROOKLYN, NY (https://www.google.com/maps/place/6025%206TH%20AVENUE,BROOKLYN,NY)	Graph	1	\$45,000.00	\$45,000.00	\$45,000.00	\$45,000.00
Totals	Graph	1	\$45,000.00	\$45,000.00	\$45,000.00	\$45,000.00

Latitude: 40.638279 Longitude: -74.006755

Employer Name/Worksite Address	Graph	Count	Mean Wage	Median Wage	Lowest Wage
SING TAO NEWSPAPERS NEW YORK LTD., 5510 8TH AVENUE, 2ND FLOOR, ROOM 202, BROOKLYN, NY (https://www.google.com/maps/place/5510%208TH%20AVENUE,%202ND%20FLOOR,%20ROOM%20202,BROOKLYN,NY)	Graph	1	\$31,879.00	\$31,879.00	\$31,879.00
Totals	Graph	1	\$31,879.00	\$31,879.00	\$31,879.00

Latitude: 40.638304 Longitude: -74.017485

Employer Name/Worksite Address	Graph	Count	Mean Wage	Median Wage	Lowest Wage	Highest Wage
THE LINK GROUP INC., 6204 FIFTH AVE, BROOKLYN, NY (https://www.google.com/maps/place/6204%20FIFTH%20AVE,BROOKLYN,NY)	Graph	2	\$58,240.00	\$56,160.00	\$56,160.00	\$60,320.00
Totals	Graph	2	\$58,240.00	\$56,160.00	\$56,160.00	\$60,320.00

Employer Name/Worksite Address	Graph	Count	Mean Wage	Median Wage	Lowest Wage	Highest Wage
THE LINK GROUP INC., 6204 5TH AVE, BROOKLYN, NY (https://www.google.com/maps/place/6204%205TH%20AVE,BROOKLYN,NY)	Graph	1	\$56,160.00	\$56,160.00	\$56,160.00	\$56,160.00
THE LINK GROUP INC., 6204 5TH AVENUE, BROOKLYN, NY (https://www.google.com/maps/place/6204%205TH%20AVENUE,BROOKLYN,NY)	Graph	1	\$60,320.00	\$60,320.00	\$60,320.00	\$60,320.00
Totals	Graph	2	\$58,240.00	\$56,160.00	\$56,160.00	\$60,320.00

Latitude: 40.638884 Longitude: -73.998764

Employer Name/Worksite Address	Graph	Count	Mean Wage	Median Wage	Lowest Wage	Highest Wage
--------------------------------	-------	-------	-----------	-------------	-------------	--------------

Employer Name/Employer Address	Graph	Count	Mean Wage	Median Wage	Lowest Wage	Highest Wage
BORO PARK OPERATING CO, LLC, 4915 10TH AVE, BROOKLYN, NY (https://www.google.com/maps/place/4915%2010TH%20AVE,BROOKLYN,NY)	Graph	2	\$54,789.83	\$51,339.65	\$51,339.65	\$58,240.00
Totals	Graph	2	\$54,789.83	\$51,339.65	\$51,339.65	\$58,240.00

Employer Name/Worksite Address	Graph	Count	Mean Wage	Median Wage	Lowest Wage	Highest Wage
BORO PARK OPERATING CO, LLC, 4915 10TH AVE, BROOKLYN, NY (https://www.google.com/maps/place/4915%2010TH%20AVE,BROOKLYN,NY)	Graph	2	\$54,789.83	\$51,339.65	\$51,339.65	\$58,240.00
GRANDISON MANAGEMENT, INC., 4915 TENTH AVENUE, BROOKLYN, NY (https://www.google.com/maps/place/4915%20TENTH%20AVENUE,BROOKLYN,NY)	Graph	10	\$65,748.80	\$65,748.80	\$65,748.80	\$65,748.80
GRANDISON MANAGEMENT, INC., 4915 10TH AVENUE, BROOKLYN, NY (https://www.google.com/maps/place/4915%2010TH%20AVENUE,BROOKLYN,NY)	Graph	80	\$65,655.20	\$65,748.80	\$65,000.00	\$65,748.80
Totals	Graph	92	\$65,429.17	\$65,748.80	\$51,339.65	\$65,748.80

Latitude: 40.639048 Longitude: -74.009542

Employer Name/Employer Address	Graph	Count	Mean Wage	Median Wage	Lowest Wage	Highest Wage
BRIGHT FUTURE GROUP, INC., 5604 7TH AVENUE, BROOKLYN, NY (https://www.google.com/maps/place/5604%207TH%20AVENUE,BROOKLYN,NY)	Graph	1	\$41,600.00	\$41,600.00	\$41,600.00	\$41,600.00
Totals	Graph	1	\$41,600.00	\$41,600.00	\$41,600.00	\$41,600.00

Employer Name/Worksite Address	Graph	Count	Mean Wage	Median Wage	Lowest Wage	Highest Wage
BRIGHT FUTURE GROUP, INC., 5604 7TH AVENUE, BROOKLYN, NY (https://www.google.com/maps/place/5604%207TH%20AVENUE,BROOKLYN,NY)	Graph	1	\$41,600.00	\$41,600.00	\$41,600.00	\$41,600.00
Totals	Graph	1	\$41,600.00	\$41,600.00	\$41,600.00	\$41,600.00

Latitude: 40.639539 Longitude: -73.998272

Employer Name/Employer Address	Graph	Count	Mean Wage	Median Wage	Lowest Wage	Highest Wage
MAIMONIDES MEDICAL CENTER, 4802 10TH AVENUE, BROOKLYN, NY (https://www.google.com/maps/place/4802%2010TH%20AVENUE,BROOKLYN,NY)	Graph	18	\$79,455.72	\$61,026.00	\$61,026.00	\$375,000.00
MAIMONIDES MEDICAL CENTER, 4802 TENTH AVENUE, BROOKLYN, NY (https://www.google.com/maps/place/4802%20TENTH%20AVENUE,BROOKLYN,NY)	Graph	36	\$107,336.31	\$68,816.00	\$68,816.00	\$650,000.00
Totals	Graph	54	\$98,042.78	\$68,816.00	\$61,026.00	\$650,000.00

Employer Name/Worksite Address	Graph	Count	Mean Wage	Median Wage	Lowest Wage	Highest Wage
STATE UNIVERSITY OF NEW YORK DOWNSTATE MEDICAL CENTER, 4802 10TH AVE., BROOKLYN, NY (https://www.google.com/maps/place/4802%2010TH%20AVE.,BROOKLYN,NY)	Graph	1	\$83,839.00	\$83,839.00	\$83,839.00	\$83,839.00
MAIMONIDES MEDICAL CENTER, 4802 TENTH AVENUE, BROOKLYN, NY (https://www.google.com/maps/place/4802%20TENTH%20AVENUE,BROOKLYN,NY)	Graph	18	\$161,882.44	\$77,250.00	\$68,816.00	\$650,000.00
THE BROOKDALE HOSPITAL MEDICAL CENTER, 4802 10TH AVENUE, BROOKLYN, NY (https://www.google.com/maps/place/4802%2010TH%20AVENUE,BROOKLYN,NY)	Graph	28	\$61,572.00	\$61,026.00	\$59,530.00	\$73,513.00
Totals	Graph	47	\$100,462.53	\$61,026.00	\$59,530.00	\$650,000.00

Latitude: 40.639541 Longitude: -73.927059

Employer Name/Employer Address	Graph	Count	Mean Wage	Median Wage	Lowest Wage	Highest Wage
--------------------------------	-------	-------	-----------	-------------	-------------	--------------

Employer Name/Employer Address	Graph	Count	Mean Wage	Median Wage	Lowest Wage	Highest Wage
ALLAIR HVAC LLC, 867 EAST 52ND STREET, BROOKLYN, NY (https://www.google.com/maps/place/867%20EAST%2052ND%20STREET,BROOKLYN,NY)	Graph	1	\$65,000.00	\$65,000.00	\$65,000.00	\$65,000.00
Totals	Graph	1	\$65,000.00	\$65,000.00	\$65,000.00	\$65,000.00

Employer Name/Worksite Address	Graph	Count	Mean Wage	Median Wage	Lowest Wage	Highest Wage
ALLAIR HVAC LLC, 867 EAST 52ND STREET, BROOKLYN, NY (https://www.google.com/maps/place/867%20EAST%2052ND%20STREET,BROOKLYN,NY)	Graph	1	\$65,000.00	\$65,000.00	\$65,000.00	\$65,000.00
Totals	Graph	1	\$65,000.00	\$65,000.00	\$65,000.00	\$65,000.00

Latitude: 40.639556 Longitude: -73.901027

Employer Name/Employer Address	Graph	Count	Mean Wage	Median Wage	Lowest Wage	Highest Wage
345 COURT STREET CORP., 345 COURT STREET, BROOKLYN, NY (https://www.google.com/maps/place/345%20COURT%20STREET,BROOKLYN,NY)	Graph	1	\$55,764.80	\$55,764.80	\$55,764.80	\$55,764.80
Totals	Graph	1	\$55,764.80	\$55,764.80	\$55,764.80	\$55,764.80

Employer Name/Worksite Address	Graph	Count	Mean Wage	Median Wage	Lowest Wage	Highest Wage
345 COURT STREET CORP., 345 COURT STREET, BROOKLYN, NY (https://www.google.com/maps/place/345%20COURT%20STREET,BROOKLYN,NY)	Graph	1	\$55,764.80	\$55,764.80	\$55,764.80	\$55,764.80
Totals	Graph	1	\$55,764.80	\$55,764.80	\$55,764.80	\$55,764.80

Latitude: 40.639763 Longitude: -73.994493

Employer Name/Employer Address	Graph	Count	Mean Wage	Median Wage	Lowest Wage	Highest Wage
BROBUY INCORPORATED, 4522 11TH AVENUE, BROOKLYN, NY (https://www.google.com/maps/place/4522%2011TH%20AVENUE,BROOKLYN,NY)	Graph	1	\$80,000.00	\$80,000.00	\$80,000.00	\$80,000.00
Totals	Graph	1	\$80,000.00	\$80,000.00	\$80,000.00	\$80,000.00

Employer Name/Worksite Address	Graph	Count	Mean Wage	Median Wage	Lowest Wage	Highest Wage
BROBUY INCORPORATED, 4522 11TH AVENUE, BROOKLYN, NY (https://www.google.com/maps/place/4522%2011TH%20AVENUE,BROOKLYN,NY)	Graph	1	\$80,000.00	\$80,000.00	\$80,000.00	\$80,000.00
Totals	Graph	1	\$80,000.00	\$80,000.00	\$80,000.00	\$80,000.00

Latitude: 40.63978 Longitude: -73.917934

Employer Name/Employer Address	Graph	Count	Mean Wage	Median Wage	Lowest Wage	Highest Wage
JOINT ASSETS OF FARRAGUT FOSTER, LLC, 545 E 80TH ST., BROOKLYN, NY (https://www.google.com/maps/place/545%20E%2080TH%20ST.,BROOKLYN,NY)	Graph	1	\$70,221.00	\$70,221.00	\$70,221.00	\$70,221.00
Totals	Graph	1	\$70,221.00	\$70,221.00	\$70,221.00	\$70,221.00

Employer Name/Worksite Address	Graph	Count	Mean Wage	Median Wage	Lowest Wage	Highest Wage
JOINT ASSETS OF FARRAGUT FOSTER, LLC, 545 E 80TH ST., BROOKLYN, NY (https://www.google.com/maps/place/545%20E%2080TH%20ST.,BROOKLYN,NY)	Graph	1	\$70,221.00	\$70,221.00	\$70,221.00	\$70,221.00
Totals	Graph	1	\$70,221.00	\$70,221.00	\$70,221.00	\$70,221.00

Latitude: 40.640539 Longitude: -73.981744

Employer Name/Employer Address	Graph	Count	Mean Wage	Median Wage	Lowest Wage	Highest Wage
LUBICOM MARKETING & CONSULTING, 1428 36TH ST, BROOKLYN, NY (https://www.google.com/maps/place/1428%2036TH%20ST,BROOKLYN,NY)	Graph	1	\$50,000.00	\$50,000.00	\$50,000.00	\$50,000.00
Totals	Graph	1	\$50,000.00	\$50,000.00	\$50,000.00	\$50,000.00

Employer Name/Worksite Address	Graph	Count	Mean Wage	Median Wage	Lowest Wage	Highest Wage
LUBICOM MARKETING & CONSULTING, 1428 36TH STREET, BROOKLYN, NY (https://www.google.com/maps/place/1428%2036TH%20STREET,BROOKLYN,NY)	Graph	1	\$50,000.00	\$50,000.00	\$50,000.00	\$50,000.00
Totals	Graph	1	\$50,000.00	\$50,000.00	\$50,000.00	\$50,000.00

Latitude: 40.640554 Longitude: -74.075746

Employer Name/Employer Address	Graph	Count	Mean Wage	Median Wage	Lowest Wage	Highest Wage
VECTUEL SARL INC, 60 BAY STREET, STATEN ISLAND, NY (https://www.google.com/maps/place/60%20BAY%20STREET,STATEN%20ISLAND,NY)	Graph	2	\$70,275.00	\$68,200.00	\$68,200.00	\$72,350.00
Totals	Graph	2	\$70,275.00	\$68,200.00	\$68,200.00	\$72,350.00

Employer Name/Worksite Address	Graph	Count	Mean Wage	Median Wage	Lowest Wage	Highest Wage
VECTUEL SARL INC, 60 BAY STREET, STATEN ISLAND, NY (https://www.google.com/maps/place/60%20BAY%20STREET,STATEN%20ISLAND,NY)	Graph	2	\$70,275.00	\$68,200.00	\$68,200.00	\$72,350.00
Totals	Graph	2	\$70,275.00	\$68,200.00	\$68,200.00	\$72,350.00

Latitude: 40.640663 Longitude: -73.999813

Employer Name/Employer Address	Graph	Count	Mean Wage	Median Wage	Lowest Wage	Highest Wage
MAIMONIDES MEDICAL CENTER, 923 48TH STREET, BROOKLYN, NY (https://www.google.com/maps/place/923%2048TH%20STREET,BROOKLYN,NY)	Graph	2	\$60,000.00	\$60,000.00	\$60,000.00	\$60,000.00
Totals	Graph	2	\$60,000.00	\$60,000.00	\$60,000.00	\$60,000.00

Employer Name/Worksite Address	Graph	Count	Mean Wage	Median Wage	Lowest Wage	Highest Wage
MAIMONIDES MEDICAL CENTER, 923 48TH STREET, BROOKLYN, NY (https://www.google.com/maps/place/923%2048TH%20STREET,BROOKLYN,NY)	Graph	2	\$60,000.00	\$60,000.00	\$60,000.00	\$60,000.00
Totals	Graph	2	\$60,000.00	\$60,000.00	\$60,000.00	\$60,000.00

Latitude: 40.640844 Longitude: -73.982379

Employer Name/Worksite Address	Graph	Count	Mean Wage	Median Wage	Lowest Wage	Highest Wage
ALPHAPOINTE, 3611 14TH AVE, BROOKLYN, NY (https://www.google.com/maps/place/3611%2014TH%20AVE,BROOKLYN,NY)	Graph	1	\$74,256.00	\$74,256.00	\$74,256.00	\$74,256.00
Totals	Graph	1	\$74,256.00	\$74,256.00	\$74,256.00	\$74,256.00

Latitude: 40.641065 Longitude: -74.079392

Employer Name/Employer Address	Graph	Count	Mean Wage	Median Wage	Lowest Wage	Highest Wage
--------------------------------	-------	-------	-----------	-------------	-------------	--------------

Employer Name/Employer Address	Graph	Count	Mean Wage	Median Wage	Lowest Wage	Highest Wage
SUNYU BRIDGE INC, 29 MONROE AVE, STATEN ISLAND, NY (https://www.google.com/maps/place/29%20MONROE%20AVE,STATEN%20ISLAND,NY)	Graph	1	\$47,840.00	\$47,840.00	\$47,840.00	\$47,840.00
Totals	Graph	1	\$47,840.00	\$47,840.00	\$47,840.00	\$47,840.00

Employer Name/Worksite Address	Graph	Count	Mean Wage	Median Wage	Lowest Wage	Highest Wage
SUNYU BRIDGE INC, 29 MONROE AVE, STATEN ISLAND, NY (https://www.google.com/maps/place/29%20MONROE%20AVE,STATEN%20ISLAND,NY)	Graph	1	\$47,840.00	\$47,840.00	\$47,840.00	\$47,840.00
Totals	Graph	1	\$47,840.00	\$47,840.00	\$47,840.00	\$47,840.00

Latitude: 40.64108 Longitude: -74.003846

Employer Name/Employer Address	Graph	Count	Mean Wage	Median Wage	Lowest Wage	Highest Wage
BROOKLYN CHINESE-AMERICAN ASSOCIATION INC, 5000 8TH AVENUE, BROOKLYN, NY (https://www.google.com/maps/place/5000%208TH%20AVENUE,BROOKLYN,NY)	Graph	1	\$23,233.60	\$23,233.60	\$23,233.60	\$23,233.60
BROOKLYN CHINESE-AMERICAN ASSOCIATION, INC., 5002 8TH AVENUE, BROOKLYN, NY (https://www.google.com/maps/place/5002%208TH%20AVENUE,BROOKLYN,NY)	Graph	2	\$36,878.40	\$36,878.40	\$36,878.40	\$36,878.40
Totals	Graph	3	\$32,330.13	\$36,878.40	\$23,233.60	\$36,878.40

Employer Name/Worksite Address	Graph	Count	Mean Wage	Median Wage	Lowest Wage	Highest Wage
BROOKLYN CHINESE-AMERICAN ASSOCIATION, INC., 5002 8TH AVENUE, BROOKLYN, NY (https://www.google.com/maps/place/5002%208TH%20AVENUE,BROOKLYN,NY)	Graph	2	\$36,878.40	\$36,878.40	\$36,878.40	\$36,878.40
Totals	Graph	2	\$36,878.40	\$36,878.40	\$36,878.40	\$36,878.40

Latitude: 40.641087 Longitude: -74.016552

Employer Name/Employer Address	Graph	Count	Mean Wage	Median Wage	Lowest Wage	Highest Wage
XU Z CHEN PSYCHIATRIST PLLC, 837 58TH STREET 3FL, BROOKLYN, NY (https://www.google.com/maps/place/837%2058TH%20STREET%203FL,BROOKLYN,NY)	Graph	1	\$52,000.00	\$52,000.00	\$52,000.00	\$52,000.00
RS NUCLEAR MEDICINE PC, 825 57TH ST STE103, BROOKLYN, NY (https://www.google.com/maps/place/825%2057TH%20ST%20STE103,BROOKLYN,NY)	Graph	2	\$52,000.00	\$52,000.00	\$52,000.00	\$52,000.00
Totals	Graph	3	\$52,000.00	\$52,000.00	\$52,000.00	\$52,000.00

Employer Name/Worksite Address	Graph	Count	Mean Wage	Median Wage	Lowest Wage	Highest Wage
BENSON MILLS, INC., 140 58TH STREET, BROOKLYN, NY (https://www.google.com/maps/place/140%2058TH%20STREET,BROOKLYN,NY)	Graph	1	\$78,000.00	\$78,000.00	\$78,000.00	\$78,000.00
CHEUNG AND KAN MEDICAL GROUP PLLC, 863 50TH ST., BROOKLYN, NY (https://www.google.com/maps/place/863%2050TH%20ST.,BROOKLYN,NY)	Graph	1	\$91,520.00	\$91,520.00	\$91,520.00	\$91,520.00
LEE SPRING COMPANY LLC, 140 58TH STREET, UNIT 3C, BROOKLYN, NY (https://www.google.com/maps/place/140%2058TH%20STREET,%20UNIT%203C,BROOKLYN,NY)	Graph	1	\$65,000.00	\$65,000.00	\$65,000.00	\$65,000.00
XU Z CHEN PSYCHIATRIST PLLC, 837 58TH STREET 3FL, BROOKLYN, NY (https://www.google.com/maps/place/837%2058TH%20STREET%203FL,BROOKLYN,NY)	Graph	1	\$52,000.00	\$52,000.00	\$52,000.00	\$52,000.00
XU Z CHEN PSYCHIATRIST, PLLC, 6304 5TH AVE, BROOKLYN, NY (https://www.google.com/maps/place/6304%205TH%20AVE,BROOKLYN,NY)	Graph	1	\$53,000.00	\$53,000.00	\$53,000.00	\$53,000.00
NEW YORK UNIVERSITY HOSPITALS CENTER, 150 55TH STREET, BROOKLYN, NY (https://www.google.com/maps/place/150%2055TH%20STREET,BROOKLYN,NY)	Graph	2	\$95,000.00	\$95,000.00	\$95,000.00	\$95,000.00
PREM PHARMACY CORP, 829 57TH STREET, BROOKLYN, NY (https://www.google.com/maps/place/829%2057TH%20STREET,BROOKLYN,NY)	Graph	2	\$65,900.00	\$59,000.00	\$59,000.00	\$72,800.00
Totals	Graph	9	\$73,480.00	\$72,800.00	\$52,000.00	\$95,000.00

Latitude: 40.641483 Longitude: -73.956693

Employer Name/Employer Address	Graph	Count	Mean Wage	Median Wage	Lowest Wage	Highest Wage
NJS PHYSICAL MEDICINE & REHABILITATION, 1178 FLATBUSH AVENUE, BROOKLYN, NY (https://www.google.com/maps/place/1178%20FLATBUSH%20AVENUE,BROOKLYN,NY)	Graph	1	\$79,581.00	\$79,581.00	\$79,581.00	\$79,581.00
Totals	Graph	1	\$79,581.00	\$79,581.00	\$79,581.00	\$79,581.00

Employer Name/Worksite Address	Graph	Count	Mean Wage	Median Wage	Lowest Wage	Highest Wage
NJS PHYSICAL MEDICINE & REHABILITATION, 1178 FLATBUSH AVENUE, BROOKLYN, NY (https://www.google.com/maps/place/1178%20FLATBUSH%20AVENUE,BROOKLYN,NY)	Graph	1	\$79,581.00	\$79,581.00	\$79,581.00	\$79,581.00
Totals	Graph	1	\$79,581.00	\$79,581.00	\$79,581.00	\$79,581.00

Latitude: 40.641659 Longitude: -73.986993

Employer Name/Worksite Address	Graph	Count	Mean Wage	Median Wage	Lowest Wage	Highest Wage
GRANDISON MANAGEMENT, INC., 1257 37ST, BROOKLYN, NY (https://www.google.com/maps/place/1257%2037ST,BROOKLYN,NY)	Graph	10	\$65,748.80	\$65,748.80	\$65,748.80	\$65,748.80
Totals	Graph	10	\$65,748.80	\$65,748.80	\$65,748.80	\$65,748.80

Latitude: 40.642006 Longitude: -73.974212

Employer Name/Worksite Address	Graph	Count	Mean Wage	Median Wage	Lowest Wage	Highest Wage
BLUEALLY, LLC, 300 OCEAN PARKWAY, BROOKLYN, NY (https://www.google.com/maps/place/300%20OCEAN%20PARKWAY,BROOKLYN,NY)	Graph	1	\$115,586.00	\$115,586.00	\$115,586.00	\$115,586.00
Totals	Graph	1	\$115,586.00	\$115,586.00	\$115,586.00	\$115,586.00

Latitude: 40.642062 Longitude: -73.685634

Employer Name/Worksite Address	Graph	Count	Mean Wage	Median Wage	Lowest Wage	Highest Wage
ENGHOUSE INTERACTIVE, INC., 195 LAKEVIEW DRIVE, HEWLETT, NY (https://www.google.com/maps/place/195%20LAKEVIEW%20DRIVE,HEWLETT,NY)	Graph	1	\$73,000.00	\$73,000.00	\$73,000.00	\$73,000.00
Totals	Graph	1	\$73,000.00	\$73,000.00	\$73,000.00	\$73,000.00

Latitude: 40.642143 Longitude: -73.596678

Employer Name/Employer Address	Graph	Count	Mean Wage	Median Wage	Lowest Wage	Highest Wage
GLORY INTERNATIONAL TRADING INC., 530 RAY STREET, FREEPORT, NY (https://www.google.com/maps/place/530%20RAY%20STREET,FREEPORT,NY)	Graph	1	\$54,995.00	\$54,995.00	\$54,995.00	\$54,995.00
Totals	Graph	1	\$54,995.00	\$54,995.00	\$54,995.00	\$54,995.00

Employer Name/Worksite Address	Graph	Count	Mean Wage	Median Wage	Lowest Wage	Highest Wage
GLORY INTERNATIONAL TRADING INC., 530 RAY STREET, FREEPORT, NY (https://www.google.com/maps/place/530%20RAY%20STREET,FREEPORT,NY)	Graph	1	\$54,995.00	\$54,995.00	\$54,995.00	\$54,995.00
Totals	Graph	1	\$54,995.00	\$54,995.00	\$54,995.00	\$54,995.00

Latitude: 40.642372 Longitude: -73.986034

Employer Name/Worksite Address	Graph	Count	Mean Wage	Median Wage	Lowest Wage	Highest Wage
GRANDISON MANAGEMENT, INC., 1257 37 STREET, BROOKLYN, NY (https://www.google.com/maps/place/1257%2037%20STREET,BROOKLYN,NY)	Graph	10	\$65,748.80	\$65,748.80	\$65,748.80	\$65,748.80
Totals	Graph	10	\$65,748.80	\$65,748.80	\$65,748.80	\$65,748.80

Latitude: 40.642413 Longitude: -73.979437

Employer Name/Worksite Address	Graph	Count	Mean Wage	Median Wage	Lowest Wage	Highest Wage
RAFIQ & ASSOCIATES, CPA, LLC, 484 MCDONALD AVE, BROOKLYN, NY (https://www.google.com/maps/place/484%20MCDONALD%20AVE,BROOKLYN,NY)	Graph	1	\$56,243.20	\$56,243.20	\$56,243.20	\$56,243.20
Totals	Graph	1	\$56,243.20	\$56,243.20	\$56,243.20	\$56,243.20

Employer Name/Worksite Address	Graph	Count	Mean Wage	Median Wage	Lowest Wage	Highest Wage
RAFIQ & ASSOCIATES, CPA, LLC, 484 MCDONALD AVE, BROOKLYN, NY (https://www.google.com/maps/place/484%20MCDONALD%20AVE,BROOKLYN,NY)	Graph	1	\$56,243.20	\$56,243.20	\$56,243.20	\$56,243.20
Totals	Graph	1	\$56,243.20	\$56,243.20	\$56,243.20	\$56,243.20

Latitude: 40.64252 Longitude: -73.903857

Employer Name/Worksite Address	Graph	Count	Mean Wage	Median Wage	Lowest Wage	Highest Wage
JEAN MARTIN INC, 1106 E 95TH ST, NEW YORK, NY (https://www.google.com/maps/place/1106%20E%2095TH%20ST,NEW%20YORK,NY)	Graph	1	\$84,864.00	\$84,864.00	\$84,864.00	\$84,864.00
Totals	Graph	1	\$84,864.00	\$84,864.00	\$84,864.00	\$84,864.00

Latitude: 40.642701 Longitude: -74.021938

Employer Name/Worksite Address	Graph	Count	Mean Wage	Median Wage	Lowest Wage	Highest Wage
ROBERT WU, 6003 8TH AVE, 2ND FLR., BROOKLYN, NY (https://www.google.com/maps/place/6003%208TH%20AVE,%202ND%20FLR.,BROOKLYN,NY)	Graph	1	\$79,200.00	\$79,200.00	\$79,200.00	\$79,200.00
Totals	Graph	1	\$79,200.00	\$79,200.00	\$79,200.00	\$79,200.00

Latitude: 40.643022 Longitude: -73.597603

Employer Name/Worksite Address	Graph	Count	Mean Wage	Median Wage	Lowest Wage	Highest Wage
NEW T&L BEER & SODA INC, 521 ATLANTIC AV, FREEPORT, NY (https://www.google.com/maps/place/521%20ATLANTIC%20AV,FREEPORT,NY)	Graph	1	\$44,000.00	\$44,000.00	\$44,000.00	\$44,000.00
Totals	Graph	1	\$44,000.00	\$44,000.00	\$44,000.00	\$44,000.00

Employer Name/Worksite Address	Graph	Count	Mean Wage	Median Wage	Lowest Wage	Highest Wage
NEW T&L BEER & SODA INC, 521 ATLANTIC AV, FREEPORT, NY (https://www.google.com/maps/place/521%20ATLANTIC%20AV,FREEPORT,NY)	Graph	1	\$44,000.00	\$44,000.00	\$44,000.00	\$44,000.00
Totals	Graph	1	\$44,000.00	\$44,000.00	\$44,000.00	\$44,000.00

Latitude: 40.643179 Longitude: -73.781807

Employer Name/Worksite Address	Graph	Count	Mean Wage	Median Wage	Lowest Wage	Highest Wage

Employer Name/Worksite Address	Graph	Count	Mean Wage	Median Wage	Lowest Wage	Highest Wage
QANTAS AIRWAYS LTD, JOHN F KENNEDY INTERNATIONAL AIRPORT, JAMAICA, NY (https://www.google.com/maps/place/JOHN%20F%20KENNEDY%20INTERNATIONAL%20AIRPORT,JAMAICA,NY)	Graph	1	\$110,000.00	\$110,000.00	\$110,000.00	\$110,000.00
Totals	Graph	1	\$110,000.00	\$110,000.00	\$110,000.00	\$110,000.00

Latitude: 40.643238 Longitude: -74.011627

Employer Name/Worksite Address	Graph	Count	Mean Wage	Median Wage	Lowest Wage	Highest Wage
SMART CHILDRENS LEARNING CENTER INC., 519 53RD STREET, 1ST FLOOR, BROOKLYN, NY (https://www.google.com/maps/place/519%2053RD%20STREET,%201ST%20FLOOR,BROOKLYN,NY)	Graph	2	\$41,350.40	\$41,350.40	\$41,350.40	\$41,350.40
Totals	Graph	2	\$41,350.40	\$41,350.40	\$41,350.40	\$41,350.40

Employer Name/Worksite Address	Graph	Count	Mean Wage	Median Wage	Lowest Wage	Highest Wage
SMART CHILDRENS LEARNING CENTER INC., 519 53RD STREET, 1ST FLOOR, BROOKLYN, NY (https://www.google.com/maps/place/519%2053RD%20STREET,%201ST%20FLOOR,BROOKLYN,NY)	Graph	2	\$41,350.40	\$41,350.40	\$41,350.40	\$41,350.40
Totals	Graph	2	\$41,350.40	\$41,350.40	\$41,350.40	\$41,350.40

Latitude: 40.643477 Longitude: -73.976042

Employer Name/Worksite Address	Graph	Count	Mean Wage	Median Wage	Lowest Wage	Highest Wage
AM THAI BISTRO INC, 1003 CHURCH AVE, BROOKLYN, NY (https://www.google.com/maps/place/1003%20CHURCH%20AVE,BROOKLYN,NY)	Graph	1	\$58,198.40	\$58,198.40	\$58,198.40	\$58,198.40
JAMAICA HOSPITAL MEDICAL CENTER, 3080 ATLANTIC AVENUE, BROOKLYN, NY (https://www.google.com/maps/place/3080%20ATLANTIC%20AVENUE,BROOKLYN,NY)	Graph	1	\$150,000.00	\$150,000.00	\$150,000.00	\$150,000.00
Totals	Graph	2	\$104,099.20	\$58,198.40	\$58,198.40	\$150,000.00

Latitude: 40.643702 Longitude: -74.018409

Employer Name/Worksite Address	Graph	Count	Mean Wage	Median Wage	Lowest Wage	Highest Wage
ART AND COOK INC., 5601 1ST AVE, 2ND FL, BROOKLYN, NY (https://www.google.com/maps/place/5601%201ST%20AVE,%202ND%20FL,BROOKLYN,NY)	Graph	1	\$52,749.00	\$52,749.00	\$52,749.00	\$52,749.00
Totals	Graph	1	\$52,749.00	\$52,749.00	\$52,749.00	\$52,749.00

Latitude: 40.643952 Longitude: -73.703926

Employer Name/Worksite Address	Graph	Count	Mean Wage	Median Wage	Lowest Wage	Highest Wage
KANG LONG USA CORPORATION, 1300 PENINSULA BLVD, HEWLETT, NY (https://www.google.com/maps/place/1300%20PENINSULA%20BLVD,HEWLETT,NY)	Graph	1	\$56,451.20	\$56,451.20	\$56,451.20	\$56,451.20
Totals	Graph	1	\$56,451.20	\$56,451.20	\$56,451.20	\$56,451.20

Employer Name/Worksite Address	Graph	Count	Mean Wage	Median Wage	Lowest Wage	Highest Wage
KANG LONG USA CORPORATION, 1300 PENINSULA BLVD, HEWLETT, NY (https://www.google.com/maps/place/1300%20PENINSULA%20BLVD,HEWLETT,NY)	Graph	1	\$56,451.20	\$56,451.20	\$56,451.20	\$56,451.20
Totals	Graph	1	\$56,451.20	\$56,451.20	\$56,451.20	\$56,451.20

Latitude: 40.643972 Longitude: -74.018181

Employer Name/Employer Address	Graph	Count	Mean Wage	Median Wage	Lowest Wage	Highest Wage
SAFETY HVAC INC, 5710 3RD AVENUE, BROOKLYN, NY (https://www.google.com/maps/place/5710%203RD%20AVENUE,BROOKLYN,NY)	Graph	2	\$73,250.00	\$68,000.00	\$68,000.00	\$78,500.00
Totals	Graph	2	\$73,250.00	\$68,000.00	\$68,000.00	\$78,500.00

Employer Name/Worksite Address	Graph	Count	Mean Wage	Median Wage	Lowest Wage	Highest Wage
SAFETY HVAC INC, 5710 3RD AVENUE, BROOKLYN, NY (https://www.google.com/maps/place/5710%203RD%20AVENUE,BROOKLYN,NY)	Graph	2	\$73,250.00	\$68,000.00	\$68,000.00	\$78,500.00
Totals	Graph	2	\$73,250.00	\$68,000.00	\$68,000.00	\$78,500.00

Latitude: 40.644097 Longitude: -73.989213

Employer Name/Employer Address	Graph	Count	Mean Wage	Median Wage	Lowest Wage	Highest Wage
20/20 INSPECTIONS, INC., 3716 FORT HAMILTON PARKWAY, BROOKLYN, NY (https://www.google.com/maps/place/3716%20FORT%20HAMILTON%20PARKWAY,BROOKLYN,NY)	Graph	3	\$61,436.33	\$61,069.00	\$61,069.00	\$62,171.00
Totals	Graph	3	\$61,436.33	\$61,069.00	\$61,069.00	\$62,171.00

Employer Name/Worksite Address	Graph	Count	Mean Wage	Median Wage	Lowest Wage	Highest Wage
20/20 INSPECTIONS, INC., 3716 FORT HAMILTON PARKWAY, BROOKLYN, NY (https://www.google.com/maps/place/3716%20FORT%20HAMILTON%20PARKWAY,BROOKLYN,NY)	Graph	3	\$61,436.33	\$61,069.00	\$61,069.00	\$62,171.00
Totals	Graph	3	\$61,436.33	\$61,069.00	\$61,069.00	\$62,171.00

Latitude: 40.644133 Longitude: -73.97644

Employer Name/Worksite Address	Graph	Count	Mean Wage	Median Wage	Lowest Wage	Highest Wage
SELFHELP COMMUNITY SERVICES, INC, 419 CHURCH AVENUE, BROOKLYN, NY (https://www.google.com/maps/place/419%20CHURCH%20AVENUE,BROOKLYN,NY)	Graph	1	\$55,000.00	\$55,000.00	\$55,000.00	\$55,000.00
Totals	Graph	1	\$55,000.00	\$55,000.00	\$55,000.00	\$55,000.00

Latitude: 40.64507 Longitude: -74.101403

Employer Name/Worksite Address	Graph	Count	Mean Wage	Median Wage	Lowest Wage	Highest Wage
MAMMOET USA NORTH, INC., 155 RICHMOND TERRACE, STATEN ISLAND, NY (https://www.google.com/maps/place/155%20RICHMOND%20TERRACE,STATEN%20ISLAND,NY)	Graph	1	\$158,973.87	\$158,973.87	\$158,973.87	\$158,973.87
Totals	Graph	1	\$158,973.87	\$158,973.87	\$158,973.87	\$158,973.87

Latitude: 40.645293 Longitude: -74.022968

Employer Name/Worksite Address	Graph	Count	Mean Wage	Median Wage	Lowest Wage	Highest Wage
MODERN MEADOW INC, 140 58TH STREET, BROOKLYN, NY (https://www.google.com/maps/place/140%2058TH%20STREET,BROOKLYN,NY)	Graph	6	\$82,816.67	\$67,000.00	\$65,900.00	\$125,000.00
Totals	Graph	6	\$82,816.67	\$67,000.00	\$65,900.00	\$125,000.00

Latitude: 40.645323 Longitude: -74.022955

Employer Name/Employer Address	Graph	Count	Mean Wage	Median Wage	Lowest Wage	Highest Wage
--------------------------------	-------	-------	-----------	-------------	-------------	--------------

Employer Name/Employer Address	Graph	Count	Mean Wage	Median Wage	Lowest Wage	Highest Wage
BENSON MILLS, INC., 140 58TH STREET, BROOKLYN, NY (https://www.google.com/maps/place/140%2058TH%20STREET,BROOKLYN,NY)	Graph	1	\$78,000.00	\$78,000.00	\$78,000.00	\$78,000.00
LEE SPRING COMPANY LLC, 140 58TH STREET, STE 3C, BROOKLYN, NY (https://www.google.com/maps/place/140%2058TH%20STREET,%20STE%203C,BROOKLYN,NY)	Graph	1	\$65,000.00	\$65,000.00	\$65,000.00	\$65,000.00
MODERN MEADOW INC, 140 58TH STREET, BROOKLYN, NY (https://www.google.com/maps/place/140%2058TH%20STREET,BROOKLYN,NY)	Graph	1	\$65,900.00	\$65,900.00	\$65,900.00	\$65,900.00
UNCOMMONGOODS LLC, 140 58TH STREET, BROOKLYN, NY (https://www.google.com/maps/place/140%2058TH%20STREET,BROOKLYN,NY)	Graph	1	\$72,000.00	\$72,000.00	\$72,000.00	\$72,000.00
VENDOME EXHIBITS CORP., 140 58TH STREET, BROOKLYN, NY (https://www.google.com/maps/place/140%2058TH%20STREET,BROOKLYN,NY)	Graph	1	\$45,000.00	\$45,000.00	\$45,000.00	\$45,000.00
MODERN MEADOW INC., 140 58TH STREET, BROOKLYN, NY (https://www.google.com/maps/place/140%2058TH%20STREET,BROOKLYN,NY)	Graph	4	\$89,750.00	\$67,000.00	\$67,000.00	\$125,000.00
Totals	Graph	9	\$76,100.00	\$67,000.00	\$45,000.00	\$125,000.00

Employer Name/Worksite Address	Graph	Count	Mean Wage	Median Wage	Lowest Wage	Highest Wage
VENDOME EXHIBITS CORP., 140 58TH STREET, BROOKLYN, NY (https://www.google.com/maps/place/140%2058TH%20STREET,BROOKLYN,NY)	Graph	1	\$45,000.00	\$45,000.00	\$45,000.00	\$45,000.00
Totals	Graph	1	\$45,000.00	\$45,000.00	\$45,000.00	\$45,000.00

Latitude: 40.645411 Longitude: -74.009439

Employer Name/Worksite Address	Graph	Count	Mean Wage	Median Wage	Lowest Wage	Highest Wage
NYU HOSPITALS CENTER, 514 49TH STREET, BROOKLYN, NY (https://www.google.com/maps/place/514%2049TH%20STREET,BROOKLYN,NY)	Graph	1	\$67,185.85	\$67,185.85	\$67,185.85	\$67,185.85
Totals	Graph	1	\$67,185.85	\$67,185.85	\$67,185.85	\$67,185.85

Latitude: 40.645763 Longitude: -73.970605

Employer Name/Worksite Address	Graph	Count	Mean Wage	Median Wage	Lowest Wage	Highest Wage
THE BROOKLYN HOSPITAL CENTER, 485 CONEY ISLAND AVENUE, BROOKLYN, NY (https://www.google.com/maps/place/485%20CONEY%20ISLAND%20AVENUE,BROOKLYN,NY)	Graph	1	\$49,691.00	\$49,691.00	\$49,691.00	\$49,691.00
Totals	Graph	1	\$49,691.00	\$49,691.00	\$49,691.00	\$49,691.00

Latitude: 40.646181 Longitude: -73.74965

Employer Name/Worksite Address	Graph	Count	Mean Wage	Median Wage	Lowest Wage	Highest Wage
APEX LOGISTICS INTERNATIONAL (NY), INC., 230-59 ROCKAWAY BLVD., SUITE 260, SPRINGFIELD GARDEN, NY (https://www.google.com/maps/place/230-59%20ROCKAWAY%20BLVD.,%20SUITE%20260,SPRINGFIELD%20GARDEN,NY)	Graph	2	\$51,220.00	\$46,675.00	\$46,675.00	\$55,765.00
Totals	Graph	2	\$51,220.00	\$46,675.00	\$46,675.00	\$55,765.00

Latitude: 40.646295 Longitude: -73.995805

Employer Name/Employer Address	Graph	Count	Mean Wage	Median Wage	Lowest Wage	Highest Wage
MARATHON ENERGY CORPORATION, 868 39TH STREET, NEW YORK, NY (https://www.google.com/maps/place/868%2039TH%20STREET,NEW%20YORK,NY)	Graph	1	\$72,500.00	\$72,500.00	\$72,500.00	\$72,500.00
MARATHON MECHANICAL LLC, 868 39TH STREET, NEW YORK, NY (https://www.google.com/maps/place/868%2039TH%20STREET,NEW%20YORK,NY)	Graph	1	\$72,500.00	\$72,500.00	\$72,500.00	\$72,500.00
Totals	Graph	2	\$72,500.00	\$72,500.00	\$72,500.00	\$72,500.00

Employer Name/Worksite Address	Graph	Count	Mean Wage	Median Wage	Lowest Wage	Highest Wage
MARATHON MECHANICAL LLC, 868 39TH STREET, BROOKLYN, NY (https://www.google.com/maps/place/868%2039TH%20STREET,BROOKLYN,NY)	Graph	2	\$72,500.00	\$72,500.00	\$72,500.00	\$72,500.00
Totals	Graph	2	\$72,500.00	\$72,500.00	\$72,500.00	\$72,500.00

Latitude: 40.646385 Longitude: -74.015662

Employer Name/Worksite Address	Graph	Count	Mean Wage	Median Wage	Lowest Wage	Highest Wage
NYC BIKE SHARE LLC, 5202 3RD AVENUE, BROOKLYN, NY (https://www.google.com/maps/place/5202%203RD%20AVENUE,BROOKLYN,NY)	Graph	1	\$200,000.00	\$200,000.00	\$200,000.00	\$200,000.00
Totals	Graph	1	\$200,000.00	\$200,000.00	\$200,000.00	\$200,000.00

Employer Name/Worksite Address	Graph	Count	Mean Wage	Median Wage	Lowest Wage	Highest Wage
NYC BIKE SHARE LLC, 5202 3RD AVENUE, BROOKLYN, NY (https://www.google.com/maps/place/5202%203RD%20AVENUE,BROOKLYN,NY)	Graph	1	\$200,000.00	\$200,000.00	\$200,000.00	\$200,000.00
Totals	Graph	1	\$200,000.00	\$200,000.00	\$200,000.00	\$200,000.00

Latitude: 40.646448 Longitude: -73.956649

Employer Name/Worksite Address	Graph	Count	Mean Wage	Median Wage	Lowest Wage	Highest Wage
ALEX MAPAR LLC, 2233 CATON AVE, 4A, BROOKLYN, NY (https://www.google.com/maps/place/2233%20CATON%20AVE,%204A,BROOKLYN,NY)	Graph	1	\$47,000.00	\$47,000.00	\$47,000.00	\$47,000.00
Totals	Graph	1	\$47,000.00	\$47,000.00	\$47,000.00	\$47,000.00

Employer Name/Worksite Address	Graph	Count	Mean Wage	Median Wage	Lowest Wage	Highest Wage
ALEX MAPAR LLC, 2233 CATON AVE, 4A, BROOKLYN, NY (https://www.google.com/maps/place/2233%20CATON%20AVE,%204A,BROOKLYN,NY)	Graph	1	\$47,000.00	\$47,000.00	\$47,000.00	\$47,000.00
BRYAN HARRIS LLC, 495 FLATBUSH AVE, BROOKLYN, NY (https://www.google.com/maps/place/495%20FLATBUSH%20AVE,BROOKLYN,NY)	Graph	1	\$35,360.00	\$35,360.00	\$35,360.00	\$35,360.00
TIDES CENTER, 1735 CATON AVE, BROOKLYN, NY (https://www.google.com/maps/place/1735%20CATON%20AVE,BROOKLYN,NY)	Graph	1	\$53,000.00	\$53,000.00	\$53,000.00	\$53,000.00
Totals	Graph	3	\$45,120.00	\$47,000.00	\$35,360.00	\$53,000.00

Latitude: 40.646464 Longitude: -74.023344

Employer Name/Worksite Address	Graph	Count	Mean Wage	Median Wage	Lowest Wage	Highest Wage
GEM-QUALITY CORPORATION, 5620 1ST AVENUE, BROOKLYN, NY (https://www.google.com/maps/place/5620%201ST%20AVENUE,BROOKLYN,NY)	Graph	1	\$92,000.00	\$92,000.00	\$92,000.00	\$92,000.00
Totals	Graph	1	\$92,000.00	\$92,000.00	\$92,000.00	\$92,000.00

Employer Name/Worksite Address	Graph	Count	Mean Wage	Median Wage	Lowest Wage	Highest Wage
GEM-QUALITY CORPORATION, 5620 1ST AVENUE, BROOKLYN, NY (https://www.google.com/maps/place/5620%201ST%20AVENUE,BROOKLYN,NY)	Graph	1	\$92,000.00	\$92,000.00	\$92,000.00	\$92,000.00
Totals	Graph	1	\$92,000.00	\$92,000.00	\$92,000.00	\$92,000.00

Latitude: 40.646886 Longitude: -74.02095

Employer Name/Employer Address	Graph	Count	Mean Wage	Median Wage	Lowest Wage	Highest Wage
SUNSET PARK HEALTH COUNCIL, INC., 150 55TH STREET, BROOKLYN, NY (https://www.google.com/maps/place/150%2055TH%20STREET,BROOKLYN,NY)	Graph	3	\$139,800.00	\$187,200.00	\$45,000.00	\$187,200.00
Totals	Graph	3	\$139,800.00	\$187,200.00	\$45,000.00	\$187,200.00

Employer Name/Worksite Address	Graph	Count	Mean Wage	Median Wage	Lowest Wage	Highest Wage
SUNSET PARK HEALTH COUNCIL, INC., 150 55TH STREET, BROOKLYN, NY (https://www.google.com/maps/place/150%2055TH%20STREET,BROOKLYN,NY)	Graph	11	\$190,769.42	\$187,200.00	\$63,592.00	\$312,000.00
Totals	Graph	11	\$190,769.42	\$187,200.00	\$63,592.00	\$312,000.00

Latitude: 40.646931 Longitude: -74.022664

Employer Name/Employer Address	Graph	Count	Mean Wage	Median Wage	Lowest Wage	Highest Wage
ART AND COOK INC., 5601 1ST AVE, 2ND FLOOR, BROOKLYN, NY (https://www.google.com/maps/place/5601%201ST%20AVE,%202ND%20FLOOR,BROOKLYN,NY)	Graph	1	\$52,749.00	\$52,749.00	\$52,749.00	\$52,749.00
ART AND COOK INC., 5601 1ST AVENUE, 2ND FLOOR, BROOKLYN, NY (https://www.google.com/maps/place/5601%201ST%20AVENUE,%202ND%20FLOOR,BROOKLYN,NY)	Graph	1	\$59,176.00	\$59,176.00	\$59,176.00	\$59,176.00
ART AND COOK INC., 5601 1ST AVE, BROOKLYN, NY (https://www.google.com/maps/place/5601%201ST%20AVE,BROOKLYN,NY)	Graph	2	\$55,993.60	\$55,993.60	\$55,993.60	\$55,993.60
SOUTHERN TELECOM, INC., 5601 1ST AVE, BROOKLYN, NY (https://www.google.com/maps/place/5601%201ST%20AVE,BROOKLYN,NY)	Graph	4	\$52,847.65	\$53,165.00	\$47,985.60	\$55,120.00
Totals	Graph	8	\$54,412.85	\$55,120.00	\$47,985.60	\$59,176.00

Employer Name/Worksite Address	Graph	Count	Mean Wage	Median Wage	Lowest Wage	Highest Wage
ART AND COOK INC., 5601 1ST AVENUE, 2ND FLOOR, BROOKLYN, NY (https://www.google.com/maps/place/5601%201ST%20AVENUE,%202ND%20FLOOR,BROOKLYN,NY)	Graph	1	\$59,176.00	\$59,176.00	\$59,176.00	\$59,176.00
ART AND COOK INC., 5601 1ST AVE, BROOKLYN, NY (https://www.google.com/maps/place/5601%201ST%20AVE,BROOKLYN,NY)	Graph	6	\$53,896.30	\$55,120.00	\$47,985.60	\$55,993.60
Totals	Graph	7	\$54,650.54	\$55,120.00	\$47,985.60	\$59,176.00

Latitude: 40.647391 Longitude: -73.786201

Employer Name/Worksite Address	Graph	Count	Mean Wage	Median Wage	Lowest Wage	Highest Wage
3R INFO LLC, JFK INTERNATIONAL AIRPORT, JAMAICA, NY (https://www.google.com/maps/place/JFK%20INTERNATIONAL%20AIRPORT,JAMAICA,NY)	Graph	1	\$64,813.00	\$64,813.00	\$64,813.00	\$64,813.00
CJ LOGISTICS U.S.A. CORPORATION, 23B JFK INTERNATIONAL AIRPORT, JAMAICA, NY (https://www.google.com/maps/place/23B%20JFK%20INTERNATIONAL%20AIRPORT,JAMAICA,NY)	Graph	1	\$52,748.80	\$52,748.80	\$52,748.80	\$52,748.80
Totals	Graph	2	\$58,780.90	\$52,748.80	\$52,748.80	\$64,813.00

Latitude: 40.647415 Longitude: -73.971219

Employer Name/Employer Address	Graph	Count	Mean Wage	Median Wage	Lowest Wage	Highest Wage
SASCO BUILDERS INC., 424 CONEY ISLAND AVENUE, BROOKLYN, NY (https://www.google.com/maps/place/424%20CONEY%20ISLAND%20AVENUE,BROOKLYN,NY)	Graph	1	\$76,586.00	\$76,586.00	\$76,586.00	\$76,586.00
Totals	Graph	1	\$76,586.00	\$76,586.00	\$76,586.00	\$76,586.00

Employer Name/Worksite Address	Graph	Count	Mean Wage	Median Wage	Lowest Wage	Highest Wage
--------------------------------	-------	-------	-----------	-------------	-------------	--------------

Employer Name/Worksite Address	Graph	Count	Mean Wage	Median Wage	Lowest Wage	Highest Wage
SASCO BUILDERS INC., 424 CONEY ISLAND AVENUE, BROOKLYN, NY (https://www.google.com/maps/place/424%20CONEY%20ISLAND%20AVENUE,BROOKLYN,NY)	Graph	1	\$76,586.00	\$76,586.00	\$76,586.00	\$76,586.00
Totals	Graph	1	\$76,586.00	\$76,586.00	\$76,586.00	\$76,586.00

Latitude: 40.648034 Longitude: -74.013893

Employer Name/Worksite Address	Graph	Count	Mean Wage	Median Wage	Lowest Wage	Highest Wage
NEW EMPIRE BUILDER CORP., 4918 3RD AVE., BROOKLYN, NY (https://www.google.com/maps/place/4918%203RD%20AVE.,BROOKLYN,NY)	Graph	7	\$60,471.54	\$56,160.00	\$52,000.00	\$68,640.00
Totals	Graph	7	\$60,471.54	\$56,160.00	\$52,000.00	\$68,640.00

Employer Name/Worksite Address	Graph	Count	Mean Wage	Median Wage	Lowest Wage	Highest Wage
NEW EMPIRE BUILDER CORP., 4918 3RD AVE., BROOKLYN, NY (https://www.google.com/maps/place/4918%203RD%20AVE.,BROOKLYN,NY)	Graph	7	\$60,471.54	\$56,160.00	\$52,000.00	\$68,640.00
Totals	Graph	7	\$60,471.54	\$56,160.00	\$52,000.00	\$68,640.00

Latitude: 40.648487 Longitude: -74.020581

Employer Name/Worksite Address	Graph	Count	Mean Wage	Median Wage	Lowest Wage	Highest Wage
THE ARISTER GROUP INC., 4 53RD STREET, BROOKLYN, NY (https://www.google.com/maps/place/4%2053RD%20STREET,BROOKLYN,NY)	Graph	1	\$65,000.00	\$65,000.00	\$65,000.00	\$65,000.00
Totals	Graph	1	\$65,000.00	\$65,000.00	\$65,000.00	\$65,000.00

Employer Name/Worksite Address	Graph	Count	Mean Wage	Median Wage	Lowest Wage	Highest Wage
THE ARISTER GROUP INC., 4 53RD STREET, BROOKLYN, NY (https://www.google.com/maps/place/4%2053RD%20STREET,BROOKLYN,NY)	Graph	1	\$65,000.00	\$65,000.00	\$65,000.00	\$65,000.00
Totals	Graph	1	\$65,000.00	\$65,000.00	\$65,000.00	\$65,000.00

Latitude: 40.649103 Longitude: -73.945364

Employer Name/Worksite Address	Graph	Count	Mean Wage	Median Wage	Lowest Wage	Highest Wage
SMILE SAVERS COSMETIC DENTAL PC, 3400 SNYDER AVENUE #1B, BROOKLYN, NY (https://www.google.com/maps/place/3400%20SNYDER%20AVENUE%20#1B,BROOKLYN,NY)	Graph	2	\$132,000.00	\$132,000.00	\$132,000.00	\$132,000.00
Totals	Graph	2	\$132,000.00	\$132,000.00	\$132,000.00	\$132,000.00

Employer Name/Worksite Address	Graph	Count	Mean Wage	Median Wage	Lowest Wage	Highest Wage
SMILE SAVERS COSMETIC DENTAL PC, 3400 SNYDER AVENUE #1B, BROOKLYN, NY (https://www.google.com/maps/place/3400%20SNYDER%20AVENUE%20#1B,BROOKLYN,NY)	Graph	2	\$132,000.00	\$132,000.00	\$132,000.00	\$132,000.00
Totals	Graph	2	\$132,000.00	\$132,000.00	\$132,000.00	\$132,000.00

Latitude: 40.649328 Longitude: -74.015672

Employer Name/Worksite Address	Graph	Count	Mean Wage	Median Wage	Lowest Wage	Highest Wage
EMPIRE CITY LABORATORIES INC., 229 49TH STREET, BROOKLYN, NY (https://www.google.com/maps/place/229%2049TH%20STREET,BROOKLYN,NY)	Graph	1	\$100,000.00	\$100,000.00	\$100,000.00	\$100,000.00

Employer Name/Employer Address	Graph	Count	Mean Wage	Median Wage	Lowest Wage	Highest Wage
Totals	Graph	1	\$100,000.00	\$100,000.00	\$100,000.00	\$100,000.00

Employer Name/Worksite Address	Graph	Count	Mean Wage	Median Wage	Lowest Wage	Highest Wage
EMPIRE CITY LABORATORIES INC., 229 49TH STREET, BROOKLYN, NY (https://www.google.com/maps/place/229%2049TH%20STREET,BROOKLYN,NY)	Graph	1	\$100,000.00	\$100,000.00	\$100,000.00	\$100,000.00
Totals	Graph	1	\$100,000.00	\$100,000.00	\$100,000.00	\$100,000.00

Latitude: 40.649422 Longitude: -73.568464

Employer Name/Employer Address	Graph	Count	Mean Wage	Median Wage	Lowest Wage	Highest Wage
SCHENKER, INC., 150 ALBANY AVENUE, FREEPORT, NY (https://www.google.com/maps/place/150%20ALBANY%20AVENUE,FREEPORT,NY)	Graph	1	\$80,000.00	\$80,000.00	\$80,000.00	\$80,000.00
Totals	Graph	1	\$80,000.00	\$80,000.00	\$80,000.00	\$80,000.00

Employer Name/Worksite Address	Graph	Count	Mean Wage	Median Wage	Lowest Wage	Highest Wage
SCHENKER, INC., 150 ALBANY AVENUE, FREEPORT, NY (https://www.google.com/maps/place/150%20ALBANY%20AVENUE,FREEPORT,NY)	Graph	1	\$80,000.00	\$80,000.00	\$80,000.00	\$80,000.00
Totals	Graph	1	\$80,000.00	\$80,000.00	\$80,000.00	\$80,000.00

Latitude: 40.64959 Longitude: -73.934375

Employer Name/Employer Address	Graph	Count	Mean Wage	Median Wage	Lowest Wage	Highest Wage
RESEARCH FOUNDATION OF S.U.N.Y., 450 CLARKSON AVE. BOX 78, BROOKLYN, NY (https://www.google.com/maps/place/450%20CLARKSON%20AVE.%20BOX%2078,BROOKLYN,NY)	Graph	1	\$40,000.00	\$40,000.00	\$40,000.00	\$40,000.00
THE RESEARCH FOUNDATION FOR S.U.N.Y., 450 CLARKSON AVE. BOX 78, BROOKLYN, NY (https://www.google.com/maps/place/450%20CLARKSON%20AVE.%20BOX%2078,BROOKLYN,NY)	Graph	3	\$51,384.00	\$50,000.00	\$49,152.00	\$55,000.00
Totals	Graph	4	\$48,538.00	\$49,152.00	\$40,000.00	\$55,000.00

Employer Name/Worksite Address	Graph	Count	Mean Wage	Median Wage
ACHIEVEMENT FIRST BROOKLYN CHARTER SCHOOLS, ACHIEVEMENT FIRST CROWN HEIGHTS MIDDLE SCHOOL, BROOKLYN, NY (https://www.google.com/maps/place/ACHIEVEMENT%20FIRST%20CROWN%20HEIGHTS%20MIDDLE%20SCHOOL,BROOKLYN,NY)	Graph	1	\$22,350.00	\$22,350.00
CENTRAPRISE, CORP, CNSE ZEN BLDG 201 FULLER ROAD, ALBANY, NY (https://www.google.com/maps/place/CNSE%20ZEN%20BLDG%20201%20FULLER%20ROAD,ALBANY,NY)	Graph	1	\$63,000.00	\$63,000.00
Totals	Graph	2	\$42,675.00	\$22,350.00

Latitude: 40.64967 Longitude: -74.014732

Employer Name/Employer Address	Graph	Count	Mean Wage	Median Wage	Lowest Wage	Highest Wage
EXPRESSIVE LIGHTING INC., 245 48TH STREET, BROOKLYN, NY (https://www.google.com/maps/place/245%2048TH%20STREET,BROOKLYN,NY)	Graph	1	\$47,000.00	\$47,000.00	\$47,000.00	\$47,000.00
Totals	Graph	1	\$47,000.00	\$47,000.00	\$47,000.00	\$47,000.00

Employer Name/Worksite Address	Graph	Count	Mean Wage	Median Wage	Lowest Wage	Highest Wage
EXPRESSIVE LIGHTING INC., 245 48TH STREET, BROOKLYN, NY (https://www.google.com/maps/place/245%2048TH%20STREET,BROOKLYN,NY)	Graph	1	\$47,000.00	\$47,000.00	\$47,000.00	\$47,000.00

Employer Name/Worksite Address	Graph	Count	Mean Wage	Median Wage	Lowest Wage	Highest Wage
Totals	Graph	1	\$47,000.00	\$47,000.00	\$47,000.00	\$47,000.00

Latitude: 40.649728 Longitude: -73.898497

Employer Name/Worksite Address	Graph	Count	Mean Wage	Median Wage	Lowest Wage	Highest Wage
GRANDISON MANAGEMENT, INC., 650 EAST 104TH STREET, BROOKLYN, NY (https://www.google.com/maps/place/650%20EAST%20104TH%20STREET,BROOKLYN,NY)	Graph	10	\$65,748.80	\$65,748.80	\$65,748.80	\$65,748.80
Totals	Graph	10	\$65,748.80	\$65,748.80	\$65,748.80	\$65,748.80

Latitude: 40.64974 Longitude: -74.00927

Employer Name/Employer Address	Graph	Count	Mean Wage	Median Wage	Lowest Wage	Highest Wage
UNITED CARE PHARMACY RX, INC, 4424 4TH AVENUE, BROOKLYN, NY (https://www.google.com/maps/place/4424%204TH%20AVENUE,BROOKLYN,NY)	Graph	1	\$75,000.00	\$75,000.00	\$75,000.00	\$75,000.00
Totals	Graph	1	\$75,000.00	\$75,000.00	\$75,000.00	\$75,000.00

Employer Name/Worksite Address	Graph	Count	Mean Wage	Median Wage	Lowest Wage	Highest Wage
UNITED CARE PHARMACY RX, INC, 4424 4TH AVENUE, BROOKLYN, NY (https://www.google.com/maps/place/4424%204TH%20AVENUE,BROOKLYN,NY)	Graph	1	\$75,000.00	\$75,000.00	\$75,000.00	\$75,000.00
Totals	Graph	1	\$75,000.00	\$75,000.00	\$75,000.00	\$75,000.00

Latitude: 40.650031 Longitude: -74.014079

Employer Name/Employer Address	Graph	Count	Mean Wage	Median Wage	Lowest Wage	Highest Wage
AMERICAN TELECOMMUNICATIONS INC., 250 47TH STREET, BROOKLYN, NY (https://www.google.com/maps/place/250%2047TH%20STREET,BROOKLYN,NY)	Graph	2	\$52,185.50	\$51,771.00	\$51,771.00	\$52,600.00
Totals	Graph	2	\$52,185.50	\$51,771.00	\$51,771.00	\$52,600.00

Employer Name/Worksite Address	Graph	Count	Mean Wage	Median Wage	Lowest Wage	Highest Wage
AMERICAN TELECOMMUNICATIONS INC., 250 47TH STREET, BROOKLYN, NY (https://www.google.com/maps/place/250%2047TH%20STREET,BROOKLYN,NY)	Graph	2	\$52,185.50	\$51,771.00	\$51,771.00	\$52,600.00
Totals	Graph	2	\$52,185.50	\$51,771.00	\$51,771.00	\$52,600.00

Latitude: 40.650948 Longitude: -73.610227

Employer Name/Employer Address	Graph	Count	Mean Wage	Median Wage	Lowest Wage	Highest Wage
LAKSHMI PT CONSULTANTS, P.C., DBA HANDS ON PHYSICAL THERAPY, 865 MERRICK RD., STE. 201, BALDWIN, NY (https://www.google.com/maps/place/865%20MERRICK%20RD.,%20STE.%20201,BALDWIN,NY)	Graph	1	\$98,250.00	\$98,250.00	\$98,250.00	\$98,250.00
LAKSHMI PT CONSULTANTS, P.C., 865 MERRICK RD., STE. 201, BALDWIN, NY (https://www.google.com/maps/place/865%20MERRICK%20RD.,%20STE.%20201,BALDWIN,NY)	Graph	4	\$108,000.00	\$108,000.00	\$108,000.00	\$108,000.00
Totals	Graph	5	\$106,050.00	\$108,000.00	\$98,250.00	\$108,000.00

Employer Name/Worksite Address	Graph	Count	Mean Wage	Median Wage	Lowest Wage	Highest Wage
LAKSHMI PT CONSULTANTS, P.C., 865 MERRICK RD., STE. 201, BALDWIN, NY (https://www.google.com/maps/place/865%20MERRICK%20RD.,%20STE.%20201,BALDWIN,NY)	Graph	5	\$106,050.00	\$108,000.00	\$98,250.00	\$108,000.00

Employer Name/Worksite Address	Graph	Count	Mean Wage	Median Wage	Lowest Wage	Highest Wage
Totals	Graph	5	\$106,050.00	\$108,000.00	\$98,250.00	\$108,000.00

Latitude: 40.651597 Longitude: -73.71651

Employer Name/Worksite Address	Graph	Count	Mean Wage	Median Wage	Lowest Wage	Highest Wage
D B E ELECTRIC CORP, 989 ROCKAWAY AVENUE, VALLEY STREAM, NY (https://www.google.com/maps/place/989%20ROCKAWAY%20AVENUE,VALLEY%20STREAM,NY)	Graph	4	\$65,444.00	\$64,688.00	\$60,000.00	\$72,400.00
Totals	Graph	4	\$65,444.00	\$64,688.00	\$60,000.00	\$72,400.00

Latitude: 40.651766 Longitude: -74.009979

Employer Name/Worksite Address	Graph	Count	Mean Wage	Median Wage	Lowest Wage	Highest Wage
BROOKLYN CHINESE-AMERICAN ASSOCIATION INC, 713 43RD STREET, BROOKLYN, NY (https://www.google.com/maps/place/713%2043RD%20STREET,BROOKLYN,NY)	Graph	1	\$23,233.60	\$23,233.60	\$23,233.60	\$23,233.60
Totals	Graph	1	\$23,233.60	\$23,233.60	\$23,233.60	\$23,233.60

Latitude: 40.652038 Longitude: -73.929271

Employer Name/Worksite Address	Graph	Count	Mean Wage	Median Wage	Lowest Wage	Highest Wage
SHANTI PHARMACY CORP, 5105 CHURCH AVENUE, BROOKLYN, NY (https://www.google.com/maps/place/5105%20CHURCH%20AVENUE,BROOKLYN,NY)	Graph	1	\$67,100.00	\$67,100.00	\$67,100.00	\$67,100.00
Totals	Graph	1	\$67,100.00	\$67,100.00	\$67,100.00	\$67,100.00

Employer Name/Worksite Address	Graph	Count	Mean Wage	Median Wage	Lowest Wage	Highest Wage
SHANTI PHARMACY CORP., 5105 CHURCH AVENUE, BROOKLYN, NY (https://www.google.com/maps/place/5105%20CHURCH%20AVENUE,BROOKLYN,NY)	Graph	1	\$67,100.00	\$67,100.00	\$67,100.00	\$67,100.00
Totals	Graph	1	\$67,100.00	\$67,100.00	\$67,100.00	\$67,100.00

Latitude: 40.652104 Longitude: -74.005169

Employer Name/Worksite Address	Graph	Count	Mean Wage	Median Wage	Lowest Wage	Highest Wage
SCO FAMILY OF SERVICES, 443 39TH STREET, BROOKLYN, NY (https://www.google.com/maps/place/443%2039TH%20STREET,BROOKLYN,NY)	Graph	1	\$41,000.23	\$41,000.23	\$41,000.23	\$41,000.23
Totals	Graph	1	\$41,000.23	\$41,000.23	\$41,000.23	\$41,000.23

Latitude: 40.652385 Longitude: -74.011928

Employer Name/Worksite Address	Graph	Count	Mean Wage	Median Wage	Lowest Wage	Highest Wage
DELPHI PLUMBING & HEATING, INC., 242 43RD STREET, BROOKLYN, NY (https://www.google.com/maps/place/242%2043RD%20STREET,BROOKLYN,NY)	Graph	1	\$47,466.00	\$47,466.00	\$47,466.00	\$47,466.00
Totals	Graph	1	\$47,466.00	\$47,466.00	\$47,466.00	\$47,466.00

Employer Name/Worksite Address	Graph	Count	Mean Wage	Median Wage	Lowest Wage	Highest Wage
DELPHI PLUMBING & HEATING, INC., 242 43RD STREET, BROOKLYN, NY (https://www.google.com/maps/place/242%2043RD%20STREET,BROOKLYN,NY)	Graph	1	\$47,466.00	\$47,466.00	\$47,466.00	\$47,466.00

Employer Name/Worksite Address	Graph	Count	Mean Wage	Median Wage	Lowest Wage	Highest Wage
Totals	Graph	1	\$47,466.00	\$47,466.00	\$47,466.00	\$47,466.00

Latitude: 40.652417 Longitude: -74.013563

Employer Name/Worksite Address	Graph	Count	Mean Wage	Median Wage	Lowest Wage	Highest Wage
VOLMAR CONSTRUCTION, 4400 SECOND AVENUE, BROOKLYN, NY (https://www.google.com/maps/place/4400%20SECOND%20AVENUE,BROOKLYN,NY)	Graph	1	\$115,000.00	\$115,000.00	\$115,000.00	\$115,000.00
VOLMAR CONSTRUCTION, INC., 4400 2ND AVENUE, BROOKLYN, NY (https://www.google.com/maps/place/4400%202ND%20AVENUE,BROOKLYN,NY)	Graph	1	\$47,500.00	\$47,500.00	\$47,500.00	\$47,500.00
Totals	Graph	2	\$81,250.00	\$47,500.00	\$47,500.00	\$115,000.00

Employer Name/Worksite Address	Graph	Count	Mean Wage	Median Wage	Lowest Wage	Highest Wage
VOLMAR CONSTRUCTION, 4400 2ND AVENUE, BROOKLYN, NY (https://www.google.com/maps/place/4400%202ND%20AVENUE,BROOKLYN,NY)	Graph	2	\$81,250.00	\$47,500.00	\$47,500.00	\$115,000.00
Totals	Graph	2	\$81,250.00	\$47,500.00	\$47,500.00	\$115,000.00

Latitude: 40.652501 Longitude: -73.953703

Employer Name/Worksite Address	Graph	Count	Mean Wage	Median Wage	Lowest Wage	Highest Wage
GRANDISON MANAGEMENT, INC., 135 LINDEN BLVD, BROOKLYN, NY (https://www.google.com/maps/place/135%20LINDEN%20BLVD,BROOKLYN,NY)	Graph	10	\$65,748.80	\$65,748.80	\$65,748.80	\$65,748.80
GRANDISON MANAGEMENT, INC., 135 LINDEN BOULEVARD, BROOKLYN, NY (https://www.google.com/maps/place/135%20LINDEN%20BOULEVARD,BROOKLYN,NY)	Graph	10	\$65,748.80	\$65,748.80	\$65,748.80	\$65,748.80
Totals	Graph	20	\$65,748.80	\$65,748.80	\$65,748.80	\$65,748.80

Latitude: 40.652898 Longitude: -73.920183

Employer Name/Worksite Address	Graph	Count	Mean Wage	Median Wage	Lowest Wage	Highest Wage
ACE HEALTHCARE RESOURCES, LLC, 550 REMSEN AVENUE, BROOKLYN, NY (https://www.google.com/maps/place/550%20REMSSEN%20AVENUE,BROOKLYN,NY)	Graph	1	\$65,749.00	\$65,749.00	\$65,749.00	\$65,749.00
Totals	Graph	1	\$65,749.00	\$65,749.00	\$65,749.00	\$65,749.00

Latitude: 40.653003 Longitude: -74.010814

Employer Name/Worksite Address	Graph	Count	Mean Wage	Median Wage	Lowest Wage	Highest Wage
LED WAVES, 4100 1ST AVENUE, BROOKLYN, NY (https://www.google.com/maps/place/4100%201ST%20AVENUE,BROOKLYN,NY)	Graph	1	\$68,689.00	\$68,689.00	\$68,689.00	\$68,689.00
Totals	Graph	1	\$68,689.00	\$68,689.00	\$68,689.00	\$68,689.00

Latitude: 40.653743 Longitude: -73.628149

Employer Name/Worksite Address	Graph	Count	Mean Wage	Median Wage	Lowest Wage	Highest Wage
TEKTREE SYSTEMS, INC., 215 MERRICK RD., OCEANSIDE, NY (https://www.google.com/maps/place/215%20MERRICK%20RD.,OCEANSIDE,NY)	Graph	1	\$100,000.00	\$100,000.00	\$100,000.00	\$100,000.00
Totals	Graph	1	\$100,000.00	\$100,000.00	\$100,000.00	\$100,000.00

Employer Name/Worksite Address	Graph	Count	Mean Wage	Median Wage	Lowest Wage	Highest Wage
TEKTREE SYSTEMS, INC., 215 MERRICK RD., OCEANSIDE, NY (https://www.google.com/maps/place/215%20MERRICK%20RD.,OCEANSIDE,NY)	Graph	1	\$100,000.00	\$100,000.00	\$100,000.00	\$100,000.00
Totals	Graph	1	\$100,000.00	\$100,000.00	\$100,000.00	\$100,000.00

Latitude: 40.653894 Longitude: -73.88721

Employer Name/Worksite Address	Graph	Count	Mean Wage	Median Wage	Lowest Wage	Highest Wage
THE BROOKDALE HOSPITAL MEDICAL CENTER, 1100 PENNSYLVANIA AVENUE, BROOKLYN, NY (https://www.google.com/maps/place/1100%20PENNSYLVANIA%20AVENUE,BROOKLYN,NY)	Graph	12	\$60,679.00	\$59,530.00	\$59,530.00	\$73,318.00
Totals	Graph	12	\$60,679.00	\$59,530.00	\$59,530.00	\$73,318.00

Latitude: 40.654703 Longitude: -74.012756

Employer Name/Employer Address	Graph	Count	Mean Wage	Median Wage	Lowest Wage	Highest Wage
PERFETTO CONTRACTING COMPANY, 152 41ST STREET, BROOKLYN, NY (https://www.google.com/maps/place/152%2041ST%20STREET,BROOKLYN,NY)	Graph	1	\$190,000.00	\$190,000.00	\$190,000.00	\$190,000.00
Totals	Graph	1	\$190,000.00	\$190,000.00	\$190,000.00	\$190,000.00

Employer Name/Worksite Address	Graph	Count	Mean Wage	Median Wage	Lowest Wage	Highest Wage
PERFETTO CONTRACTING COMPANY, 152 41ST STREET, BROOKLYN, NY (https://www.google.com/maps/place/152%2041ST%20STREET,BROOKLYN,NY)	Graph	1	\$190,000.00	\$190,000.00	\$190,000.00	\$190,000.00
Totals	Graph	1	\$190,000.00	\$190,000.00	\$190,000.00	\$190,000.00

Latitude: 40.654739 Longitude: -74.014554

Employer Name/Employer Address	Graph	Count	Mean Wage	Median Wage	Lowest Wage	Highest Wage
LES TROIS PETITS COCHONS INC., 4223 1ST AVENUE, BROOKLYN, NY (https://www.google.com/maps/place/4223%201ST%20AVENUE,BROOKLYN,NY)	Graph	1	\$48,000.00	\$48,000.00	\$48,000.00	\$48,000.00
Totals	Graph	1	\$48,000.00	\$48,000.00	\$48,000.00	\$48,000.00

Employer Name/Worksite Address	Graph	Count	Mean Wage	Median Wage	Lowest Wage	Highest Wage
LES TROIS PETITS COCHONS INC., 4223 1ST AVENUE, BROOKLYN, NY (https://www.google.com/maps/place/4223%201ST%20AVENUE,BROOKLYN,NY)	Graph	1	\$48,000.00	\$48,000.00	\$48,000.00	\$48,000.00
Totals	Graph	1	\$48,000.00	\$48,000.00	\$48,000.00	\$48,000.00

Latitude: 40.65478 Longitude: -74.01451

Employer Name/Employer Address	Graph	Count	Mean Wage	Median Wage	Lowest Wage	Highest Wage
SAHADI FINE FOODS INC., 4215 1ST AVENUE, BROOKLYN, NY (https://www.google.com/maps/place/4215%201ST%20AVENUE,BROOKLYN,NY)	Graph	2	\$66,144.00	\$65,728.00	\$65,728.00	\$66,560.00
Totals	Graph	2	\$66,144.00	\$65,728.00	\$65,728.00	\$66,560.00

Employer Name/Worksite Address	Graph	Count	Mean Wage	Median Wage	Lowest Wage	Highest Wage
SAHADI FINE FOODS INC., 4215 FIRST AVENUE, BROOKLYN, NY (https://www.google.com/maps/place/4215%20FIRST%20AVENUE,BROOKLYN,NY)	Graph	2	\$66,144.00	\$65,728.00	\$65,728.00	\$66,560.00

Employer Name/Worksite Address	Graph	Count	Mean Wage	Median Wage	Lowest Wage	Highest Wage
Totals	Graph	2	\$66,144.00	\$65,728.00	\$65,728.00	\$66,560.00

Latitude: 40.654918 Longitude: -73.670755

Employer Name/Worksite Address	Graph	Count	Mean Wage	Median Wage	Lowest Wage	Highest Wage
INTERSOFT ASSOCIATES, INC., 381 SUNRISE HIGHWAY, LYNBROOK, NY (https://www.google.com/maps/place/381%20SUNRISE%20HIGHWAY,LYNBROOK,NY)	Graph	1	\$62,400.00	\$62,400.00	\$62,400.00	\$62,400.00
Totals	Graph	1	\$62,400.00	\$62,400.00	\$62,400.00	\$62,400.00

Employer Name/Worksite Address	Graph	Count	Mean Wage	Median Wage	Lowest Wage	Highest Wage
INTERSOFT ASSOCIATES, INC., 381 SUNRISE HIGHWAY, LYNBROOK, NY (https://www.google.com/maps/place/381%20SUNRISE%20HIGHWAY,LYNBROOK,NY)	Graph	1	\$62,400.00	\$62,400.00	\$62,400.00	\$62,400.00
Totals	Graph	1	\$62,400.00	\$62,400.00	\$62,400.00	\$62,400.00

Latitude: 40.655124 Longitude: -73.912051

Employer Name/Worksite Address	Graph	Count	Mean Wage	Median Wage	Lowest Wage	Highest Wage
THE BROOKDALE UNIVERSITY HOSPITAL AND MEDICAL CENTER, ONE BROOKDALE PLAZA, BROOKLYN, NY (https://www.google.com/maps/place/ONE%20BROOKDALE%20PLAZA,BROOKLYN,NY)	Graph	5	\$60,000.00	\$50,000.00	\$50,000.00	\$100,000.00
THE BROOKDALE HOSPITAL MEDICAL CENTER, ONE BROOKDALE PLAZA, BROOKLYN, NY (https://www.google.com/maps/place/ONE%20BROOKDALE%20PLAZA,BROOKLYN,NY)	Graph	98	\$67,978.61	\$59,530.00	\$59,530.00	\$312,000.00
Totals	Graph	103	\$67,591.30	\$59,530.00	\$50,000.00	\$312,000.00

Employer Name/Worksite Address	Graph	Count	Mean Wage	Median Wage	Lowest Wage	Highest Wage
THE BROOKDALE HOSPITAL MEDICAL CENTER, ONE BROOKDALE PLAZA, BROOKLYN, NY (https://www.google.com/maps/place/ONE%20BROOKDALE%20PLAZA,BROOKLYN,NY)	Graph	35	\$76,888.19	\$59,530.00	\$50,000.00	\$312,000.00
Totals	Graph	35	\$76,888.19	\$59,530.00	\$50,000.00	\$312,000.00

Latitude: 40.655665 Longitude: -73.944943

Employer Name/Worksite Address	Graph	Count	Mean Wage	Median Wage	Lowest Wage	Highest Wage
RESEARCH FOUNDATION OF SUNY DOWNSTATE MEDICAL CENTER, 450 CLARKSON AVENUE, BROOKLYN, NY (https://www.google.com/maps/place/450%20CLARKSON%20AVENUE,BROOKLYN,NY)	Graph	1	\$55,500.00	\$55,500.00	\$55,500.00	\$55,500.00
UNIVERSITY PHYSICIANS OF BROOKLYN, INC., 450 CLARKSON AVENUE, BROOKLYN, NY (https://www.google.com/maps/place/450%20CLARKSON%20AVENUE,BROOKLYN,NY)	Graph	1	\$30,763.20	\$30,763.20	\$30,763.20	\$30,763.20
STATE UNIVERSITY OF NEW YORK DOWNSTATE MEDICAL CENTER, 450 CLARKSON AVENUE, BROOKLYN, NY (https://www.google.com/maps/place/450%20CLARKSON%20AVENUE,BROOKLYN,NY)	Graph	24	\$70,010.33	\$68,811.00	\$51,473.00	\$111,049.00
Totals	Graph	26	\$67,942.74	\$68,811.00	\$30,763.20	\$111,049.00

Employer Name/Worksite Address	Graph	Count	Mean Wage	Median Wage	Lowest Wage	Highest Wage
STATE UNIVERSITY OF NEW YORK DOWNSTATE MEDICAL CENTER, 450 CLARKSON AVE., BROOKLYN, NY (https://www.google.com/maps/place/450%20CLARKSON%20AVE.,BROOKLYN,NY)	Graph	4	\$68,259.00	\$68,811.00	\$65,414.00	\$70,000.00
RESEARCH FOUNDATION OF SUNY DOWNSTATE MEDICAL CENTER, 450 CLARKSON AVENUE, BROOKLYN, NY (https://www.google.com/maps/place/450%20CLARKSON%20AVENUE,BROOKLYN,NY)	Graph	37	\$62,992.84	\$59,530.00	\$30,763.20	\$111,049.00

Employer Name/Worksite Address	Graph	Count	Mean Wage	Median Wage	Lowest Wage	Highest Wage
Totals	Graph	41	\$63,506.61	\$59,530.00	\$30,763.20	\$111,049.00

Latitude: 40.655719 Longitude: -73.944058

Employer Name/Worksite Address	Graph	Count	Mean Wage	Median Wage	Lowest Wage	Highest Wage
STATE UNIVERSITY OF NEW YORK DOWNSTATE MEDICAL CENTER, 470 CLARKSON AVE., BROOKLYN, NY (https://www.google.com/maps/place/470%20CLARKSON%20AVE.,BROOKLYN,NY)	Graph	1	\$68,811.00	\$68,811.00	\$68,811.00	\$68,811.00
Totals	Graph	1	\$68,811.00	\$68,811.00	\$68,811.00	\$68,811.00

Latitude: 40.65578 Longitude: -73.945222

Employer Name/Employer Address	Graph	Count	Mean Wage	Median Wage	Lowest Wage	Highest Wage
HEALTH & HOSPITALS CORP., KINGS COUNTY HOSPITAL CENTER, 451 CLARKSON AVENUE, BROOKLYN, NY (https://www.google.com/maps/place/451%20CLARKSON%20AVENUE,BROOKLYN,NY)	Graph	2	\$190,790.50	\$178,755.00	\$178,755.00	\$202,826.00
NYC-HHC, KINGS COUNTY HOSPITAL CENTER, 451 CLARKSON AVENUE, BROOKLYN, NY (https://www.google.com/maps/place/451%20CLARKSON%20AVENUE,BROOKLYN,NY)	Graph	3	\$193,792.67	\$191,556.00	\$190,035.00	\$199,787.00
Totals	Graph	5	\$192,591.80	\$191,556.00	\$178,755.00	\$202,826.00

Employer Name/Worksite Address	Graph	Count	Mean Wage	Median Wage	Lowest Wage	Highest Wage
HEALTH & HOSPITALS CORP., KINGS COUNTY HOSPITAL CENTER, 451 CLARKSON AVENUE, BROOKLYN, NY (https://www.google.com/maps/place/451%20CLARKSON%20AVENUE,BROOKLYN,NY)	Graph	6	\$171,369.67	\$190,035.00	\$65,259.00	\$202,826.00
Totals	Graph	6	\$171,369.67	\$190,035.00	\$65,259.00	\$202,826.00

Latitude: 40.655893 Longitude: -74.008453

Employer Name/Employer Address	Graph	Count	Mean Wage	Median Wage	Lowest Wage	Highest Wage
BIZDESIGNS LLC, 241 37TH STREET, BROOKLYN, NY (https://www.google.com/maps/place/241%2037TH%20STREET,BROOKLYN,NY)	Graph	1	\$50,000.00	\$50,000.00	\$50,000.00	\$50,000.00
BIZDESIGNS LLC, 241 37TH STREET, SUITE 440, BROOKLYN, NY (https://www.google.com/maps/place/241%2037TH%20STREET,%20SUITE%20440,BROOKLYN,NY)	Graph	1	\$41,600.00	\$41,600.00	\$41,600.00	\$41,600.00
Totals	Graph	2	\$45,800.00	\$41,600.00	\$41,600.00	\$50,000.00

Employer Name/Worksite Address	Graph	Count	Mean Wage	Median Wage	Lowest Wage	Highest Wage
BIZDESIGNS LLC, 241 37TH STREET, SUITE 440, BROOKLYN, NY (https://www.google.com/maps/place/241%2037TH%20STREET,%20SUITE%20440,BROOKLYN,NY)	Graph	1	\$41,600.00	\$41,600.00	\$41,600.00	\$41,600.00
TIME INC., 241 37TH STREET, BROOKLYN, NY (https://www.google.com/maps/place/241%2037TH%20STREET,BROOKLYN,NY)	Graph	4	\$80,000.00	\$50,000.00	\$50,000.00	\$140,000.00
Totals	Graph	5	\$72,320.00	\$50,000.00	\$41,600.00	\$140,000.00

Latitude: 40.655899 Longitude: -73.645527

Employer Name/Employer Address	Graph	Count	Mean Wage	Median Wage	Lowest Wage	Highest Wage
DRAG-TEK LLC, 10 S PARK AVE, ROCKVILLE CENTER, NY (https://www.google.com/maps/place/10%20S%20PARK%20AVE,ROCKVILLE%20CENTER,NY)	Graph	1	\$89,502.40	\$89,502.40	\$89,502.40	\$89,502.40

Employer Name/Employer Address	Graph	Count	Mean Wage	Median Wage	Lowest Wage	Highest Wage
DRAG-TEK LLC, 10 S PARK AVE., , ROCKVILLE CENTER, NY (https://www.google.com/maps/place/10%20S%20PARK%20AVE.,,%20ROCKVILLE%20CENTER,NY)	Graph	5	\$75,957.44	\$72,592.00	\$72,550.40	\$89,502.40
Totals	Graph	6	\$78,214.93	\$72,592.00	\$72,550.40	\$89,502.40

Employer Name/Worksite Address	Graph	Count	Mean Wage	Median Wage	Lowest Wage	Highest Wage
DRAG-TEK LLC, 10 S PARK AVE., , ROCKVILLE CENTER, NY (https://www.google.com/maps/place/10%20S%20PARK%20AVE.,,ROCKVILLE%20CENTER,NY)	Graph	6	\$78,214.93	\$72,592.00	\$72,550.40	\$89,502.40
Totals	Graph	6	\$78,214.93	\$72,592.00	\$72,550.40	\$89,502.40

Latitude: 40.655991 Longitude: -74.00708

Employer Name/Employer Address	Graph	Count	Mean Wage	Median Wage	Lowest Wage	Highest Wage
AEROCINE VENTURES INC., 253 36TH STREET, SUITE 316B, BROOKLYN, NY (https://www.google.com/maps/place/253%2036TH%20STREET,%20SUITE%20316B,BROOKLYN,NY)	Graph	1	\$92,400.00	\$92,400.00	\$92,400.00	\$92,400.00
AUDIOVISUAL PRESERVATION SOLUTIONS INC., 253 36TH STREET, BROOKLYN, NY (https://www.google.com/maps/place/253%2036TH%20STREET,BROOKLYN,NY)	Graph	1	\$110,000.00	\$110,000.00	\$110,000.00	\$110,000.00
EVERGREENE ARCHITECTURAL ARTS, INC., 253 36TH STREET, BROOKLYN, NY (https://www.google.com/maps/place/253%2036TH%20STREET,BROOKLYN,NY)	Graph	1	\$52,000.00	\$52,000.00	\$52,000.00	\$52,000.00
Totals	Graph	3	\$84,800.00	\$92,400.00	\$52,000.00	\$110,000.00

Employer Name/Worksite Address	Graph	Count	Mean Wage	Median Wage	Lowest Wage	Highest Wage
AEROCINE VENTURES INC., 253 36TH STREET, SUITE 316B, BROOKLYN, NY (https://www.google.com/maps/place/253%2036TH%20STREET,%20SUITE%20316B,BROOKLYN,NY)	Graph	1	\$92,400.00	\$92,400.00	\$92,400.00	\$92,400.00
AUDIOVISUAL PRESERVATION SOLUTIONS INC., 253 36TH STREET, BROOKLYN, NY (https://www.google.com/maps/place/253%2036TH%20STREET,BROOKLYN,NY)	Graph	2	\$81,000.00	\$52,000.00	\$52,000.00	\$110,000.00
Totals	Graph	3	\$84,800.00	\$92,400.00	\$52,000.00	\$110,000.00

Latitude: 40.656127 Longitude: -73.950211

Employer Name/Employer Address	Graph	Count	Mean Wage	Median Wage	Lowest Wage	Highest Wage
VAISHNAVI PHARMACY INC., 1379-83 NOSTRAND AVENUE, BROOKLYN, NY (https://www.google.com/maps/place/1379-83%20NOSTRAND%20AVENUE,BROOKLYN,NY)	Graph	1	\$59,000.00	\$59,000.00	\$59,000.00	\$59,000.00
Totals	Graph	1	\$59,000.00	\$59,000.00	\$59,000.00	\$59,000.00

Employer Name/Worksite Address	Graph	Count	Mean Wage	Median Wage	Lowest Wage	Highest Wage
VAISHNAVI PHARMACY INC., 1379-83 NOSTRAND AVENUE, BROOKLYN, NY (https://www.google.com/maps/place/1379-83%20NOSTRAND%20AVENUE,BROOKLYN,NY)	Graph	1	\$59,000.00	\$59,000.00	\$59,000.00	\$59,000.00
Totals	Graph	1	\$59,000.00	\$59,000.00	\$59,000.00	\$59,000.00

Latitude: 40.656169 Longitude: -74.007622

Employer Name/Employer Address	Graph	Count	Mean Wage	Median Wage	Lowest Wage	Highest Wage
MATERIAL WRLD, INC., 254 36TH ST., SUITE 6C, BROOKLYN, NY (https://www.google.com/maps/place/254%2036TH%20ST.,%20SUITE%206C,BROOKLYN,NY)	Graph	2	\$50,232.00	\$47,403.00	\$47,403.00	\$53,061.00
Totals	Graph	2	\$50,232.00	\$47,403.00	\$47,403.00	\$53,061.00

Employer Name/Worksite Address	Graph	Count	Mean Wage	Median Wage	Lowest Wage	Highest Wage
AMP ARCHITECTURE, PLLC, 254 36TH STREET, BROOKLYN, NY (https://www.google.com/maps/place/254%2036TH%20STREET,BROOKLYN,NY)	Graph	2	\$46,000.00	\$46,000.00	\$46,000.00	\$46,000.00
MATERIAL WRLD, INC., 254 36TH ST., SUITE 6C, BROOKLYN, NY (https://www.google.com/maps/place/254%2036TH%20ST.,%20SUITE%206C,BROOKLYN,NY)	Graph	2	\$50,232.00	\$47,403.00	\$47,403.00	\$53,061.00
Totals	Graph	4	\$48,116.00	\$46,000.00	\$46,000.00	\$53,061.00

Latitude: 40.656236 Longitude: -73.951608

Employer Name/Employer Address	Graph	Count	Mean Wage	Median Wage	Lowest Wage	Highest Wage
EXPLORE CHARTER SCHOOL, 655 PARKSIDE AVE, BROOKLYN, NY (https://www.google.com/maps/place/655%20PARKSIDE%20AVE,BROOKLYN,NY)	Graph	1	\$65,000.00	\$65,000.00	\$65,000.00	\$65,000.00
Totals	Graph	1	\$65,000.00	\$65,000.00	\$65,000.00	\$65,000.00

Employer Name/Worksite Address	Graph	Count	Mean Wage	Median Wage	Lowest Wage	Highest Wage
EXPLORE CHARTER SCHOOL, 655 PARKSIDE AVE, BROOKLYN, NY (https://www.google.com/maps/place/655%20PARKSIDE%20AVE,BROOKLYN,NY)	Graph	1	\$65,000.00	\$65,000.00	\$65,000.00	\$65,000.00
Totals	Graph	1	\$65,000.00	\$65,000.00	\$65,000.00	\$65,000.00

Latitude: 40.656302 Longitude: -73.948383

Employer Name/Employer Address	Graph	Count	Mean Wage	Median Wage	Lowest Wage	Highest Wage
APPLIED BIOLOGICAL LABORATORIES INC., 760 PARKSIDE AVENUE, BROOKLYN, NY (https://www.google.com/maps/place/760%20PARKSIDE%20AVENUE,BROOKLYN,NY)	Graph	1	\$74,000.00	\$74,000.00	\$74,000.00	\$74,000.00
HISTOWIZ, INC., 760 PARKSIDE AVENUE, BROOKLYN, NY (https://www.google.com/maps/place/760%20PARKSIDE%20AVENUE,BROOKLYN,NY)	Graph	1	\$50,000.00	\$50,000.00	\$50,000.00	\$50,000.00
Totals	Graph	2	\$62,000.00	\$50,000.00	\$50,000.00	\$74,000.00

Employer Name/Worksite Address	Graph	Count	Mean Wage	Median Wage	Lowest Wage	Highest Wage
HISTOWIZ, INC., 760 PARKSIDE AVENUE, BROOKLYN, NY (https://www.google.com/maps/place/760%20PARKSIDE%20AVENUE,BROOKLYN,NY)	Graph	2	\$62,000.00	\$50,000.00	\$50,000.00	\$74,000.00
Totals	Graph	2	\$62,000.00	\$50,000.00	\$50,000.00	\$74,000.00

Latitude: 40.656308 Longitude: -74.005797

Employer Name/Employer Address	Graph	Count	Mean Wage	Median Wage	Lowest Wage
DAVID STARK, INC., 219 36TH STREET, 3A, BROOKLYN, NY (https://www.google.com/maps/place/219%2036TH%20STREET,%203A,BROOKLYN,NY)	Graph	1	\$51,150.00	\$51,150.00	\$51,150.00
MC DONALD AVE PAPER & PLASTIC DISTRIBUTORS INC, BLDG 58 50TH STREET, 1ST AVE, BROOKLYN, NY (https://www.google.com/maps/place/BLDG%2058%2050TH%20STREET,%201ST%20AVE,BROOKLYN,NY)	Graph	1	\$110,000.00	\$110,000.00	\$110,000.00
SUNSET PARK HEALTH COUNCIL, INC., 150 55TH ST., BROOKLYN, NY (https://www.google.com/maps/place/150%2055TH%20ST.,BROOKLYN,NY)	Graph	1	\$80,000.00	\$80,000.00	\$80,000.00
FISHER KLINGENSTEIN VENTURES LLC, 34 35TH STREET, 4TH FLOOR, UNIT 27, BROOKLYN, NY (https://www.google.com/maps/place/34%2035TH%20STREET,%204TH%20FLOOR,%20UNIT%2027,BROOKLYN,NY)	Graph	3	\$64,066.67	\$62,000.00	\$62,000.00
Totals	Graph	6	\$72,225.00	\$62,000.00	\$51,150.00

Employer Name/Worksite Address	Graph	Count	Mean Wage	Median Wage	Lowest Wage
--------------------------------	-------	-------	-----------	-------------	-------------

Employer Name/Worksite Address	Graph	Count	Mean Wage	Median Wage	Lowest Wage
BEN'S GARDEN HUNTINGTON INCORPORATED, 32 33RD ST, BROOKLYN, NY (https://www.google.com/maps/place/32%2033RD%20ST,BROOKLYN,NY)	Graph	1	\$56,000.00	\$56,000.00	\$56,000.00
BOLIDO BRANDS LLC, 195 MONTAGUE ST, BROOKLYN, NY (https://www.google.com/maps/place/195%20MONTAGUE%20ST,BROOKLYN,NY)	Graph	1	\$58,198.00	\$58,198.00	\$58,198.00
DAVID STARK, INC., 219 36TH STREET, 3A, BROOKLYN, NY (https://www.google.com/maps/place/219%2036TH%20STREET,%203A,BROOKLYN,NY)	Graph	1	\$51,150.00	\$51,150.00	\$51,150.00
FACTIONED, INC., 67 35TH STREET, BROOKLYN, NY (https://www.google.com/maps/place/67%2035TH%20STREET,BROOKLYN,NY)	Graph	1	\$60,000.00	\$60,000.00	\$60,000.00
L&R DISTRIBUTORS, INC., 88 35TH STREET, BROOKLYN, NY (https://www.google.com/maps/place/88%2035TH%20STREET,BROOKLYN,NY)	Graph	1	\$95,680.00	\$95,680.00	\$95,680.00
MC DONALD AVE PAPER & PLASTIC DISTRIBUTORS INC, BLDG 58, 50TH STREET, BROOKLYN, NY (https://www.google.com/maps/place/BLDG%2058,%2050TH%20STREET,BROOKLYN,NY)	Graph	1	\$110,000.00	\$110,000.00	\$110,000.00
PANTOMIMA THEATRICAL EXPERIENCES FOR KIDS LLC, 462 36TH ST., BROOKLYN, NY (https://www.google.com/maps/place/462%2036TH%20ST.,BROOKLYN,NY)	Graph	1	\$45,760.00	\$45,760.00	\$45,760.00
SUNSET PARK HEALTH COUNCIL, INC., 150 55TH ST, BROOKLYN, NY (https://www.google.com/maps/place/150%2055TH%20ST,BROOKLYN,NY)	Graph	1	\$80,000.00	\$80,000.00	\$80,000.00
SCO FAMILY OF SERVICES, CENTER FOR FAMILY LIFE, BROOKLYN, NY (https://www.google.com/maps/place/CENTER%20FOR%20FAMILY%20LIFE,BROOKLYN,NY)	Graph	2	\$39,999.99	\$39,999.99	\$39,999.99
FISHER KLINGENSTEIN VENTURES LLC, 34 35TH STREET, 4TH FLOOR, UNIT 27, BROOKLYN, NY (https://www.google.com/maps/place/34%2035TH%20STREET,%204TH%20FLOOR,%20UNIT%2027,BROOKLYN,NY)	Graph	3	\$64,066.67	\$62,000.00	\$62,000.00
Totals	Graph	13	\$63,768.31	\$60,000.00	\$39,999.99

Latitude: 40.656342 Longitude: -73.764846

Employer Name/Employer Address	Graph	Count	Mean Wage	Median Wage	Lowest Wage	Highest Wage
POWERTRANS FREIGHT SYSTEMS, INC., 182-30 150TH ROAD, SUITE 205, JAMAICA, NY (https://www.google.com/maps/place/182-30%20150TH%20ROAD,%20SUITE%20205,JAMAICA,NY)	Graph	1	\$110,240.00	\$110,240.00	\$110,240.00	\$110,240.00
Totals	Graph	1	\$110,240.00	\$110,240.00	\$110,240.00	\$110,240.00

Employer Name/Worksite Address	Graph	Count	Mean Wage	Median Wage	Lowest Wage	Highest Wage
POWERTRANS FREIGHT SYSTEMS, INC., 182-30 150TH ROAD, SUITE 205, JAMAICA, NY (https://www.google.com/maps/place/182-30%20150TH%20ROAD,%20SUITE%20205,JAMAICA,NY)	Graph	1	\$110,240.00	\$110,240.00	\$110,240.00	\$110,240.00
Totals	Graph	1	\$110,240.00	\$110,240.00	\$110,240.00	\$110,240.00

Latitude: 40.656476 Longitude: -73.609325

Employer Name/Employer Address	Graph	Count	Mean Wage	Median Wage	Lowest Wage	Highest Wage
TECHGROUP AMERICA INC, 2300 GRAND AVENUE, SUITE # 206, BALDWIN, NY (https://www.google.com/maps/place/2300%20GRAND%20AVENUE,%20SUITE%20#%20206,BALDWIN,NY)	Graph	20	\$75,851.35	\$75,000.00	\$71,000.00	\$96,000.00
Totals	Graph	20	\$75,851.35	\$75,000.00	\$71,000.00	\$96,000.00

Employer Name/Worksite Address	Graph	Count	Mean Wage	Median Wage	Lowest Wage	Highest Wage
TECHGROUP AMERICA INC, 2300 GRAND AVENUE, SUITE # 206, BALDWIN, NY (https://www.google.com/maps/place/2300%20GRAND%20AVENUE,%20SUITE%20#%20206,BALDWIN,NY)	Graph	2	\$72,513.50	\$71,000.00	\$71,000.00	\$74,027.00
TECHGROUP AMERICA INC, 2300 GRAND AVENUE SUITE # 206, BALDWIN, NY (https://www.google.com/maps/place/2300%20GRAND%20AVENUE%20SUITE%20#%20206,BALDWIN,NY)	Graph	17	\$76,235.29	\$75,000.00	\$75,000.00	\$96,000.00
Totals	Graph	19	\$75,843.53	\$75,000.00	\$71,000.00	\$96,000.00

Latitude: 40.656633 Longitude: -74.008379

Employer Name/Worksite Address	Graph	Count	Mean Wage	Median Wage	Lowest Wage	Highest Wage
AI NTH INC, 220 36TH STREET, SUITE B-542, BROOKLYN, NY (https://www.google.com/maps/place/220%2036TH%20STREET,%20SUITE%20B-542,BROOKLYN,NY)	Graph	1	\$59,987.20	\$59,987.20	\$59,987.20	\$59,987.20
Totals	Graph	1	\$59,987.20	\$59,987.20	\$59,987.20	\$59,987.20

Latitude: 40.656873 Longitude: -73.700296

Employer Name/Employer Address	Graph	Count	Mean Wage	Median Wage	Lowest Wage	Highest Wage
BJ INTERNATIONAL INC., 10 FIFTH STREET, VALLEY STREAM, NY (https://www.google.com/maps/place/10%20FIFTH%20STREET,VALLEY%20STREAM,NY)	Graph	1	\$53,706.00	\$53,706.00	\$53,706.00	\$53,706.00
Totals	Graph	1	\$53,706.00	\$53,706.00	\$53,706.00	\$53,706.00

Employer Name/Worksite Address	Graph	Count	Mean Wage	Median Wage	Lowest Wage	Highest Wage
BJ INTERNATIONAL INC., 10 FIFTH STREET, VALLEY STREAM, NY (https://www.google.com/maps/place/10%20FIFTH%20STREET,VALLEY%20STREAM,NY)	Graph	1	\$53,706.00	\$53,706.00	\$53,706.00	\$53,706.00
Totals	Graph	1	\$53,706.00	\$53,706.00	\$53,706.00	\$53,706.00

Latitude: 40.656892 Longitude: -74.007355

Employer Name/Worksite Address	Graph	Count	Mean Wage	Median Wage	Lowest Wage	Highest Wage
EYEBEAM, 34 35TH STREET, BROOKLYN, NY (https://www.google.com/maps/place/34%20%2035TH%20STREET,BROOKLYN,NY)	Graph	2	\$50,000.00	\$50,000.00	\$50,000.00	\$50,000.00
Totals	Graph	2	\$50,000.00	\$50,000.00	\$50,000.00	\$50,000.00

Latitude: 40.656904 Longitude: -73.980203

Employer Name/Employer Address	Graph	Count	Mean Wage	Median Wage	Lowest Wage	Highest Wage
DESALES MEDIA GROUP, INC., 1712 10TH AVENUE, BROOKLYN, NY (https://www.google.com/maps/place/1712%2010TH%20AVENUE,BROOKLYN,NY)	Graph	2	\$54,000.00	\$42,000.00	\$42,000.00	\$66,000.00
Totals	Graph	2	\$54,000.00	\$42,000.00	\$42,000.00	\$66,000.00

Employer Name/Worksite Address	Graph	Count	Mean Wage	Median Wage	Lowest Wage	Highest Wage
DESALES MEDIA GROUP, INC., 1712 10TH AVENUE, BROOKLYN, NY (https://www.google.com/maps/place/1712%2010TH%20AVENUE,BROOKLYN,NY)	Graph	2	\$54,000.00	\$42,000.00	\$42,000.00	\$66,000.00
Totals	Graph	2	\$54,000.00	\$42,000.00	\$42,000.00	\$66,000.00

Latitude: 40.657136 Longitude: -74.013715

Employer Name/Worksite Address	Graph	Count	Mean Wage	Median Wage	Lowest Wage	Highest Wage
ELC MANAGEMENT LLC, 80 39TH STREET, BROOKLYN, NY (https://www.google.com/maps/place/80%2039TH%20STREET,BROOKLYN,NY)	Graph	1	\$53,000.00	\$53,000.00	\$53,000.00	\$53,000.00
Totals	Graph	1	\$53,000.00	\$53,000.00	\$53,000.00	\$53,000.00

Latitude: 40.657151 Longitude: -73.670523

Employer Name/Employer Address	Graph	Count	Mean Wage	Median Wage	Lowest Wage	Highest Wage
--------------------------------	-------	-------	-----------	-------------	-------------	--------------

Employer Name/Employer Address	Graph	Count	Mean Wage	Median Wage	Lowest Wage	Highest Wage
ALINX SOFT, INC., 300 MERRICK RD, STE 209, LYNBROOK, NY (https://www.google.com/maps/place/300%20MERRICK%20RD,%20STE%20209,LYNBROOK,NY)	Graph	2	\$70,000.00	\$70,000.00	\$70,000.00	\$70,000.00
Totals	Graph	2	\$70,000.00	\$70,000.00	\$70,000.00	\$70,000.00

Employer Name/Worksite Address	Graph	Count	Mean Wage	Median Wage	Lowest Wage	Highest Wage
ALINX SOFT, INC., 300 MERRICK RD, STE 209, LYNBROOK, NY (https://www.google.com/maps/place/300%20MERRICK%20RD,%20STE%20209,LYNBROOK,NY)	Graph	2	\$70,000.00	\$70,000.00	\$70,000.00	\$70,000.00
Totals	Graph	2	\$70,000.00	\$70,000.00	\$70,000.00	\$70,000.00

Latitude: 40.657161 Longitude: -74.007737

Employer Name/Employer Address	Graph	Count	Mean Wage	Median Wage	Lowest Wage	Highest Wage
BROOKLYN BATTERY WORKS LLC, 34 35TH STREET, BROOKLYN, NY (https://www.google.com/maps/place/34%2035TH%20STREET,BROOKLYN,NY)	Graph	1	\$40,227.20	\$40,227.20	\$40,227.20	\$40,227.20
EYEBEAM, 34 35TH STREET, BROOKLYN, NY (https://www.google.com/maps/place/34%20%2035TH%20STREET,BROOKLYN,NY)	Graph	2	\$50,000.00	\$50,000.00	\$50,000.00	\$50,000.00
Totals	Graph	3	\$46,742.40	\$50,000.00	\$40,227.20	\$50,000.00

Employer Name/Worksite Address	Graph	Count	Mean Wage	Median Wage	Lowest Wage	Highest Wage
BROOKLYN BATTERY WORKS LLC, 34 35TH STREET, BROOKLYN, NY (https://www.google.com/maps/place/34%2035TH%20STREET,BROOKLYN,NY)	Graph	1	\$40,227.20	\$40,227.20	\$40,227.20	\$40,227.20
Totals	Graph	1	\$40,227.20	\$40,227.20	\$40,227.20	\$40,227.20

Latitude: 40.657253 Longitude: -73.673718

Employer Name/Worksite Address	Graph	Count	Mean Wage	Median Wage	Lowest Wage	Highest Wage
FREIGHTMEN INTERNATIONAL SHIPPING CO., LTD., 51 SUNRISE HIGHWAY, , NY 11563, LYNBROOK, NY (https://www.google.com/maps/place/51%20SUNRISE%20HIGHWAY,%20,%20NY%2011563,LYNBROOK,NY)	Graph	2	\$37,460.80	\$37,460.80	\$37,460.80	\$37,460.80
Totals	Graph	2	\$37,460.80	\$37,460.80	\$37,460.80	\$37,460.80

Latitude: 40.657274 Longitude: -73.765681

Employer Name/Employer Address	Graph	Count	Mean Wage	Median Wage	Lowest Wage	Highest Wage
ARAMEX NEW YORK LTD., 182-21 150TH AVE., SPRINGFIELD GARDENS, NY (https://www.google.com/maps/place/182-21%20150TH%20AVE.,SPRINGFIELD%20GARDENS,NY)	Graph	1	\$60,000.00	\$60,000.00	\$60,000.00	\$60,000.00
Totals	Graph	1	\$60,000.00	\$60,000.00	\$60,000.00	\$60,000.00

Employer Name/Worksite Address	Graph	Count	Mean Wage	Median Wage	Lowest Wage	Highest Wage
ARAMEX NEW YORK LTD., 182-21 150TH AVE., SPRINGFIELD GARDENS, NY (https://www.google.com/maps/place/182-21%20150TH%20AVE.,SPRINGFIELD%20GARDENS,NY)	Graph	1	\$60,000.00	\$60,000.00	\$60,000.00	\$60,000.00
Totals	Graph	1	\$60,000.00	\$60,000.00	\$60,000.00	\$60,000.00

Latitude: 40.657278 Longitude: -73.670557

Employer Name/Employer Address	Graph	Count	Mean Wage	Median Wage	Lowest Wage	Highest Wage
--------------------------------	-------	-------	-----------	-------------	-------------	--------------

Employer Name/Employer Address	Graph	Count	Mean Wage	Median Wage	Lowest Wage	Highest Wage
ZION CONTRACTING, LLC, 303 MERRICK RD, LYNBROOK, NY (https://www.google.com/maps/place/303%20MERRICK%20RD,LYNBROOK,NY)	Graph	1	\$76,960.00	\$76,960.00	\$76,960.00	\$76,960.00
Totals	Graph	1	\$76,960.00	\$76,960.00	\$76,960.00	\$76,960.00

Employer Name/Worksite Address	Graph	Count	Mean Wage	Median Wage	Lowest Wage	Highest Wage
ZION CONTRACTING, LLC, 303 MERRICK RD, LYNBROOK, NY (https://www.google.com/maps/place/303%20MERRICK%20RD,LYNBROOK,NY)	Graph	1	\$76,960.00	\$76,960.00	\$76,960.00	\$76,960.00
Totals	Graph	1	\$76,960.00	\$76,960.00	\$76,960.00	\$76,960.00

Latitude: 40.65728 Longitude: -73.765624

Employer Name/Employer Address	Graph	Count	Mean Wage	Median Wage	Lowest Wage	Highest Wage
EXPRESS CUSTOMHOUSE BROKER INC., 182-25 150TH AVENUE 2ND FLOOR, SPRINGFIELD GARDENS, NY (https://www.google.com/maps/place/182-25%20150TH%20AVENUE%202ND%20FLOOR,SPRINGFIELD%20GARDENS,NY)	Graph	1	\$55,744.00	\$55,744.00	\$55,744.00	\$55,744.00
EXPRESS CUSTOMHOUSE BROKER INC, 182-25 150TH AVE, SPRINGFIELD GARDENS, NY (https://www.google.com/maps/place/182-25%20150TH%20AVE,SPRINGFIELD%20GARDENS,NY)	Graph	2	\$53,040.00	\$53,040.00	\$53,040.00	\$53,040.00
Totals	Graph	3	\$53,941.33	\$53,040.00	\$53,040.00	\$55,744.00

Employer Name/Worksite Address	Graph	Count	Mean Wage	Median Wage	Lowest Wage	Highest Wage
EXPRESS CUSTOMHOUSE BROKER INC., 182-25 150TH AVENUE 2ND FLOOR, SPRINGFIELD GARDENS, NY (https://www.google.com/maps/place/182-25%20150TH%20AVENUE%202ND%20FLOOR,SPRINGFIELD%20GARDENS,NY)	Graph	1	\$55,744.00	\$55,744.00	\$55,744.00	\$55,744.00
EXPRESS CUSTOMHOUSE BROKER INC, 182-25 150TH AVE, SPRINGFIELD GARDENS, NY (https://www.google.com/maps/place/182-25%20150TH%20AVE,SPRINGFIELD%20GARDENS,NY)	Graph	2	\$53,040.00	\$53,040.00	\$53,040.00	\$53,040.00
Totals	Graph	3	\$53,941.33	\$53,040.00	\$53,040.00	\$55,744.00

Latitude: 40.657297 Longitude: -73.635062

Employer Name/Employer Address	Graph	Count	Mean Wage	Median Wage	Lowest Wage	Highest Wage
DH ENTERPRISE & ASSOCIATES, INC, 486 SUNRISE HWY, ROCKVILLE CENTRE, NY (https://www.google.com/maps/place/486%20SUNRISE%20HWY,ROCKVILLE%20CENTRE,NY)	Graph	1	\$96,100.00	\$96,100.00	\$96,100.00	\$96,100.00
Totals	Graph	1	\$96,100.00	\$96,100.00	\$96,100.00	\$96,100.00

Employer Name/Worksite Address	Graph	Count	Mean Wage	Median Wage	Lowest Wage	Highest Wage
DH ENTERPRISE & ASSOCIATES, INC, 486 SUNRISE HWY, ROCKVILLE CENTRE, NY (https://www.google.com/maps/place/486%20SUNRISE%20HWY,ROCKVILLE%20CENTRE,NY)	Graph	1	\$96,100.00	\$96,100.00	\$96,100.00	\$96,100.00
Totals	Graph	1	\$96,100.00	\$96,100.00	\$96,100.00	\$96,100.00

Latitude: 40.657487 Longitude: -73.547444

Employer Name/Worksite Address	Graph	Count	Mean Wage	Median Wage	Lowest Wage	Highest Wage
GRANDISON MANAGEMENT, INC., 2071 MERRICK ROAD, MERRICK, NY (https://www.google.com/maps/place/2071%20MERRICK%20ROAD,MERRICK,NY)	Graph	10	\$62,504.00	\$62,504.00	\$62,504.00	\$62,504.00
Totals	Graph	10	\$62,504.00	\$62,504.00	\$62,504.00	\$62,504.00

Latitude: 40.657552 Longitude: -74.00478

Employer Name/Worksite Address	Graph	Count	Mean Wage	Median Wage	Lowest Wage	Highest Wage
ADAM PENDLETON, 55 33RD STREET, BROOKLYN, NY (https://www.google.com/maps/place/55%2033RD%20STREET,BROOKLYN,NY)	Graph	1	\$74,880.00	\$74,880.00	\$74,880.00	\$74,880.00
Totals	Graph	1	\$74,880.00	\$74,880.00	\$74,880.00	\$74,880.00

Latitude: 40.657701 Longitude: -73.583434

Employer Name/Worksite Address	Graph	Count	Mean Wage	Median Wage	Lowest Wage	Highest Wage
ARCHENTS, INC., 5 BROADWAY, FREEPORT, NY (https://www.google.com/maps/place/5%20BROADWAY,FREEPORT,NY)	Graph	1	\$78,062.00	\$78,062.00	\$78,062.00	\$78,062.00
Totals	Graph	1	\$78,062.00	\$78,062.00	\$78,062.00	\$78,062.00

Latitude: 40.657929 Longitude: -73.810703

Employer Name/Worksite Address	Graph	Count	Mean Wage	Median Wage	Lowest Wage	Highest Wage
FLYING FOOD GROUP LLC, JFK INTERNATIONAL AIRPORT, JAMAICA, NY (https://www.google.com/maps/place/JFK%20INTERNATIONAL%20AIRPORT,JAMAICA,NY)	Graph	1	\$53,310.00	\$53,310.00	\$53,310.00	\$53,310.00
SIA ENGINEERING (USA), INC., E HANGER ROAD, JAMAICA, NY (https://www.google.com/maps/place/E%20HANGER%20ROAD,JAMAICA,NY)	Graph	1	\$101,442.00	\$101,442.00	\$101,442.00	\$101,442.00
DESIGNA ACCESS CORPORATION, FEDERAL CIRCLE, JAMAICA, NY (https://www.google.com/maps/place/FEDERAL%20CIRCLE,JAMAICA,NY)	Graph	2	\$160,000.00	\$120,000.00	\$120,000.00	\$200,000.00
Totals	Graph	4	\$118,688.00	\$101,442.00	\$53,310.00	\$200,000.00

Latitude: 40.657954 Longitude: -74.003627

Employer Name/Employer Address	Graph	Count	Mean Wage	Median Wage	Lowest Wage	Highest Wage
LITIFY LLC, 850 THIRD AVENUE, BROOKLYN, NY (https://www.google.com/maps/place/850%20THIRD%20AVENUE,BROOKLYN,NY)	Graph	1	\$200,000.00	\$200,000.00	\$200,000.00	\$200,000.00
MORGAN AND MORGAN P.A., 850 3RD AVENUE, BROOKLYN, NY (https://www.google.com/maps/place/850%203RD%20AVENUE,BROOKLYN,NY)	Graph	1	\$147,243.00	\$147,243.00	\$147,243.00	\$147,243.00
Totals	Graph	2	\$173,621.50	\$147,243.00	\$147,243.00	\$200,000.00

Employer Name/Worksite Address	Graph	Count	Mean Wage	Median Wage	Lowest Wage	Highest Wage
MORGAN AND MORGAN P.A., 850 3RD AVENUE, BROOKLYN, NY (https://www.google.com/maps/place/850%203RD%20AVENUE,BROOKLYN,NY)	Graph	1	\$147,243.00	\$147,243.00	\$147,243.00	\$147,243.00
LITIFY LLC, 850 THIRD AVENUE, BROOKLYN, NY (https://www.google.com/maps/place/850%20THIRD%20AVENUE,BROOKLYN,NY)	Graph	2	\$200,000.00	\$200,000.00	\$200,000.00	\$200,000.00
Totals	Graph	3	\$182,414.33	\$200,000.00	\$147,243.00	\$200,000.00

Latitude: 40.658029 Longitude: -74.005916

Employer Name/Worksite Address	Graph	Count	Mean Wage	Median Wage	Lowest Wage	Highest Wage
AHRC NYC, 55 33RD STREET, BROOKLYN, NY (https://www.google.com/maps/place/55%2033RD%20STREET,BROOKLYN,NY)	Graph	1	\$29,702.40	\$29,702.40	\$29,702.40	\$29,702.40
Totals	Graph	1	\$29,702.40	\$29,702.40	\$29,702.40	\$29,702.40

Latitude: 40.659062 Longitude: -73.759802

Employer Name/Employer Address	Graph	Count	Mean Wage	Median Wage	Lowest Wage	Highest Wage
B & H CUSTOMS SERVICES INC, 147-19 SPRINGFIELD LANE, SUITE A, JAMAICA, NY (https://www.google.com/maps/place/147-19%20SPRINGFIELD%20LANE,%20SUITE%20A,JAMAICA,NY)	Graph	1	\$47,840.00	\$47,840.00	\$47,840.00	\$47,840.00
AEROCOSTA GLOBAL SYSTEMS, INC., 147-19 SPRINGFIELD LANE, SUITE E, SPRINGFIELD GARDENS, NY (https://www.google.com/maps/place/147-19%20SPRINGFIELD%20LANE,%20SUITE%20E,SPRINGFIELD%20GARDENS,NY)	Graph	2	\$53,996.80	\$52,000.00	\$52,000.00	\$55,993.60
Totals	Graph	3	\$51,944.53	\$52,000.00	\$47,840.00	\$55,993.60

Employer Name/Worksite Address	Graph	Count	Mean Wage	Median Wage	Lowest Wage	Highest Wage
B & H CUSTOMS SERVICES INC, 147-19 SPRINGFIELD LANE, SUITE A, JAMAICA, NY (https://www.google.com/maps/place/147-19%20SPRINGFIELD%20LANE,%20SUITE%20A,JAMAICA,NY)	Graph	1	\$47,840.00	\$47,840.00	\$47,840.00	\$47,840.00
AEROCOSTA GLOBAL SYSTEMS, INC., 147-19 SPRINGFIELD LANE, SUITE E, SPRINGFIELD GARDENS, NY (https://www.google.com/maps/place/147-19%20SPRINGFIELD%20LANE,%20SUITE%20E,SPRINGFIELD%20GARDENS,NY)	Graph	2	\$53,996.80	\$52,000.00	\$52,000.00	\$55,993.60
Totals	Graph	3	\$51,944.53	\$52,000.00	\$47,840.00	\$55,993.60

Latitude: 40.659209 Longitude: -73.643194

Employer Name/Worksite Address	Graph	Count	Mean Wage	Median Wage	Lowest Wage	Highest Wage
THE FREY COMPANY, INC., 10 MADISON AVE., ROCKVILLE CENTRE, NY (https://www.google.com/maps/place/10%20MADISON%20AVE.,ROCKVILLE%20CENTRE,NY)	Graph	1	\$83,512.00	\$83,512.00	\$83,512.00	\$83,512.00
Totals	Graph	1	\$83,512.00	\$83,512.00	\$83,512.00	\$83,512.00

Latitude: 40.659415 Longitude: -73.981286

Employer Name/Worksite Address	Graph	Count	Mean Wage	Median Wage	Lowest Wage	Highest Wage
CASUAL CAFE PARTNERS BRUNSWICK LLC, 240 PROSPECT PARK WEST, BROOKLYN, NY (https://www.google.com/maps/place/240%20PROSPECT%20PARK%20WEST,BROOKLYN,NY)	Graph	1	\$21,840.00	\$21,840.00	\$21,840.00	\$21,840.00
Totals	Graph	1	\$21,840.00	\$21,840.00	\$21,840.00	\$21,840.00

Latitude: 40.659424 Longitude: -73.768957

Employer Name/Employer Address	Graph	Count	Mean Wage	Median Wage	Lowest Wage	Highest Wage
NEW YORK PSYCHOTHERAPY AND COUNSELING CENTER, 176-20 148TH AVE., JAMAICA, NY (https://www.google.com/maps/place/176-20%20148TH%20AVE.,JAMAICA,NY)	Graph	1	\$58,468.80	\$58,468.80	\$58,468.80	\$58,468.80
Totals	Graph	1	\$58,468.80	\$58,468.80	\$58,468.80	\$58,468.80

Employer Name/Worksite Address	Graph	Count	Mean Wage	Median Wage	Lowest Wage	Highest Wage
NEW YORK PSYCHOTHERAPY AND COUNSELING CENTER, 176-20 148TH AVE., JAMAICA, NY (https://www.google.com/maps/place/176-20%20148TH%20AVE.,JAMAICA,NY)	Graph	1	\$58,468.80	\$58,468.80	\$58,468.80	\$58,468.80
Totals	Graph	1	\$58,468.80	\$58,468.80	\$58,468.80	\$58,468.80

Latitude: 40.659499 Longitude: -73.780469

Employer Name/Employer Address	Graph	Count	Mean Wage	Median Wage	Lowest Wage	Highest Wage
EAST END VETERINARY EMERGENCY CENTER, 78A N BOUNDARY ROAD, NEW YORK, NY (https://www.google.com/maps/place/78A%20N%20BOUNDARY%20ROAD,NEW%20YORK,NY)	Graph	1	\$120,000.00	\$120,000.00	\$120,000.00	\$120,000.00

Employer Name/Employer Address	Graph	Count	Mean Wage	Median Wage	Lowest Wage	Highest Wage
Totals	Graph	1	\$120,000.00	\$120,000.00	\$120,000.00	\$120,000.00

Employer Name/Worksite Address	Graph	Count	Mean Wage	Median Wage	Lowest Wage	Highest Wage
EAST END VETERINARY EMERGENCY CENTER, AIRHEART PET HOSPITAL, JAMAICA, NY (https://www.google.com/maps/place/AIRHEART%20PET%20HOSPITAL,JAMAICA,NY)	Graph	1	\$120,000.00	\$120,000.00	\$120,000.00	\$120,000.00
Totals	Graph	1	\$120,000.00	\$120,000.00	\$120,000.00	\$120,000.00

Latitude: 40.659501 Longitude: -73.700041

Employer Name/Worksite Address	Graph	Count	Mean Wage	Median Wage	Lowest Wage	Highest Wage
NATIONAL HEALTH CARE ASSOCIATES, 20 EAST SUNRISE HIGHWAY, VALLEY STREAM, NY (https://www.google.com/maps/place/20%20EAST%20SUNRISE%20HIGHWAY,VALLEY%20STREAM,NY)	Graph	1	\$105,000.00	\$105,000.00	\$105,000.00	\$105,000.00
NATIONAL HEALTH CARE ASSOCIATES, 20 EAST SUNRISE HIGHWAY, VALLEY STREAM, NY (https://www.google.com/maps/place/20%20EAST%20SUNRISE%20HIGHWAY,VALLEY%20STREAM,NY)	Graph	2	\$105,000.00	\$105,000.00	\$105,000.00	\$105,000.00
Totals	Graph	3	\$105,000.00	\$105,000.00	\$105,000.00	\$105,000.00

Latitude: 40.660156 Longitude: -73.883272

Employer Name/Employer Address	Graph	Count	Mean Wage	Median Wage	Lowest Wage	Highest Wage
IMAGINE ME LEADERSHIP CHARTER SCHOOL, 818 SCHENCK AVENUE, BROOKLYN, NY (https://www.google.com/maps/place/818%20SCHENCK%20AVENUE,BROOKLYN,NY)	Graph	1	\$28,997.00	\$28,997.00	\$28,997.00	\$28,997.00
Totals	Graph	1	\$28,997.00	\$28,997.00	\$28,997.00	\$28,997.00

Employer Name/Worksite Address	Graph	Count	Mean Wage	Median Wage	Lowest Wage	Highest Wage
IMAGINE ME LEADERSHIP CHARTER SCHOOL, 818 SCHENCK AVENUE, BROOKLYN, NY (https://www.google.com/maps/place/818%20SCHENCK%20AVENUE,BROOKLYN,NY)	Graph	1	\$28,997.00	\$28,997.00	\$28,997.00	\$28,997.00
Totals	Graph	1	\$28,997.00	\$28,997.00	\$28,997.00	\$28,997.00

Latitude: 40.660234 Longitude: -74.000763

Employer Name/Employer Address	Graph	Count	Mean Wage	Median Wage	Lowest Wage	Highest Wage
MEASURE 4 MEASURE INC., 107 27TH STREET, BROOKLYN, NY (https://www.google.com/maps/place/107%2027TH%20STREET,BROOKLYN,NY)	Graph	1	\$41,600.00	\$41,600.00	\$41,600.00	\$41,600.00
Totals	Graph	1	\$41,600.00	\$41,600.00	\$41,600.00	\$41,600.00

Employer Name/Worksite Address	Graph	Count	Mean Wage	Median Wage	Lowest Wage	Highest Wage
MEASURE 4 MEASURE INC., 107 27TH STREET, BROOKLYN, NY (https://www.google.com/maps/place/107%2027TH%20STREET,BROOKLYN,NY)	Graph	1	\$41,600.00	\$41,600.00	\$41,600.00	\$41,600.00
Totals	Graph	1	\$41,600.00	\$41,600.00	\$41,600.00	\$41,600.00

Latitude: 40.660264 Longitude: -73.644985

Employer Name/Worksite Address	Graph	Count	Mean Wage	Median Wage	Lowest Wage	Highest Wage
CORDARO SHIPPING CO. INC., 119N. PARK AVE., ROCKVILLE CENTRE, NY (https://www.google.com/maps/place/119N.%20PARK%20AVE.,ROCKVILLE%20CENTRE,NY)	Graph	1	\$38,000.00	\$38,000.00	\$38,000.00	\$38,000.00

Employer Name/Worksite Address	Graph	Count	Mean Wage	Median Wage	Lowest Wage	Highest Wage
Totals	Graph	1	\$38,000.00	\$38,000.00	\$38,000.00	\$38,000.00

Latitude: 40.660394 Longitude: -73.874675

Employer Name/Worksite Address	Graph	Count	Mean Wage	Median Wage	Lowest Wage	Highest Wage
ULTRA FLEX PACKAGING CORPORATION, 975 ESSEX STREET, BROOKLYN, NY (https://www.google.com/maps/place/975%20ESSEX%20STREET,BROOKLYN,NY)	Graph	12	\$62,621.93	\$61,069.00	\$61,068.80	\$70,387.20
Totals	Graph	12	\$62,621.93	\$61,069.00	\$61,068.80	\$70,387.20

Employer Name/Worksite Address	Graph	Count	Mean Wage	Median Wage	Lowest Wage	Highest Wage
ULTRA FLEX PACKAGING CORPORATION, 975 ESSEX STREET, BROOKLYN, NY (https://www.google.com/maps/place/975%20ESSEX%20STREET,BROOKLYN,NY)	Graph	12	\$62,621.93	\$61,069.00	\$61,068.80	\$70,387.20
Totals	Graph	12	\$62,621.93	\$61,069.00	\$61,068.80	\$70,387.20

Latitude: 40.660464 Longitude: -73.736176

Employer Name/Worksite Address	Graph	Count	Mean Wage	Median Wage	Lowest Wage	Highest Wage
CYIENT, INC., SUITE 222, ROSEDALE, NY (https://www.google.com/maps/place/SUITE%20222,ROSEDALE,NY)	Graph	1	\$71,510.00	\$71,510.00	\$71,510.00	\$71,510.00
DE WELL CONTAINER SHIPPING, INC., ONE CROSS ISLAND PLAZA, ROSEDALE, NY (https://www.google.com/maps/place/ONE%20CROSS%20ISLAND%20PLAZA,ROSEDALE,NY)	Graph	1	\$53,500.00	\$53,500.00	\$53,500.00	\$53,500.00
Totals	Graph	2	\$62,505.00	\$53,500.00	\$53,500.00	\$71,510.00

Latitude: 40.660532 Longitude: -73.980182

Employer Name/Worksite Address	Graph	Count	Mean Wage	Median Wage	Lowest Wage	Highest Wage
BESAEL CORPORATION/ OAK PARK PHARMACY, 205 PROSPECT PARK WEST, BROOKLYN, NY (https://www.google.com/maps/place/205%20PROSPECT%20PARK%20WEST,BROOKLYN,NY)	Graph	1	\$72,800.00	\$72,800.00	\$72,800.00	\$72,800.00
Totals	Graph	1	\$72,800.00	\$72,800.00	\$72,800.00	\$72,800.00

Employer Name/Worksite Address	Graph	Count	Mean Wage	Median Wage	Lowest Wage	Highest Wage
BESAEL CORPORATION/ OAK PARK PHARMACY, 205 PROSPECT PARK WEST, BROOKLYN, NY (https://www.google.com/maps/place/205%20PROSPECT%20PARK%20WEST,BROOKLYN,NY)	Graph	1	\$72,800.00	\$72,800.00	\$72,800.00	\$72,800.00
Totals	Graph	1	\$72,800.00	\$72,800.00	\$72,800.00	\$72,800.00

Latitude: 40.660614 Longitude: -73.703286

Employer Name/Worksite Address	Graph	Count	Mean Wage	Median Wage	Lowest Wage	Highest Wage
BROKER GENIUS INC., 181 SOUTH FRANKLIN AVENUE, VALLEY STREAM, NY (https://www.google.com/maps/place/181%20SOUTH%20FRANKLIN%20AVENUE,VALLEY%20STREAM,NY)	Graph	9	\$71,833.33	\$55,000.00	\$50,000.00	\$180,000.00
Totals	Graph	9	\$71,833.33	\$55,000.00	\$50,000.00	\$180,000.00

Employer Name/Worksite Address	Graph	Count	Mean Wage	Median Wage	Lowest Wage	Highest Wage
BROKER GENIUS INC., 181 SOUTH FRANKLIN AVENUE, VALLEY STREAM, NY (https://www.google.com/maps/place/181%20SOUTH%20FRANKLIN%20AVENUE,VALLEY%20STREAM,NY)	Graph	9	\$71,833.33	\$55,000.00	\$50,000.00	\$180,000.00

Employer Name/Worksite Address	Graph	Count	Mean Wage	Median Wage	Lowest Wage	Highest Wage
Totals	Graph	9	\$71,833.33	\$55,000.00	\$50,000.00	\$180,000.00

Latitude: 40.66095 Longitude: -73.686415

Employer Name/Worksite Address	Graph	Count	Mean Wage	Median Wage	Lowest Wage	Highest Wage
A.D.E SYSTEMS INC., 19 WILBUR STREET, LYNBROOK, NY (https://www.google.com/maps/place/19%20WILBUR%20STREET,LYNBROOK,NY)	Graph	1	\$40,000.00	\$40,000.00	\$40,000.00	\$40,000.00
Totals	Graph	1	\$40,000.00	\$40,000.00	\$40,000.00	\$40,000.00

Employer Name/Worksite Address	Graph	Count	Mean Wage	Median Wage	Lowest Wage	Highest Wage
A.D.E SYSTEMS INC., 19 WILBUR STREET, LYNBROOK, NY (https://www.google.com/maps/place/19%20WILBUR%20STREET,LYNBROOK,NY)	Graph	1	\$40,000.00	\$40,000.00	\$40,000.00	\$40,000.00
Totals	Graph	1	\$40,000.00	\$40,000.00	\$40,000.00	\$40,000.00

Latitude: 40.660967 Longitude: -73.700276

Employer Name/Worksite Address	Graph	Count	Mean Wage	Median Wage	Lowest Wage	Highest Wage
INFINITY TRANS INC., 14 W HAWTHORNE AVENUE, VALLEY STREAM, NY (https://www.google.com/maps/place/14%20W%20HAWTHORNE%20AVENUE,VALLEY%20STREAM,NY)	Graph	1	\$42,000.00	\$42,000.00	\$42,000.00	\$42,000.00
UNIVERSAL TRUCKING AND LOGISTICS INC., 14 W HAWTHORNE AVENUE, VALLEY STREAM, NY (https://www.google.com/maps/place/14%20W%20HAWTHORNE%20AVENUE,VALLEY%20STREAM,NY)	Graph	1	\$60,320.00	\$60,320.00	\$60,320.00	\$60,320.00
Totals	Graph	2	\$51,160.00	\$42,000.00	\$42,000.00	\$60,320.00

Employer Name/Worksite Address	Graph	Count	Mean Wage	Median Wage	Lowest Wage	Highest Wage
INFINITY TRANS INC., 14 W HAWTHORNE AVENUE, VALLEY STREAM, NY (https://www.google.com/maps/place/14%20W%20HAWTHORNE%20AVENUE,VALLEY%20STREAM,NY)	Graph	2	\$51,160.00	\$42,000.00	\$42,000.00	\$60,320.00
Totals	Graph	2	\$51,160.00	\$42,000.00	\$42,000.00	\$60,320.00

Latitude: 40.66104 Longitude: -73.699856

Employer Name/Worksite Address	Graph	Count	Mean Wage	Median Wage	Lowest Wage	Highest Wage
INTELLEWAVE INC., 238 ROCKAWAY AVENUE, VALLEY STREAM, NY (https://www.google.com/maps/place/238%20ROCKAWAY%20AVENUE,VALLEY%20STREAM,NY)	Graph	1	\$90,626.00	\$90,626.00	\$90,626.00	\$90,626.00
Totals	Graph	1	\$90,626.00	\$90,626.00	\$90,626.00	\$90,626.00

Employer Name/Worksite Address	Graph	Count	Mean Wage	Median Wage	Lowest Wage	Highest Wage
INTELLEWAVE INC., 238 ROCKAWAY AVENUE, VALLEY STREAM, NY (https://www.google.com/maps/place/238%20ROCKAWAY%20AVENUE,VALLEY%20STREAM,NY)	Graph	1	\$90,626.00	\$90,626.00	\$90,626.00	\$90,626.00
Totals	Graph	1	\$90,626.00	\$90,626.00	\$90,626.00	\$90,626.00

Latitude: 40.661243 Longitude: -73.557444

Employer Name/Worksite Address	Graph	Count	Mean Wage	Median Wage	Lowest Wage	Highest Wage
EMPRO SYSTEMS LLC, 1844 LANSLOWNE AVE., MERRICK, NY (https://www.google.com/maps/place/1844%20LANSLOWNE%20AVE.,MERRICK,NY)	Graph	1	\$56,160.00	\$56,160.00	\$56,160.00	\$56,160.00

Employer Name/Worksite Address	Graph	Count	Mean Wage	Median Wage	Lowest Wage	Highest Wage
AMERITEK GLOBAL INC, 1844 LANSDOWNE AVE, MERRICK, NY (https://www.google.com/maps/place/1844%20LANSDOWNE%20AVE,MERRICK,NY)	Graph	2	\$70,000.00	\$70,000.00	\$70,000.00	\$70,000.00
CAMBAY CONSULTING LLC, 1844 LANSDOWNE AVENUE, MERRICK, NY (https://www.google.com/maps/place/1844%20LANSDOWNE%20AVENUE,MERRICK,NY)	Graph	2	\$60,500.00	\$60,000.00	\$60,000.00	\$61,000.00
Totals	Graph	5	\$63,432.00	\$61,000.00	\$56,160.00	\$70,000.00

Latitude: 40.661962 Longitude: -73.703362

Employer Name/Employer Address	Graph	Count	Mean Wage	Median Wage	Lowest Wage	Highest Wage
GLOBAL ALLIANCE LOGISTICS, INC., 99 W HAWTHORNE AVE, VALLEY STREAM, NY (https://www.google.com/maps/place/99%20W%20HAWTHORNE%20AVE,VALLEY%20STREAM,NY)	Graph	1	\$35,318.00	\$35,318.00	\$35,318.00	\$35,318.00
Totals	Graph	1	\$35,318.00	\$35,318.00	\$35,318.00	\$35,318.00

Employer Name/Worksite Address	Graph	Count	Mean Wage	Median Wage	Lowest Wage	Highest Wage
GLOBAL ALLIANCE LOGISTICS, INC., 99 W HAWTHORNE AVE, VALLEY STREAM, NY (https://www.google.com/maps/place/99%20W%20HAWTHORNE%20AVE,VALLEY%20STREAM,NY)	Graph	1	\$35,318.00	\$35,318.00	\$35,318.00	\$35,318.00
Totals	Graph	1	\$35,318.00	\$35,318.00	\$35,318.00	\$35,318.00

Latitude: 40.662118 Longitude: -73.921135

Employer Name/Employer Address	Graph	Count	Mean Wage	Median Wage	Lowest Wage	Highest Wage
ASCEND CHARTER SCHOOLS, 205 ROCKAWAY PARKWAY, BROOKLYN, NY (https://www.google.com/maps/place/205%20ROCKAWAY%20PARKWAY,BROOKLYN,NY)	Graph	2	\$102,995.20	\$96,000.00	\$96,000.00	\$109,990.40
Totals	Graph	2	\$102,995.20	\$96,000.00	\$96,000.00	\$109,990.40

Employer Name/Worksite Address	Graph	Count	Mean Wage	Median Wage	Lowest Wage	Highest Wage
ASCEND CHARTER SCHOOLS, 205 ROCKAWAY PARKWAY, BROOKLYN, NY (https://www.google.com/maps/place/205%20ROCKAWAY%20PARKWAY,BROOKLYN,NY)	Graph	1	\$109,990.40	\$109,990.40	\$109,990.40	\$109,990.40
Totals	Graph	1	\$109,990.40	\$109,990.40	\$109,990.40	\$109,990.40

Latitude: 40.662517 Longitude: -73.986878

Employer Name/Employer Address	Graph	Count	Mean Wage	Median Wage	Lowest Wage	Highest Wage
APRINA, 439 16TH STREET 4L, BROOKLYN, NY (https://www.google.com/maps/place/439%2016TH%20STREET%204L,BROOKLYN,NY)	Graph	1	\$84,843.00	\$84,843.00	\$84,843.00	\$84,843.00
BESAEI CORPORATION/ OAK PARK PHARMACY, 205 PROPECT PARK, BROOKLYN, NY (https://www.google.com/maps/place/205%20PROPECT%20PARK,BROOKLYN,NY)	Graph	1	\$72,800.00	\$72,800.00	\$72,800.00	\$72,800.00
Totals	Graph	2	\$78,821.50	\$72,800.00	\$72,800.00	\$84,843.00

Employer Name/Worksite Address	Graph	Count	Mean Wage	Median Wage	Lowest Wage	
AARON VALUATION INC., 81 WILLOUGHBY STREET 8TH FLOOR, BROOKLYN, NY (https://www.google.com/maps/place/81%20WILLOUGHBY%20STREET%208TH%20FLOOR,BROOKLYN,NY)	Graph	1	\$40,000.00	\$40,000.00	\$40,000.00	\$
APRINA, 439 16TH STREET 4L, BROOKLYN, NY (https://www.google.com/maps/place/439%2016TH%20STREET%204L,BROOKLYN,NY)	Graph	1	\$84,843.00	\$84,843.00	\$84,843.00	\$
BESAEI CORPORATION/ OAK PARK PHARMACY, 205 PROPECT PARK, BROOKLYN, NY (https://www.google.com/maps/place/205%20PROPECT%20PARK,BROOKLYN,NY)	Graph	1	\$72,800.00	\$72,800.00	\$72,800.00	\$

Employer Name/Worksite Address	Graph	Count	Mean Wage	Median Wage	Lowest Wage	
WORKSTEAD LLC, 232 3RD STREET, BROOKLYN, NY (https://www.google.com/maps/place/232%203RD%20STREET,BROOKLYN,NY)	Graph	1	\$48,000.00	\$48,000.00	\$48,000.00	\$
KIDS DENTAL VILLAGE P.C., PARK SLOPE KIDS DENTAL & BRACES, BROOKLYN, NY (https://www.google.com/maps/place/PARK%20SLOPE%20KIDS%20DENTAL%20%26%20BRACES,BROOKLYN,NY)	Graph	3	\$65,325.87	\$45,468.80	\$45,468.80	\$
NEW YORK METHODIST HOSPITAL, 506 SIXTH STREET, BROOKLYN, NY (https://www.google.com/maps/place/506%20SIXTH%20STREET,BROOKLYN,NY)	Graph	3	\$113,333.33	\$150,000.00	\$40,000.00	\$
Totals	Graph	10	\$78,162.06	\$48,000.00	\$40,000.00	\$

Latitude: 40.662627 Longitude: -73.548991

Employer Name/Employer Address	Graph	Count	Mean Wage	Median Wage	Lowest Wage	Highest Wage
FIVE ELEMENT ANALYTICS LLC, 2174 HEWLETT AVENUE, MERRICK, NY (https://www.google.com/maps/place/2174%20HEWLETT%20AVENUE,MERRICK,NY)	Graph	1	\$48,925.00	\$48,925.00	\$48,925.00	\$48,925.00
Totals	Graph	1	\$48,925.00	\$48,925.00	\$48,925.00	\$48,925.00

Employer Name/Worksite Address	Graph	Count	Mean Wage	Median Wage	Lowest Wage	Highest Wage
FIVE ELEMENT ANALYTICS LLC, 2174 HEWLETT AVENUE, MERRICK, NY (https://www.google.com/maps/place/2174%20HEWLETT%20AVENUE,MERRICK,NY)	Graph	1	\$48,925.00	\$48,925.00	\$48,925.00	\$48,925.00
Totals	Graph	1	\$48,925.00	\$48,925.00	\$48,925.00	\$48,925.00

Latitude: 40.662762 Longitude: -73.962668

Employer Name/Worksite Address	Graph	Count	Mean Wage	Median Wage	Lowest Wage	Highest Wage
HYDRO TECH ENVIRONMENTAL CORP, 15 OCEAN AVENUE, BROOKLYN, NY (https://www.google.com/maps/place/15%20OCEAN%20AVENUE,BROOKLYN,NY)	Graph	1	\$50,000.00	\$50,000.00	\$50,000.00	\$50,000.00
Totals	Graph	1	\$50,000.00	\$50,000.00	\$50,000.00	\$50,000.00

Latitude: 40.662932 Longitude: -73.913019

Employer Name/Worksite Address	Graph	Count	Mean Wage	Median Wage	Lowest Wage	Highest Wage
ASCEND CHARTER SCHOOLS, 751 KNICKERBOCKER AVENUE, BROOKLYN, NY (https://www.google.com/maps/place/751%20KNICKERBOCKER%20AVENUE,BROOKLYN,NY)	Graph	1	\$96,000.00	\$96,000.00	\$96,000.00	\$96,000.00
Totals	Graph	1	\$96,000.00	\$96,000.00	\$96,000.00	\$96,000.00

Latitude: 40.66304 Longitude: -73.890522

Employer Name/Worksite Address	Graph	Count	Mean Wage	Median Wage	Lowest Wage	Highest Wage
THE BROOKDALE HOSPITAL MEDICAL CENTER, 465 NEW LOTS AVENUE, BROOKLYN, NY (https://www.google.com/maps/place/465%20NEW%20LOTS%20AVENUE,BROOKLYN,NY)	Graph	13	\$74,152.31	\$59,530.00	\$59,530.00	\$150,000.00
Totals	Graph	13	\$74,152.31	\$59,530.00	\$59,530.00	\$150,000.00

Latitude: 40.66307 Longitude: -73.880801

Employer Name/Worksite Address	Graph	Count	Mean Wage	Median Wage	Lowest Wage	Highest Wage
GRANDISON MANAGEMENT, INC., 2237 LINDEN BOULEVARD, BROOKLYN, NY (https://www.google.com/maps/place/2237%20LINDEN%20BOULEVARD,BROOKLYN,NY)	Graph	10	\$65,748.80	\$65,748.80	\$65,748.80	\$65,748.80
Totals	Graph	10	\$65,748.80	\$65,748.80	\$65,748.80	\$65,748.80

Latitude: 40.663254 Longitude: -73.689355

Employer Name/Employer Address	Graph	Count	Mean Wage	Median Wage	Lowest Wage	Highest Wage
PRECISELED INC., 52 RAILROAD AVENUE, VALLEY STREAM, NY (https://www.google.com/maps/place/52%20RAILROAD%20AVENUE,VALLEY%20STREAM,NY)	Graph	1	\$64,896.00	\$64,896.00	\$64,896.00	\$64,896.00
Totals	Graph	1	\$64,896.00	\$64,896.00	\$64,896.00	\$64,896.00

Employer Name/Worksite Address	Graph	Count	Mean Wage	Median Wage	Lowest Wage	Highest Wage
PRECISELED INC., 52 RAILROAD AVENUE, VALLEY STREAM, NY (https://www.google.com/maps/place/52%20RAILROAD%20AVENUE,VALLEY%20STREAM,NY)	Graph	1	\$64,896.00	\$64,896.00	\$64,896.00	\$64,896.00
Totals	Graph	1	\$64,896.00	\$64,896.00	\$64,896.00	\$64,896.00

Latitude: 40.663489 Longitude: -73.693603

Employer Name/Employer Address	Graph	Count	Mean Wage	Median Wage	Lowest Wage	Highest Wage
SPRING SYSTEMS INC., 124 E MERRICK ROAD, VALLEY STREAM, NY (https://www.google.com/maps/place/124%20E%20MERRICK%20ROAD,VALLEY%20STREAM,NY)	Graph	2	\$60,684.00	\$60,382.40	\$60,382.40	\$60,985.60
Totals	Graph	2	\$60,684.00	\$60,382.40	\$60,382.40	\$60,985.60

Employer Name/Worksite Address	Graph	Count	Mean Wage	Median Wage	Lowest Wage	Highest Wage
SPRING SYSTEMS INC., 124 EAST MERRICK ROAD, VALLEY STREAM, NY (https://www.google.com/maps/place/124%20EAST%20MERRICK%20ROAD,VALLEY%20STREAM,NY)	Graph	2	\$60,684.00	\$60,382.40	\$60,382.40	\$60,985.60
Totals	Graph	2	\$60,684.00	\$60,382.40	\$60,382.40	\$60,985.60

Latitude: 40.663621 Longitude: -73.995549

Employer Name/Employer Address	Graph	Count	Mean Wage	Median Wage	Lowest Wage	Highest Wage
RARE VOLUME LLC, 159 20TH ST, BROOKLYN, NY (https://www.google.com/maps/place/159%2020TH%20ST,BROOKLYN,NY)	Graph	2	\$60,000.00	\$60,000.00	\$60,000.00	\$60,000.00
Totals	Graph	2	\$60,000.00	\$60,000.00	\$60,000.00	\$60,000.00

Employer Name/Worksite Address	Graph	Count	Mean Wage	Median Wage	Lowest Wage	Highest Wage
RARE VOLUME LLC, 159 20TH ST, BROOKLYN, NY (https://www.google.com/maps/place/159%2020TH%20ST,BROOKLYN,NY)	Graph	2	\$60,000.00	\$60,000.00	\$60,000.00	\$60,000.00
Totals	Graph	2	\$60,000.00	\$60,000.00	\$60,000.00	\$60,000.00

Latitude: 40.663725 Longitude: -73.92142

Employer Name/Employer Address	Graph	Count	Mean Wage	Median Wage	Lowest Wage	Highest Wage
RUTHLAND MEDICAL, P.C., 145 EAST 98TH STREET, BROOKLYN, NY (https://www.google.com/maps/place/145%20EAST%2098TH%20STREET,BROOKLYN,NY)	Graph	1	\$99,840.00	\$99,840.00	\$99,840.00	\$99,840.00
Totals	Graph	1	\$99,840.00	\$99,840.00	\$99,840.00	\$99,840.00

Employer Name/Worksite Address	Graph	Count	Mean Wage	Median Wage	Lowest Wage	Highest Wage
RUTHLAND MEDICAL, P.C., 145 EAST 98TH STREET, BROOKLYN, NY (https://www.google.com/maps/place/145%20EAST%2098TH%20STREET,BROOKLYN,NY)	Graph	1	\$99,840.00	\$99,840.00	\$99,840.00	\$99,840.00

Employer Name/Worksite Address	Graph	Count	Mean Wage	Median Wage	Lowest Wage	Highest Wage
Totals	Graph	1	\$99,840.00	\$99,840.00	\$99,840.00	\$99,840.00

Latitude: 40.663848 Longitude: -73.777282

Employer Name/Worksite Address	Graph	Count	Mean Wage	Median Wage	Lowest Wage	Highest Wage
U.C.T. INT'L INC., 160-23 ROCKAWAY BLVD, JAMAICA, NY (https://www.google.com/maps/place/160-23%20ROCKAWAY%20BLVD,JAMAICA,NY)	Graph	1	\$55,910.40	\$55,910.40	\$55,910.40	\$55,910.40
Totals	Graph	1	\$55,910.40	\$55,910.40	\$55,910.40	\$55,910.40

Employer Name/Worksite Address	Graph	Count	Mean Wage	Median Wage	Lowest Wage	Highest Wage
U.C.T. INT'L INC., 160-23 ROCKAWAY BLVD, JAMAICA, NY (https://www.google.com/maps/place/160-23%20ROCKAWAY%20BLVD,JAMAICA,NY)	Graph	1	\$55,910.40	\$55,910.40	\$55,910.40	\$55,910.40
Totals	Graph	1	\$55,910.40	\$55,910.40	\$55,910.40	\$55,910.40

Latitude: 40.6639 Longitude: -73.650748

Employer Name/Worksite Address	Graph	Count	Mean Wage	Median Wage	Lowest Wage	Highest Wage
GRANDISON MANAGEMENT, INC., 50 MAINE AVENUE, ROCKVILLE CENTRE, NY (https://www.google.com/maps/place/50%20MAINE%20AVENUE,ROCKVILLE%20CENTRE,NY)	Graph	10	\$61,401.60	\$61,401.60	\$61,401.60	\$61,401.60
Totals	Graph	10	\$61,401.60	\$61,401.60	\$61,401.60	\$61,401.60

Latitude: 40.663919 Longitude: -73.694713

Employer Name/Worksite Address	Graph	Count	Mean Wage	Median Wage	Lowest Wage	Highest Wage
TOP REHAB, INC., 95 EAST MERRICK ROAD, VALLEY STREAM, NY (https://www.google.com/maps/place/95%20EAST%20MERRICK%20ROAD,VALLEY%20STREAM,NY)	Graph	1	\$62,000.00	\$62,000.00	\$62,000.00	\$62,000.00
Totals	Graph	1	\$62,000.00	\$62,000.00	\$62,000.00	\$62,000.00

Latitude: 40.664217 Longitude: -73.944483

Employer Name/Worksite Address	Graph	Count	Mean Wage	Median Wage	Lowest Wage	Highest Wage
THE BROOKLYN HOSPITAL CENTER, 535 EMPIRE BLVD., BROOKLYN, NY (https://www.google.com/maps/place/535%20EMPIRE%20BLVD.,BROOKLYN,NY)	Graph	1	\$49,691.00	\$49,691.00	\$49,691.00	\$49,691.00
Totals	Graph	1	\$49,691.00	\$49,691.00	\$49,691.00	\$49,691.00

Latitude: 40.664281 Longitude: -73.996645

Employer Name/Worksite Address	Graph	Count	Mean Wage	Median Wage	Lowest Wage	Highest Wage
CHARTER TECHNOLOGY SOLUTIONS, LLC, 129 20TH STREET, BROOKLYN, NY (https://www.google.com/maps/place/129%2020TH%20STREET,BROOKLYN,NY)	Graph	1	\$90,376.00	\$90,376.00	\$90,376.00	\$90,376.00
Totals	Graph	1	\$90,376.00	\$90,376.00	\$90,376.00	\$90,376.00

Employer Name/Worksite Address	Graph	Count	Mean Wage	Median Wage	Lowest Wage	Highest Wage
CHARTER TECHNOLOGY SOLUTIONS, LLC, 129 20TH STREET, BROOKLYN, NY (https://www.google.com/maps/place/129%2020TH%20STREET,BROOKLYN,NY)	Graph	1	\$90,376.00	\$90,376.00	\$90,376.00	\$90,376.00

Employer Name/Worksite Address	Graph	Count	Mean Wage	Median Wage	Lowest Wage	Highest Wage
Totals	Graph	1	\$90,376.00	\$90,376.00	\$90,376.00	\$90,376.00

Latitude: 40.66434 Longitude: -73.872154

Employer Name/Worksite Address	Graph	Count	Mean Wage	Median Wage	Lowest Wage	Highest Wage
DIGITAL PAVILION ELECTRONICS LLC, 1014 STANLEY AVE, BROOKLYN, NY (https://www.google.com/maps/place/1014%20STANLEY%20AVE,BROOKLYN,NY)	Graph	1	\$46,987.20	\$46,987.20	\$46,987.20	\$46,987.20
Totals	Graph	1	\$46,987.20	\$46,987.20	\$46,987.20	\$46,987.20

Employer Name/Worksite Address	Graph	Count	Mean Wage	Median Wage	Lowest Wage	Highest Wage
DIGITAL PAVILION ELECTRONICS LLC, 1014 STANLEY AVENUE, BROOKLYN, NY (https://www.google.com/maps/place/1014%20STANLEY%20AVENUE,BROOKLYN,NY)	Graph	1	\$46,987.20	\$46,987.20	\$46,987.20	\$46,987.20
Totals	Graph	1	\$46,987.20	\$46,987.20	\$46,987.20	\$46,987.20

Latitude: 40.664569 Longitude: -73.99877

Employer Name/Worksite Address	Graph	Count	Mean Wage	Median Wage	Lowest Wage	Highest Wage
THE DESIGNERS LLC, 50 21ST STREET, BROOKLYN, NY (https://www.google.com/maps/place/50%2021ST%20STREET,BROOKLYN,NY)	Graph	1	\$41,121.60	\$41,121.60	\$41,121.60	\$41,121.60
Totals	Graph	1	\$41,121.60	\$41,121.60	\$41,121.60	\$41,121.60

Employer Name/Worksite Address	Graph	Count	Mean Wage	Median Wage	Lowest Wage	Highest Wage
THE DESIGNERS LLC, 50 21ST STREET, BROOKLYN, NY (https://www.google.com/maps/place/50%2021ST%20STREET,BROOKLYN,NY)	Graph	1	\$41,121.60	\$41,121.60	\$41,121.60	\$41,121.60
Totals	Graph	1	\$41,121.60	\$41,121.60	\$41,121.60	\$41,121.60

Latitude: 40.665014 Longitude: -73.781722

Employer Name/Worksite Address	Graph	Count	Mean Wage	Median Wage	Lowest Wage	Highest Wage
SUNJIN SHIPPING (U.S.A.), INC., 145-30 156TH STREET, JAMAICA, NY (https://www.google.com/maps/place/145-30%20156TH%20STREET,JAMAICA,NY)	Graph	1	\$55,764.80	\$55,764.80	\$55,764.80	\$55,764.80
TRANS WORLD FREIGHT SYSTEM CORP, 145-30 156TH STREET, JAMAICA, NY (https://www.google.com/maps/place/145-30%20156TH%20STREET,JAMAICA,NY)	Graph	1	\$52,748.80	\$52,748.80	\$52,748.80	\$52,748.80
TRANS WORLD FREIGHT SYSTEM CORP, 145-30 156TH STREET, SUITE 206, JAMAICA, NY (https://www.google.com/maps/place/145-30%20156TH%20STREET,%20SUITE%20206,JAMAICA,NY)	Graph	1	\$55,765.00	\$55,765.00	\$55,765.00	\$55,765.00
WORCHEL TRANSPORT INC, 145-30 156TH STREET, JAMAICA, NY (https://www.google.com/maps/place/145-30%20156TH%20STREET,JAMAICA,NY)	Graph	1	\$60,029.00	\$60,029.00	\$60,029.00	\$60,029.00
Totals	Graph	4	\$56,076.90	\$55,764.80	\$52,748.80	\$60,029.00

Employer Name/Worksite Address	Graph	Count	Mean Wage	Median Wage	Lowest Wage	Highest Wage
TRANS WORLD FREIGHT SYSTEM CORP, 145-30 156TH STREET, SUITE 206, JAMAICA, NY (https://www.google.com/maps/place/145-30%20156TH%20STREET,%20SUITE%20206,JAMAICA,NY)	Graph	1	\$55,765.00	\$55,765.00	\$55,765.00	\$55,765.00
WORCHEL TRANSPORT INC, 145-30 156TH STREET, JAMAICA, NY (https://www.google.com/maps/place/145-30%20156TH%20STREET,JAMAICA,NY)	Graph	3	\$56,180.87	\$55,764.80	\$52,748.80	\$60,029.00
Totals	Graph	4	\$56,076.90	\$55,764.80	\$52,748.80	\$60,029.00

Latitude: 40.665227 Longitude: -73.700039

Employer Name/Employer Address	Graph	Count	Mean Wage	Median Wage	Lowest Wage	Highest Wage
PROSHIPPING GROUP CORP, 26 W. MERRICK ROAD, VALLEY STREAM, NY (https://www.google.com/maps/place/26%20W.%20MERRICK%20ROAD,VALLEY%20STREAM,NY)	Graph	1	\$52,124.80	\$52,124.80	\$52,124.80	\$52,124.80
Totals	Graph	1	\$52,124.80	\$52,124.80	\$52,124.80	\$52,124.80

Employer Name/Worksite Address	Graph	Count	Mean Wage	Median Wage	Lowest Wage	Highest Wage
PROSHIPPING GROUP CORP, 26 W. MERRICK ROAD, VALLEY STREAM, NY (https://www.google.com/maps/place/26%20W.%20MERRICK%20ROAD,VALLEY%20STREAM,NY)	Graph	1	\$52,124.80	\$52,124.80	\$52,124.80	\$52,124.80
Totals	Graph	1	\$52,124.80	\$52,124.80	\$52,124.80	\$52,124.80

Latitude: 40.665231 Longitude: -73.78156

Employer Name/Employer Address	Graph	Count	Mean Wage	Median Wage	Lowest Wage	Highest Wage
BAYLINK GLOBAL LOGISTICS INC., 145-18 156TH STREET, JAMAICA, NY (https://www.google.com/maps/place/145-18%20156TH%20STREET,JAMAICA,NY)	Graph	1	\$46,675.20	\$46,675.20	\$46,675.20	\$46,675.20
Totals	Graph	1	\$46,675.20	\$46,675.20	\$46,675.20	\$46,675.20

Employer Name/Worksite Address	Graph	Count	Mean Wage	Median Wage	Lowest Wage	Highest Wage
BAYLINK GLOBAL LOGISTICS INC., 145-18 156TH STREET, JAMAICA, NY (https://www.google.com/maps/place/145-18%20156TH%20STREET,JAMAICA,NY)	Graph	1	\$46,675.20	\$46,675.20	\$46,675.20	\$46,675.20
Totals	Graph	1	\$46,675.20	\$46,675.20	\$46,675.20	\$46,675.20

Latitude: 40.665528 Longitude: -73.871025

Employer Name/Employer Address	Graph	Count	Mean Wage	Median Wage	Lowest Wage	Highest Wage
BOGOPA ENTERPRISE INC., 650 FOUNTAIN AVENUE, BROOKLYN, NY (https://www.google.com/maps/place/650%20FOUNTAIN%20AVENUE,BROOKLYN,NY)	Graph	2	\$57,200.00	\$56,160.00	\$56,160.00	\$58,240.00
Totals	Graph	2	\$57,200.00	\$56,160.00	\$56,160.00	\$58,240.00

Employer Name/Worksite Address	Graph	Count	Mean Wage	Median Wage	Lowest Wage	Highest Wage
BOGOPA ENTERPRISE INC., 650 FOUNTAIN AVENUE, BROOKLYN, NY (https://www.google.com/maps/place/650%20FOUNTAIN%20AVENUE,BROOKLYN,NY)	Graph	2	\$57,200.00	\$56,160.00	\$56,160.00	\$58,240.00
Totals	Graph	2	\$57,200.00	\$56,160.00	\$56,160.00	\$58,240.00

Latitude: 40.665699 Longitude: -73.638583

Employer Name/Employer Address	Graph	Count	Mean Wage	Median Wage	Lowest Wage	Highest Wage
VANDIS, INC., 1 ALBERTSON AVENUE, ALBERTSON, NY (https://www.google.com/maps/place/1%20ALBERTSON%20AVENUE,ALBERTSON,NY)	Graph	1	\$60,320.00	\$60,320.00	\$60,320.00	\$60,320.00
Totals	Graph	1	\$60,320.00	\$60,320.00	\$60,320.00	\$60,320.00

Employer Name/Worksite Address	Graph	Count	Mean Wage	Median Wage	Lowest Wage	Highest Wage
VANDIS, INC., 1 ALBERTSON AVENUE, ALBERTSON, NY (https://www.google.com/maps/place/1%20ALBERTSON%20AVENUE,ALBERTSON,NY)	Graph	2	\$61,360.00	\$60,320.00	\$60,320.00	\$62,400.00
Totals	Graph	2	\$61,360.00	\$60,320.00	\$60,320.00	\$62,400.00

Latitude: 40.666049 Longitude: -73.978219

Employer Name/Employer Address	Graph	Count	Mean Wage	Median Wage	Lowest Wage	Highest Wage
GEMINI CREATIVE NYC LLC, 506 8TH ST, BROOKLYN, NY (https://www.google.com/maps/place/506%208TH%20ST,BROOKLYN,NY)	Graph	1	\$68,494.40	\$68,494.40	\$68,494.40	\$68,494.40
Totals	Graph	1	\$68,494.40	\$68,494.40	\$68,494.40	\$68,494.40

Employer Name/Worksite Address	Graph	Count	Mean Wage	Median Wage	Lowest Wage	Highest Wage
GEMINI CREATIVE NYC LLC, 506 8TH ST, BROOKLYN, NY (https://www.google.com/maps/place/506%208TH%20ST,BROOKLYN,NY)	Graph	1	\$68,494.40	\$68,494.40	\$68,494.40	\$68,494.40
Totals	Graph	1	\$68,494.40	\$68,494.40	\$68,494.40	\$68,494.40

Latitude: 40.666258 Longitude: -73.936855

Employer Name/Employer Address	Graph	Count	Mean Wage	Median Wage	Lowest Wage	Highest Wage
CROWN REHAB, PT, OT, SLP LLP, 355 TROY AVENUE, BROOKLYN, NY (https://www.google.com/maps/place/355%20TROY%20AVENUE,BROOKLYN,NY)	Graph	1	\$70,720.00	\$70,720.00	\$70,720.00	\$70,720.00
Totals	Graph	1	\$70,720.00	\$70,720.00	\$70,720.00	\$70,720.00

Employer Name/Worksite Address	Graph	Count	Mean Wage	Median Wage	Lowest Wage	Highest Wage
CROWN REHAB, PT, OT, SLP LLP, 355 TROY AVENUE, BROOKLYN, NY (https://www.google.com/maps/place/355%20TROY%20AVENUE,BROOKLYN,NY)	Graph	1	\$70,720.00	\$70,720.00	\$70,720.00	\$70,720.00
Totals	Graph	1	\$70,720.00	\$70,720.00	\$70,720.00	\$70,720.00

Latitude: 40.666331 Longitude: -73.78058

Employer Name/Employer Address	Graph	Count	Mean Wage	Median Wage	Lowest Wage	Highest Wage
CAFE 24, INC., 144-29 156TH ST, JAMAICA, NY (https://www.google.com/maps/place/144-29%20156TH%20ST,JAMAICA,NY)	Graph	1	\$55,910.40	\$55,910.40	\$55,910.40	\$55,910.40
Totals	Graph	1	\$55,910.40	\$55,910.40	\$55,910.40	\$55,910.40

Employer Name/Worksite Address	Graph	Count	Mean Wage	Median Wage	Lowest Wage	Highest Wage
CAFE 24, INC., 144-29 156TH ST, JAMAICA, NY (https://www.google.com/maps/place/144-29%20156TH%20ST,JAMAICA,NY)	Graph	1	\$55,910.40	\$55,910.40	\$55,910.40	\$55,910.40
Totals	Graph	1	\$55,910.40	\$55,910.40	\$55,910.40	\$55,910.40

Latitude: 40.666397 Longitude: -73.443912

Employer Name/Employer Address	Graph	Count	Mean Wage	Median Wage	Lowest Wage	Highest Wage
AG MORGAN TAX & ACCOUNTING LLC, 5260 MERRICK RD, MASSAPEQUA, NY (https://www.google.com/maps/place/5260%20MERRICK%20RD,MASSAPEQUA,NY)	Graph	1	\$56,451.20	\$56,451.20	\$56,451.20	\$56,451.20
Totals	Graph	1	\$56,451.20	\$56,451.20	\$56,451.20	\$56,451.20

Employer Name/Worksite Address	Graph	Count	Mean Wage	Median Wage	Lowest Wage	Highest Wage
AG MORGAN TAX & ACCOUNTING LLC, 5260 MERRICK RD, MASSAPEQUA, NY (https://www.google.com/maps/place/5260%20MERRICK%20RD,MASSAPEQUA,NY)	Graph	1	\$56,451.20	\$56,451.20	\$56,451.20	\$56,451.20

Employer Name/Worksite Address	Graph	Count	Mean Wage	Median Wage	Lowest Wage	Highest Wage
Totals	Graph	1	\$56,451.20	\$56,451.20	\$56,451.20	\$56,451.20

Latitude: 40.666492 Longitude: -73.750574

Employer Name/Worksite Address	Graph	Count	Mean Wage	Median Wage	Lowest Wage	Highest Wage
EPIC PHARMA LLC, 227-15 N. CONDUIT AVENUE, LAURELTON, NY (https://www.google.com/maps/place/227-15%20N.%20CONDUIT%20AVENUE,LAURELTON,NY)	Graph	1	\$59,000.00	\$59,000.00	\$59,000.00	\$59,000.00
Totals	Graph	1	\$59,000.00	\$59,000.00	\$59,000.00	\$59,000.00

Employer Name/Worksite Address	Graph	Count	Mean Wage	Median Wage	Lowest Wage	Highest Wage
EPIC PHARMA LLC, 227-15 N. CONDUIT AVENUE, LAURELTON, NY (https://www.google.com/maps/place/227-15%20N.%20CONDUIT%20AVENUE,LAURELTON,NY)	Graph	1	\$59,000.00	\$59,000.00	\$59,000.00	\$59,000.00
EPIC PHARMA LLC, 227-15 N CONDUIT AVENUE, LAURELTON, NY (https://www.google.com/maps/place/227-15%20N%20CONDUIT%20AVENUE,LAURELTON,NY)	Graph	2	\$53,393.50	\$51,022.00	\$51,022.00	\$55,765.00
Totals	Graph	3	\$55,262.33	\$55,765.00	\$51,022.00	\$59,000.00

Latitude: 40.666505 Longitude: -73.44312

Employer Name/Worksite Address	Graph	Count	Mean Wage	Median Wage	Lowest Wage	Highest Wage
L. I. CHAMPION'S TAE KWON DO, INC., 5274 MERRICK ROAD, MASSAPEQUA, NY (https://www.google.com/maps/place/5274%20MERRICK%20ROAD,MASSAPEQUA,NY)	Graph	1	\$99,361.60	\$99,361.60	\$99,361.60	\$99,361.60
L.I. CHAMPION'S TAE KWON DO, INC., 5274 MERRICK ROAD, MASSAPEQUA, NY (https://www.google.com/maps/place/5274%20MERRICK%20ROAD,MASSAPEQUA,NY)	Graph	1	\$30,000.00	\$30,000.00	\$30,000.00	\$30,000.00
Totals	Graph	2	\$64,680.80	\$30,000.00	\$30,000.00	\$99,361.60

Employer Name/Worksite Address	Graph	Count	Mean Wage	Median Wage	Lowest Wage	Highest Wage
L. I. CHAMPION'S TAE KWON DO, INC., 5274 MERRICK ROAD, MASSAPEQUA, NY (https://www.google.com/maps/place/5274%20MERRICK%20ROAD,MASSAPEQUA,NY)	Graph	2	\$64,680.80	\$30,000.00	\$30,000.00	\$99,361.60
Totals	Graph	2	\$64,680.80	\$30,000.00	\$30,000.00	\$99,361.60

Latitude: 40.666866 Longitude: -73.486945

Employer Name/Worksite Address	Graph	Count	Mean Wage	Median Wage	Lowest Wage	Highest Wage
JOSEPH SCARPA CPA PC, 2234 JACKSON AVENUE, SUITE 203, SEAFORD, NY (https://www.google.com/maps/place/2234%20JACKSON%20AVENUE,%20SUITE%20203,SEAFORD,NY)	Graph	2	\$57,200.00	\$57,200.00	\$57,200.00	\$57,200.00
Totals	Graph	2	\$57,200.00	\$57,200.00	\$57,200.00	\$57,200.00

Employer Name/Worksite Address	Graph	Count	Mean Wage	Median Wage	Lowest Wage	Highest Wage
JOSEPH SCARPA CPA PC, 2234 JACKSON AVENUE, SUITE 203, SEAFORD, NY (https://www.google.com/maps/place/2234%20JACKSON%20AVENUE,%20SUITE%20203,SEAFORD,NY)	Graph	2	\$57,200.00	\$57,200.00	\$57,200.00	\$57,200.00
Totals	Graph	2	\$57,200.00	\$57,200.00	\$57,200.00	\$57,200.00

Latitude: 40.66696 Longitude: -73.775757

Employer Name/Worksite Address	Graph	Count	Mean Wage	Median Wage	Lowest Wage	Highest Wage
--------------------------------	-------	-------	-----------	-------------	-------------	--------------

Employer Name/Worksite Address	Graph	Count	Mean Wage	Median Wage	Lowest Wage	Highest Wage
BDO USA, LLP, 168-18 SOUTH CONDUIT AVENUE, SPRINGFIELD GARDENS, NY (https://www.google.com/maps/place/168-18%20SOUTH%20CONDUIT%20AVENUE,SPRINGFIELD%20GARDENS,NY)	Graph	1	\$129,000.00	\$129,000.00	\$129,000.00	\$129,000.00
Totals	Graph	1	\$129,000.00	\$129,000.00	\$129,000.00	\$129,000.00

Latitude: 40.667065 Longitude: -73.854527

Employer Name/Employer Address	Graph	Count	Mean Wage	Median Wage	Lowest Wage	Highest Wage
JDD IT CONSULTING SERVICES, INC, 151-08 80TH STREET, HOWARD BEACH, NY (https://www.google.com/maps/place/151-08%2080TH%20STREET,HOWARD%20BEACH,NY)	Graph	1	\$62,400.00	\$62,400.00	\$62,400.00	\$62,400.00
Totals	Graph	1	\$62,400.00	\$62,400.00	\$62,400.00	\$62,400.00

Employer Name/Worksite Address	Graph	Count	Mean Wage	Median Wage	Lowest Wage	Highest Wage
JDD IT CONSULTING SERVICES, INC, 151-08 80TH STREET, HOWARD BEACH, NY (https://www.google.com/maps/place/151-08%2080TH%20STREET,HOWARD%20BEACH,NY)	Graph	1	\$62,400.00	\$62,400.00	\$62,400.00	\$62,400.00
Totals	Graph	1	\$62,400.00	\$62,400.00	\$62,400.00	\$62,400.00

Latitude: 40.667196 Longitude: -73.952221

Employer Name/Employer Address	Graph	Count	Mean Wage	Median Wage	Lowest Wage	Highest Wage
FITROOM DBA GOFIND, 1150 CARROL STREET, BROOKLYN, NY (https://www.google.com/maps/place/1150%20CARROL%20STREET,BROOKLYN,NY)	Graph	1	\$75,000.00	\$75,000.00	\$75,000.00	\$75,000.00
Totals	Graph	1	\$75,000.00	\$75,000.00	\$75,000.00	\$75,000.00

Employer Name/Worksite Address	Graph	Count	Mean Wage	Median Wage	Lowest Wage	Highest Wage
FITROOM DBA GOFIND, 1150 CARROL STREET, BROOKLYN, NY (https://www.google.com/maps/place/1150%20CARROL%20STREET,BROOKLYN,NY)	Graph	1	\$75,000.00	\$75,000.00	\$75,000.00	\$75,000.00
Totals	Graph	1	\$75,000.00	\$75,000.00	\$75,000.00	\$75,000.00

Latitude: 40.667226 Longitude: -73.855623

Employer Name/Worksite Address	Graph	Count	Mean Wage	Median Wage	Lowest Wage	Highest Wage
PRIME HEALTHCARE SERVICES INC., 8610 151ST AVE., HOWARD BEACH, NY (https://www.google.com/maps/place/8610%20151ST%20AVE.,HOWARD%20BEACH,NY)	Graph	1	\$66,560.00	\$66,560.00	\$66,560.00	\$66,560.00
Totals	Graph	1	\$66,560.00	\$66,560.00	\$66,560.00	\$66,560.00

Latitude: 40.667327 Longitude: -73.910203

Employer Name/Employer Address	Graph	Count	Mean Wage	Median Wage	Lowest Wage	Highest Wage
JANNAT ROCKWAY LLC, 524 ROCKAWAY AVENUE, BROOKLYN, NY (https://www.google.com/maps/place/524%20ROCKAWAY%20AVENUE,BROOKLYN,NY)	Graph	1	\$52,900.00	\$52,900.00	\$52,900.00	\$52,900.00
Totals	Graph	1	\$52,900.00	\$52,900.00	\$52,900.00	\$52,900.00

Employer Name/Worksite Address	Graph	Count	Mean Wage	Median Wage	Lowest Wage	Highest Wage
JANNAT ROCKWAY LLC, 524 ROCKAWAY AVENUE, BROOKLYN, NY (https://www.google.com/maps/place/524%20ROCKAWAY%20AVENUE,BROOKLYN,NY)	Graph	1	\$52,900.00	\$52,900.00	\$52,900.00	\$52,900.00

Employer Name/Worksite Address	Graph	Count	Mean Wage	Median Wage	Lowest Wage	Highest Wage
Totals	Graph	1	\$52,900.00	\$52,900.00	\$52,900.00	\$52,900.00

Latitude: 40.667927 Longitude: -73.860926

Employer Name/Worksite Address	Graph	Count	Mean Wage	Median Wage	Lowest Wage	Highest Wage
LINDENWOOD RX CENTER, INC., 1380 LORING AVENUE, BROOKLYN, NY (https://www.google.com/maps/place/1380%20LORING%20AVENUE,BROOKLYN,NY)	Graph	1	\$64,813.00	\$64,813.00	\$64,813.00	\$64,813.00
Totals	Graph	1	\$64,813.00	\$64,813.00	\$64,813.00	\$64,813.00

Employer Name/Worksite Address	Graph	Count	Mean Wage	Median Wage	Lowest Wage	Highest Wage
LINDENWOOD RX CENTER, INC., 1380 LORING AVENUE, BROOKLYN, NY (https://www.google.com/maps/place/1380%20LORING%20AVENUE,BROOKLYN,NY)	Graph	1	\$64,813.00	\$64,813.00	\$64,813.00	\$64,813.00
Totals	Graph	1	\$64,813.00	\$64,813.00	\$64,813.00	\$64,813.00

Latitude: 40.668175 Longitude: -73.984393

Employer Name/Worksite Address	Graph	Count	Mean Wage	Median Wage	Lowest Wage	Highest Wage
N.Y. TOTAL MEDICAL CARE, P.C., 362 9TH ST, BROOKLYN, NY (https://www.google.com/maps/place/362%209TH%20ST,BROOKLYN,NY)	Graph	1	\$70,000.00	\$70,000.00	\$70,000.00	\$70,000.00
Totals	Graph	1	\$70,000.00	\$70,000.00	\$70,000.00	\$70,000.00

Employer Name/Worksite Address	Graph	Count	Mean Wage	Median Wage	Lowest Wage	Highest Wage
N.Y. TOTAL MEDICAL CARE, P.C., 362 9TH ST, BROOKLYN, NY (https://www.google.com/maps/place/362%209TH%20ST,BROOKLYN,NY)	Graph	1	\$70,000.00	\$70,000.00	\$70,000.00	\$70,000.00
Totals	Graph	1	\$70,000.00	\$70,000.00	\$70,000.00	\$70,000.00

Latitude: 40.668184 Longitude: -73.84933

Employer Name/Worksite Address	Graph	Count	Mean Wage	Median Wage	Lowest Wage	Highest Wage
A TO Z PHYSICAL THERAPY PC, 86-10 151 AVE., HOWARD BEACH, NY (https://www.google.com/maps/place/86-10%20151%20AVE.,HOWARD%20BEACH,NY)	Graph	2	\$57,105.00	\$47,650.00	\$47,650.00	\$66,560.00
Totals	Graph	2	\$57,105.00	\$47,650.00	\$47,650.00	\$66,560.00

Employer Name/Worksite Address	Graph	Count	Mean Wage	Median Wage	Lowest Wage	Highest Wage
A TO Z PHYSICAL THERAPY PC, 86-10 151 AVE., HOWARD BEACH, NY (https://www.google.com/maps/place/86-10%20151%20AVE.,HOWARD%20BEACH,NY)	Graph	2	\$57,105.00	\$47,650.00	\$47,650.00	\$66,560.00
Totals	Graph	2	\$57,105.00	\$47,650.00	\$47,650.00	\$66,560.00

Latitude: 40.668194 Longitude: -73.98111

Employer Name/Worksite Address	Graph	Count	Mean Wage	Median Wage	Lowest Wage	Highest Wage
PARK SLOPE ANESTHESIA ASSOCIATES, P.C., 506 6TH STREET, BROOKLYN, NY (https://www.google.com/maps/place/506%206TH%20STREET,BROOKLYN,NY)	Graph	2	\$260,000.00	\$220,000.00	\$220,000.00	\$300,000.00
Totals	Graph	2	\$260,000.00	\$220,000.00	\$220,000.00	\$300,000.00

Latitude: 40.668475 Longitude: -73.979744

Employer Name/Employer Address	Graph	Count	Mean Wage	Median Wage	Lowest Wage	Highest Wage
NYMHB FERTILITY SERVICES PC, 506 SIXTH STREET, BROOKLYN, NY (https://www.google.com/maps/place/506%20SIXTH%20STREET,BROOKLYN,NY)	Graph	1	\$40,000.00	\$40,000.00	\$40,000.00	\$40,000.00
PARK SLOPE ANESTHESIA ASSOCIATES, PC, 506 6TH ST, BROOKLYN, NY (https://www.google.com/maps/place/506%206TH%20ST,BROOKLYN,NY)	Graph	1	\$250,000.00	\$250,000.00	\$250,000.00	\$250,000.00
NEW YORK METHODIST HOSPITAL, 506 SIXTH STREET, BROOKLYN, NY (https://www.google.com/maps/place/506%20SIXTH%20STREET,BROOKLYN,NY)	Graph	2	\$175,000.00	\$150,000.00	\$150,000.00	\$200,000.00
PARK SLOPE ANESTHESIA ASSOCIATES, P.C., 506 6TH STREET, BROOKLYN, NY (https://www.google.com/maps/place/506%206TH%20STREET,BROOKLYN,NY)	Graph	2	\$260,000.00	\$220,000.00	\$220,000.00	\$300,000.00
NEWYORK-PRESBYTERIAN BROOKLYN METHODIST HOSPITAL, 506 SIXTH STREET, BROOKLYN, NY (https://www.google.com/maps/place/506%20SIXTH%20STREET,BROOKLYN,NY)	Graph	3	\$76,666.67	\$40,000.00	\$40,000.00	\$150,000.00
Totals	Graph	9	\$154,444.44	\$150,000.00	\$40,000.00	\$300,000.00

Employer Name/Worksite Address	Graph	Count	Mean Wage	Median Wage	Lowest Wage	Highest Wage
METRO ATHLETIC MEDICINE AND FITNESS P.C., 506 6TH STREET, BROOKLYN, NY (https://www.google.com/maps/place/506%206TH%20STREET,BROOKLYN,NY)	Graph	1	\$72,000.00	\$72,000.00	\$72,000.00	\$72,000.00
PARK SLOPE ANESTHESIA ASSOCIATES, PC, 506 6TH ST, BROOKLYN, NY (https://www.google.com/maps/place/506%206TH%20ST,BROOKLYN,NY)	Graph	1	\$250,000.00	\$250,000.00	\$250,000.00	\$250,000.00
STATE UNIVERSITY OF NEW YORK DOWNSTATE MEDICAL CENTER, 506 6TH ST., BROOKLYN, NY (https://www.google.com/maps/place/506%206TH%20ST.,BROOKLYN,NY)	Graph	1	\$51,473.00	\$51,473.00	\$51,473.00	\$51,473.00
NEW YORK METHODIST HOSPITAL, 506 SIXTH STREET, BROOKLYN, NY (https://www.google.com/maps/place/506%20SIXTH%20STREET,BROOKLYN,NY)	Graph	3	\$93,333.33	\$40,000.00	\$40,000.00	\$200,000.00
Totals	Graph	6	\$108,912.17	\$51,473.00	\$40,000.00	\$250,000.00

Latitude: 40.668498 Longitude: -73.901545

Employer Name/Employer Address	Graph	Count	Mean Wage	Median Wage	Lowest Wage	Highest Wage
LEO INTERNATIONAL, INC, 471 SUTTER AVENUE, BROOKLYN, NY (https://www.google.com/maps/place/471%20SUTTER%20AVENUE,BROOKLYN,NY)	Graph	1	\$109,242.00	\$109,242.00	\$109,242.00	\$109,242.00
Totals	Graph	1	\$109,242.00	\$109,242.00	\$109,242.00	\$109,242.00

Employer Name/Worksite Address	Graph	Count	Mean Wage	Median Wage	Lowest Wage	Highest Wage
LEO INTERNATIONAL, INC, 471 SUTTER AVENUE, BROOKLYN, NY (https://www.google.com/maps/place/471%20SUTTER%20AVENUE,BROOKLYN,NY)	Graph	1	\$109,242.00	\$109,242.00	\$109,242.00	\$109,242.00
Totals	Graph	1	\$109,242.00	\$109,242.00	\$109,242.00	\$109,242.00

Latitude: 40.668727 Longitude: -73.713596

Employer Name/Worksite Address	Graph	Count	Mean Wage	Median Wage	Lowest Wage	Highest Wage
500 W. MERRICK REALTY, LLC, 550 W. MERRICK ROAD, VALLEY STREAM, NY (https://www.google.com/maps/place/550%20W.%20MERRICK%20ROAD,VALLEY%20STREAM,NY)	Graph	1	\$54,579.20	\$54,579.20	\$54,579.20	\$54,579.20
Totals	Graph	1	\$54,579.20	\$54,579.20	\$54,579.20	\$54,579.20

Latitude: 40.668984 Longitude: -73.899871

Employer Name/Employer Address	Graph	Count	Mean Wage	Median Wage	Lowest Wage	Highest Wage
--------------------------------	-------	-------	-----------	-------------	-------------	--------------

Employer Name/Employer Address	Graph	Count	Mean Wage	Median Wage	Lowest Wage	Highest Wage
VALJATO ENGINEERING P.C., 249 HINSDALE STREET, BROOKLYN, NY (https://www.google.com/maps/place/249%20HINSDALE%20STREET,BROOKLYN,NY)	Graph	1	\$70,720.00	\$70,720.00	\$70,720.00	\$70,720.00
VALJATO ENGINEERING PC, 249 HINSDALE STREET, BROOKLYN, NY (https://www.google.com/maps/place/249%20HINSDALE%20STREET,BROOKLYN,NY)	Graph	2	\$63,085.60	\$62,171.20	\$62,171.20	\$64,000.00
Totals	Graph	3	\$65,630.40	\$64,000.00	\$62,171.20	\$70,720.00

Employer Name/Worksite Address	Graph	Count	Mean Wage	Median Wage	Lowest Wage	Highest Wage
VALJATO ENGINEERING P.C., 249 HINSDALE ST., BROOKLYN, NY (https://www.google.com/maps/place/249%20HINSDALE%20ST.,BROOKLYN,NY)	Graph	1	\$70,720.00	\$70,720.00	\$70,720.00	\$70,720.00
VALJATO ENGINEERING PC, 249 HINSDALE STREET, BROOKLYN, NY (https://www.google.com/maps/place/249%20HINSDALE%20STREET,BROOKLYN,NY)	Graph	2	\$63,085.60	\$62,171.20	\$62,171.20	\$64,000.00
Totals	Graph	3	\$65,630.40	\$64,000.00	\$62,171.20	\$70,720.00

Latitude: 40.669003 Longitude: -73.939864

Employer Name/Employer Address	Graph	Count	Mean Wage	Median Wage	Lowest Wage	Highest Wage
BLACKSTONE CONTRACTORS LLC, 866 EASTERN PARKWAY 2ND FLOOR, BROOKLYN, NY (https://www.google.com/maps/place/866%20EASTERN%20PARKWAY%202ND%20FLOOR,BROOKLYN,NY)	Graph	1	\$76,398.40	\$76,398.40	\$76,398.40	\$76,398.40
Totals	Graph	1	\$76,398.40	\$76,398.40	\$76,398.40	\$76,398.40

Employer Name/Worksite Address	Graph	Count	Mean Wage	Median Wage	Lowest Wage	Highest Wage
BLACKSTONE CONTRACTORS LLC, 866 EASTERN PARKWAY 2ND FLOOR, BROOKLYN, NY (https://www.google.com/maps/place/866%20EASTERN%20PARKWAY%202ND%20FLOOR,BROOKLYN,NY)	Graph	1	\$76,398.40	\$76,398.40	\$76,398.40	\$76,398.40
Totals	Graph	1	\$76,398.40	\$76,398.40	\$76,398.40	\$76,398.40

Latitude: 40.669165 Longitude: -73.993412

Employer Name/Employer Address	Graph	Count	Mean Wage	Median Wage	Lowest Wage	Highest Wage
SWAN BRIDESMAID,INC., 126 13TH STREET, BROOKLYN, NY (https://www.google.com/maps/place/126%2013TH%20STREET,BROOKLYN,NY)	Graph	1	\$43,000.00	\$43,000.00	\$43,000.00	\$43,000.00
Totals	Graph	1	\$43,000.00	\$43,000.00	\$43,000.00	\$43,000.00

Employer Name/Worksite Address	Graph	Count	Mean Wage	Median Wage	Lowest Wage	Highest Wage
SWAN BRIDESMAID,INC., 126 13TH STREET, BROOKLYN, NY (https://www.google.com/maps/place/126%2013TH%20STREET,BROOKLYN,NY)	Graph	1	\$43,000.00	\$43,000.00	\$43,000.00	\$43,000.00
Totals	Graph	1	\$43,000.00	\$43,000.00	\$43,000.00	\$43,000.00

Latitude: 40.66978 Longitude: -73.909655

Employer Name/Employer Address	Graph	Count	Mean Wage	Median Wage	Lowest Wage	Highest Wage
JACQUES C. ANTOINE PHYSICIAN P.C., 1718 PITKIN AVENUE, BROOKLYN, NY (https://www.google.com/maps/place/1718%20PITKIN%20AVENUE,BROOKLYN,NY)	Graph	1	\$65,000.00	\$65,000.00	\$65,000.00	\$65,000.00
Totals	Graph	1	\$65,000.00	\$65,000.00	\$65,000.00	\$65,000.00

Employer Name/Worksite Address	Graph	Count	Mean Wage	Median Wage	Lowest Wage	Highest Wage
--------------------------------	-------	-------	-----------	-------------	-------------	--------------

Employer Name/Worksite Address	Graph	Count	Mean Wage	Median Wage	Lowest Wage	Highest Wage
JACQUES C. ANTOINE PHYSICIAN P.C., 1718 PITKIN AVENUE, BROOKLYN, NY (https://www.google.com/maps/place/1718%20PITKIN%20AVENUE,BROOKLYN,NY)	Graph	1	\$65,000.00	\$65,000.00	\$65,000.00	\$65,000.00
Totals	Graph	1	\$65,000.00	\$65,000.00	\$65,000.00	\$65,000.00

Latitude: 40.669869 Longitude: -73.909954

Employer Name/Worksite Address	Graph	Count	Mean Wage	Median Wage	Lowest Wage	Highest Wage
SIMS PHARMA INC, 1711 PITKIN AVENUE, BROOKLYN, NY (https://www.google.com/maps/place/1711%20PITKIN%20AVENUE,BROOKLYN,NY)	Graph	2	\$64,292.80	\$57,345.60	\$57,345.60	\$71,240.00
Totals	Graph	2	\$64,292.80	\$57,345.60	\$57,345.60	\$71,240.00

Employer Name/Worksite Address	Graph	Count	Mean Wage	Median Wage	Lowest Wage	Highest Wage
SIMS PHARMA INC, 1711 PITKIN AVENUE, BROOKLYN, NY (https://www.google.com/maps/place/1711%20PITKIN%20AVENUE,BROOKLYN,NY)	Graph	2	\$64,292.80	\$57,345.60	\$57,345.60	\$71,240.00
Totals	Graph	2	\$64,292.80	\$57,345.60	\$57,345.60	\$71,240.00

Latitude: 40.66987 Longitude: -73.750854

Employer Name/Worksite Address	Graph	Count	Mean Wage	Median Wage	Lowest Wage	Highest Wage
EPIC PHARMA LLC, 227 -15 N. CONDUIT AVE., LAURELTON, NY (https://www.google.com/maps/place/227%20-15%20N.%20CONDUIT%20AVE.,LAURELTON,NY)	Graph	4	\$52,702.25	\$51,022.00	\$51,022.00	\$55,765.00
Totals	Graph	4	\$52,702.25	\$51,022.00	\$51,022.00	\$55,765.00

Employer Name/Worksite Address	Graph	Count	Mean Wage	Median Wage	Lowest Wage	Highest Wage
KCC TRANSPORT SYSTEMS, INC., 149-40 182ND STREET, JAMAICA, NY (https://www.google.com/maps/place/149-40%20182ND%20STREET,JAMAICA,NY)	Graph	1	\$53,000.00	\$53,000.00	\$53,000.00	\$53,000.00
NIPPON EXPRESS USA, INC., 230-19 INTERNATIONAL AIRPORT CENTER BLVD., JAMAICA, NY (https://www.google.com/maps/place/230-19%20INTERNATIONAL%20AIRPORT%20CENTER%20BLVD.,JAMAICA,NY)	Graph	1	\$46,675.00	\$46,675.00	\$46,675.00	\$46,675.00
EPIC PHARMA LLC, 227 -15 N. CONDUIT AVE., LAURELTON, NY (https://www.google.com/maps/place/227%20-15%20N.%20CONDUIT%20AVE.,LAURELTON,NY)	Graph	2	\$52,011.00	\$51,022.00	\$51,022.00	\$53,000.00
Totals	Graph	4	\$50,924.25	\$51,022.00	\$46,675.00	\$53,000.00

Latitude: 40.670329 Longitude: -73.536933

Employer Name/Worksite Address	Graph	Count	Mean Wage	Median Wage	Lowest Wage	Highest Wage
REIDMAN ASSOCIATES INC., 2455 WILSON AVENUE, BELLMORE, NY (https://www.google.com/maps/place/2455%20WILSON%20AVENUE,BELLMORE,NY)	Graph	1	\$76,086.00	\$76,086.00	\$76,086.00	\$76,086.00
Totals	Graph	1	\$76,086.00	\$76,086.00	\$76,086.00	\$76,086.00

Employer Name/Worksite Address	Graph	Count	Mean Wage	Median Wage	Lowest Wage	Highest Wage
REIDMAN ASSOCIATES INC., 2455 WILSON AVENUE, BELLMORE, NY (https://www.google.com/maps/place/2455%20WILSON%20AVENUE,BELLMORE,NY)	Graph	1	\$76,086.00	\$76,086.00	\$76,086.00	\$76,086.00
Totals	Graph	1	\$76,086.00	\$76,086.00	\$76,086.00	\$76,086.00

Latitude: 40.670748 Longitude: -73.911081

Employer Name/Employer Address	Graph	Count	Mean Wage	Median Wage	Lowest Wage	Highest Wage
POWER OF TWO - FUND FOR THE CITY OF NEW YORK, 400 ROCKAWAY AVENUE, BROOKLYN, NY (https://www.google.com/maps/place/400%20ROCKAWAY%20AVENUE,BROOKLYN,NY)	Graph	1	\$43,000.00	\$43,000.00	\$43,000.00	\$43,000.00
Totals	Graph	1	\$43,000.00	\$43,000.00	\$43,000.00	\$43,000.00

Employer Name/Worksite Address	Graph	Count	Mean Wage	Median Wage	Lowest Wage	Highest Wage
POWER OF TWO - FUND FOR THE CITY OF NEW YORK, 400 ROCKAWAY AVENUE, BROOKLYN, NY (https://www.google.com/maps/place/400%20ROCKAWAY%20AVENUE,BROOKLYN,NY)	Graph	1	\$43,000.00	\$43,000.00	\$43,000.00	\$43,000.00
Totals	Graph	1	\$43,000.00	\$43,000.00	\$43,000.00	\$43,000.00

Latitude: 40.670757 Longitude: -73.894211

Employer Name/Worksite Address	Graph	Count	Mean Wage	Median Wage	Lowest Wage
ACHIEVEMENT FIRST BROOKLYN CHARTER SCHOOLS, ACHIEVEMENT FIRST APOLLO MIDDLE SCHOOL, BROOKLYN, NY (https://www.google.com/maps/place/ACHIEVEMENT%20FIRST%20APOLLO%20MIDDLE%20SCHOOL,BROOKLYN,NY)	Graph	1	\$52,957.00	\$52,957.00	\$52,957.00
YOTTA SYSTEMS, INC., 40 NORTH PEARL STREET, ALBANY, NY (https://www.google.com/maps/place/40%20NORTH%20PEARL%20STREET,ALBANY,NY)	Graph	1	\$70,500.00	\$70,500.00	\$70,500.00
Totals	Graph	2	\$61,728.50	\$52,957.00	\$52,957.00

Latitude: 40.67108 Longitude: -73.936342

Employer Name/Worksite Address	Graph	Count	Mean Wage	Median Wage	Lowest Wage	Highest Wage
INTERFAITH MEDICAL CENTER, INTERFAITH MEDICAL CENTER, BROOKLYN, NY (https://www.google.com/maps/place/INTERFAITH%20MEDICAL%20CENTER,BROOKLYN,NY)	Graph	2	\$71,941.50	\$70,830.00	\$70,830.00	\$73,053.00
Totals	Graph	2	\$71,941.50	\$70,830.00	\$70,830.00	\$73,053.00

Latitude: 40.671486 Longitude: -73.972117

Employer Name/Employer Address	Graph	Count	Mean Wage	Median Wage	Lowest Wage	Highest Wage
MDA DESIGN GROUP ARCHITECTS & PLANNERS, 874 CARROLL STREET, BROOKLYN, NY (https://www.google.com/maps/place/874%20CARROLL%20STREET,BROOKLYN,NY)	Graph	1	\$50,000.00	\$50,000.00	\$50,000.00	\$50,000.00
Totals	Graph	1	\$50,000.00	\$50,000.00	\$50,000.00	\$50,000.00

Employer Name/Worksite Address	Graph	Count	Mean Wage	Median Wage	Lowest Wage	Highest Wage
MDA DESIGN GROUP ARCHITECTS & PLANNERS, 874 CARROLL STREET, BROOKLYN, NY (https://www.google.com/maps/place/874%20CARROLL%20STREET,BROOKLYN,NY)	Graph	1	\$50,000.00	\$50,000.00	\$50,000.00	\$50,000.00
Totals	Graph	1	\$50,000.00	\$50,000.00	\$50,000.00	\$50,000.00

Latitude: 40.671742 Longitude: -74.00031

Employer Name/Employer Address	Graph	Count	Mean Wage	Median Wage	Lowest Wage	Highest Wage
CARON CALLAHAN, 248 CREAMER STREET, BROOKLYN, NY (https://www.google.com/maps/place/248%20CREAMER%20STREET,BROOKLYN,NY)	Graph	1	\$40,000.00	\$40,000.00	\$40,000.00	\$40,000.00
Totals	Graph	1	\$40,000.00	\$40,000.00	\$40,000.00	\$40,000.00

Employer Name/Worksite Address	Graph	Count	Mean Wage	Median Wage	Lowest Wage	Highest Wage
CARON CALLAHAN, 248 CREAMER STREET, BROOKLYN, NY (https://www.google.com/maps/place/248%20CREAMER%20STREET,BROOKLYN,NY)	Graph	1	\$40,000.00	\$40,000.00	\$40,000.00	\$40,000.00
Totals	Graph	1	\$40,000.00	\$40,000.00	\$40,000.00	\$40,000.00

Latitude: 40.671972 Longitude: -73.708882

Employer Name/Employer Address	Graph	Count	Mean Wage	Median Wage	Lowest Wage	Highest Wage
BRILLIANT GROUP LOGISTICS CORP., 159 N. CENTRAL AVENUE, VALLEY STREAM, NY (https://www.google.com/maps/place/159%20N.%20CENTRAL%20AVENUE,VALLEY%20STREAM,NY)	Graph	2	\$47,500.00	\$38,000.00	\$38,000.00	\$57,000.00
Totals	Graph	2	\$47,500.00	\$38,000.00	\$38,000.00	\$57,000.00

Employer Name/Worksite Address	Graph	Count	Mean Wage	Median Wage	Lowest Wage	Highest Wage
BRILLIANT GROUP LOGISTICS CORP., 159 N. CENTRAL AVENUE, VALLEY STREAM, NY (https://www.google.com/maps/place/159%20N.%20CENTRAL%20AVENUE,VALLEY%20STREAM,NY)	Graph	2	\$47,500.00	\$38,000.00	\$38,000.00	\$57,000.00
Totals	Graph	2	\$47,500.00	\$38,000.00	\$38,000.00	\$57,000.00

Latitude: 40.672291 Longitude: -73.978595

Employer Name/Worksite Address	Graph	Count	Mean Wage	Median Wage	Lowest Wage	Highest Wage
CHAPMANCG INC., 423A 1ST STREET, BROOKLYN, NY (https://www.google.com/maps/place/423A%201ST%20STREET,BROOKLYN,NY)	Graph	1	\$80,000.00	\$80,000.00	\$80,000.00	\$80,000.00
Totals	Graph	1	\$80,000.00	\$80,000.00	\$80,000.00	\$80,000.00

Latitude: 40.672329 Longitude: -73.974767

Employer Name/Employer Address	Graph	Count	Mean Wage	Median Wage	Lowest Wage	Highest Wage
LOWELL DARRAGH PRODUCTIONS INC, 19 FISKE PL, BROOKLYN, NY (https://www.google.com/maps/place/19%20FISKE%20PL,BROOKLYN,NY)	Graph	1	\$72,800.00	\$72,800.00	\$72,800.00	\$72,800.00
Totals	Graph	1	\$72,800.00	\$72,800.00	\$72,800.00	\$72,800.00

Employer Name/Worksite Address	Graph	Count	Mean Wage	Median Wage	Lowest Wage	Highest Wage
LOWELL DARRAGH PRODUCTIONS INC, 19 FISKE PL, BROOKLYN, NY (https://www.google.com/maps/place/19%20FISKE%20PL,BROOKLYN,NY)	Graph	1	\$72,800.00	\$72,800.00	\$72,800.00	\$72,800.00
Totals	Graph	1	\$72,800.00	\$72,800.00	\$72,800.00	\$72,800.00

Latitude: 40.672353 Longitude: -73.989511

Employer Name/Employer Address	Graph	Count	Mean Wage	Median Wage	Lowest Wage	Highest Wage
SUPERLEAF LLC, 212 7TH STREET, BROOKLYN, NY (https://www.google.com/maps/place/212%207TH%20STREET,BROOKLYN,NY)	Graph	1	\$60,000.00	\$60,000.00	\$60,000.00	\$60,000.00
Totals	Graph	1	\$60,000.00	\$60,000.00	\$60,000.00	\$60,000.00

Employer Name/Worksite Address	Graph	Count	Mean Wage	Median Wage	Lowest Wage	Highest Wage
SUPERLEAF LLC, 212 7TH STREET, BROOKLYN, NY (https://www.google.com/maps/place/212%207TH%20STREET,BROOKLYN,NY)	Graph	1	\$60,000.00	\$60,000.00	\$60,000.00	\$60,000.00

Employer Name/Worksite Address	Graph	Count	Mean Wage	Median Wage	Lowest Wage	Highest Wage
Totals	Graph	1	\$60,000.00	\$60,000.00	\$60,000.00	\$60,000.00

Latitude: 40.672378 Longitude: -73.964546

Employer Name/Worksite Address	Graph	Count	Mean Wage	Median Wage	Lowest Wage	Highest Wage
COLLEGE PREP 360, LLC, 135 EASTERN PARKWAY, #7E, BROOKLYN, NY (https://www.google.com/maps/place/135%20EASTERN%20PARKWAY,%20#7E,BROOKLYN,NY)	Graph	1	\$45,000.00	\$45,000.00	\$45,000.00	\$45,000.00
Totals	Graph	1	\$45,000.00	\$45,000.00	\$45,000.00	\$45,000.00

Employer Name/Worksite Address	Graph	Count	Mean Wage	Median Wage	Lowest Wage	Highest Wage
COLLEGE PREP 360, LLC, 135 EASTERN PARKWAY, #7E, BROOKLYN, NY (https://www.google.com/maps/place/135%20EASTERN%20PARKWAY,%20#7E,BROOKLYN,NY)	Graph	1	\$45,000.00	\$45,000.00	\$45,000.00	\$45,000.00
Totals	Graph	1	\$45,000.00	\$45,000.00	\$45,000.00	\$45,000.00

Latitude: 40.672408 Longitude: -73.99107

Employer Name/Worksite Address	Graph	Count	Mean Wage	Median Wage	Lowest Wage	Highest Wage
INAMOTO LLC, 117 8TH STREET, BROOKLYN, NY (https://www.google.com/maps/place/117%208TH%20STREET,BROOKLYN,NY)	Graph	1	\$116,272.00	\$116,272.00	\$116,272.00	\$116,272.00
Totals	Graph	1	\$116,272.00	\$116,272.00	\$116,272.00	\$116,272.00

Employer Name/Worksite Address	Graph	Count	Mean Wage	Median Wage	Lowest Wage	Highest Wage
IPERLANE INC, 117 8TH STREET, BROOKLYN, NY (https://www.google.com/maps/place/117%208TH%20STREET,BROOKLYN,NY)	Graph	3	\$125,424.00	\$130,000.00	\$116,272.00	\$130,000.00
Totals	Graph	3	\$125,424.00	\$130,000.00	\$116,272.00	\$130,000.00

Latitude: 40.672538 Longitude: -73.970533

Employer Name/Worksite Address	Graph	Count	Mean Wage	Median Wage	Lowest Wage	Highest Wage
GRANDISON MANAGEMENT, INC., 1 PROSPECT PARK WEST, BROOKLYN, NY (https://www.google.com/maps/place/1%20PROSPECT%20PARK%20WEST,BROOKLYN,NY)	Graph	10	\$65,748.80	\$65,748.80	\$65,748.80	\$65,748.80
Totals	Graph	10	\$65,748.80	\$65,748.80	\$65,748.80	\$65,748.80

Latitude: 40.672658 Longitude: -73.936976

Employer Name/Worksite Address	Graph	Count	Mean Wage	Median Wage	Lowest Wage	Highest Wage
THE EXECU-SEARCH GROUP LLC, 1224 PARK PLACE, BROOKLYN, NY (https://www.google.com/maps/place/1224%20PARK%20PLACE,BROOKLYN,NY)	Graph	1	\$86,153.60	\$86,153.60	\$86,153.60	\$86,153.60
Totals	Graph	1	\$86,153.60	\$86,153.60	\$86,153.60	\$86,153.60

Latitude: 40.6729 Longitude: -73.990338

Employer Name/Worksite Address	Graph	Count	Mean Wage	Median Wage	Lowest Wage	Highest Wage
EVS MANAGEMENT, INC., 185 7TH STREET, BROOKLYN, NY (https://www.google.com/maps/place/185%207TH%20STREET,BROOKLYN,NY)	Graph	1	\$65,000.00	\$65,000.00	\$65,000.00	\$65,000.00

Employer Name/Employer Address	Graph	Count	Mean Wage	Median Wage	Lowest Wage	Highest Wage
Totals	Graph	1	\$65,000.00	\$65,000.00	\$65,000.00	\$65,000.00

Employer Name/Worksite Address	Graph	Count	Mean Wage	Median Wage	Lowest Wage	Highest Wage
EVS MANAGEMENT, INC., 185 7TH STREET, BROOKLYN, NY (https://www.google.com/maps/place/185%207TH%20STREET,BROOKLYN,NY)	Graph	1	\$65,000.00	\$65,000.00	\$65,000.00	\$65,000.00
Totals	Graph	1	\$65,000.00	\$65,000.00	\$65,000.00	\$65,000.00

Latitude: 40.67296 Longitude: -73.990763

Employer Name/Worksite Address	Graph	Count	Mean Wage	Median Wage	Lowest Wage	Highest Wage
BEST MADE RESOURCES LLC, 168 7TH STREET, SUITE 3B, BROOKLYN, NY (https://www.google.com/maps/place/168%207TH%20STREET,%20SUITE%203B,BROOKLYN,NY)	Graph	1	\$77,500.00	\$77,500.00	\$77,500.00	\$77,500.00
Totals	Graph	1	\$77,500.00	\$77,500.00	\$77,500.00	\$77,500.00

Latitude: 40.673369 Longitude: -73.994845

Employer Name/Employer Address	Graph	Count	Mean Wage	Median Wage	Lowest Wage	Highest Wage
LOCAL OFFICE LANDSCAPE AND URBAN DESIGN, LLC, 61 9TH STREET, BROOKLYN, NY (https://www.google.com/maps/place/61%209TH%20STREET,BROOKLYN,NY)	Graph	1	\$66,165.00	\$66,165.00	\$66,165.00	\$66,165.00
MAVEN COLLECTIVE LLC, 61 9TH STREET, BROOKLYN, NY (https://www.google.com/maps/place/61%209TH%20STREET,BROOKLYN,NY)	Graph	1	\$104,000.00	\$104,000.00	\$104,000.00	\$104,000.00
Totals	Graph	2	\$85,082.50	\$66,165.00	\$66,165.00	\$104,000.00

Employer Name/Worksite Address	Graph	Count	Mean Wage	Median Wage	Lowest Wage	Highest Wage
LOCAL OFFICE LANDSCAPE AND URBAN DESIGN, LLC, 61 9TH STREET, BROOKLYN, NY (https://www.google.com/maps/place/61%209TH%20STREET,BROOKLYN,NY)	Graph	2	\$85,082.50	\$66,165.00	\$66,165.00	\$104,000.00
Totals	Graph	2	\$85,082.50	\$66,165.00	\$66,165.00	\$104,000.00

Latitude: 40.67369 Longitude: -74.009941

Employer Name/Employer Address	Graph	Count	Mean Wage	Median Wage	Lowest Wage	Highest Wage
FUTURE GREEN DESIGN CORP., 18 BAY STREET, BROOKLYN, NY (https://www.google.com/maps/place/18%20BAY%20STREET,BROOKLYN,NY)	Graph	2	\$38,896.00	\$38,896.00	\$38,896.00	\$38,896.00
Totals	Graph	2	\$38,896.00	\$38,896.00	\$38,896.00	\$38,896.00

Employer Name/Worksite Address	Graph	Count	Mean Wage	Median Wage	Lowest Wage	Highest Wage
FUTURE GREEN DESIGN CORP., 18 BAY STREET, BROOKLYN, NY (https://www.google.com/maps/place/18%20BAY%20STREET,BROOKLYN,NY)	Graph	2	\$38,896.00	\$38,896.00	\$38,896.00	\$38,896.00
Totals	Graph	2	\$38,896.00	\$38,896.00	\$38,896.00	\$38,896.00

Latitude: 40.673915 Longitude: -73.956726

Employer Name/Employer Address	Graph	Count	Mean Wage	Median Wage	Lowest Wage	Highest Wage
ELECTRIC ANVIL TATTOO, INC, 721 FRANKLIN AVENUE, BROOKLYN, NY (https://www.google.com/maps/place/721%20FRANKLIN%20AVENUE,BROOKLYN,NY)	Graph	2	\$67,600.00	\$64,480.00	\$64,480.00	\$70,720.00

Employer Name/Employer Address	Graph	Count	Mean Wage	Median Wage	Lowest Wage	Highest Wage
Totals	Graph	2	\$67,600.00	\$64,480.00	\$64,480.00	\$70,720.00

Employer Name/Worksite Address	Graph	Count	Mean Wage	Median Wage	Lowest Wage	Highest Wage
ELECTRIC ANVIL TATTOO, INC, 721 FRANKLIN AVE, BROOKLYN, NY (https://www.google.com/maps/place/721%20FRANKLIN%20AVE,BROOKLYN,NY)	Graph	1	\$64,480.00	\$64,480.00	\$64,480.00	\$64,480.00
ELECTRIC ANVIL TATTOO, INC, 721 FRANKLIN AVENUE, BROOKLYN, NY (https://www.google.com/maps/place/721%20FRANKLIN%20AVENUE,BROOKLYN,NY)	Graph	1	\$70,720.00	\$70,720.00	\$70,720.00	\$70,720.00
Totals	Graph	2	\$67,600.00	\$64,480.00	\$64,480.00	\$70,720.00

Latitude: 40.673966 Longitude: -74.01138

Employer Name/Employer Address	Graph	Count	Mean Wage	Median Wage	Lowest Wage	Highest Wage
DARK GREEN INC., 177 DWIGHT ST., BROOKLYN, NY (https://www.google.com/maps/place/177%20DWIGHT%20ST.,BROOKLYN,NY)	Graph	1	\$40,000.00	\$40,000.00	\$40,000.00	\$40,000.00
SAIPUA, 177 DWIGHT STREET, BROOKLYN, NY (https://www.google.com/maps/place/177%20DWIGHT%20STREET,BROOKLYN,NY)	Graph	1	\$50,000.00	\$50,000.00	\$50,000.00	\$50,000.00
Totals	Graph	2	\$45,000.00	\$40,000.00	\$40,000.00	\$50,000.00

Employer Name/Worksite Address	Graph	Count	Mean Wage	Median Wage	Lowest Wage	Highest Wage
SAIPUA, 177 DWIGHT STREET, BROOKLYN, NY (https://www.google.com/maps/place/177%20DWIGHT%20STREET,BROOKLYN,NY)	Graph	1	\$50,000.00	\$50,000.00	\$50,000.00	\$50,000.00
Totals	Graph	1	\$50,000.00	\$50,000.00	\$50,000.00	\$50,000.00

Latitude: 40.674348 Longitude: -73.953673

Employer Name/Employer Address	Graph	Count	Mean Wage	Median Wage	Lowest Wage	Highest Wage
HANDS OF HOPE PT PC, 1423 BEDFORD AVENUE, BROOKLYN, NY (https://www.google.com/maps/place/1423%20BEDFORD%20AVENUE,BROOKLYN,NY)	Graph	2	\$41,080.00	\$41,080.00	\$41,080.00	\$41,080.00
MANHATTAN'S HANDS OF HOPE PT PC, 1423 BEDFORD AVENUE, BROOKLYN, NY (https://www.google.com/maps/place/1423%20BEDFORD%20AVENUE,BROOKLYN,NY)	Graph	2	\$60,000.00	\$60,000.00	\$60,000.00	\$60,000.00
Totals	Graph	4	\$50,540.00	\$41,080.00	\$41,080.00	\$60,000.00

Employer Name/Worksite Address	Graph	Count	Mean Wage	Median Wage	Lowest Wage	Highest Wage
MANHATTAN'S HANDS OF HOPE PT PC, 1423 BEDFORD AVENUE, BROOKLYN, NY (https://www.google.com/maps/place/1423%20BEDFORD%20AVENUE,BROOKLYN,NY)	Graph	4	\$50,540.00	\$41,080.00	\$41,080.00	\$60,000.00
Totals	Graph	4	\$50,540.00	\$41,080.00	\$41,080.00	\$60,000.00

Latitude: 40.67444 Longitude: -73.732632

Employer Name/Employer Address	Graph	Count	Mean Wage	Median Wage	Lowest Wage	Highest Wage
CTS GLOBAL LOGISTICS (GEORGIA) LTD., 133-33 BROOKVILLE BLVD, ROSEDALE, NY (https://www.google.com/maps/place/133-33%20BROOKVILLE%20BLVD,ROSEDALE,NY)	Graph	1	\$53,060.80	\$53,060.80	\$53,060.80	\$53,060.80
OEC FREIGHT (NY) INC., 133-33 BROOKVILLE BLVD, ROSEDALE, NY (https://www.google.com/maps/place/133-33%20BROOKVILLE%20BLVD,ROSEDALE,NY)	Graph	8	\$61,781.83	\$52,748.80	\$46,675.00	\$95,514.00
Totals	Graph	9	\$60,812.82	\$53,060.80	\$46,675.00	\$95,514.00

Employer Name/Worksite Address	Graph	Count	Mean Wage	Median Wage	Lowest Wage	Highest Wage
OEC FREIGHT (NY) INC., 133-33 BROOKVILLE BLVD, ROSEDALE, NY (https://www.google.com/maps/place/133-33%20BROOKVILLE%20BLVD,ROSEDALE,NY)	Graph	9	\$60,812.82	\$53,060.80	\$46,675.00	\$95,514.00
Totals	Graph	9	\$60,812.82	\$53,060.80	\$46,675.00	\$95,514.00

Latitude: 40.674587 Longitude: -73.95444

Employer Name/Worksite Address	Graph	Count	Mean Wage	Median Wage	Lowest Wage	Highest Wage
FRIENDS OF CROWN HEIGHTS EDUCATION CENTERS INC., 671-675 PROSPECT PLACE, BROOKLYN, NY (https://www.google.com/maps/place/671-675%20PROSPECT%20PLACE,BROOKLYN,NY)	Graph	1	\$55,765.00	\$55,765.00	\$55,765.00	\$55,765.00
THE FRIENDS OF CROWN HEIGHTS EDUCATIONAL CENTERS, INC., 671-675 PROSPECT PLACE, BROOKLYN, NY (https://www.google.com/maps/place/671-675%20PROSPECT%20PLACE,BROOKLYN,NY)	Graph	1	\$54,392.00	\$54,392.00	\$54,392.00	\$54,392.00
Totals	Graph	2	\$55,078.50	\$54,392.00	\$54,392.00	\$55,765.00

Employer Name/Worksite Address	Graph	Count	Mean Wage	Median Wage	Lowest Wage	Highest Wage
THE FRIENDS OF CROWN HEIGHTS EDUCATIONAL CENTERS, INC., 671-675 PROSPECT PLACE, BROOKLYN, NY (https://www.google.com/maps/place/671-675%20PROSPECT%20PLACE,BROOKLYN,NY)	Graph	1	\$54,392.00	\$54,392.00	\$54,392.00	\$54,392.00
Totals	Graph	1	\$54,392.00	\$54,392.00	\$54,392.00	\$54,392.00

Latitude: 40.674713 Longitude: -73.954399

Employer Name/Worksite Address	Graph	Count	Mean Wage	Median Wage	Lowest Wage	Highest Wage
THE FRIENDS OF CROWN HEIGHTS EDUCATIONAL CENTERS, INC., 671 PROSPECT PLACE, BROOKLYN, NY (https://www.google.com/maps/place/671%20PROSPECT%20PLACE,BROOKLYN,NY)	Graph	1	\$30,000.00	\$30,000.00	\$30,000.00	\$30,000.00
Totals	Graph	1	\$30,000.00	\$30,000.00	\$30,000.00	\$30,000.00

Employer Name/Worksite Address	Graph	Count	Mean Wage	Median Wage	Lowest Wage	Highest Wage
FRIENDS OF CROWN HEIGHTS EDUCATION CENTERS INC., 671 PROSPECT PLACE, BROOKLYN, NY (https://www.google.com/maps/place/671%20PROSPECT%20PLACE,BROOKLYN,NY)	Graph	2	\$42,882.50	\$30,000.00	\$30,000.00	\$55,765.00
Totals	Graph	2	\$42,882.50	\$30,000.00	\$30,000.00	\$55,765.00

Latitude: 40.674931 Longitude: -73.946178

Employer Name/Worksite Address	Graph	Count	Mean Wage	Median Wage	Lowest Wage	Highest Wage
GRANDISON MANAGEMENT, INC., 810 ST. MARKS AVENUE, BROOKLYN, NY (https://www.google.com/maps/place/810%20ST.%20MARKS%20AVENUE,BROOKLYN,NY)	Graph	10	\$67,745.60	\$67,745.60	\$67,745.60	\$67,745.60
Totals	Graph	10	\$67,745.60	\$67,745.60	\$67,745.60	\$67,745.60

Latitude: 40.67525 Longitude: -73.810619

Employer Name/Worksite Address	Graph	Count	Mean Wage	Median Wage	Lowest Wage	Highest Wage
GENTING NEW YORK LLC, 110-00 ROCKAWAY BLVD, JAMAICA, NY (https://www.google.com/maps/place/110-00%20ROCKAWAY%20BLVD,JAMAICA,NY)	Graph	2	\$53,913.50	\$53,061.00	\$53,061.00	\$54,766.00
Totals	Graph	2	\$53,913.50	\$53,061.00	\$53,061.00	\$54,766.00

Employer Name/Worksite Address	Graph	Count	Mean Wage	Median Wage	Lowest Wage	Highest Wage
GENTING NEW YORK LLC, 110-00 ROCKAWAY BLVD, JAMAICA, NY (https://www.google.com/maps/place/110-00%20ROCKAWAY%20BLVD,JAMAICA,NY)	Graph	2	\$53,913.50	\$53,061.00	\$53,061.00	\$54,766.00
Totals	Graph	2	\$53,913.50	\$53,061.00	\$53,061.00	\$54,766.00

Latitude: 40.675326 Longitude: -73.992207

Employer Name/Worksite Address	Graph	Count	Mean Wage	Median Wage	Lowest Wage	Highest Wage
WORKSPACE 11 LLC, 110 5TH STREET, BROOKLYN, NY (https://www.google.com/maps/place/110%205TH%20STREET,BROOKLYN,NY)	Graph	1	\$43,721.60	\$43,721.60	\$43,721.60	\$43,721.60
Totals	Graph	1	\$43,721.60	\$43,721.60	\$43,721.60	\$43,721.60

Employer Name/Worksite Address	Graph	Count	Mean Wage	Median Wage	Lowest Wage	Highest Wage
WORKSPACE 11 LLC, 110 5TH STREET, BROOKLYN, NY (https://www.google.com/maps/place/110%205TH%20STREET,BROOKLYN,NY)	Graph	1	\$43,721.60	\$43,721.60	\$43,721.60	\$43,721.60
Totals	Graph	1	\$43,721.60	\$43,721.60	\$43,721.60	\$43,721.60

Latitude: 40.675646 Longitude: -73.980899

Employer Name/Worksite Address	Graph	Count	Mean Wage	Median Wage	Lowest Wage	Highest Wage
TENGHUI INTERNATIONAL TECH INC, 227 5TH AVE., BROOKLYN, NY (https://www.google.com/maps/place/227%205TH%20AVE.,BROOKLYN,NY)	Graph	1	\$55,000.00	\$55,000.00	\$55,000.00	\$55,000.00
Totals	Graph	1	\$55,000.00	\$55,000.00	\$55,000.00	\$55,000.00

Employer Name/Worksite Address	Graph	Count	Mean Wage	Median Wage	Lowest Wage	Highest Wage
TENGHUI INTERNATIONAL TECH INC, 227 5TH AVE, BROOKLYN, NY (https://www.google.com/maps/place/227%205TH%20AVE,BROOKLYN,NY)	Graph	1	\$55,000.00	\$55,000.00	\$55,000.00	\$55,000.00
Totals	Graph	1	\$55,000.00	\$55,000.00	\$55,000.00	\$55,000.00

Latitude: 40.675843 Longitude: -73.932122

Employer Name/Worksite Address	Graph	Count	Mean Wage	Median Wage	Lowest Wage	Highest Wage
ONIN STAFFING LLC, 1684 DEAN STREET, BROOKLYN, NY (https://www.google.com/maps/place/1684%20DEAN%20STREET,BROOKLYN,NY)	Graph	1	\$48,464.00	\$48,464.00	\$48,464.00	\$48,464.00
Totals	Graph	1	\$48,464.00	\$48,464.00	\$48,464.00	\$48,464.00

Latitude: 40.675877 Longitude: -73.974578

Employer Name/Worksite Address	Graph	Count	Mean Wage	Median Wage	Lowest Wage	Highest Wage
BROOKLYN CONSERVATORY OF MUSIC, 58 SEVENTH AVENUE, BROOKLYN, NY (https://www.google.com/maps/place/58%20SEVENTH%20AVENUE,BROOKLYN,NY)	Graph	1	\$83,200.00	\$83,200.00	\$83,200.00	\$83,200.00
Totals	Graph	1	\$83,200.00	\$83,200.00	\$83,200.00	\$83,200.00

Employer Name/Worksite Address	Graph	Count	Mean Wage	Median Wage	Lowest Wage	Highest Wage
BROOKLYN CONSERVATORY OF MUSIC, 58 SEVENTH AVENUE, BROOKLYN, NY (https://www.google.com/maps/place/58%20SEVENTH%20AVENUE,BROOKLYN,NY)	Graph	1	\$83,200.00	\$83,200.00	\$83,200.00	\$83,200.00

Employer Name/Worksite Address	Graph	Count	Mean Wage	Median Wage	Lowest Wage	Highest Wage
Totals	Graph	1	\$83,200.00	\$83,200.00	\$83,200.00	\$83,200.00

Latitude: 40.675894 Longitude: -74.014511

Employer Name/Worksite Address	Graph	Count	Mean Wage	Median Wage	Lowest Wage	Highest Wage
CLOVIS AND BOOTS, INC., 391 VAN BRUNT STREET, BROOKLYN, NY (https://www.google.com/maps/place/391%20VAN%20BRUNT%20STREET,BROOKLYN,NY)	Graph	1	\$46,000.00	\$46,000.00	\$46,000.00	\$46,000.00
Totals	Graph	1	\$46,000.00	\$46,000.00	\$46,000.00	\$46,000.00

Employer Name/Worksite Address	Graph	Count	Mean Wage	Median Wage	Lowest Wage	Highest Wage
CLOVIS AND BOOTS, INC., 391 VAN BRUNT STREET, BROOKLYN, NY (https://www.google.com/maps/place/391%20VAN%20BRUNT%20STREET,BROOKLYN,NY)	Graph	1	\$46,000.00	\$46,000.00	\$46,000.00	\$46,000.00
Totals	Graph	1	\$46,000.00	\$46,000.00	\$46,000.00	\$46,000.00

Latitude: 40.675947 Longitude: -73.931615

Employer Name/Worksite Address	Graph	Count	Mean Wage	Median Wage	Lowest Wage	Highest Wage
ACCENTURE LLP, 1705 DEAN STREET, BROOKLYN, NY (https://www.google.com/maps/place/1705%20DEAN%20STREET,BROOKLYN,NY)	Graph	1	\$70,000.00	\$70,000.00	\$70,000.00	\$70,000.00
Totals	Graph	1	\$70,000.00	\$70,000.00	\$70,000.00	\$70,000.00

Latitude: 40.676121 Longitude: -73.898028

Employer Name/Worksite Address	Graph	Count	Mean Wage	Median Wage	Lowest Wage	Highest Wage
GRANDISON MANAGEMENT, INC., 50 SHEFFIELD AVENUE, BROOKLYN, NY (https://www.google.com/maps/place/50%20SHEFFIELD%20AVENUE,BROOKLYN,NY)	Graph	73	\$66,163.38	\$65,748.80	\$65,748.80	\$75,836.80
Totals	Graph	73	\$66,163.38	\$65,748.80	\$65,748.80	\$75,836.80

Latitude: 40.676372 Longitude: -73.958512

Employer Name/Worksite Address	Graph	Count	Mean Wage	Median Wage	Lowest Wage	Highest Wage
CATAPULT DESIGN, 500 ST MARKS AVE, BROOKLYN, NY (https://www.google.com/maps/place/500%20ST%20MARKS%20AVE,BROOKLYN,NY)	Graph	1	\$80,000.00	\$80,000.00	\$80,000.00	\$80,000.00
Totals	Graph	1	\$80,000.00	\$80,000.00	\$80,000.00	\$80,000.00

Latitude: 40.67649 Longitude: -73.990775

Employer Name/Worksite Address	Graph	Count	Mean Wage	Median Wage	Lowest Wage	Highest Wage
MONADNOCK CONSTRUCTION INC., 155 3RD STREET, BROOKLYN, NY (https://www.google.com/maps/place/155%203RD%20STREET,BROOKLYN,NY)	Graph	2	\$47,466.00	\$47,466.00	\$47,466.00	\$47,466.00
Totals	Graph	2	\$47,466.00	\$47,466.00	\$47,466.00	\$47,466.00

Employer Name/Worksite Address	Graph	Count	Mean Wage	Median Wage	Lowest Wage	Highest Wage
MONADNOCK CONSTRUCTION INC., 155 3RD STREET, BROOKLYN, NY (https://www.google.com/maps/place/155%203RD%20STREET,BROOKLYN,NY)	Graph	2	\$47,466.00	\$47,466.00	\$47,466.00	\$47,466.00

Employer Name/Worksite Address	Graph	Count	Mean Wage	Median Wage	Lowest Wage	Highest Wage
Totals	Graph	2	\$47,466.00	\$47,466.00	\$47,466.00	\$47,466.00

Latitude: 40.676568 Longitude: -73.998617

Employer Name/Worksite Address	Graph	Count	Mean Wage	Median Wage	Lowest Wage	Highest Wage
INTERNATIONAL SCHOOL OF BROOKLYN, 477 COURT STREET, BROOKLYN, NY (https://www.google.com/maps/place/477%20COURT%20STREET,BROOKLYN,NY)	Graph	2	\$76,979.00	\$71,458.00	\$71,458.00	\$82,500.00
Totals	Graph	2	\$76,979.00	\$71,458.00	\$71,458.00	\$82,500.00

Employer Name/Worksite Address	Graph	Count	Mean Wage	Median Wage	Lowest Wage	Highest Wage
INTERNATIONAL SCHOOL OF BROOKLYN, 477 COURT STREET, BROOKLYN, NY (https://www.google.com/maps/place/477%20COURT%20STREET,BROOKLYN,NY)	Graph	2	\$76,979.00	\$71,458.00	\$71,458.00	\$82,500.00
Totals	Graph	2	\$76,979.00	\$71,458.00	\$71,458.00	\$82,500.00

Latitude: 40.676778 Longitude: -74.004658

Employer Name/Worksite Address	Graph	Count	Mean Wage	Median Wage	Lowest Wage	Highest Wage
RED HOOK INITIATIVE, 767 HICKS STREET, BROOKLYN, NY (https://www.google.com/maps/place/767%20HICKS%20STREET,BROOKLYN,NY)	Graph	1	\$115,000.00	\$115,000.00	\$115,000.00	\$115,000.00
Totals	Graph	1	\$115,000.00	\$115,000.00	\$115,000.00	\$115,000.00

Employer Name/Worksite Address	Graph	Count	Mean Wage	Median Wage	Lowest Wage	Highest Wage
RED HOOK INITIATIVE, 767 HICKS STREET, BROOKLYN, NY (https://www.google.com/maps/place/767%20HICKS%20STREET,BROOKLYN,NY)	Graph	1	\$115,000.00	\$115,000.00	\$115,000.00	\$115,000.00
Totals	Graph	1	\$115,000.00	\$115,000.00	\$115,000.00	\$115,000.00

Latitude: 40.676899 Longitude: -73.993674

Employer Name/Worksite Address	Graph	Count	Mean Wage	Median Wage	Lowest Wage	Highest Wage
ONEILL ROSE ARCHITECTS, PC, 98 4TH STREET SUITE 419, BROOKLYN, NY (https://www.google.com/maps/place/98%204TH%20STREET%20SUITE%20419,BROOKLYN,NY)	Graph	1	\$48,000.00	\$48,000.00	\$48,000.00	\$48,000.00
Totals	Graph	1	\$48,000.00	\$48,000.00	\$48,000.00	\$48,000.00

Employer Name/Worksite Address	Graph	Count	Mean Wage	Median Wage	Lowest Wage	Highest Wage
ONEILL ROSE ARCHITECTS, PC, 98 4TH STREET SUITE 419, BROOKLYN, NY (https://www.google.com/maps/place/98%204TH%20STREET%20SUITE%20419,BROOKLYN,NY)	Graph	1	\$48,000.00	\$48,000.00	\$48,000.00	\$48,000.00
Totals	Graph	1	\$48,000.00	\$48,000.00	\$48,000.00	\$48,000.00

Latitude: 40.677021 Longitude: -73.973805

Employer Name/Worksite Address	Graph	Count	Mean Wage	Median Wage	Lowest Wage	Highest Wage
LITTLE SEEDS OF PARK SLOPE LLC, 26 7TH AVENUE, BROOKLYN, NY (https://www.google.com/maps/place/26%207TH%20AVENUE,BROOKLYN,NY)	Graph	1	\$27,000.00	\$27,000.00	\$27,000.00	\$27,000.00
Totals	Graph	1	\$27,000.00	\$27,000.00	\$27,000.00	\$27,000.00

Employer Name/Worksite Address	Graph	Count	Mean Wage	Median Wage	Lowest Wage	Highest Wage
LITTLE SEEDS OF PARK SLOPE LLC, 26 7TH AVENUE, BROOKLYN, NY (https://www.google.com/maps/place/26%207TH%20AVENUE,BROOKLYN,NY)	Graph	1	\$27,000.00	\$27,000.00	\$27,000.00	\$27,000.00
Totals	Graph	1	\$27,000.00	\$27,000.00	\$27,000.00	\$27,000.00

Latitude: 40.677338 Longitude: -73.985088

Employer Name/Employer Address	Graph	Count	Mean Wage	Median Wage	Lowest Wage	Highest Wage
FORUM FOR THE FUTURE U.S. INC., 540 PRESIDENT STREET, BROOKLYN, NY (https://www.google.com/maps/place/540%20PRESIDENT%20STREET,BROOKLYN,NY)	Graph	1	\$71,390.60	\$71,390.60	\$71,390.60	\$71,390.60
HEALTH GLOBAL ACCESS PROJECT INC., 540 PRESIDENT STREET, BROOKLYN, NY (https://www.google.com/maps/place/540%20PRESIDENT%20STREET,BROOKLYN,NY)	Graph	1	\$89,000.00	\$89,000.00	\$89,000.00	\$89,000.00
REEL STORIES TEEN FILMMAKING, INC., 540 PRESIDENT STREET, BROOKLYN, NY (https://www.google.com/maps/place/540%20PRESIDENT%20STREET,BROOKLYN,NY)	Graph	1	\$40,000.00	\$40,000.00	\$40,000.00	\$40,000.00
ROY LEONE DESIGN STUDIO LLC, 540 PRESIDENT STREET, BROOKLYN, NY (https://www.google.com/maps/place/540%20PRESIDENT%20STREET,BROOKLYN,NY)	Graph	1	\$48,000.00	\$48,000.00	\$48,000.00	\$48,000.00
Totals	Graph	4	\$62,097.65	\$48,000.00	\$40,000.00	\$89,000.00

Employer Name/Worksite Address	Graph	Count	Mean Wage	Median Wage	Lowest Wage	Highest Wage
REEL STORIES TEEN FILMMAKING, INC., 540 PRESIDENT STREET, BROOKLYN, NY (https://www.google.com/maps/place/540%20PRESIDENT%20STREET,BROOKLYN,NY)	Graph	4	\$62,097.65	\$48,000.00	\$40,000.00	\$89,000.00
Totals	Graph	4	\$62,097.65	\$48,000.00	\$40,000.00	\$89,000.00

Latitude: 40.677345 Longitude: -73.96701

Employer Name/Employer Address	Graph	Count	Mean Wage	Median Wage	Lowest Wage	Highest Wage
MUDT DESIGN LLC., 285 PROSPECT PLACE #2E, BROOKLYN, NY (https://www.google.com/maps/place/285%20PROSPECT%20PLACE%20#2E,BROOKLYN,NY)	Graph	1	\$52,000.00	\$52,000.00	\$52,000.00	\$52,000.00
Totals	Graph	1	\$52,000.00	\$52,000.00	\$52,000.00	\$52,000.00

Employer Name/Worksite Address	Graph	Count	Mean Wage	Median Wage	Lowest Wage	Highest Wage
MUDT DESIGN LLC., 285 PROSPECT PLACE #2E, BROOKLYN, NY (https://www.google.com/maps/place/285%20PROSPECT%20PLACE%20#2E,BROOKLYN,NY)	Graph	1	\$52,000.00	\$52,000.00	\$52,000.00	\$52,000.00
Totals	Graph	1	\$52,000.00	\$52,000.00	\$52,000.00	\$52,000.00

Latitude: 40.677471 Longitude: -73.997067

Employer Name/Worksite Address	Graph	Count	Mean Wage	Median Wage	Lowest Wage	Highest Wage
INTELLIGENT BURRO PRODUCTIONS LLC, 32 LUQUER ST, NO. 4, BROOKLYN, NY (https://www.google.com/maps/place/32%20LUQUER%20ST,%20NO.%204,BROOKLYN,NY)	Graph	1	\$79,200.00	\$79,200.00	\$79,200.00	\$79,200.00
Totals	Graph	1	\$79,200.00	\$79,200.00	\$79,200.00	\$79,200.00

Latitude: 40.67758 Longitude: -74.004724

Employer Name/Worksite Address	Graph	Count	Mean Wage	Median Wage	Lowest Wage	Highest Wage
ABOUT THE WORK LLC, 195 MONTAGUE ST., BROOKLYN, NY (https://www.google.com/maps/place/195%20MONTAGUE%20ST.,BROOKLYN,NY)	Graph	1	\$78,000.00	\$78,000.00	\$78,000.00	\$78,000.00

Employer Name/Worksite Address	Graph	Count	Mean Wage	Median Wage	Lowest Wage	Highest Wage
BASIS INDEPENDENT SCHOOLS, LLC, BASIS INDEPENDENT BROOKLYN, BROOKLYN, NY (https://www.google.com/maps/place/BASIS%20INDEPENDENT%20BROOKLYN,BROOKLYN,NY)	Graph	1	\$57,120.00	\$57,120.00	\$57,120.00	\$57,120.00
BRUCE HANSEN LLC, 7 SAINT NICHOLAS AVENUE, BROOKLYN, NY (https://www.google.com/maps/place/7%20SAINT%20NICHOLAS%20AVENUE,BROOKLYN,NY)	Graph	1	\$43,160.00	\$43,160.00	\$43,160.00	\$43,160.00
DARK GREEN INC., 177 DWIGHT ST., BROOKLYN, NY (https://www.google.com/maps/place/177%20DWIGHT%20ST.,BROOKLYN,NY)	Graph	1	\$40,000.00	\$40,000.00	\$40,000.00	\$40,000.00
Totals	Graph	4	\$54,570.00	\$43,160.00	\$40,000.00	\$78,000.00

Latitude: 40.677704 Longitude: -73.956407

Employer Name/Employer Address	Graph	Count	Mean Wage	Median Wage	Lowest Wage	Highest Wage
HONCKER INC, 1000 DEAN STREET, BROOKLYN, NY (https://www.google.com/maps/place/1000%20DEAN%20STREET,BROOKLYN,NY)	Graph	1	\$80,000.00	\$80,000.00	\$80,000.00	\$80,000.00
PRAYTELL STRATEGY, INC, 1000 DEAN STREET, BROOKLYN, NY (https://www.google.com/maps/place/1000%20DEAN%20STREET,BROOKLYN,NY)	Graph	1	\$131,477.00	\$131,477.00	\$131,477.00	\$131,477.00
Totals	Graph	2	\$105,738.50	\$80,000.00	\$80,000.00	\$131,477.00

Employer Name/Worksite Address	Graph	Count	Mean Wage	Median Wage	Lowest Wage	Highest Wage
HONCKER INC, 1000 DEAN STREET, BROOKLYN, NY (https://www.google.com/maps/place/1000%20DEAN%20STREET,BROOKLYN,NY)	Graph	1	\$80,000.00	\$80,000.00	\$80,000.00	\$80,000.00
Totals	Graph	1	\$80,000.00	\$80,000.00	\$80,000.00	\$80,000.00

Latitude: 40.677747 Longitude: -73.939246

Employer Name/Employer Address	Graph	Count	Mean Wage	Median Wage	Lowest Wage	Highest Wage
NEW YORK CARRIER TRADING INC., 1572 ATLANTIC AVE, BROOKLYN, NY (https://www.google.com/maps/place/1572%20ATLANTIC%20AVE,BROOKLYN,NY)	Graph	1	\$72,800.00	\$72,800.00	\$72,800.00	\$72,800.00
NEW YORK CARRIER TRADING INC., 1572 ATLANTIC AVENUE, BROOKLYN, NY (https://www.google.com/maps/place/1572%20ATLANTIC%20AVENUE,BROOKLYN,NY)	Graph	1	\$61,069.00	\$61,069.00	\$61,069.00	\$61,069.00
Totals	Graph	2	\$66,934.50	\$61,069.00	\$61,069.00	\$72,800.00

Employer Name/Worksite Address	Graph	Count	Mean Wage	Median Wage	Lowest Wage	Highest Wage
NEW YORK CARRIER TRADING INC., 1572 ATLANTIC AVE, BROOKLYN, NY (https://www.google.com/maps/place/1572%20ATLANTIC%20AVE,BROOKLYN,NY)	Graph	1	\$72,800.00	\$72,800.00	\$72,800.00	\$72,800.00
NEW YORK CARRIER TRADING INC., 1572 ATLANTIC AVENUE, BROOKLYN, NY (https://www.google.com/maps/place/1572%20ATLANTIC%20AVENUE,BROOKLYN,NY)	Graph	1	\$61,069.00	\$61,069.00	\$61,069.00	\$61,069.00
Totals	Graph	2	\$66,934.50	\$61,069.00	\$61,069.00	\$72,800.00

Latitude: 40.67776 Longitude: -73.924777

Employer Name/Employer Address	Graph	Count	Mean Wage	Median Wage	Lowest Wage	Highest Wage
GLOBAL AMERICA GROUP LLC, 58 BUFFALO AVENUE, BROOKLYN, NY (https://www.google.com/maps/place/58%20BUFFALO%20AVENUE,BROOKLYN,NY)	Graph	1	\$53,601.60	\$53,601.60	\$53,601.60	\$53,601.60
Totals	Graph	1	\$53,601.60	\$53,601.60	\$53,601.60	\$53,601.60

Employer Name/Worksite Address	Graph	Count	Mean Wage	Median Wage	Lowest Wage	Highest Wage
--------------------------------	-------	-------	-----------	-------------	-------------	--------------

Employer Name/Worksite Address	Graph	Count	Mean Wage	Median Wage	Lowest Wage	Highest Wage
GLOBAL AMERICA GROUP LLC, 58 BUFFALO AVENUE, BROOKLYN, NY (https://www.google.com/maps/place/58%20BUFFALO%20AVENUE,BROOKLYN,NY)	Graph	1	\$53,601.60	\$53,601.60	\$53,601.60	\$53,601.60
Totals	Graph	1	\$53,601.60	\$53,601.60	\$53,601.60	\$53,601.60

Latitude: 40.677931 Longitude: -73.994064

Employer Name/Employer Address	Graph	Count	Mean Wage	Median Wage	Lowest Wage	Highest Wage
GENIUS MEDIA GROUP, INC., 92 3RD STREET, BROOKLYN, NY (https://www.google.com/maps/place/92%203RD%20STREET,BROOKLYN,NY)	Graph	1	\$80,000.00	\$80,000.00	\$80,000.00	\$80,000.00
GIMLET MEDIA INC., 92 3RD ST, BROOKLYN, NY (https://www.google.com/maps/place/92%203RD%20ST,BROOKLYN,NY)	Graph	1	\$85,000.00	\$85,000.00	\$85,000.00	\$85,000.00
Totals	Graph	2	\$82,500.00	\$80,000.00	\$80,000.00	\$85,000.00

Employer Name/Worksite Address	Graph	Count	Mean Wage	Median Wage	Lowest Wage	Highest Wage
GENIUS MEDIA GROUP, INC., 92 3RD STREET, BROOKLYN, NY (https://www.google.com/maps/place/92%203RD%20STREET,BROOKLYN,NY)	Graph	2	\$82,500.00	\$80,000.00	\$80,000.00	\$85,000.00
Totals	Graph	2	\$82,500.00	\$80,000.00	\$80,000.00	\$85,000.00

Latitude: 40.677974 Longitude: -73.937586

Employer Name/Employer Address	Graph	Count	Mean Wage	Median Wage	Lowest Wage	Highest Wage
INTERFAITH MEDICAL CENTER, 1545 ATLANTIC AVENUE, BROOKLYN, NY (https://www.google.com/maps/place/1545%20ATLANTIC%20AVENUE,BROOKLYN,NY)	Graph	20	\$107,885.10	\$60,665.00	\$60,665.00	\$436,800.00
Totals	Graph	20	\$107,885.10	\$60,665.00	\$60,665.00	\$436,800.00

Employer Name/Worksite Address	Graph	Count	Mean Wage	Median Wage	Lowest Wage	Highest Wage
INTERFAITH MEDICAL CENTER, 1545 ATLANTIC AVENUE, BROOKLYN, NY (https://www.google.com/maps/place/1545%20ATLANTIC%20AVENUE,BROOKLYN,NY)	Graph	20	\$106,899.50	\$60,665.00	\$59,530.00	\$436,800.00
Totals	Graph	20	\$106,899.50	\$60,665.00	\$59,530.00	\$436,800.00

Latitude: 40.678008 Longitude: -73.984382

Employer Name/Employer Address	Graph	Count	Mean Wage	Median Wage	Lowest Wage	Highest Wage
UNION STREET HOTEL OPOC LLC, 625 UNION STREET, BROOKLYN, NY (https://www.google.com/maps/place/625%20UNION%20STREET,BROOKLYN,NY)	Graph	1	\$46,675.00	\$46,675.00	\$46,675.00	\$46,675.00
Totals	Graph	1	\$46,675.00	\$46,675.00	\$46,675.00	\$46,675.00

Employer Name/Worksite Address	Graph	Count	Mean Wage	Median Wage	Lowest Wage	Highest Wage
UNION STREET HOTEL OPOC LLC, 625 UNION STREET, BROOKLYN, NY (https://www.google.com/maps/place/625%20UNION%20STREET,BROOKLYN,NY)	Graph	1	\$46,675.00	\$46,675.00	\$46,675.00	\$46,675.00
Totals	Graph	1	\$46,675.00	\$46,675.00	\$46,675.00	\$46,675.00

Latitude: 40.678093 Longitude: -73.9944

Employer Name/Employer Address	Graph	Count	Mean Wage	Median Wage	Lowest Wage	Highest Wage
--------------------------------	-------	-------	-----------	-------------	-------------	--------------

Employer Name/Employer Address	Graph	Count	Mean Wage	Median Wage	Lowest Wage	Highest Wage
AUGUST PUBLIC, INC., 68 THIRD STREET, BROOKLYN, NY (https://www.google.com/maps/place/68%20THIRD%20STREET,BROOKLYN,NY)	Graph	1	\$150,000.00	\$150,000.00	\$150,000.00	\$150,000.00
EXO, INC., 68 3RD STREET, BROOKLYN, NY (https://www.google.com/maps/place/68%203RD%20STREET,BROOKLYN,NY)	Graph	1	\$80,000.00	\$80,000.00	\$80,000.00	\$80,000.00
Totals	Graph	2	\$115,000.00	\$80,000.00	\$80,000.00	\$150,000.00

Employer Name/Worksite Address	Graph	Count	Mean Wage	Median Wage	Lowest Wage	Highest Wage
AUGUST PUBLIC, INC., 68 THIRD STREET, BROOKLYN, NY (https://www.google.com/maps/place/68%20THIRD%20STREET,BROOKLYN,NY)	Graph	1	\$150,000.00	\$150,000.00	\$150,000.00	\$150,000.00
EXO, INC., 68 3RD STREET, BROOKLYN, NY (https://www.google.com/maps/place/68%203RD%20STREET,BROOKLYN,NY)	Graph	1	\$80,000.00	\$80,000.00	\$80,000.00	\$80,000.00
BADPOPCORN, INC, 68 3RD ST, BROOKLYN, NY (https://www.google.com/maps/place/68%203RD%20ST,BROOKLYN,NY)	Graph	2	\$47,700.00	\$47,700.00	\$47,700.00	\$47,700.00
Totals	Graph	4	\$81,350.00	\$47,700.00	\$47,700.00	\$150,000.00

Latitude: 40.678283 Longitude: -73.965464

Employer Name/Employer Address	Graph	Count	Mean Wage	Median Wage	Lowest Wage	Highest Wage
CARIFUNA INC, 81 UNDERHILL AVENUE, BROOKLYN, NY (https://www.google.com/maps/place/81%20UNDERHILL%20AVENUE,BROOKLYN,NY)	Graph	1	\$116,314.00	\$116,314.00	\$116,314.00	\$116,314.00
Totals	Graph	1	\$116,314.00	\$116,314.00	\$116,314.00	\$116,314.00

Employer Name/Worksite Address	Graph	Count	Mean Wage	Median Wage	Lowest Wage	Highest Wage
CARIFUNA INC, 81 UNDERHILL AVENUE, BROOKLYN, NY (https://www.google.com/maps/place/81%20UNDERHILL%20AVENUE,BROOKLYN,NY)	Graph	1	\$116,314.00	\$116,314.00	\$116,314.00	\$116,314.00
Totals	Graph	1	\$116,314.00	\$116,314.00	\$116,314.00	\$116,314.00

Latitude: 40.678292 Longitude: -73.86946

Employer Name/Worksite Address	Graph	Count	Mean Wage	Median Wage	Lowest Wage	Highest Wage
THE BROOKLYN HOSPITAL CENTER, 1079-1081 LIBERTY AVENUE, BROOKLYN, NY (https://www.google.com/maps/place/1079-1081%20LIBERTY%20AVENUE,BROOKLYN,NY)	Graph	1	\$49,691.00	\$49,691.00	\$49,691.00	\$49,691.00
Totals	Graph	1	\$49,691.00	\$49,691.00	\$49,691.00	\$49,691.00

Latitude: 40.678373 Longitude: -73.983258

Employer Name/Employer Address	Graph	Count	Mean Wage	Median Wage	Lowest Wage	Highest Wage
JUKIMOO LLC, 635 SACKETT STREET, BROOKLYN, NY (https://www.google.com/maps/place/635%20SACKETT%20STREET,BROOKLYN,NY)	Graph	1	\$41,600.00	\$41,600.00	\$41,600.00	\$41,600.00
Totals	Graph	1	\$41,600.00	\$41,600.00	\$41,600.00	\$41,600.00

Employer Name/Worksite Address	Graph	Count	Mean Wage	Median Wage	Lowest Wage	Highest Wage
JUKIMOO LLC, 635 SACKETT STREET, BROOKLYN, NY (https://www.google.com/maps/place/635%20SACKETT%20STREET,BROOKLYN,NY)	Graph	1	\$41,600.00	\$41,600.00	\$41,600.00	\$41,600.00
Totals	Graph	1	\$41,600.00	\$41,600.00	\$41,600.00	\$41,600.00

Latitude: 40.678381 Longitude: -73.963807

Employer Name/Employer Address	Graph	Count	Mean Wage	Median Wage	Lowest Wage	Highest Wage
SEVEN POINT ESPRESSO LLC, 637 WASHINGTON AVE, BROOKLYN, NY (https://www.google.com/maps/place/637%20WASHINGTON%20AVE,BROOKLYN,NY)	Graph	1	\$19,988.80	\$19,988.80	\$19,988.80	\$19,988.80
SEVEN POINT ESPRESSO, LLC, 637 WASHINGTON AVENUE, BROOKLYN, NY (https://www.google.com/maps/place/637%20WASHINGTON%20AVENUE,BROOKLYN,NY)	Graph	2	\$117,171.50	\$109,096.00	\$109,096.00	\$125,247.00
Totals	Graph	3	\$84,777.27	\$109,096.00	\$19,988.80	\$125,247.00

Employer Name/Worksite Address	Graph	Count	Mean Wage	Median Wage	Lowest Wage	Highest Wage
SEVEN POINT ESPRESSO LLC, 637 WASHINGTON AVE, BROOKLYN, NY (https://www.google.com/maps/place/637%20WASHINGTON%20AVE,BROOKLYN,NY)	Graph	1	\$19,988.80	\$19,988.80	\$19,988.80	\$19,988.80
SEVEN POINT ESPRESSO, LLC, 637 WASHINGTON AVENUE, BROOKLYN, NY (https://www.google.com/maps/place/637%20WASHINGTON%20AVENUE,BROOKLYN,NY)	Graph	2	\$117,171.50	\$109,096.00	\$109,096.00	\$125,247.00
Totals	Graph	3	\$84,777.27	\$109,096.00	\$19,988.80	\$125,247.00

Latitude: 40.678402 Longitude: -73.925743

Employer Name/Worksite Address	Graph	Count	Mean Wage	Median Wage	Lowest Wage	Highest Wage
GRANDISON MANAGEMENT, INC., 835 HERKIMER STREET, BROOKLYN, NY (https://www.google.com/maps/place/835%20HERKIMER%20STREET,BROOKLYN,NY)	Graph	10	\$65,748.80	\$65,748.80	\$65,748.80	\$65,748.80
Totals	Graph	10	\$65,748.80	\$65,748.80	\$65,748.80	\$65,748.80

Latitude: 40.678706 Longitude: -73.956611

Employer Name/Employer Address	Graph	Count	Mean Wage	Median Wage	Lowest Wage	Highest Wage
YUJI YOSHIMOTO, 1093 PACIFIC STREET, #2H, BROOKLYN, NY (https://www.google.com/maps/place/1093%20PACIFIC%20STREET,%20#2H,BROOKLYN,NY)	Graph	1	\$45,760.00	\$45,760.00	\$45,760.00	\$45,760.00
Totals	Graph	1	\$45,760.00	\$45,760.00	\$45,760.00	\$45,760.00

Employer Name/Worksite Address	Graph	Count	Mean Wage	Median Wage	Lowest Wage	Highest Wage
YUJI YOSHIMOTO, 1093 PACIFIC STREET, #2H, BROOKLYN, NY (https://www.google.com/maps/place/1093%20PACIFIC%20STREET,%20#2H,BROOKLYN,NY)	Graph	1	\$45,760.00	\$45,760.00	\$45,760.00	\$45,760.00
Totals	Graph	1	\$45,760.00	\$45,760.00	\$45,760.00	\$45,760.00

Latitude: 40.678818 Longitude: -73.998406

Employer Name/Employer Address	Graph	Count	Mean Wage	Median Wage	Lowest Wage	Highest Wage
REFRESH CLUB, INC., 84 THIRD PLACE, BROOKLYN, NY (https://www.google.com/maps/place/84%20THIRD%20PLACE,BROOKLYN,NY)	Graph	1	\$46,675.20	\$46,675.20	\$46,675.20	\$46,675.20
Totals	Graph	1	\$46,675.20	\$46,675.20	\$46,675.20	\$46,675.20

Employer Name/Worksite Address	Graph	Count	Mean Wage	Median Wage	Lowest Wage	Highest Wage
REFRESH CLUB, INC., 84 THIRD PLACE, BROOKLYN, NY (https://www.google.com/maps/place/84%20THIRD%20PLACE,BROOKLYN,NY)	Graph	1	\$46,675.20	\$46,675.20	\$46,675.20	\$46,675.20
Totals	Graph	1	\$46,675.20	\$46,675.20	\$46,675.20	\$46,675.20

Latitude: 40.6789 Longitude: -73.984616

Employer Name/Employer Address	Graph	Count	Mean Wage	Median Wage	Lowest Wage	Highest Wage
BLACKBIRDS BROOKLYN LLC, 597 SACKETT ST, BROOKLYN, NY (https://www.google.com/maps/place/597%20SACKETT%20ST,BROOKLYN,NY)	Graph	1	\$41,600.00	\$41,600.00	\$41,600.00	\$41,600.00
Totals	Graph	1	\$41,600.00	\$41,600.00	\$41,600.00	\$41,600.00

Employer Name/Worksite Address	Graph	Count	Mean Wage	Median Wage	Lowest Wage	Highest Wage
BLACKBIRDS BROOKLYN LLC, 597 SACKETT STREET, BROOKLYN, NY (https://www.google.com/maps/place/597%20SACKETT%20STREET,BROOKLYN,NY)	Graph	1	\$41,600.00	\$41,600.00	\$41,600.00	\$41,600.00
Totals	Graph	1	\$41,600.00	\$41,600.00	\$41,600.00	\$41,600.00

Latitude: 40.678995 Longitude: -73.990127

Employer Name/Worksite Address	Graph	Count	Mean Wage	Median Wage	Lowest Wage	Highest Wage
JEAN MARTIN INC, 335 BOND ST, BROOKLYN, NY (https://www.google.com/maps/place/335%20BOND%20ST,BROOKLYN,NY)	Graph	5	\$71,781.00	\$71,781.00	\$71,781.00	\$71,781.00
Totals	Graph	5	\$71,781.00	\$71,781.00	\$71,781.00	\$71,781.00

Latitude: 40.679062 Longitude: -73.417388

Employer Name/Employer Address	Graph	Count	Mean Wage	Median Wage	Lowest Wage	Highest Wage
BELLMORE TAEKWONDO, INC., 200 BROADWAY, AMITYVILLE, NY (https://www.google.com/maps/place/200%20BROADWAY,AMITYVILLE,NY)	Graph	1	\$47,985.60	\$47,985.60	\$47,985.60	\$47,985.60
Totals	Graph	1	\$47,985.60	\$47,985.60	\$47,985.60	\$47,985.60

Employer Name/Worksite Address	Graph	Count	Mean Wage	Median Wage	Lowest Wage	Highest Wage
BELLMORE TAEKWONDO, INC., 200 BROADWAY, AMITYVILLE, NY (https://www.google.com/maps/place/200%20BROADWAY,AMITYVILLE,NY)	Graph	1	\$47,985.60	\$47,985.60	\$47,985.60	\$47,985.60
Totals	Graph	1	\$47,985.60	\$47,985.60	\$47,985.60	\$47,985.60

Latitude: 40.679109 Longitude: -73.984989

Employer Name/Worksite Address	Graph	Count	Mean Wage	Median Wage	Lowest Wage	Highest Wage
SALESFORCE.COM INC., 685 THIRD AVENUE, NEW YORK, NY (https://www.google.com/maps/place/685%20THIRD%20AVENUE,NEW%20YORK,NY)	Graph	1	\$82,701.00	\$82,701.00	\$82,701.00	\$82,701.00
Totals	Graph	1	\$82,701.00	\$82,701.00	\$82,701.00	\$82,701.00

Latitude: 40.67917 Longitude: -73.963801

Employer Name/Employer Address	Graph	Count	Mean Wage	Median Wage	Lowest Wage	Highest Wage
EXPERIENCE-INTERACTION, LLC, 646 DEAN ST. #3B, BROOKLYN, NY (https://www.google.com/maps/place/646%20DEAN%20ST.%20#3B,BROOKLYN,NY)	Graph	1	\$45,760.00	\$45,760.00	\$45,760.00	\$45,760.00
TRIUMPH AND DISASTER INC, 465 PARK PL 1R#, BROOKLYN, NY (https://www.google.com/maps/place/465%20PARK%20PL%201R#,BROOKLYN,NY)	Graph	1	\$48,000.00	\$48,000.00	\$48,000.00	\$48,000.00
EAST HARLEM BLOCK NURSERY INC, 1299 AMSTERDAM AVENUE, NEW YORK, NY (https://www.google.com/maps/place/1299%20AMSTERDAM%20AVENUE,NEW%20YORK,NY)	Graph	2	\$41,000.00	\$41,000.00	\$41,000.00	\$41,000.00
Totals	Graph	4	\$43,940.00	\$41,000.00	\$41,000.00	\$48,000.00

Employer Name/Worksite Address	Graph	Count	Mean Wage	I
EBS HEALTHCARE, INC., NEW YORK CITY DEPARTMENT OF EDUCATION DISTRICT #13, BROOKLYN, NY (https://www.google.com/maps/place/NEW%20YORK%20CITY%20DEPARTMENT%20OF%20EDUCATION%20DISTRICT%20#13,BROOKLYN,NY)	Graph	1	\$118,560.00	\$1
EXPERIENCE-INTERACTION, LLC, 646 DEAN STREET, BROOKLYN, NY (https://www.google.com/maps/place/646%20DEAN%20STREET,BROOKLYN,NY)	Graph	1	\$45,760.00	\$
THERADYNAMICS REHAB MANAGEMENT, LLC, CENTERLIGHT CHHA, NEW YORK, NY (https://www.google.com/maps/place/CENTERLIGHT%20CHHA,NEW%20YORK,NY)	Graph	1	\$100,000.00	\$1
TRIUMPH AND DISASTER INC, 465 PARK PLACE 1R#, BROOKLYN, NY (https://www.google.com/maps/place/465%20PARK%20PLACE%201R#,BROOKLYN,NY)	Graph	1	\$48,000.00	\$
EAST HARLEM BLOCK NURSERY INC, 1299 AMSTERDAM AV, NEW YORK, NY (https://www.google.com/maps/place/1299%20AMSTERDAM%20AV,NEW%20YORK,NY)	Graph	2	\$41,000.00	\$
Totals	Graph	6	\$65,720.00	\$

Latitude: 40.679385 Longitude: -73.99784

Employer Name/Worksite Address	Graph	Count	Mean Wage	Median Wage	Lowest Wage	Highest Wage
BROOKLYN CONSTRUCTION SERVICES INC., 60 SACKETT ST., BROOKLYN, NY (https://www.google.com/maps/place/60%20SACKETT%20ST.,BROOKLYN,NY)	Graph	2	\$62,212.80	\$62,212.80	\$62,212.80	\$62,212.80
Totals	Graph	2	\$62,212.80	\$62,212.80	\$62,212.80	\$62,212.80

Latitude: 40.679401 Longitude: -73.982151

Employer Name/Employer Address	Graph	Count	Mean Wage	Median Wage	Lowest Wage	Highest Wage
PASSIVE HOUSE CENTER INC., 334 DOUGLASS STREET, BROOKLYN, NY (https://www.google.com/maps/place/334%20DOUGLASS%20STREET,BROOKLYN,NY)	Graph	1	\$38,896.00	\$38,896.00	\$38,896.00	\$38,896.00
Totals	Graph	1	\$38,896.00	\$38,896.00	\$38,896.00	\$38,896.00

Employer Name/Worksite Address	Graph	Count	Mean Wage	Median Wage	Lowest Wage	Highest Wage
PASSIVE HOUSE CENTER INC., 334 DOUGLASS STREET, BROOKLYN, NY (https://www.google.com/maps/place/334%20DOUGLASS%20STREET,BROOKLYN,NY)	Graph	1	\$38,896.00	\$38,896.00	\$38,896.00	\$38,896.00
Totals	Graph	1	\$38,896.00	\$38,896.00	\$38,896.00	\$38,896.00

Latitude: 40.679457 Longitude: -73.992239

Employer Name/Employer Address	Graph	Count	Mean Wage	Median Wage	Lowest Wage	Highest Wage
MCO ARCHITECT, 315 CARROLL STREET, BROOKLYN, NY (https://www.google.com/maps/place/315%20CARROLL%20STREET,BROOKLYN,NY)	Graph	1	\$57,468.00	\$57,468.00	\$57,468.00	\$57,468.00
Totals	Graph	1	\$57,468.00	\$57,468.00	\$57,468.00	\$57,468.00

Employer Name/Worksite Address	Graph	Count	Mean Wage	Median Wage	Lowest Wage	Highest Wage
MCO ARCHITECT, 315 CARROLL STREET, BROOKLYN, NY (https://www.google.com/maps/place/315%20CARROLL%20STREET,BROOKLYN,NY)	Graph	1	\$57,468.00	\$57,468.00	\$57,468.00	\$57,468.00
Totals	Graph	1	\$57,468.00	\$57,468.00	\$57,468.00	\$57,468.00

Latitude: 40.679518 Longitude: -73.982089

Employer Name/Employer Address	Graph	Count	Mean Wage	Median Wage	Lowest Wage	Highest Wage
--------------------------------	-------	-------	-----------	-------------	-------------	--------------

Employer Name/Employer Address	Graph	Count	Mean Wage	Median Wage	Lowest Wage	Highest Wage
GRAIN COLLECTIVE LANDSCAPE ARCHITECTURE & URBAN DESIGN PLLC, 339 DOUGLASS STREET, BROOKLYN, NY (https://www.google.com/maps/place/339%20DOUGLASS%20STREET,BROOKLYN,NY)	Graph	1	\$48,000.00	\$48,000.00	\$48,000.00	\$48,000.00
Totals	Graph	1	\$48,000.00	\$48,000.00	\$48,000.00	\$48,000.00

Employer Name/Worksite Address	Graph	Count	Mean Wage	Median Wage	Lowest Wage	Highest Wage
GRAIN COLLECTIVE LANDSCAPE ARCHITECTURE & URBAN DESIGN PLLC, 339 DOUGLASS STREET, BROOKLYN, NY (https://www.google.com/maps/place/339%20DOUGLASS%20STREET,BROOKLYN,NY)	Graph	1	\$48,000.00	\$48,000.00	\$48,000.00	\$48,000.00
Totals	Graph	1	\$48,000.00	\$48,000.00	\$48,000.00	\$48,000.00

Latitude: 40.679798 Longitude: -73.982808

Employer Name/Employer Address	Graph	Count	Mean Wage	Median Wage	Lowest Wage	Highest Wage
WINDHAM RESTORATION CORP, 319 DOUGLASS STREET, BROOKLYN, NY (https://www.google.com/maps/place/319%20DOUGLASS%20STREET,BROOKLYN,NY)	Graph	1	\$106,675.00	\$106,675.00	\$106,675.00	\$106,675.00
Totals	Graph	1	\$106,675.00	\$106,675.00	\$106,675.00	\$106,675.00

Employer Name/Worksite Address	Graph	Count	Mean Wage	Median Wage	Lowest Wage	Highest Wage
WINDHAM RESTORATION CORP, 319 DOUGLASS STREET, BROOKLYN, NY (https://www.google.com/maps/place/319%20DOUGLASS%20STREET,BROOKLYN,NY)	Graph	1	\$106,675.00	\$106,675.00	\$106,675.00	\$106,675.00
Totals	Graph	1	\$106,675.00	\$106,675.00	\$106,675.00	\$106,675.00

Latitude: 40.679848 Longitude: -73.981474

Employer Name/Employer Address	Graph	Count	Mean Wage	Median Wage	Lowest Wage	Highest Wage
SEQUOIA AGENCY LLC, 150 4TH AVENUE, BROOKLYN, NY (https://www.google.com/maps/place/150%204TH%20AVENUE,BROOKLYN,NY)	Graph	3	\$64,812.87	\$64,812.80	\$64,812.80	\$64,813.00
Totals	Graph	3	\$64,812.87	\$64,812.80	\$64,812.80	\$64,813.00

Employer Name/Worksite Address	Graph	Count	Mean Wage	Median Wage	Lowest Wage	Highest Wage
SEQUOIA AGENCY LLC, 150 4TH AVE, BROOKLYN, NY (https://www.google.com/maps/place/150%204TH%20AVE,BROOKLYN,NY)	Graph	3	\$64,812.87	\$64,812.80	\$64,812.80	\$64,813.00
Totals	Graph	3	\$64,812.87	\$64,812.80	\$64,812.80	\$64,813.00

Latitude: 40.680054 Longitude: -74.010791

Employer Name/Employer Address	Graph	Count	Mean Wage	Median Wage	Lowest Wage	Highest Wage
DIFAMA CONCRETE, INC., 131 IMLAY STREET, BROOKLYN, NY (https://www.google.com/maps/place/131%20IMLAY%20STREET,BROOKLYN,NY)	Graph	1	\$70,000.00	\$70,000.00	\$70,000.00	\$70,000.00
Totals	Graph	1	\$70,000.00	\$70,000.00	\$70,000.00	\$70,000.00

Employer Name/Worksite Address	Graph	Count	Mean Wage	Median Wage	Lowest Wage	Highest Wage
DIFAMA CONCRETE, INC., 131 IMLAY STREET, BROOKLYN, NY (https://www.google.com/maps/place/131%20IMLAY%20STREET,BROOKLYN,NY)	Graph	1	\$70,000.00	\$70,000.00	\$70,000.00	\$70,000.00
Totals	Graph	1	\$70,000.00	\$70,000.00	\$70,000.00	\$70,000.00

Latitude: 40.680532 Longitude: -73.838279

Employer Name/Employer Address	Graph	Count	Mean Wage	Median Wage	Lowest Wage	Highest Wage
RIGHT START DEVELOPMENT LLC, 104-50 102ND STREET, OZONE PARK, NY (https://www.google.com/maps/place/104-50%20102ND%20STREET,OZONE%20PARK,NY)	Graph	1	\$65,850.00	\$65,850.00	\$65,850.00	\$65,850.00
Totals	Graph	1	\$65,850.00	\$65,850.00	\$65,850.00	\$65,850.00

Employer Name/Worksite Address	Graph	Count	Mean Wage	Median Wage	Lowest Wage	Highest Wage
RIGHT START DEVELOPMENT LLC, 104-50 102ND STREET, OZONE PARK, NY (https://www.google.com/maps/place/104-50%20102ND%20STREET,OZONE%20PARK,NY)	Graph	1	\$65,850.00	\$65,850.00	\$65,850.00	\$65,850.00
Totals	Graph	1	\$65,850.00	\$65,850.00	\$65,850.00	\$65,850.00

Latitude: 40.680648 Longitude: -73.970473

Employer Name/Employer Address	Graph	Count	Mean Wage	Median Wage	Lowest Wage	Highest Wage
WEARETV USA INC., 594 DEAN STREET, BROOKLYN, NY (https://www.google.com/maps/place/594%20DEAN%20STREET,BROOKLYN,NY)	Graph	1	\$111,405.00	\$111,405.00	\$111,405.00	\$111,405.00
Totals	Graph	1	\$111,405.00	\$111,405.00	\$111,405.00	\$111,405.00

Employer Name/Worksite Address	Graph	Count	Mean Wage	Median Wage	Lowest Wage	Highest Wage
WEARETV USA INC., 594 DEAN STREET, BROOKLYN, NY (https://www.google.com/maps/place/594%20DEAN%20STREET,BROOKLYN,NY)	Graph	2	\$138,202.50	\$111,405.00	\$111,405.00	\$165,000.00
Totals	Graph	2	\$138,202.50	\$111,405.00	\$111,405.00	\$165,000.00

Latitude: 40.680769 Longitude: -73.949313

Employer Name/Worksite Address	Graph	Count	Mean Wage	Median Wage	Lowest Wage
SANEBOX, INC., 300 QUINCY STREET, #3D, BROOKLYN, NY (https://www.google.com/maps/place/300%20QUINCY%20STREET,%20#3D,BROOKLYN,NY)	Graph	1	\$71,510.00	\$71,510.00	\$71,510.00
UNCOMMON SCHOOLS INC., UNCOMMON COLLEGIATE CHARTER HIGH SCHOOL, BROOKLYN, NY (https://www.google.com/maps/place/UNCOMMON%20COLLEGIATE%20CHARTER%20HIGH%20SCHOOL,BROOKLYN,NY)	Graph	1	\$72,150.00	\$72,150.00	\$72,150.00
Totals	Graph	2	\$71,830.00	\$71,510.00	\$71,510.00

Latitude: 40.680793 Longitude: -73.967666

Employer Name/Employer Address	Graph	Count	Mean Wage	Median Wage	Lowest Wage	Highest Wage
THE RESEARCH STUDIO, 565 VANDERBILT AVENUE, BROOKLYN, NY (https://www.google.com/maps/place/565%20VANDERBILT%20AVENUE,BROOKLYN,NY)	Graph	1	\$52,000.00	\$52,000.00	\$52,000.00	\$52,000.00
Totals	Graph	1	\$52,000.00	\$52,000.00	\$52,000.00	\$52,000.00

Employer Name/Worksite Address	Graph	Count	Mean Wage	Median Wage	Lowest Wage	Highest Wage
THE RESEARCH STUDIO, 565 VANDERBILT AVENUE, BROOKLYN, NY (https://www.google.com/maps/place/565%20VANDERBILT%20AVENUE,BROOKLYN,NY)	Graph	1	\$52,000.00	\$52,000.00	\$52,000.00	\$52,000.00
Totals	Graph	1	\$52,000.00	\$52,000.00	\$52,000.00	\$52,000.00

Latitude: 40.680815 Longitude: -73.970631

Employer Name/Worksite Address	Graph	Count	Mean Wage	Median Wage	Lowest Wage	Highest Wage
PRAYTELL STRATEGY, INC, 100 DEAN STREET, BROOKLYN, NY (https://www.google.com/maps/place/100%20DEAN%20STREET,BROOKLYN,NY)	Graph	1	\$131,477.00	\$131,477.00	\$131,477.00	\$131,477.00
Totals	Graph	1	\$131,477.00	\$131,477.00	\$131,477.00	\$131,477.00

Latitude: 40.680897 Longitude: -73.944169

Employer Name/Worksite Address	Graph	Count	Mean Wage	Median Wage	Lowest Wage	Highest Wage
CHILDREN OF PROMISE, NYC, 54 MACDONOUGH ST, BROOKLYN, NY (https://www.google.com/maps/place/54%20MACDONOUGH%20ST,BROOKLYN,NY)	Graph	1	\$56,160.00	\$56,160.00	\$56,160.00	\$56,160.00
Totals	Graph	1	\$56,160.00	\$56,160.00	\$56,160.00	\$56,160.00

Employer Name/Worksite Address	Graph	Count	Mean Wage	Median Wage	Lowest Wage	Highest Wage
CHILDREN OF PROMISE, NYC, 54 MACDONOUGH ST, BROOKLYN, NY (https://www.google.com/maps/place/54%20MACDONOUGH%20ST,BROOKLYN,NY)	Graph	1	\$56,160.00	\$56,160.00	\$56,160.00	\$56,160.00
Totals	Graph	1	\$56,160.00	\$56,160.00	\$56,160.00	\$56,160.00

Latitude: 40.681178 Longitude: -74.008613

Employer Name/Worksite Address	Graph	Count	Mean Wage	Median Wage	Lowest Wage	Highest Wage
HEVO INC., 102 COMMERCE STREET, BROOKLYN, NY (https://www.google.com/maps/place/102%20COMMERCE%20STREET,BROOKLYN,NY)	Graph	3	\$68,869.00	\$68,869.00	\$68,869.00	\$68,869.00
Totals	Graph	3	\$68,869.00	\$68,869.00	\$68,869.00	\$68,869.00

Employer Name/Worksite Address	Graph	Count	Mean Wage	Median Wage	Lowest Wage	Highest Wage
HEVO INC., 102 COMMERCE STREET, BROOKLYN, NY (https://www.google.com/maps/place/102%20COMMERCE%20STREET,BROOKLYN,NY)	Graph	3	\$68,869.00	\$68,869.00	\$68,869.00	\$68,869.00
Totals	Graph	3	\$68,869.00	\$68,869.00	\$68,869.00	\$68,869.00

Latitude: 40.681196 Longitude: -73.409343

Employer Name/Worksite Address	Graph	Count	Mean Wage	Median Wage	Lowest Wage	Highest Wage
ALARM LOCK SYSTEMS, LLC, 333 BAYVIEW AVENUE, AMITYVILLE, NY (https://www.google.com/maps/place/333%20BAYVIEW%20AVENUE,AMITYVILLE,NY)	Graph	1	\$97,334.00	\$97,334.00	\$97,334.00	\$97,334.00
Totals	Graph	1	\$97,334.00	\$97,334.00	\$97,334.00	\$97,334.00

Employer Name/Worksite Address	Graph	Count	Mean Wage	Median Wage	Lowest Wage	Highest Wage
ALARM LOCK SYSTEMS, LLC, 333 BAYVIEW AVE, AMITYVILLE, NY (https://www.google.com/maps/place/333%20BAYVIEW%20AVE,AMITYVILLE,NY)	Graph	1	\$97,334.00	\$97,334.00	\$97,334.00	\$97,334.00
Totals	Graph	1	\$97,334.00	\$97,334.00	\$97,334.00	\$97,334.00

Latitude: 40.681221 Longitude: -73.423217

Employer Name/Worksite Address	Graph	Count	Mean Wage	Median Wage	Lowest Wage	Highest Wage
YU SHAN CO USA LTD, 38 WILLIAM STREET, AMITYVILLE, NY (https://www.google.com/maps/place/38%20WILLIAM%20STREET,AMITYVILLE,NY)	Graph	1	\$50,000.00	\$50,000.00	\$50,000.00	\$50,000.00

Employer Name/Employer Address	Graph	Count	Mean Wage	Median Wage	Lowest Wage	Highest Wage
YU SHAN CO. USA, LTD., 38 WILLIAM STREET, AMITYVILLE, NY (https://www.google.com/maps/place/38%20WILLIAM%20STREET,AMITYVILLE,NY)	Graph	1	\$57,137.60	\$57,137.60	\$57,137.60	\$57,137.60
YU SHAN CO., U.S.A., LTD., 38 WILLIAM STREET, AMITYVILLE, NY (https://www.google.com/maps/place/38%20WILLIAM%20STREET,AMITYVILLE,NY)	Graph	4	\$53,360.00	\$53,000.00	\$45,000.00	\$62,400.00
Totals	Graph	6	\$53,429.60	\$53,000.00	\$45,000.00	\$62,400.00

Employer Name/Worksite Address	Graph	Count	Mean Wage	Median Wage	Lowest Wage	Highest Wage
YU SHAN CO., U.S.A., LTD., 38 WILLIAM STREET, AMITYVILLE, NY (https://www.google.com/maps/place/38%20WILLIAM%20STREET,AMITYVILLE,NY)	Graph	6	\$53,429.60	\$53,000.00	\$45,000.00	\$62,400.00
Totals	Graph	6	\$53,429.60	\$53,000.00	\$45,000.00	\$62,400.00

Latitude: 40.681363 Longitude: -73.409326

Employer Name/Employer Address	Graph	Count	Mean Wage	Median Wage	Lowest Wage	Highest Wage
ALARM LOCK SYSTEMS, LLC, 345 BAYVIEW AVENUE, AMITYVILLE, NY (https://www.google.com/maps/place/345%20BAYVIEW%20AVENUE,AMITYVILLE,NY)	Graph	1	\$105,000.00	\$105,000.00	\$105,000.00	\$105,000.00
Totals	Graph	1	\$105,000.00	\$105,000.00	\$105,000.00	\$105,000.00

Employer Name/Worksite Address	Graph	Count	Mean Wage	Median Wage	Lowest Wage	Highest Wage
ALARM LOCK SYSTEMS, LLC, 345 BAYVIEW AVE, AMITYVILLE, NY (https://www.google.com/maps/place/345%20BAYVIEW%20AVE,AMITYVILLE,NY)	Graph	1	\$105,000.00	\$105,000.00	\$105,000.00	\$105,000.00
Totals	Graph	1	\$105,000.00	\$105,000.00	\$105,000.00	\$105,000.00

Latitude: 40.681878 Longitude: -73.854643

Employer Name/Worksite Address	Graph	Count	Mean Wage	Median Wage	Lowest Wage	Highest Wage
CLOUDERA, INC., 10508 101ST AVENUE, OZONE PARK, NY (https://www.google.com/maps/place/10508%20101ST%20AVENUE,OZONE%20PARK,NY)	Graph	1	\$72,000.00	\$72,000.00	\$72,000.00	\$72,000.00
Totals	Graph	1	\$72,000.00	\$72,000.00	\$72,000.00	\$72,000.00

Latitude: 40.681954 Longitude: -73.41261

Employer Name/Worksite Address	Graph	Count	Mean Wage	Median Wage	Lowest Wage	Highest Wage
ITC INFOTECH (USA), INC., SUNDIAL BRANDS LLC, AMITYVILLE, NY (https://www.google.com/maps/place/SUNDIAL%20BRANDS%20LLC,AMITYVILLE,NY)	Graph	3	\$79,948.33	\$76,315.00	\$72,821.00	\$90,709.00
Totals	Graph	3	\$79,948.33	\$76,315.00	\$72,821.00	\$90,709.00

Latitude: 40.681981 Longitude: -73.766156

Employer Name/Worksite Address	Graph	Count	Mean Wage	Median Wage	Lowest Wage	Highest Wage
INFORICK CORP., 126-13 MERRICK BOULEVARD, JAMAICA, NY (https://www.google.com/maps/place/126-13%20MERRICK%20BOULEVARD,JAMAICA,NY)	Graph	2	\$55,910.00	\$55,910.00	\$55,910.00	\$55,910.00
Totals	Graph	2	\$55,910.00	\$55,910.00	\$55,910.00	\$55,910.00

Latitude: 40.68212 Longitude: -73.913913

Employer Name/Employer Address	Graph	Count	Mean Wage	Median Wage	Lowest Wage	Highest Wage
MAKE IT HERE LLC, 456 CHAUNCEY ST, BROOKLYN, NY (https://www.google.com/maps/place/456%20CHAUNCEY%20ST,BROOKLYN,NY)	Graph	1	\$93,600.00	\$93,600.00	\$93,600.00	\$93,600.00
Totals	Graph	1	\$93,600.00	\$93,600.00	\$93,600.00	\$93,600.00

Employer Name/Worksite Address	Graph	Count	Mean Wage	Median Wage	Lowest Wage	Highest Wage
MAKE IT HERE LLC, 456 CHAUNCEY ST, BROOKLYN, NY (https://www.google.com/maps/place/456%20CHAUNCEY%20ST,BROOKLYN,NY)	Graph	1	\$93,600.00	\$93,600.00	\$93,600.00	\$93,600.00
Totals	Graph	1	\$93,600.00	\$93,600.00	\$93,600.00	\$93,600.00

Latitude: 40.682199 Longitude: -73.409241

Employer Name/Worksite Address	Graph	Count	Mean Wage	Median Wage	Lowest Wage	Highest Wage
AKORN, INC., 369 BAYVIEW AVENUE, AMITYVILLE, NY (https://www.google.com/maps/place/369%20BAYVIEW%20AVENUE,AMITYVILLE,NY)	Graph	4	\$66,775.00	\$67,000.00	\$54,100.00	\$73,000.00
Totals	Graph	4	\$66,775.00	\$67,000.00	\$54,100.00	\$73,000.00

Latitude: 40.682324 Longitude: -73.905404

Employer Name/Employer Address	Graph	Count	Mean Wage	Median Wage	Lowest Wage	Highest Wage
EZ MOTO INC., 1533 BUSHWICK AVE, BROOKLYN, NY (https://www.google.com/maps/place/1533%20BUSHWICK%20AVE,BROOKLYN,NY)	Graph	1	\$54,080.00	\$54,080.00	\$54,080.00	\$54,080.00
EZ MOTO INC, 1533 BUSHWICK AVE, BROOKLYN, NY (https://www.google.com/maps/place/1533%20BUSHWICK%20AVE,BROOKLYN,NY)	Graph	2	\$36,848.00	\$33,696.00	\$33,696.00	\$40,000.00
Totals	Graph	3	\$42,592.00	\$40,000.00	\$33,696.00	\$54,080.00

Employer Name/Worksite Address	Graph	Count	Mean Wage	Median Wage	Lowest Wage	Highest Wage
EZ MOTO INC., 1533 BUSHWICK AVE, BROOKLYN, NY (https://www.google.com/maps/place/1533%20BUSHWICK%20AVE,BROOKLYN,NY)	Graph	3	\$42,592.00	\$40,000.00	\$33,696.00	\$54,080.00
Totals	Graph	3	\$42,592.00	\$40,000.00	\$33,696.00	\$54,080.00

Latitude: 40.682365 Longitude: -73.929011

Employer Name/Employer Address	Graph	Count	Mean Wage	Median Wage	Lowest Wage	Highest Wage
ELEVATION ENTERPRISE LLC, 308 MALCOLM X BLVD, BROOKLYN, NY (https://www.google.com/maps/place/308%20MALCOLM%20X%20BLVD,BROOKLYN,NY)	Graph	1	\$95,000.00	\$95,000.00	\$95,000.00	\$95,000.00
Totals	Graph	1	\$95,000.00	\$95,000.00	\$95,000.00	\$95,000.00

Employer Name/Worksite Address	Graph	Count	Mean Wage	Median Wage	Lowest Wage	Highest Wage
ELEVATION ENTERPRISE LLC, 308 MALCOLM X BLVD, BROOKLYN, NY (https://www.google.com/maps/place/308%20MALCOLM%20X%20BLVD,BROOKLYN,NY)	Graph	1	\$95,000.00	\$95,000.00	\$95,000.00	\$95,000.00
Totals	Graph	1	\$95,000.00	\$95,000.00	\$95,000.00	\$95,000.00

Latitude: 40.682417 Longitude: -73.979385

Employer Name/Employer Address	Graph	Count	Mean Wage	Median Wage	Lowest Wage	Highest Wage
--------------------------------	-------	-------	-----------	-------------	-------------	--------------

Employer Name/Employer Address	Graph	Count	Mean Wage	Median Wage	Lowest Wage	Highest Wage
ORDER DESIGN, 212 FRANKLIN STREET, BROOKLYN, NY (https://www.google.com/maps/place/212%20FRANKLIN%20STREET,BROOKLYN,NY)	Graph	1	\$59,987.20	\$59,987.20	\$59,987.20	\$59,987.20
STANDARDS MANUAL LLC, 212 FRANKLIN STREET, BROOKLYN, NY (https://www.google.com/maps/place/212%20FRANKLIN%20STREET,BROOKLYN,NY)	Graph	1	\$59,987.20	\$59,987.20	\$59,987.20	\$59,987.20
Totals	Graph	2	\$59,987.20	\$59,987.20	\$59,987.20	\$59,987.20

Employer Name/Worksite Address	Graph	Count	Mean Wage	Median Wage	Lowest Wage	Highest Wage
NYC SMALL BUSINESS SOLUTIONS, INC., 237 FLATBUSH AVENUE, BROOKLYN, NY (https://www.google.com/maps/place/237%20FLATBUSH%20AVENUE,BROOKLYN,NY)	Graph	1	\$146,059.00	\$146,059.00	\$146,059.00	\$146,059.00
ORDER DESIGN, 212 FRANKLIN STREET, BROOKLYN, NY (https://www.google.com/maps/place/212%20FRANKLIN%20STREET,BROOKLYN,NY)	Graph	2	\$59,987.20	\$59,987.20	\$59,987.20	\$59,987.20
Totals	Graph	3	\$88,677.80	\$59,987.20	\$59,987.20	\$146,059.00

Latitude: 40.682508 Longitude: -73.876446

Employer Name/Worksite Address	Graph	Count	Mean Wage	Median Wage	Lowest Wage	Highest Wage
AMERICAN MEDICAL, INC., 3209 FULTON STREET, BROOKLYN, NY (https://www.google.com/maps/place/3209%20FULTON%20STREET,BROOKLYN,NY)	Graph	2	\$66,000.00	\$66,000.00	\$66,000.00	\$66,000.00
Totals	Graph	2	\$66,000.00	\$66,000.00	\$66,000.00	\$66,000.00

Latitude: 40.682539 Longitude: -73.95708

Employer Name/Employer Address	Graph	Count	Mean Wage	Median Wage	Lowest Wage	Highest Wage
THE BROOKLYN WALDORF SCHOOL, 11 JEFFERSON AVENUE, BROOKLYN, NY (https://www.google.com/maps/place/11%20JEFFERSON%20AVENUE,BROOKLYN,NY)	Graph	2	\$65,450.00	\$54,000.00	\$54,000.00	\$76,900.00
Totals	Graph	2	\$65,450.00	\$54,000.00	\$54,000.00	\$76,900.00

Employer Name/Worksite Address	Graph	Count	Mean Wage	Median Wage	Lowest Wage	Highest Wage
THE BROOKLYN WALDORF SCHOOL, 11 JEFFERSON AVENUE, BROOKLYN, NY (https://www.google.com/maps/place/11%20JEFFERSON%20AVENUE,BROOKLYN,NY)	Graph	2	\$65,450.00	\$54,000.00	\$54,000.00	\$76,900.00
Totals	Graph	2	\$65,450.00	\$54,000.00	\$54,000.00	\$76,900.00

Latitude: 40.682599 Longitude: -73.854758

Employer Name/Employer Address	Graph	Count	Mean Wage	Median Wage	Lowest Wage	Highest Wage
ZAMAN CONSTRUCTION CORP., 97-53 85TH STREET, OZONE PARK, NY (https://www.google.com/maps/place/97-53%2085TH%20STREET,OZONE%20PARK,NY)	Graph	1	\$80,000.00	\$80,000.00	\$80,000.00	\$80,000.00
Totals	Graph	1	\$80,000.00	\$80,000.00	\$80,000.00	\$80,000.00

Employer Name/Worksite Address	Graph	Count	Mean Wage	Median Wage	Lowest Wage	Highest Wage
ZAMAN CONSTRUCTION CORP., 97-53 85TH STREET, OZONE PARK, NY (https://www.google.com/maps/place/97-53%2085TH%20STREET,OZONE%20PARK,NY)	Graph	1	\$80,000.00	\$80,000.00	\$80,000.00	\$80,000.00
Totals	Graph	1	\$80,000.00	\$80,000.00	\$80,000.00	\$80,000.00

Latitude: 40.682709 Longitude: -73.963515

Employer Name/Employer Address	Graph	Count	Mean Wage	Median Wage	Lowest Wage	Highest Wage
STE MANAGEMENT LLC, 936 FULTON STREET, BROOKLYN, NY (https://www.google.com/maps/place/936%20FULTON%20STREET,BROOKLYN,NY)	Graph	1	\$60,000.00	\$60,000.00	\$60,000.00	\$60,000.00
Totals	Graph	1	\$60,000.00	\$60,000.00	\$60,000.00	\$60,000.00

Employer Name/Worksite Address	Graph	Count	Mean Wage	Median Wage	Lowest Wage	Highest Wage
STE MANAGEMENT LLC, 936 FULTON STREET, BROOKLYN, NY (https://www.google.com/maps/place/936%20FULTON%20STREET,BROOKLYN,NY)	Graph	1	\$60,000.00	\$60,000.00	\$60,000.00	\$60,000.00
Totals	Graph	1	\$60,000.00	\$60,000.00	\$60,000.00	\$60,000.00

Latitude: 40.682848 Longitude: -74.007517

Employer Name/Employer Address	Graph	Count	Mean Wage	Median Wage	Lowest Wage	Highest Wage
KAMMETAL INC, 29 IMLAY ST, BROOKLYN, NY (https://www.google.com/maps/place/29%20IMLAY%20ST,BROOKLYN,NY)	Graph	1	\$58,240.00	\$58,240.00	\$58,240.00	\$58,240.00
Totals	Graph	1	\$58,240.00	\$58,240.00	\$58,240.00	\$58,240.00

Employer Name/Worksite Address	Graph	Count	Mean Wage	Median Wage	Lowest Wage	Highest Wage
KAMMETAL INC, 29 IMLAY ST, BROOKLYN, NY (https://www.google.com/maps/place/29%20IMLAY%20ST,BROOKLYN,NY)	Graph	1	\$58,240.00	\$58,240.00	\$58,240.00	\$58,240.00
Totals	Graph	1	\$58,240.00	\$58,240.00	\$58,240.00	\$58,240.00

Latitude: 40.682976 Longitude: -73.985151

Employer Name/Employer Address	Graph	Count	Mean Wage	Median Wage	Lowest Wage	Highest Wage
BELGO MOBILE LLC, 506 WARREN STREET, BROOKLYN, NY (https://www.google.com/maps/place/506%20WARREN%20STREET,BROOKLYN,NY)	Graph	1	\$72,300.80	\$72,300.80	\$72,300.80	\$72,300.80
Totals	Graph	1	\$72,300.80	\$72,300.80	\$72,300.80	\$72,300.80

Employer Name/Worksite Address	Graph	Count	Mean Wage	Median Wage	Lowest Wage	Highest Wage
BELGO MOBILE LLC, 506 WARREN STREET, BROOKLYN, NY (https://www.google.com/maps/place/506%20WARREN%20STREET,BROOKLYN,NY)	Graph	1	\$72,300.80	\$72,300.80	\$72,300.80	\$72,300.80
Totals	Graph	1	\$72,300.80	\$72,300.80	\$72,300.80	\$72,300.80

Latitude: 40.683028 Longitude: -73.946309

Employer Name/Employer Address	Graph	Count	Mean Wage	Median Wage	Lowest Wage	Highest Wage
DEERGROW DEVELOPMENTS1 LLC, 237 HANCOCK STREET, BROOKLYN, NY (https://www.google.com/maps/place/237%20HANCOCK%20STREET,BROOKLYN,NY)	Graph	1	\$64,001.60	\$64,001.60	\$64,001.60	\$64,001.60
Totals	Graph	1	\$64,001.60	\$64,001.60	\$64,001.60	\$64,001.60

Employer Name/Worksite Address	Graph	Count	Mean Wage	Median Wage	Lowest Wage	Highest Wage
DEERGROW DEVELOPMENTS1 LLC, 237 HANCOCK STREET, BROOKLYN, NY (https://www.google.com/maps/place/237%20HANCOCK%20STREET,BROOKLYN,NY)	Graph	1	\$64,001.60	\$64,001.60	\$64,001.60	\$64,001.60
Totals	Graph	1	\$64,001.60	\$64,001.60	\$64,001.60	\$64,001.60

Latitude: 40.683117 Longitude: -73.981401

Employer Name/Worksite Address	Graph	Count	Mean Wage	Median Wage	Lowest Wage	Highest Wage
GITHUB, INC., 316 BERGEN STREET, BROOKLYN, NY (https://www.google.com/maps/place/316%20BERGEN%20STREET,BROOKLYN,NY)	Graph	1	\$180,000.00	\$180,000.00	\$180,000.00	\$180,000.00
Totals	Graph	1	\$180,000.00	\$180,000.00	\$180,000.00	\$180,000.00

Latitude: 40.6833 Longitude: -73.417534

Employer Name/Worksite Address	Graph	Count	Mean Wage	Median Wage	Lowest Wage	Highest Wage
WITHIN NORMAL LIMITS PHYSICAL THERAPY P.C., 333 BROADWAY, AMITYVILLE, NY (https://www.google.com/maps/place/333%20BROADWAY,AMITYVILLE,NY)	Graph	1	\$78,000.00	\$78,000.00	\$78,000.00	\$78,000.00
Totals	Graph	1	\$78,000.00	\$78,000.00	\$78,000.00	\$78,000.00

Latitude: 40.683317 Longitude: -73.992697

Employer Name/Employer Address	Graph	Count	Mean Wage	Median Wage	Lowest Wage	Highest Wage
SATYA GRACE GROUP, INC., 249 SMITH ST. #117, BROOKLYN, NY (https://www.google.com/maps/place/249%20SMITH%20ST.%20#117,BROOKLYN,NY)	Graph	1	\$47,000.00	\$47,000.00	\$47,000.00	\$47,000.00
Totals	Graph	1	\$47,000.00	\$47,000.00	\$47,000.00	\$47,000.00

Employer Name/Worksite Address	Graph	Count	Mean Wage	Median Wage	Lowest Wage	Highest Wage
SATYA GRACE GROUP, INC., 249 SMITH ST. #117, BROOKLYN, NY (https://www.google.com/maps/place/249%20SMITH%20ST.%20#117,BROOKLYN,NY)	Graph	1	\$47,000.00	\$47,000.00	\$47,000.00	\$47,000.00
Totals	Graph	1	\$47,000.00	\$47,000.00	\$47,000.00	\$47,000.00

Latitude: 40.683361 Longitude: -73.961871

Employer Name/Employer Address	Graph	Count	Mean Wage	Median Wage	Lowest Wage	Highest Wage
WRECKROOM RECORDS LLC, 430 GRAND AVENUE, BROOKLYN, NY (https://www.google.com/maps/place/430%20GRAND%20AVENUE,BROOKLYN,NY)	Graph	1	\$35,000.00	\$35,000.00	\$35,000.00	\$35,000.00
Totals	Graph	1	\$35,000.00	\$35,000.00	\$35,000.00	\$35,000.00

Employer Name/Worksite Address	Graph	Count	Mean Wage	Median Wage	Lowest Wage	Highest Wage
WRECKROOM RECORDS LLC, 430 GRAND AVE, BROOKLYN, NY (https://www.google.com/maps/place/430%20GRAND%20AVE,BROOKLYN,NY)	Graph	1	\$35,000.00	\$35,000.00	\$35,000.00	\$35,000.00
Totals	Graph	1	\$35,000.00	\$35,000.00	\$35,000.00	\$35,000.00

Latitude: 40.68344 Longitude: -73.788511

Employer Name/Employer Address	Graph	Count	Mean Wage	Median Wage	Lowest Wage	Highest Wage
HYPE ASSETS, INC., 155-32 116 RD., JAMAICA, NY (https://www.google.com/maps/place/155-32%20116%20RD.,JAMAICA,NY)	Graph	1	\$72,300.80	\$72,300.80	\$72,300.80	\$72,300.80
Totals	Graph	1	\$72,300.80	\$72,300.80	\$72,300.80	\$72,300.80

Employer Name/Worksite Address	Graph	Count	Mean Wage	Median Wage	Lowest Wage	Highest Wage
--------------------------------	-------	-------	-----------	-------------	-------------	--------------

Employer Name/Worksite Address	Graph	Count	Mean Wage	Median Wage	Lowest Wage	Highest Wage
HYPE ASSETS, INC., 155-32 116 RD, JAMAICA, NY (https://www.google.com/maps/place/155-32%20116%20RD,JAMAICA,NY)	Graph	1	\$72,300.80	\$72,300.80	\$72,300.80	\$72,300.80
Totals	Graph	1	\$72,300.80	\$72,300.80	\$72,300.80	\$72,300.80

Latitude: 40.683545 Longitude: -73.385832

Employer Name/Employer Address	Graph	Count	Mean Wage	Median Wage	Lowest Wage	Highest Wage
YOUNG'S AUTO INC, 538 WEST HOFFMAN AVENUE, LINDENHURST, NY (https://www.google.com/maps/place/538%20WEST%20HOFFMAN%20AVENUE,LINDENHURST,NY)	Graph	1	\$54,080.00	\$54,080.00	\$54,080.00	\$54,080.00
YOUNG'S AUTO INC, 538 WEST HOFFMAN AVENUE, LINDERHURST, NY (https://www.google.com/maps/place/538%20WEST%20HOFFMAN%20AVENUE,LINDERHURST,NY)	Graph	3	\$52,860.00	\$52,500.00	\$52,000.00	\$54,080.00
Totals	Graph	4	\$53,165.00	\$52,500.00	\$52,000.00	\$54,080.00

Employer Name/Worksite Address	Graph	Count	Mean Wage	Median Wage	Lowest Wage	Highest Wage
YOUNG'S AUTO INC, 538 WEST HOFFMAN, LINDENHURST, NY (https://www.google.com/maps/place/538%20WEST%20HOFFMAN,LINDENHURST,NY)	Graph	1	\$52,000.00	\$52,000.00	\$52,000.00	\$52,000.00
YOUNG'S AUTO INC, 538 WEST HOFFMAN AVENUE, LINDENHURST, NY (https://www.google.com/maps/place/538%20WEST%20HOFFMAN%20AVENUE,LINDENHURST,NY)	Graph	3	\$53,553.33	\$54,080.00	\$52,500.00	\$54,080.00
Totals	Graph	4	\$53,165.00	\$52,500.00	\$52,000.00	\$54,080.00

Latitude: 40.683983 Longitude: -73.96383

Employer Name/Employer Address	Graph	Count	Mean Wage	Median Wage	Lowest Wage	Highest Wage
HARI M KUNZRU, 187 ST. JAMES PLACE, BROOKLYN, NY (https://www.google.com/maps/place/187%20ST.%20JAMES%20PLACE,BROOKLYN,NY)	Graph	1	\$49,450.00	\$49,450.00	\$49,450.00	\$49,450.00
Totals	Graph	1	\$49,450.00	\$49,450.00	\$49,450.00	\$49,450.00

Employer Name/Worksite Address	Graph	Count	Mean Wage	Median Wage	Lowest Wage	Highest Wage
HARI M KUNZRU, 187 ST. JAMES PLACE, BROOKLYN, NY (https://www.google.com/maps/place/187%20ST.%20JAMES%20PLACE,BROOKLYN,NY)	Graph	1	\$49,450.00	\$49,450.00	\$49,450.00	\$49,450.00
Totals	Graph	1	\$49,450.00	\$49,450.00	\$49,450.00	\$49,450.00

Latitude: 40.684005 Longitude: -73.999541

Employer Name/Employer Address	Graph	Count	Mean Wage	Median Wage	Lowest Wage	Highest Wage
MOUNTAINS AND HILLS NEW YORK LLC, 506 HENRY STREET, BROOKLYN, NY (https://www.google.com/maps/place/506%20HENRY%20STREET,BROOKLYN,NY)	Graph	1	\$72,301.00	\$72,301.00	\$72,301.00	\$72,301.00
Totals	Graph	1	\$72,301.00	\$72,301.00	\$72,301.00	\$72,301.00

Employer Name/Worksite Address	Graph	Count	Mean Wage	Median Wage	Lowest Wage	Highest Wage
MOUNTAINS AND HILLS NEW YORK LLC, 506 HENRY STREET, BROOKLYN, NY (https://www.google.com/maps/place/506%20HENRY%20STREET,BROOKLYN,NY)	Graph	1	\$72,301.00	\$72,301.00	\$72,301.00	\$72,301.00
Totals	Graph	1	\$72,301.00	\$72,301.00	\$72,301.00	\$72,301.00

Latitude: 40.684452 Longitude: -73.38117

Employer Name/Employer Address	Graph	Count	Mean Wage	Median Wage	Lowest Wage	Highest Wage
LINEAR SIGNS, INC., 275 WEST HOFFMAN AVENUE, LINDENHURST, NY (https://www.google.com/maps/place/275%20WEST%20HOFFMAN%20AVENUE,LINDENHURST,NY)	Graph	4	\$56,500.00	\$55,000.00	\$55,000.00	\$58,000.00
Totals	Graph	4	\$56,500.00	\$55,000.00	\$55,000.00	\$58,000.00

Employer Name/Worksite Address	Graph	Count	Mean Wage	Median Wage	Lowest Wage	Highest Wage
LINEAR SIGNS, INC., 275 WEST HOFFMAN AVENUE, LINDENHURST, NY (https://www.google.com/maps/place/275%20WEST%20HOFFMAN%20AVENUE,LINDENHURST,NY)	Graph	4	\$56,500.00	\$55,000.00	\$55,000.00	\$58,000.00
Totals	Graph	4	\$56,500.00	\$55,000.00	\$55,000.00	\$58,000.00

Latitude: 40.684524 Longitude: -73.968185

Employer Name/Employer Address	Graph	Count	Mean Wage	Median Wage	Lowest Wage	Highest Wage
CREAM PRODUCTIONS NYC, 426 VANDERBILT AVE SUITE 3, BROOKLYN, NY (https://www.google.com/maps/place/426%20VANDERBILT%20AVE%20SUITE%203,BROOKLYN,NY)	Graph	1	\$65,000.00	\$65,000.00	\$65,000.00	\$65,000.00
Totals	Graph	1	\$65,000.00	\$65,000.00	\$65,000.00	\$65,000.00

Employer Name/Worksite Address	Graph	Count	Mean Wage	Median Wage	Lowest Wage	Highest Wage
CREAM PRODUCTIONS NYC, 426 VANDERBILT AVE SUITE 3, BROOKLYN, NY (https://www.google.com/maps/place/426%20VANDERBILT%20AVE%20SUITE%203,BROOKLYN,NY)	Graph	1	\$65,000.00	\$65,000.00	\$65,000.00	\$65,000.00
Totals	Graph	1	\$65,000.00	\$65,000.00	\$65,000.00	\$65,000.00

Latitude: 40.684548 Longitude: -73.962106

Employer Name/Employer Address	Graph	Count	Mean Wage	Median Wage	Lowest Wage	Highest Wage
PREROMANBRITAIN LLC, 396 GRAND AVENUE, BROOKLYN, NY (https://www.google.com/maps/place/396%20GRAND%20AVENUE,BROOKLYN,NY)	Graph	1	\$38,916.80	\$38,916.80	\$38,916.80	\$38,916.80
Totals	Graph	1	\$38,916.80	\$38,916.80	\$38,916.80	\$38,916.80

Employer Name/Worksite Address	Graph	Count	Mean Wage	Median Wage	Lowest Wage	Highest Wage
PREROMANBRITAIN LLC, 396 GRAND AVENUE, BROOKLYN, NY (https://www.google.com/maps/place/396%20GRAND%20AVENUE,BROOKLYN,NY)	Graph	1	\$38,916.80	\$38,916.80	\$38,916.80	\$38,916.80
Totals	Graph	1	\$38,916.80	\$38,916.80	\$38,916.80	\$38,916.80

Latitude: 40.684625 Longitude: -73.849582

Employer Name/Worksite Address	Graph	Count	Mean Wage	Median Wage	Lowest Wage	Highest Wage
ACE HEALTHCARE RESOURCES, LLC, 97-01 ,101ST AVENUE, OZONE PARK, NY (https://www.google.com/maps/place/97-01%20,101ST%20AVENUE,OZONE%20PARK,NY)	Graph	1	\$65,749.00	\$65,749.00	\$65,749.00	\$65,749.00
Totals	Graph	1	\$65,749.00	\$65,749.00	\$65,749.00	\$65,749.00

Latitude: 40.684862 Longitude: -73.856061

Employer Name/Employer Address	Graph	Count	Mean Wage	Median Wage	Lowest Wage	Highest Wage
ZAMAN CONSTRUCTION CORP., 9753 85TH STREET, OZONE PARK, NY (https://www.google.com/maps/place/9753%2085TH%20STREET,OZONE%20PARK,NY)	Graph	1	\$64,812.80	\$64,812.80	\$64,812.80	\$64,812.80

Employer Name/Employer Address	Graph	Count	Mean Wage	Median Wage	Lowest Wage	Highest Wage
Totals	Graph	1	\$64,812.80	\$64,812.80	\$64,812.80	\$64,812.80

Employer Name/Worksite Address	Graph	Count	Mean Wage	Median Wage	Lowest Wage	Highest Wage
ZAMAN CONSTRUCTION CORP., 9753 85TH STREET, OZONE PARK, NY (https://www.google.com/maps/place/9753%2085TH%20STREET,OZONE%20PARK,NY)	Graph	1	\$64,812.80	\$64,812.80	\$64,812.80	\$64,812.80
Totals	Graph	1	\$64,812.80	\$64,812.80	\$64,812.80	\$64,812.80

Latitude: 40.685018 Longitude: -73.973269

Employer Name/Worksite Address	Graph	Count	Mean Wage	Median Wage	Lowest Wage	Highest Wage
GRANDISON MANAGEMENT, INC., 144 SOUTH OXFORD STREET, BROOKLYN, NY (https://www.google.com/maps/place/144%20SOUTH%20OXFORD%20STREET,BROOKLYN,NY)	Graph	10	\$65,748.80	\$65,748.80	\$65,748.80	\$65,748.80
Totals	Graph	10	\$65,748.80	\$65,748.80	\$65,748.80	\$65,748.80

Latitude: 40.68532 Longitude: -73.969363

Employer Name/Worksite Address	Graph	Count	Mean Wage	Median Wage	Lowest Wage	Highest Wage
BLUEFIN SOLUTIONS INC., 434 CLERMONT AVENUE, BROOKLYN, NY (https://www.google.com/maps/place/434%20CLERMONT%20AVENUE,BROOKLYN,NY)	Graph	1	\$75,000.00	\$75,000.00	\$75,000.00	\$75,000.00
Totals	Graph	1	\$75,000.00	\$75,000.00	\$75,000.00	\$75,000.00

Latitude: 40.685356 Longitude: -73.975091

Employer Name/Worksite Address	Graph	Count	Mean Wage	Median Wage	Lowest Wage	Highest Wage
ADEPT COMPUTER CONSULTANTS, INC., 2 HANSON PL, BROOKLYN, NY (https://www.google.com/maps/place/2%20HANSON%20PL,BROOKLYN,NY)	Graph	1	\$92,768.00	\$92,768.00	\$92,768.00	\$92,768.00
CITRATEK, 2 HANSON PLACE 5TH FLOOR, BROOKLYN, NY (https://www.google.com/maps/place/2%20HANSON%20PLACE%205TH%20FLOOR,BROOKLYN,NY)	Graph	1	\$92,000.00	\$92,000.00	\$92,000.00	\$92,000.00
ADEPT COMPUTER CONSULTANTS INC., 2 HANSON PLACE, BROOKLYN, NY (https://www.google.com/maps/place/2%20HANSON%20PLACE,BROOKLYN,NY)	Graph	8	\$77,333.88	\$70,500.00	\$64,813.00	\$91,000.00
Totals	Graph	10	\$80,343.90	\$81,000.00	\$64,813.00	\$92,768.00

Latitude: 40.685427 Longitude: -73.974454

Employer Name/Employer Address	Graph	Count	Mean Wage	Median Wage	Lowest Wage	Highest Wage
WITNESS, INC., 80 HANSON PLACE, BROOKLYN, NY (https://www.google.com/maps/place/80%20HANSON%20PLACE,BROOKLYN,NY)	Graph	1	\$52,062.00	\$52,062.00	\$52,062.00	\$52,062.00
Totals	Graph	1	\$52,062.00	\$52,062.00	\$52,062.00	\$52,062.00

Employer Name/Worksite Address	Graph	Count	Mean Wage	Median Wage	Lowest Wage	Highest Wage
WITNESS, INC., 80 HANSON PLACE, BROOKLYN, NY (https://www.google.com/maps/place/80%20HANSON%20PLACE,BROOKLYN,NY)	Graph	1	\$52,062.00	\$52,062.00	\$52,062.00	\$52,062.00
Totals	Graph	1	\$52,062.00	\$52,062.00	\$52,062.00	\$52,062.00

Latitude: 40.685478 Longitude: -73.973577

Employer Name/Employer Address	Graph	Count	Mean Wage	Median Wage	Lowest Wage	Highest Wage
NEW YORK CITY PLAYERS INC., 138 SOUTH OXFORD STREET #4C, BROOKLYN, NY (https://www.google.com/maps/place/138%20SOUTH%20OXFORD%20STREET%20#4C,BROOKLYN,NY)	Graph	1	\$39,000.00	\$39,000.00	\$39,000.00	\$39,000.00
Totals	Graph	1	\$39,000.00	\$39,000.00	\$39,000.00	\$39,000.00

Employer Name/Worksite Address	Graph	Count	Mean Wage	Median Wage	Lowest Wage	Highest Wage
NEW YORK CITY PLAYERS INC., 138 SOUTH OXFORD STREET #4C, BROOKLYN, NY (https://www.google.com/maps/place/138%20SOUTH%20OXFORD%20STREET%20#4C,BROOKLYN,NY)	Graph	1	\$39,000.00	\$39,000.00	\$39,000.00	\$39,000.00
Totals	Graph	1	\$39,000.00	\$39,000.00	\$39,000.00	\$39,000.00

Latitude: 40.6855 Longitude: -73.980972

Employer Name/Employer Address	Graph	Count	Mean Wage	Median Wage	Lowest Wage	Highest Wage
ROULETTE INTERMEDIUM INC., 509 ATLANTIC AVENUE, BROOKLYN, NY (https://www.google.com/maps/place/509%20ATLANTIC%20AVENUE,BROOKLYN,NY)	Graph	1	\$70,928.00	\$70,928.00	\$70,928.00	\$70,928.00
Totals	Graph	1	\$70,928.00	\$70,928.00	\$70,928.00	\$70,928.00

Employer Name/Worksite Address	Graph	Count	Mean Wage	Median Wage	Lowest Wage	Highest Wage
ROULETTE INTERMEDIUM INC., 509 ATLANTIC AVENUE, BROOKLYN, NY (https://www.google.com/maps/place/509%20ATLANTIC%20AVENUE,BROOKLYN,NY)	Graph	1	\$70,928.00	\$70,928.00	\$70,928.00	\$70,928.00
Totals	Graph	1	\$70,928.00	\$70,928.00	\$70,928.00	\$70,928.00

Latitude: 40.685685 Longitude: -73.992128

Employer Name/Employer Address	Graph	Count	Mean Wage	Median Wage	Lowest Wage	Highest Wage
BROOKLYN VETERINARY EMERGENCY SERVICE, 318 WARREN STREET, BROOKLYN, NY (https://www.google.com/maps/place/318%20WARREN%20STREET,BROOKLYN,NY)	Graph	2	\$100,000.00	\$100,000.00	\$100,000.00	\$100,000.00
Totals	Graph	2	\$100,000.00	\$100,000.00	\$100,000.00	\$100,000.00

Employer Name/Worksite Address	Graph	Count	Mean Wage	Median Wage	Lowest Wage	Highest Wage
BROOKLYN VETERINARY EMERGENCY SERVICE, 318 WARREN STREET, BROOKLYN, NY (https://www.google.com/maps/place/318%20WARREN%20STREET,BROOKLYN,NY)	Graph	2	\$100,000.00	\$100,000.00	\$100,000.00	\$100,000.00
Totals	Graph	2	\$100,000.00	\$100,000.00	\$100,000.00	\$100,000.00

Latitude: 40.685825 Longitude: -73.827599

Employer Name/Employer Address	Graph	Count	Mean Wage	Median Wage	Lowest Wage	Highest Wage
MEERAJ PHARMACY INC, 115-17 LIBERTY AVENUE, SOUTH RICHMOND HILL, NY (https://www.google.com/maps/place/115-17%20LIBERTY%20AVENUE,SOUTH%20RICHMOND%20HILL,NY)	Graph	2	\$74,500.00	\$45,000.00	\$45,000.00	\$104,000.00
Totals	Graph	2	\$74,500.00	\$45,000.00	\$45,000.00	\$104,000.00

Employer Name/Worksite Address	Graph	Count	Mean Wage	Median Wage	Lowest Wage	Highest Wage
MEERAJ PHARMACY INC, 115-17 LIBERTY AVENUE, SOUTH RICHMOND HILL, NY (https://www.google.com/maps/place/115-17%20LIBERTY%20AVENUE,SOUTH%20RICHMOND%20HILL,NY)	Graph	2	\$74,500.00	\$45,000.00	\$45,000.00	\$104,000.00
Totals	Graph	2	\$74,500.00	\$45,000.00	\$45,000.00	\$104,000.00

Latitude: 40.68589 Longitude: -73.634541

Employer Name/Employer Address	Graph	Count	Mean Wage	Median Wage	Lowest Wage	Highest Wage
CATHOLIC HEALTH SYSTEM OF LONG ISLAND, 992 NORTH VILLAGE AVENUE, ROCKVILLE CENTRE, NY (https://www.google.com/maps/place/992%20NORTH%20VILLAGE%20AVENUE,ROCKVILLE%20CENTRE,NY)	Graph	1	\$225,000.00	\$225,000.00	\$225,000.00	\$225,000.00
Totals	Graph	1	\$225,000.00	\$225,000.00	\$225,000.00	\$225,000.00

Employer Name/Worksite Address	Graph	Count	Mean Wage	Median Wage	Lowest Wage	Highest Wage
DELOITTE CONSULTING LLP, 992 NORTH VILLAGE AVENUE, ROCKVILLE CENTRE, NY (https://www.google.com/maps/place/992%20NORTH%20VILLAGE%20AVENUE,ROCKVILLE%20CENTRE,NY)	Graph	15	\$57,928.00	\$57,928.00	\$57,928.00	\$57,928.00
Totals	Graph	15	\$57,928.00	\$57,928.00	\$57,928.00	\$57,928.00

Latitude: 40.685912 Longitude: -74.003288

Employer Name/Employer Address	Graph	Count	Mean Wage	Median Wage	Lowest Wage	Highest Wage
FRACTAL ARCHITECTURE PLLC, 70 DEGRAW STREET, BROOKLYN, NY (https://www.google.com/maps/place/70%20DEGRAW%20STREET,BROOKLYN,NY)	Graph	1	\$41,600.00	\$41,600.00	\$41,600.00	\$41,600.00
Totals	Graph	1	\$41,600.00	\$41,600.00	\$41,600.00	\$41,600.00

Employer Name/Worksite Address	Graph	Count	Mean Wage	Median Wage	Lowest Wage	Highest Wage
FRACTAL ARCHITECTURE PLLC, 70 DEGRAW STREET, BROOKLYN, NY (https://www.google.com/maps/place/70%20DEGRAW%20STREET,BROOKLYN,NY)	Graph	1	\$41,600.00	\$41,600.00	\$41,600.00	\$41,600.00
Totals	Graph	1	\$41,600.00	\$41,600.00	\$41,600.00	\$41,600.00

Latitude: 40.685985 Longitude: -73.988764

Employer Name/Worksite Address	Graph	Count	Mean Wage	Median Wage	Lowest Wage	Highest Wage
RIDGE ROAD CAPITAL PARTNERS LLC, 126 BERGEN STREET, BROOKLYN, NY (https://www.google.com/maps/place/126%20BERGEN%20STREET,BROOKLYN,NY)	Graph	2	\$175,000.00	\$175,000.00	\$175,000.00	\$175,000.00
Totals	Graph	2	\$175,000.00	\$175,000.00	\$175,000.00	\$175,000.00

Latitude: 40.686133 Longitude: -73.916288

Employer Name/Worksite Address	Graph	Count	Mean Wage	Median Wage	Lowest Wage	Highest Wage
AMERICAN MEDICAL, INC., 1534 BROADWAY, BROOKLYN, NY (https://www.google.com/maps/place/1534%20BROADWAY,BROOKLYN,NY)	Graph	10	\$65,374.40	\$65,000.00	\$65,000.00	\$65,748.80
Totals	Graph	10	\$65,374.40	\$65,000.00	\$65,000.00	\$65,748.80

Latitude: 40.686148 Longitude: -73.915353

Employer Name/Worksite Address	Graph	Count	Mean Wage	Median Wage	Lowest Wage	Highest Wage
NEXHEALTH, INC., 433 BROADWAY, NEW YORK, NY (https://www.google.com/maps/place/433%20BROADWAY,NEW%20YORK,NY)	Graph	1	\$150,000.00	\$150,000.00	\$150,000.00	\$150,000.00
Totals	Graph	1	\$150,000.00	\$150,000.00	\$150,000.00	\$150,000.00

Latitude: 40.686175 Longitude: -73.967492

Employer Name/Worksite Address	Graph	Count	Mean Wage	Median Wage	Lowest Wage	Highest Wage
PRECISION GLOBAL CONSULTING, INC., 400 CLINTON AVENUE, BROOKLYN, NY (https://www.google.com/maps/place/400%20CLINTON%20AVENUE,BROOKLYN,NY)	Graph	1	\$80,000.00	\$80,000.00	\$80,000.00	\$80,000.00
Totals	Graph	1	\$80,000.00	\$80,000.00	\$80,000.00	\$80,000.00

Latitude: 40.686354 Longitude: -73.923895

Employer Name/Worksite Address	Graph	Count	Mean Wage	Median Wage	Lowest Wage	Highest Wage
THREESPACE PRODUCTIONS INC, 863 JEFFERSON AVE, BROOKLYN, NY (https://www.google.com/maps/place/863%20JEFFERSON%20AVE,BROOKLYN,NY)	Graph	1	\$47,403.00	\$47,403.00	\$47,403.00	\$47,403.00
THREESPACE PRODUCTIONS LLC, 863 JEFFERSON AVE, BROOKLYN, NY (https://www.google.com/maps/place/863%20JEFFERSON%20AVE,BROOKLYN,NY)	Graph	1	\$47,403.00	\$47,403.00	\$47,403.00	\$47,403.00
Totals	Graph	2	\$47,403.00	\$47,403.00	\$47,403.00	\$47,403.00

Employer Name/Worksite Address	Graph	Count	Mean Wage	Median Wage	Lowest Wage	Highest Wage
THREESPACE PRODUCTIONS LLC, 863 JEFFERSON AVE, BROOKLYN, NY (https://www.google.com/maps/place/863%20JEFFERSON%20AVE,BROOKLYN,NY)	Graph	2	\$47,403.00	\$47,403.00	\$47,403.00	\$47,403.00
Totals	Graph	2	\$47,403.00	\$47,403.00	\$47,403.00	\$47,403.00

Latitude: 40.686464 Longitude: -73.846589

Employer Name/Worksite Address	Graph	Count	Mean Wage	Median Wage	Lowest Wage	Highest Wage
AHRC NYC, 95-20 95TH STREET, OZONE PARK, NY (https://www.google.com/maps/place/95-20%20%2095TH%20STREET,OZONE%20PARK,NY)	Graph	1	\$43,680.00	\$43,680.00	\$43,680.00	\$43,680.00
Totals	Graph	1	\$43,680.00	\$43,680.00	\$43,680.00	\$43,680.00

Latitude: 40.686467 Longitude: -73.961981

Employer Name/Worksite Address	Graph	Count	Mean Wage	Median Wage	Lowest Wage	Highest Wage
LI & ASSOCIATES DESIGN STUDIO INC, 7 LEXINGTON AVE, 1ST FLOOR, BROOKLYN, NY (https://www.google.com/maps/place/7%20LEXINGTON%20AVE,%201ST%20FLOOR,BROOKLYN,NY)	Graph	1	\$41,600.00	\$41,600.00	\$41,600.00	\$41,600.00
Totals	Graph	1	\$41,600.00	\$41,600.00	\$41,600.00	\$41,600.00

Employer Name/Worksite Address	Graph	Count	Mean Wage	Median Wage	Lowest Wage	Highest Wage
LI & ASSOCIATES DESIGN STUDIO INC, 7 LEXINGTON AVE., 1ST FLOOR, BROOKLYN, NY (https://www.google.com/maps/place/7%20LEXINGTON%20AVE,%201ST%20FLOOR,BROOKLYN,NY)	Graph	1	\$41,600.00	\$41,600.00	\$41,600.00	\$41,600.00
Totals	Graph	1	\$41,600.00	\$41,600.00	\$41,600.00	\$41,600.00

Latitude: 40.686671 Longitude: -73.976668

Employer Name/Worksite Address	Graph	Count	Mean Wage	Median Wage	Lowest Wage	Highest Wage
SCIENCE LANGUAGE AND ARTS INTERNATIONAL SCHOOL, 126 SAINT FELIX STREET, BROOKLYN, NY (https://www.google.com/maps/place/126%20SAINT%20FELIX%20STREET,BROOKLYN,NY)	Graph	1	\$64,000.00	\$64,000.00	\$64,000.00	\$64,000.00
Totals	Graph	1	\$64,000.00	\$64,000.00	\$64,000.00	\$64,000.00

Employer Name/Worksite Address	Graph	Count	Mean Wage	Median Wage	Lowest Wage	Highest Wage
--------------------------------	-------	-------	-----------	-------------	-------------	--------------

Employer Name/Worksite Address	Graph	Count	Mean Wage	Median Wage	Lowest Wage	Highest Wage
SCIENCE LANGUAGE AND ARTS INTERNATIONAL SCHOOL, 126 SAINT FELIX STREET, BROOKLYN, NY (https://www.google.com/maps/place/126%20SAINT%20FELIX%20STREET,BROOKLYN,NY)	Graph	1	\$64,000.00	\$64,000.00	\$64,000.00	\$64,000.00
Totals	Graph	1	\$64,000.00	\$64,000.00	\$64,000.00	\$64,000.00

Latitude: 40.686745 Longitude: -73.911785

Employer Name/Worksite Address	Graph	Count	Mean Wage	Median Wage	Lowest Wage	Highest Wage
PROTEA GROUP INTERNATIONAL INC, 66 COVERT STREET, BROOKLYN, NY (https://www.google.com/maps/place/66%20COVERT%20STREET,BROOKLYN,NY)	Graph	1	\$65,000.00	\$65,000.00	\$65,000.00	\$65,000.00
Totals	Graph	1	\$65,000.00	\$65,000.00	\$65,000.00	\$65,000.00

Latitude: 40.686795 Longitude: -73.978938

Employer Name/Employer Address	Graph	Count	Mean Wage	Median Wage	Lowest Wage	Highest Wage
DISCALCED INC., 3 LAFAYETTE AVENUE, BROOKLYN, NY (https://www.google.com/maps/place/3%20LAFAYETTE%20AVENUE,BROOKLYN,NY)	Graph	1	\$79,996.80	\$79,996.80	\$79,996.80	\$79,996.80
Totals	Graph	1	\$79,996.80	\$79,996.80	\$79,996.80	\$79,996.80

Employer Name/Worksite Address	Graph	Count	Mean Wage	Median Wage	Lowest Wage	Highest Wage
DISCALCED INC., 3 LAFAYETTE AVENUE, BROOKLYN, NY (https://www.google.com/maps/place/3%20LAFAYETTE%20AVENUE,BROOKLYN,NY)	Graph	1	\$79,996.80	\$79,996.80	\$79,996.80	\$79,996.80
Totals	Graph	1	\$79,996.80	\$79,996.80	\$79,996.80	\$79,996.80

Latitude: 40.686802 Longitude: -73.911729

Employer Name/Worksite Address	Graph	Count	Mean Wage	Median Wage	Lowest Wage	Highest Wage
BLANK SLATE FACTORY, INC., 68 JAY STREET, BROOKLYN, NY (https://www.google.com/maps/place/68%20JAY%20STREET,BROOKLYN,NY)	Graph	3	\$83,333.33	\$90,000.00	\$70,000.00	\$90,000.00
Totals	Graph	3	\$83,333.33	\$90,000.00	\$70,000.00	\$90,000.00

Latitude: 40.686906 Longitude: -73.422376

Employer Name/Worksite Address	Graph	Count	Mean Wage	Median Wage	Lowest Wage	Highest Wage
NORTHWELL HEALTH, 400 SUNRISE HWY, AMITYVILLE, NY (https://www.google.com/maps/place/400%20SUNRISE%20HWY,AMITYVILLE,NY)	Graph	2	\$250,000.00	\$250,000.00	\$250,000.00	\$250,000.00
Totals	Graph	2	\$250,000.00	\$250,000.00	\$250,000.00	\$250,000.00

Latitude: 40.687087 Longitude: -73.985416

Employer Name/Employer Address	Graph	Count	Mean Wage	Median Wage	Lowest Wage	Highest Wage
JACOBIN FAOUNDATION LTD., 388 ATLANTIC AVENUE, BROOKLYN, NY (https://www.google.com/maps/place/388%20ATLANTIC%20AVENUE,BROOKLYN,NY)	Graph	1	\$40,000.00	\$40,000.00	\$40,000.00	\$40,000.00
JACOBIN FOUNDATION LTD., 388 ATLANTIC AVENUE, BROOKLYN, NY (https://www.google.com/maps/place/388%20ATLANTIC%20AVENUE,BROOKLYN,NY)	Graph	1	\$40,000.00	\$40,000.00	\$40,000.00	\$40,000.00
Totals	Graph	2	\$40,000.00	\$40,000.00	\$40,000.00	\$40,000.00

Employer Name/Worksite Address	Graph	Count	Mean Wage	Median Wage	Lowest Wage	Highest Wage
JACOBIN FOUNDATION LTD., 388 ATLANTIC AVENUE, BROOKLYN, NY (https://www.google.com/maps/place/388%20ATLANTIC%20AVENUE,BROOKLYN,NY)	Graph	2	\$40,000.00	\$40,000.00	\$40,000.00	\$40,000.00
Totals	Graph	2	\$40,000.00	\$40,000.00	\$40,000.00	\$40,000.00

Latitude: 40.687105 Longitude: -73.942284

Employer Name/Worksite Address	Graph	Count	Mean Wage	Median Wage	Lowest Wage	Highest Wage
CNNA INC, 576 GATES AVENUE, BROOKLYN, NY (https://www.google.com/maps/place/576%20GATES%20AVENUE,BROOKLYN,NY)	Graph	1	\$32,822.40	\$32,822.40	\$32,822.40	\$32,822.40
Totals	Graph	1	\$32,822.40	\$32,822.40	\$32,822.40	\$32,822.40

Employer Name/Worksite Address	Graph	Count	Mean Wage	Median Wage	Lowest Wage	Highest Wage
CNNA INC, 576 GATES AVENUE, BROOKLYN, NY (https://www.google.com/maps/place/576%20GATES%20AVENUE,BROOKLYN,NY)	Graph	1	\$32,822.40	\$32,822.40	\$32,822.40	\$32,822.40
Totals	Graph	1	\$32,822.40	\$32,822.40	\$32,822.40	\$32,822.40

Latitude: 40.687265 Longitude: -73.794709

Employer Name/Worksite Address	Graph	Count	Mean Wage	Median Wage	Lowest Wage	Highest Wage
AFRO AMERICAN PARENTS DAY CARE CENTER, 112-06 SUTPHIN BOULEVARD, JAMAICA, NY (https://www.google.com/maps/place/112-06%20SUTPHIN%20BOULEVARD,JAMAICA,NY)	Graph	1	\$41,000.00	\$41,000.00	\$41,000.00	\$41,000.00
Totals	Graph	1	\$41,000.00	\$41,000.00	\$41,000.00	\$41,000.00

Employer Name/Worksite Address	Graph	Count	Mean Wage	Median Wage	Lowest Wage	Highest Wage
AFRO AMERICAN PARENTS DAY CARE CENTER, 112-06 SUTPHIN BOULEVARD, JAMAICA, NY (https://www.google.com/maps/place/112-06%20SUTPHIN%20BOULEVARD,JAMAICA,NY)	Graph	1	\$41,000.00	\$41,000.00	\$41,000.00	\$41,000.00
Totals	Graph	1	\$41,000.00	\$41,000.00	\$41,000.00	\$41,000.00

Latitude: 40.687399 Longitude: -73.851249

Employer Name/Worksite Address	Graph	Count	Mean Wage	Median Wage	Lowest Wage	Highest Wage
TJH MEDICAL SERVICES, P.C., 91-20 ATLANTIC AVENUE, OZONE PARK, NY (https://www.google.com/maps/place/91-20%20ATLANTIC%20AVENUE,OZONE%20PARK,NY)	Graph	1	\$230,000.00	\$230,000.00	\$230,000.00	\$230,000.00
Totals	Graph	1	\$230,000.00	\$230,000.00	\$230,000.00	\$230,000.00

Latitude: 40.687558 Longitude: -73.954813

Employer Name/Worksite Address	Graph	Count	Mean Wage	Median Wage	Lowest Wage	Highest Wage
MEDIA ON THE GO LTD., 1088 BEDFORD AVE., BROOKLYN, NY (https://www.google.com/maps/place/1088%20BEDFORD%20AVE.,BROOKLYN,NY)	Graph	1	\$52,000.00	\$52,000.00	\$52,000.00	\$52,000.00
Totals	Graph	1	\$52,000.00	\$52,000.00	\$52,000.00	\$52,000.00

Employer Name/Worksite Address	Graph	Count	Mean Wage	Median Wage	Lowest Wage	Highest Wage
MEDIA ON THE GO LTD., 1088 BEDFORD AVE., BROOKLYN, NY (https://www.google.com/maps/place/1088%20BEDFORD%20AVE.,BROOKLYN,NY)	Graph	1	\$52,000.00	\$52,000.00	\$52,000.00	\$52,000.00

Employer Name/Worksite Address	Graph	Count	Mean Wage	Median Wage	Lowest Wage	Highest Wage
Totals	Graph	1	\$52,000.00	\$52,000.00	\$52,000.00	\$52,000.00

Latitude: 40.68762 Longitude: -74.001379

Employer Name/Worksite Address	Graph	Count	Mean Wage	Median Wage	Lowest Wage	Highest Wage
POK POK NY LLC, 117 COLUMBIA STREET, BROOKLYN, NY (https://www.google.com/maps/place/117%20COLUMBIA%20STREET,BROOKLYN,NY)	Graph	1	\$41,600.00	\$41,600.00	\$41,600.00	\$41,600.00
Totals	Graph	1	\$41,600.00	\$41,600.00	\$41,600.00	\$41,600.00

Employer Name/Worksite Address	Graph	Count	Mean Wage	Median Wage	Lowest Wage	Highest Wage
POK POK NY LLC, 117 COLUMBIA STREET, BROOKLYN, NY (https://www.google.com/maps/place/117%20COLUMBIA%20STREET,BROOKLYN,NY)	Graph	1	\$41,600.00	\$41,600.00	\$41,600.00	\$41,600.00
Totals	Graph	1	\$41,600.00	\$41,600.00	\$41,600.00	\$41,600.00

Latitude: 40.68767 Longitude: -73.98861

Employer Name/Worksite Address	Graph	Count	Mean Wage	Median Wage	Lowest Wage	Highest Wage
THE STERLING SCHOOL, INC., 299 PACIFIC STREET, BROOKLYN, NY (https://www.google.com/maps/place/299%20PACIFIC%20STREET,BROOKLYN,NY)	Graph	1	\$68,000.00	\$68,000.00	\$68,000.00	\$68,000.00
Totals	Graph	1	\$68,000.00	\$68,000.00	\$68,000.00	\$68,000.00

Employer Name/Worksite Address	Graph	Count	Mean Wage	Median Wage	Lowest Wage	Highest Wage
THE STERLING SCHOOL, INC., 299 PACIFIC STREET, BROOKLYN, NY (https://www.google.com/maps/place/299%20PACIFIC%20STREET,BROOKLYN,NY)	Graph	1	\$68,000.00	\$68,000.00	\$68,000.00	\$68,000.00
Totals	Graph	1	\$68,000.00	\$68,000.00	\$68,000.00	\$68,000.00

Latitude: 40.687756 Longitude: -73.762636

Employer Name/Worksite Address	Graph	Count	Mean Wage	Median Wage	Lowest Wage	Highest Wage
NATIONAL HERITAGE ACADEMIES, INC., 11834 RIVERTON ST., SAINT ALBANS, NY (https://www.google.com/maps/place/11834%20RIVERTON%20ST.,SAINT%20ALBANS,NY)	Graph	3	\$65,156.67	\$65,000.00	\$65,000.00	\$65,470.00
Totals	Graph	3	\$65,156.67	\$65,000.00	\$65,000.00	\$65,470.00

Latitude: 40.687886 Longitude: -73.980146

Employer Name/Worksite Address	Graph	Count	Mean Wage	Median Wage	Lowest Wage	Highest Wage
HYPERSONIC LLC, 33 FLATBUSH AVENUE, 7TH FLOOR, BROOKLYN, NY (https://www.google.com/maps/place/33%20FLATBUSH%20AVENUE,%207TH%20FLOOR,BROOKLYN,NY)	Graph	1	\$61,069.00	\$61,069.00	\$61,069.00	\$61,069.00
Totals	Graph	1	\$61,069.00	\$61,069.00	\$61,069.00	\$61,069.00

Employer Name/Worksite Address	Graph	Count	Mean Wage	Median Wage	Lowest Wage	Highest Wage
HYPERSONIC LLC, 33 FLATBUSH AVENUE, 7TH FLOOR, BROOKLYN, NY (https://www.google.com/maps/place/33%20FLATBUSH%20AVENUE,%207TH%20FLOOR,BROOKLYN,NY)	Graph	1	\$61,069.00	\$61,069.00	\$61,069.00	\$61,069.00
Totals	Graph	1	\$61,069.00	\$61,069.00	\$61,069.00	\$61,069.00

Latitude: 40.688045 Longitude: -73.971897

Employer Name/Employer Address	Graph	Count	Mean Wage	Median Wage	Lowest Wage	Highest Wage
TAYLOR SQUARE DESIGNS, LLC, 318 CARLTON AVE, BROOKLYN, NY (https://www.google.com/maps/place/318%20CARLTON%20AVE,BROOKLYN,NY)	Graph	1	\$135,200.00	\$135,200.00	\$135,200.00	\$135,200.00
Totals	Graph	1	\$135,200.00	\$135,200.00	\$135,200.00	\$135,200.00

Employer Name/Worksite Address	Graph	Count	Mean Wage	Median Wage	Lowest Wage	Highest Wage
TAYLOR SQUARE DESIGNS, LLC, 318 CARLTON AVE, BROOKLYN, NY (https://www.google.com/maps/place/318%20CARLTON%20AVE,BROOKLYN,NY)	Graph	1	\$135,200.00	\$135,200.00	\$135,200.00	\$135,200.00
Totals	Graph	1	\$135,200.00	\$135,200.00	\$135,200.00	\$135,200.00

Latitude: 40.688076 Longitude: -73.981917

Employer Name/Employer Address	Graph	Count	Mean Wage	Median Wage	Lowest Wage	Highest Wage
SO-IL OFFICE LTD, 320 LIVINGSTON ST, BROOKLYN, NY (https://www.google.com/maps/place/320%20LIVINGSTON%20ST,BROOKLYN,NY)	Graph	1	\$45,000.00	\$45,000.00	\$45,000.00	\$45,000.00
Totals	Graph	1	\$45,000.00	\$45,000.00	\$45,000.00	\$45,000.00

Employer Name/Worksite Address	Graph	Count	Mean Wage	Median Wage	Lowest Wage	Highest Wage
SO-IL OFFICE LTD, 320 LIVINGSTON ST, BROOKLYN, NY (https://www.google.com/maps/place/320%20LIVINGSTON%20ST,BROOKLYN,NY)	Graph	1	\$45,000.00	\$45,000.00	\$45,000.00	\$45,000.00
Totals	Graph	1	\$45,000.00	\$45,000.00	\$45,000.00	\$45,000.00

Latitude: 40.688143 Longitude: -73.910411

Employer Name/Worksite Address	Graph	Count	Mean Wage	Median Wage	Lowest Wage	Highest Wage
ACCENTURE LLP, 116 COVERT STREET, BROOKLYN, NY (https://www.google.com/maps/place/116%20COVERT%20STREET,BROOKLYN,NY)	Graph	1	\$170,000.00	\$170,000.00	\$170,000.00	\$170,000.00
Totals	Graph	1	\$170,000.00	\$170,000.00	\$170,000.00	\$170,000.00

Latitude: 40.688162 Longitude: -73.980505

Employer Name/Worksite Address	Graph	Count	Mean Wage	Median Wage	Lowest Wage	Highest Wage
CYGUNS PROFESSIONALS INC, 30 FLATBUSH AVENUE,, BROOKLYN, NY (https://www.google.com/maps/place/30%20FLATBUSH%20AVENUE,,BROOKLYN,NY)	Graph	1	\$61,734.00	\$61,734.00	\$61,734.00	\$61,734.00
LORSIV TECHNOLOGIES, INC., 30 FLATBUSH AVENUE, BROOKLYN, NY (https://www.google.com/maps/place/30%20FLATBUSH%20AVENUE,BROOKLYN,NY)	Graph	1	\$74,277.00	\$74,277.00	\$74,277.00	\$74,277.00
Totals	Graph	2	\$68,005.50	\$61,734.00	\$61,734.00	\$74,277.00

Latitude: 40.688443 Longitude: -73.982494

Employer Name/Worksite Address	Graph	Count	Mean Wage	Median Wage	Lowest Wage	Highest Wage
COMMUNITY COUNSELING AND MEDIATION, 285 LIVINGSTON STREET, BROOKLYN, NY (https://www.google.com/maps/place/285%20LIVINGSTON%20STREET,BROOKLYN,NY)	Graph	1	\$39,603.20	\$39,603.20	\$39,603.20	\$39,603.20
Totals	Graph	1	\$39,603.20	\$39,603.20	\$39,603.20	\$39,603.20

Latitude: 40.688612 Longitude: -73.935726

Employer Name/Worksite Address	Graph	Count	Mean Wage	Median Wage	Lowest Wage	Highest Wage
THE CITY OF NEW YORK, 616 QUINCY STREET, BROOKLYN, NY (https://www.google.com/maps/place/616%20QUINCY%20STREET,BROOKLYN,NY)	Graph	3	\$58,240.00	\$58,240.00	\$58,240.00	\$58,240.00
Totals	Graph	3	\$58,240.00	\$58,240.00	\$58,240.00	\$58,240.00

Latitude: 40.688638 Longitude: -73.822942

Employer Name/Worksite Address	Graph	Count	Mean Wage	Median Wage
HEARTSHARE HUMAN SERVICES OF NEW YORK, CUOMO FIRST STEP EARLY CHILDHOOD CENTER, RICHMOND HILL, NY (https://www.google.com/maps/place/CUOMO%20FIRST%20STEP%20EARLY%20CHILDHOOD%20CENTER,RICHMOND%20HILL,NY)	Graph	1	\$72,300.80	\$72,300.80
WEST COAST CONSULTING LLC, 113-01-101 AVE, RICHMOND, NY (https://www.google.com/maps/place/113-01-101%20AVE,RICHMOND,NY)	Graph	2	\$60,000.00	\$60,000.00
Totals	Graph	3	\$64,100.27	\$60,000.00

Latitude: 40.688721 Longitude: -73.9913

Employer Name/Employer Address	Graph	Count	Mean Wage	Median Wage	Lowest Wage	Highest Wage
BUKO LLC, 233 PACIFIC STREET, STE 5D, BROOKLYN, NY (https://www.google.com/maps/place/233%20PACIFIC%20STREET,%20STE%205D,BROOKLYN,NY)	Graph	1	\$62,400.00	\$62,400.00	\$62,400.00	\$62,400.00
Totals	Graph	1	\$62,400.00	\$62,400.00	\$62,400.00	\$62,400.00

Employer Name/Worksite Address	Graph	Count	Mean Wage	Median Wage	Lowest Wage	Highest Wage
BUKO LLC, 233 PACIFIC STREET, STE 5D, BROOKLYN, NY (https://www.google.com/maps/place/233%20PACIFIC%20STREET,%20STE%205D,BROOKLYN,NY)	Graph	1	\$62,400.00	\$62,400.00	\$62,400.00	\$62,400.00
Totals	Graph	1	\$62,400.00	\$62,400.00	\$62,400.00	\$62,400.00

Latitude: 40.688778 Longitude: -73.373517

Employer Name/Employer Address	Graph	Count	Mean Wage	Median Wage	Lowest Wage	Highest Wage
IMEDIAGROUP INC, 68 SOUTH SERVICE ROAD, SUITE 100, MELVILLE, NY (https://www.google.com/maps/place/68%20SOUTH%20SERVICE%20ROAD,%20SUITE%20100,MELVILLE,NY)	Graph	1	\$37,500.00	\$37,500.00	\$37,500.00	\$37,500.0
Totals	Graph	1	\$37,500.00	\$37,500.00	\$37,500.00	\$37,500.0

Employer Name/Worksite Address	Graph	Count	Mean Wage	Median Wage	Lowest Wage	Hight Wa
IMEDIAGROUP INC, 68 SOUTH SERVICE ROAD SUITE 100, MELVILLE, NY (https://www.google.com/maps/place/68%20SOUTH%20SERVICE%20ROAD%20%20SUITE%20100,MELVILLE,NY)	Graph	1	\$37,500.00	\$37,500.00	\$37,500.00	\$37,50
Totals	Graph	1	\$37,500.00	\$37,500.00	\$37,500.00	\$37,50

Latitude: 40.688862 Longitude: -73.959589

Employer Name/Employer Address	Graph	Count	Mean Wage	Median Wage	Lowest Wage	Highest Wage
GREENEBUILD, LLC, 390A LAFAYETTE AVENUE, BROOKLYN, NY (https://www.google.com/maps/place/390A%20LAFAYETTE%20AVENUE,BROOKLYN,NY)	Graph	1	\$60,000.00	\$60,000.00	\$60,000.00	\$60,000.00
Totals	Graph	1	\$60,000.00	\$60,000.00	\$60,000.00	\$60,000.00

Employer Name/Worksite Address	Graph	Count	Mean Wage	Median Wage	Lowest Wage	Highest Wage
--------------------------------	-------	-------	-----------	-------------	-------------	--------------

Employer Name/Worksite Address	Graph	Count	Mean Wage	Median Wage	Lowest Wage	Highest Wage
GREENEBUILD, LLC, 390A LAFAYETTE AVENUE, BROOKLYN, NY (https://www.google.com/maps/place/390A%20LAFAYETTE%20AVENUE,BROOKLYN,NY)	Graph	1	\$60,000.00	\$60,000.00	\$60,000.00	\$60,000.00
Totals	Graph	1	\$60,000.00	\$60,000.00	\$60,000.00	\$60,000.00

Latitude: 40.68888 Longitude: -73.817537

Employer Name/Worksite Address	Graph	Count	Mean Wage	Median Wage	Lowest Wage	Highest Wage
INSIGHT CASE MANAGEMENT INC, 127-21 LIBERTY AVENUE, RICHMOND HILL, NY (https://www.google.com/maps/place/127-21%20LIBERTY%20AVENUE,RICHMOND%20HILL,NY)	Graph	1	\$99,684.00	\$99,684.00	\$99,684.00	\$99,684.00
Totals	Graph	1	\$99,684.00	\$99,684.00	\$99,684.00	\$99,684.00

Employer Name/Worksite Address	Graph	Count	Mean Wage	Median Wage	Lowest Wage	Highest Wage
INSIGHT CASE MANAGEMENT INC, 127-21 LIBERTY AVENUE, RICHMOND HILL, NY (https://www.google.com/maps/place/127-21%20LIBERTY%20AVENUE,RICHMOND%20HILL,NY)	Graph	1	\$99,684.00	\$99,684.00	\$99,684.00	\$99,684.00
Totals	Graph	1	\$99,684.00	\$99,684.00	\$99,684.00	\$99,684.00

Latitude: 40.688955 Longitude: -73.987791

Employer Name/Worksite Address	Graph	Count	Mean Wage	Median Wage	Lowest Wage	Highest Wage
JOHN HANCOCK LIFE INSURANCE COMPANY (USA), 265 STATE ST., BROOKLYN, NY (https://www.google.com/maps/place/265%20STATE%20ST.,BROOKLYN,NY)	Graph	1	\$400,000.00	\$400,000.00	\$400,000.00	\$400,000.00
Totals	Graph	1	\$400,000.00	\$400,000.00	\$400,000.00	\$400,000.00

Latitude: 40.68905 Longitude: -73.66793

Employer Name/Worksite Address	Graph	Count	Mean Wage	Median Wage	Lowest Wage	Highest Wage
VILLARD CORP., 672 DOGWOOD AVENUE, FRANKLIN SQUARE, NY (https://www.google.com/maps/place/672%20DOGWOOD%20AVENUE,FRANKLIN%20SQUARE,NY)	Graph	1	\$56,451.20	\$56,451.20	\$56,451.20	\$56,451.20
Totals	Graph	1	\$56,451.20	\$56,451.20	\$56,451.20	\$56,451.20

Employer Name/Worksite Address	Graph	Count	Mean Wage	Median Wage	Lowest Wage	Highest Wage
VILLARD CORP., 672 DOGWOOD AVENUE, FRANKLIN SQUARE, NY (https://www.google.com/maps/place/672%20DOGWOOD%20AVENUE,FRANKLIN%20SQUARE,NY)	Graph	1	\$56,451.20	\$56,451.20	\$56,451.20	\$56,451.20
Totals	Graph	1	\$56,451.20	\$56,451.20	\$56,451.20	\$56,451.20

Latitude: 40.689138 Longitude: -73.911776

Employer Name/Worksite Address	Graph	Count	Mean Wage	Median Wage	Lowest Wage	Highest Wage
MOONSHOT PICTURES INC., 1118 HALSEY, BROOKLYN, NY (https://www.google.com/maps/place/1118%20HALSEY,BROOKLYN,NY)	Graph	1	\$60,320.00	\$60,320.00	\$60,320.00	\$60,320.00
Totals	Graph	1	\$60,320.00	\$60,320.00	\$60,320.00	\$60,320.00

Employer Name/Worksite Address	Graph	Count	Mean Wage	Median Wage	Lowest Wage	Highest Wage
MOONSHOT PICTURES INC., 1118 HALSEY, BROOKLYN, NY (https://www.google.com/maps/place/1118%20HALSEY,BROOKLYN,NY)	Graph	1	\$60,320.00	\$60,320.00	\$60,320.00	\$60,320.00

Employer Name/Worksite Address	Graph	Count	Mean Wage	Median Wage	Lowest Wage	Highest Wage
Totals	Graph	1	\$60,320.00	\$60,320.00	\$60,320.00	\$60,320.00

Latitude: 40.689216 Longitude: -73.991126

Employer Name/Worksite Address	Graph	Count	Mean Wage	Median Wage	Lowest Wage	Highest Wage
A CARING DOCTOR (MINNESOTA), P.A., 238 ATLANTIC AVE., BROOKLYN, NY (https://www.google.com/maps/place/238%20ATLANTIC%20AVE.,BROOKLYN,NY)	Graph	1	\$162,720.00	\$162,720.00	\$162,720.00	\$162,720.00
Totals	Graph	1	\$162,720.00	\$162,720.00	\$162,720.00	\$162,720.00

Latitude: 40.689242 Longitude: -73.923686

Employer Name/Employer Address	Graph	Count	Mean Wage	Median Wage	Lowest Wage	Highest Wage
ADVANCED CARE STAFFING LLC, 1000 GATES AVENUE, SUITE 5B, BROOKLYN, NY (https://www.google.com/maps/place/1000%20GATES%20AVENUE,%20SUITE%205B,BROOKLYN,NY)	Graph	1	\$61,734.40	\$61,734.40	\$61,734.40	\$61,734.40
Totals	Graph	1	\$61,734.40	\$61,734.40	\$61,734.40	\$61,734.40

Employer Name/Worksite Address	Graph	Count	Mean Wage	Median Wage	Lowest Wage	Highest Wage
ADVANCED CARE STAFFING LLC, 1000 GATES AVENUE, SUITE 5B, BROOKLYN, NY (https://www.google.com/maps/place/1000%20GATES%20AVENUE,%20SUITE%205B,BROOKLYN,NY)	Graph	1	\$61,734.40	\$61,734.40	\$61,734.40	\$61,734.40
Totals	Graph	1	\$61,734.40	\$61,734.40	\$61,734.40	\$61,734.40

Latitude: 40.689245 Longitude: -73.95626

Employer Name/Worksite Address	Graph	Count	Mean Wage	Median Wage	Lowest Wage	Highest Wage
ACE HEALTHCARE RESOURCES, LLC, 468 LAFAYETTE AVENUE, BROOKLYN, NY (https://www.google.com/maps/place/468%20LAFAYETTE%20AVENUE,BROOKLYN,NY)	Graph	13	\$67,114.62	\$65,749.00	\$65,749.00	\$75,000.00
Totals	Graph	13	\$67,114.62	\$65,749.00	\$65,749.00	\$75,000.00

Latitude: 40.689744 Longitude: -73.978044

Employer Name/Employer Address	Graph	Count	Mean Wage	Median Wage	Lowest Wage	Highest Wage
THE BROOKLYN HOSPITAL CENTER, 121 DEKALB AVENUE, BROOKLYN, NY (https://www.google.com/maps/place/121%20DEKALB%20AVENUE,BROOKLYN,NY)	Graph	8	\$81,259.38	\$55,000.00	\$49,691.00	\$150,000.00
Totals	Graph	8	\$81,259.38	\$55,000.00	\$49,691.00	\$150,000.00

Employer Name/Worksite Address	Graph	Count	Mean Wage	Median Wage	Lowest Wage	Highest Wage
THE BROOKLYN HOSPITAL CENTER, 121 DEKALB AVENUE, BROOKLYN, NY (https://www.google.com/maps/place/121%20DEKALB%20AVENUE,BROOKLYN,NY)	Graph	5	\$100,200.40	\$110,000.00	\$55,000.00	\$150,000.00
Totals	Graph	5	\$100,200.40	\$110,000.00	\$55,000.00	\$150,000.00

Latitude: 40.689795 Longitude: -73.969101

Employer Name/Employer Address	Graph	Count	Mean Wage	Median Wage	Lowest Wage	Highest Wage
ULI WAGNER LLC, 279 VANDERBILT AVENUE, BROOKLYN, NY (https://www.google.com/maps/place/279%20VANDERBILT%20AVENUE,BROOKLYN,NY)	Graph	2	\$39,957.00	\$39,957.00	\$39,957.00	\$39,957.00

Employer Name/Employer Address	Graph	Count	Mean Wage	Median Wage	Lowest Wage	Highest Wage
Totals	Graph	2	\$39,957.00	\$39,957.00	\$39,957.00	\$39,957.00

Employer Name/Worksite Address	Graph	Count	Mean Wage	Median Wage	Lowest Wage	Highest Wage
ULI WAGNER LLC, 279 VANDERBILT AVENUE, BROOKLYN, NY (https://www.google.com/maps/place/279%20VANDERBILT%20AVENUE,BROOKLYN,NY)	Graph	2	\$39,957.00	\$39,957.00	\$39,957.00	\$39,957.00
Totals	Graph	2	\$39,957.00	\$39,957.00	\$39,957.00	\$39,957.00

Latitude: 40.689912 Longitude: -73.906623

Employer Name/Employer Address	Graph	Count	Mean Wage	Median Wage	Lowest Wage	Highest Wage
WILSON DRUGS, INC., 623 WILSON AVENUE, BROOKLYN, NY (https://www.google.com/maps/place/623%20WILSON%20AVENUE,BROOKLYN,NY)	Graph	1	\$80,392.00	\$80,392.00	\$80,392.00	\$80,392.00
Totals	Graph	1	\$80,392.00	\$80,392.00	\$80,392.00	\$80,392.00

Employer Name/Worksite Address	Graph	Count	Mean Wage	Median Wage	Lowest Wage	Highest Wage
WILSON DRUGS, INC., 623 WILSON AVENUE, BROOKLYN, NY (https://www.google.com/maps/place/623%20WILSON%20AVENUE,BROOKLYN,NY)	Graph	1	\$80,392.00	\$80,392.00	\$80,392.00	\$80,392.00
Totals	Graph	1	\$80,392.00	\$80,392.00	\$80,392.00	\$80,392.00

Latitude: 40.689949 Longitude: -73.979987

Employer Name/Worksite Address	Graph	Count	Mean Wage	Median Wage	Lowest Wage	Highest Wage
LONG ISLAND UNIVERSITY, 75 DEKALB AVENUE, BROOKLYN, NY (https://www.google.com/maps/place/75%20DEKALB%20AVENUE,BROOKLYN,NY)	Graph	2	\$170,000.00	\$140,000.00	\$140,000.00	\$200,000.00
Totals	Graph	2	\$170,000.00	\$140,000.00	\$140,000.00	\$200,000.00

Latitude: 40.69011 Longitude: -73.986784

Employer Name/Employer Address	Graph	Count	Mean Wage	Median Wage	Lowest Wage	Highest Wage
BROOKLYN DEFENDER SERVICES, 177 LIVINGSTON STREET, BROOKLYN, NY (https://www.google.com/maps/place/177%20LIVINGSTON%20STREET,BROOKLYN,NY)	Graph	1	\$81,864.00	\$81,864.00	\$81,864.00	\$81,864.00
Totals	Graph	1	\$81,864.00	\$81,864.00	\$81,864.00	\$81,864.00

Employer Name/Worksite Address	Graph	Count	Mean Wage	Median Wage	Lowest Wage	Highest Wage
BROOKLYN DEFENDER SERVICES, 177 LIVINGSTON STREET, BROOKLYN, NY (https://www.google.com/maps/place/177%20LIVINGSTON%20STREET,BROOKLYN,NY)	Graph	1	\$81,864.00	\$81,864.00	\$81,864.00	\$81,864.00
Totals	Graph	1	\$81,864.00	\$81,864.00	\$81,864.00	\$81,864.00

Latitude: 40.690142 Longitude: -73.989305

Employer Name/Employer Address	Graph	Count	Mean Wage	Median Wage	Lowest Wage	Highest Wage
BACKPACKS AND BINOCULARS INC., 110 SCHERMERHORN ST., BROOKLYN, NY (https://www.google.com/maps/place/110%20SCHERMERHORN%20ST,BROOKLYN,NY)	Graph	1	\$41,142.00	\$41,142.00	\$41,142.00	\$41,142.00
Totals	Graph	1	\$41,142.00	\$41,142.00	\$41,142.00	\$41,142.00

Employer Name/Worksite Address	Graph	Count	Mean Wage	Median Wage	Lowest Wage	Highest Wage
BACKPACKS AND BINOCULARS INC., 110 SCHERMERHORN ST., BROOKLYN, NY (https://www.google.com/maps/place/110%20SCHERMERHORN%20ST.,BROOKLYN,NY)	Graph	1	\$41,142.00	\$41,142.00	\$41,142.00	\$41,142.00
Totals	Graph	1	\$41,142.00	\$41,142.00	\$41,142.00	\$41,142.00

Latitude: 40.69027 Longitude: -73.953911

Employer Name/Worksite Address	Graph	Count	Mean Wage	Median Wage	Lowest Wage	Highest Wage
MUGS COFFEE LLC, 30 KOSCIUSZKO STREET, NEW YORK, NY (https://www.google.com/maps/place/30%20KOSCIUSZKO%20STREET,NEW%20YORK,NY)	Graph	1	\$54,080.00	\$54,080.00	\$54,080.00	\$54,080.00
Totals	Graph	1	\$54,080.00	\$54,080.00	\$54,080.00	\$54,080.00

Employer Name/Worksite Address	Graph	Count	Mean Wage	Median Wage	Lowest Wage	Highest Wage
MUGS COFFEE LLC, 30 KOSCIUSZKO, BROOKLYN, NY (https://www.google.com/maps/place/30%20KOSCIUSZKO,BROOKLYN,NY)	Graph	1	\$54,080.00	\$54,080.00	\$54,080.00	\$54,080.00
Totals	Graph	1	\$54,080.00	\$54,080.00	\$54,080.00	\$54,080.00

Latitude: 40.690331 Longitude: -73.933455

Employer Name/Worksite Address	Graph	Count	Mean Wage	Median Wage	Lowest Wage	Highest Wage
1404 LLC, 139 STUYVESANT AVE, BROOKLYN, NY (https://www.google.com/maps/place/139%20STUYVESANT%20AVE,BROOKLYN,NY)	Graph	1	\$100,000.00	\$100,000.00	\$100,000.00	\$100,000.00
Totals	Graph	1	\$100,000.00	\$100,000.00	\$100,000.00	\$100,000.00

Employer Name/Worksite Address	Graph	Count	Mean Wage	Median Wage	Lowest Wage	Highest Wage
1404 LLC, 139 STUYVESANT AVE, BROOKLYN, NY (https://www.google.com/maps/place/139%20STUYVESANT%20AVE,BROOKLYN,NY)	Graph	1	\$100,000.00	\$100,000.00	\$100,000.00	\$100,000.00
Totals	Graph	1	\$100,000.00	\$100,000.00	\$100,000.00	\$100,000.00

Latitude: 40.690384 Longitude: -73.985146

Employer Name/Worksite Address	Graph	Count	Mean Wage	Median Wage	Lowest Wage	Highest Wage
COMMUNITY COUNSELING & MEDIATION, ONE HOYT STREET, 7TH FLOOR, BROOKLYN, NY (https://www.google.com/maps/place/ONE%20HOYT%20STREET,%207TH%20FLOOR,BROOKLYN,NY)	Graph	1	\$53,060.80	\$53,060.80	\$53,060.80	\$53,060.80
COMMUNITY COUNSELING & MEDIATION, ONE HOYT STREET, BROOKLYN, NY (https://www.google.com/maps/place/ONE%20HOYT%20STREET,BROOKLYN,NY)	Graph	1	\$39,041.60	\$39,041.60	\$39,041.60	\$39,041.60
COMMUNITY COUNSELING AND MEDIATION, ONE HOYT STREET, BROOKLYN, NY (https://www.google.com/maps/place/ONE%20HOYT%20STREET,BROOKLYN,NY)	Graph	1	\$39,603.20	\$39,603.20	\$39,603.20	\$39,603.20
Totals	Graph	3	\$43,901.87	\$39,603.20	\$39,041.60	\$53,060.80

Employer Name/Worksite Address	Graph	Count	Mean Wage	Median Wage	Lowest Wage	Highest Wage
COMMUNITY COUNSELING & MEDIATION, ONE HOYT STREET, 7TH FLOOR, BROOKLYN, NY (https://www.google.com/maps/place/ONE%20HOYT%20STREET,%207TH%20FLOOR,BROOKLYN,NY)	Graph	1	\$53,060.80	\$53,060.80	\$53,060.80	\$53,060.80
COMMUNITY COUNSELING & MEDIATION, ONE HOYT STREET, BROOKLYN, NY (https://www.google.com/maps/place/ONE%20HOYT%20STREET,BROOKLYN,NY)	Graph	1	\$39,041.60	\$39,041.60	\$39,041.60	\$39,041.60
Totals	Graph	2	\$46,051.20	\$39,041.60	\$39,041.60	\$53,060.80

Latitude: 40.690474 Longitude: -73.994175

Employer Name/Employer Address	Graph	Count	Mean Wage	Median Wage	Lowest Wage	Highest Wage
ONE-ONEHUNDRED LLC., 175 CLINTON ST #2, BROOKLYN, NY (https://www.google.com/maps/place/175%20CLINTON%20ST%20#2,BROOKLYN,NY)	Graph	1	\$58,240.00	\$58,240.00	\$58,240.00	\$58,240.00
Totals	Graph	1	\$58,240.00	\$58,240.00	\$58,240.00	\$58,240.00

Employer Name/Worksite Address	Graph	Count	Mean Wage	Median Wage	Lowest Wage	Highest Wage
ONE-ONEHUNDRED LLC., 175 CLINTON ST #2, BROOKLYN, NY (https://www.google.com/maps/place/175%20CLINTON%20ST%20#2,BROOKLYN,NY)	Graph	1	\$58,240.00	\$58,240.00	\$58,240.00	\$58,240.00
Totals	Graph	1	\$58,240.00	\$58,240.00	\$58,240.00	\$58,240.00

Latitude: 40.690482 Longitude: -73.98812

Employer Name/Worksite Address	Graph	Count	Mean Wage	Median Wage	Lowest Wage	Highest Wage
GREYCELL LABS INC, 190 LIVINGSTON ST, BROOKLYN, NY (https://www.google.com/maps/place/190%20LIVINGSTON%20ST,BROOKLYN,NY)	Graph	1	\$65,000.00	\$65,000.00	\$65,000.00	\$65,000.00
Totals	Graph	1	\$65,000.00	\$65,000.00	\$65,000.00	\$65,000.00

Latitude: 40.690533 Longitude: -73.988257

Employer Name/Worksite Address	Graph	Count	Mean Wage	Median Wage	Lowest Wage	Highest Wage
CYBERTHINK INC, 180 LIVINGSTON ST, BROOKLYN, NY (https://www.google.com/maps/place/180%20LIVINGSTON%20ST,BROOKLYN,NY)	Graph	1	\$91,000.00	\$91,000.00	\$91,000.00	\$91,000.00
ZYLOG SYSTEMS LTD., 180 LIVINGSTON STREET, BROOKLYN, NY (https://www.google.com/maps/place/180%20LIVINGSTON%20STREET,BROOKLYN,NY)	Graph	1	\$95,701.00	\$95,701.00	\$95,701.00	\$95,701.00
S CUBE SOFT, INC., 180 LIVINGSTON STREET, 4TH FLOOR, BROOKLYN, NY (https://www.google.com/maps/place/180%20LIVINGSTON%20STREET,%204TH%20FLOOR,BROOKLYN,NY)	Graph	2	\$90,750.00	\$88,500.00	\$88,500.00	\$93,000.00
Totals	Graph	4	\$92,050.25	\$91,000.00	\$88,500.00	\$95,701.00

Latitude: 40.690609 Longitude: -73.96824

Employer Name/Employer Address	Graph	Count	Mean Wage	Median Wage	Lowest Wage	Highest Wage
ST. JOSEPH'S COLLEGE, NEW YORK, 245 CLINTON AVENUE, BROOKLYN, NY (https://www.google.com/maps/place/245%20CLINTON%20AVENUE,BROOKLYN,NY)	Graph	1	\$64,260.00	\$64,260.00	\$64,260.00	\$64,260.00
ST. JOSEPH'S COLLEGE, 245 CLINTON AVE., BROOKLYN, NY (https://www.google.com/maps/place/245%20CLINTON%20AVE.,BROOKLYN,NY)	Graph	2	\$65,000.00	\$65,000.00	\$65,000.00	\$65,000.00
Totals	Graph	3	\$64,753.33	\$65,000.00	\$64,260.00	\$65,000.00

Employer Name/Worksite Address	Graph	Count	Mean Wage	Median Wage	Lowest Wage	Highest Wage
ST. JOSEPH'S COLLEGE, 245 CLINTON AVE., BROOKLYN, NY (https://www.google.com/maps/place/245%20CLINTON%20AVE.,BROOKLYN,NY)	Graph	2	\$65,000.00	\$65,000.00	\$65,000.00	\$65,000.00
Totals	Graph	2	\$65,000.00	\$65,000.00	\$65,000.00	\$65,000.00

Latitude: 40.690839 Longitude: -73.989079

Employer Name/Employer Address	Graph	Count	Mean Wage	Median Wage	Lowest Wage	Highest Wage
NEW YORK CITY TRANSIT AUTHORITY, 130 LIVINGSTON STREET, BROOKLYN, NY (https://www.google.com/maps/place/130%20LIVINGSTON%20STREET,BROOKLYN,NY)	Graph	1	\$82,140.00	\$82,140.00	\$82,140.00	\$82,140.00
Totals	Graph	1	\$82,140.00	\$82,140.00	\$82,140.00	\$82,140.00

Employer Name/Worksite Address	Graph	Count	Mean Wage	Median Wage	Lowest Wage	Highest Wage
EXPEDENT CORP., 130 LIVINGSTON STREET, BROOKLYN, NY (https://www.google.com/maps/place/130%20LIVINGSTON%20STREET,BROOKLYN,NY)	Graph	1	\$78,000.00	\$78,000.00	\$78,000.00	\$78,000.00
Totals	Graph	1	\$78,000.00	\$78,000.00	\$78,000.00	\$78,000.00

Latitude: 40.690875 Longitude: -73.942083

Employer Name/Worksite Address	Graph	Count	Mean Wage	Median Wage	Lowest Wage	Highest Wage
EAST COAST REAL ESTATE DEVELOPMENT GROUP INC., 766 LAFAYETTE AVENUE, BROOKLYN, NY (https://www.google.com/maps/place/766%20LAFAYETTE%20AVENUE,BROOKLYN,NY)	Graph	1	\$38,896.00	\$38,896.00	\$38,896.00	\$38,896.00
Totals	Graph	1	\$38,896.00	\$38,896.00	\$38,896.00	\$38,896.00

Employer Name/Worksite Address	Graph	Count	Mean Wage	Median Wage	Lowest Wage	Highest Wage
EAST COAST REAL ESTATE DEVELOPMENT GROUP INC., 766 LAFAYETTE AVENUE, BROOKLYN, NY (https://www.google.com/maps/place/766%20LAFAYETTE%20AVENUE,BROOKLYN,NY)	Graph	1	\$38,896.00	\$38,896.00	\$38,896.00	\$38,896.00
Totals	Graph	1	\$38,896.00	\$38,896.00	\$38,896.00	\$38,896.00

Latitude: 40.691057 Longitude: -73.983691

Employer Name/Worksite Address	Graph	Count	Mean Wage	Median Wage	Lowest Wage	Highest Wage
LONG ISLAND UNIVERSITY, 1 UNIVERSITY PLAZA, BROOKLYN, NY (https://www.google.com/maps/place/1%20UNIVERSITY%20PLAZA,BROOKLYN,NY)	Graph	2	\$79,729.00	\$64,458.00	\$64,458.00	\$95,000.00
Totals	Graph	2	\$79,729.00	\$64,458.00	\$64,458.00	\$95,000.00

Latitude: 40.691112 Longitude: -73.345198

Employer Name/Worksite Address	Graph	Count	Mean Wage	Median Wage	Lowest Wage	Highest Wage
UNIVERSAL MEDICAL RECORDS INFORMATION NETWORK CORP., 134 GREAT EAST NECK ROAD, WEST BABYLON, NY (https://www.google.com/maps/place/134%20GREAT%20EAST%20NECK%20ROAD,WEST%20BABYLON,NY)	Graph	2	\$63,720.80	\$62,150.40	\$62,150.40	\$65,291.20
Totals	Graph	2	\$63,720.80	\$62,150.40	\$62,150.40	\$65,291.20

Latitude: 40.691185 Longitude: -73.989737

Employer Name/Worksite Address	Graph	Count	Mean Wage	Median Wage	Lowest Wage	Highest Wage
INTEGRATED RESOURCES, INC., 111 LIVINGSTON ST #1901, BROOKLYN, NY (https://www.google.com/maps/place/111%20LIVINGSTON%20ST%20#1901,BROOKLYN,NY)	Graph	1	\$70,720.00	\$70,720.00	\$70,720.00	\$70,720.00
THE LEGAL AID SOCIETY, 111 LIVINGSTON STREET, BROOKLYN, NY (https://www.google.com/maps/place/111%20LIVINGSTON%20STREET,BROOKLYN,NY)	Graph	2	\$76,033.87	\$50,399.74	\$50,399.74	\$101,668.00
Totals	Graph	3	\$74,262.58	\$70,720.00	\$50,399.74	\$101,668.00

Latitude: 40.69119 Longitude: -73.684635

Employer Name/Worksite Address	Graph	Count	Mean Wage	Median Wage	Lowest Wage	Highest Wage
ENRITE SOLUTIONS INC., 629 FRANKLIN AVE, FRANKLIN SQ, NY (https://www.google.com/maps/place/629%20FRANKLIN%20AVE,FRANKLIN%20SQ,NY)	Graph	1	\$65,000.00	\$65,000.00	\$65,000.00	\$65,000.00

Employer Name/Employer Address	Graph	Count	Mean Wage	Median Wage	Lowest Wage	Highest Wage
HOTSPOT CELL, INC., 629 FRANKLIN SQUARE, FRANKLIN SQUARE, NY (https://www.google.com/maps/place/629%20FRANKLIN%20SQUARE,FRANKLIN%20SQUARE,NY)	Graph	1	\$75,000.00	\$75,000.00	\$75,000.00	\$75,000.00
Totals	Graph	2	\$70,000.00	\$65,000.00	\$65,000.00	\$75,000.00

Employer Name/Worksite Address	Graph	Count	Mean Wage	Median Wage	Lowest Wage	Highest Wage
ENRITE SOLUTIONS INC., 629 FRANKLIN AVE, FRANKLIN SQ, NY (https://www.google.com/maps/place/629%20FRANKLIN%20AVE,FRANKLIN%20SQ,NY)	Graph	1	\$65,000.00	\$65,000.00	\$65,000.00	\$65,000.00
HOTSPOT CELL, INC., 629 FRANKLIN SQUARE, FRANKLIN SQUARE, NY (https://www.google.com/maps/place/629%20FRANKLIN%20SQUARE,FRANKLIN%20SQUARE,NY)	Graph	1	\$75,000.00	\$75,000.00	\$75,000.00	\$75,000.00
Totals	Graph	2	\$70,000.00	\$65,000.00	\$65,000.00	\$75,000.00

Latitude: 40.69134 Longitude: -73.927879

Employer Name/Worksite Address	Graph	Count	Mean Wage	Median Wage	Lowest Wage	Highest Wage
ACHIEVEMENT FIRST BROOKLYN CHARTER SCHOOLS, ACHIEVEMENT FIRST UNIVERSITY PREP HIGH SCHOOL, BROOKLYN, NY (https://www.google.com/maps/place/ACHIEVEMENT%20FIRST%20UNIVERSITY%20PREP%20HIGH%20SCHOOL,BROOKLYN,NY)	Graph	1	\$55,869.00	\$55,869.00	\$55,869.00	\$55,869.00
Totals	Graph	1	\$55,869.00	\$55,869.00	\$55,869.00	\$55,869.00

Latitude: 40.691738 Longitude: -73.991304

Employer Name/Employer Address	Graph	Count	Mean Wage	Median Wage	Lowest Wage	Highest Wage
NEW YORK CITY DEPARTMENT OF EDUCATION, 65 COURT STREET, BROOKLYN, NY (https://www.google.com/maps/place/65%20COURT%20STREET,BROOKLYN,NY)	Graph	1000	\$53,761.16	\$54,000.00	\$51,650.00	\$111,405.00
Totals	Graph	1000	\$53,761.16	\$54,000.00	\$51,650.00	\$111,405.00

Employer Name/Worksite Address	Graph	Count	Mean Wage	Median Wage	Lowest Wage	Highest Wage
MARLABS, INC., 65 COURT STREET ROOM 1301, BROOKLYN, NY (https://www.google.com/maps/place/65%20COURT%20STREET%20ROOM%201301,BROOKLYN,NY)	Graph	1	\$75,800.00	\$75,800.00	\$75,800.00	\$75,800.00
MARLABS, INC., 65 COURT STREET, ROOM 1702, BROOKLYN, NY (https://www.google.com/maps/place/65%20COURT%20STREET,%20ROOM%201702,BROOKLYN,NY)	Graph	1	\$75,800.00	\$75,800.00	\$75,800.00	\$75,800.00
NTT DATA, INC., 65 COURT STREET, BROOKLYN, NY (https://www.google.com/maps/place/65%20COURT%20STREET,BROOKLYN,NY)	Graph	59	\$62,166.55	\$54,000.00	\$51,650.00	\$111,405.00
NEW YORK CITY DEPARTMENT OF EDUCATION, 65 COURT ST, BROOKLYN, NY (https://www.google.com/maps/place/65%20COURT%20ST,BROOKLYN,NY)	Graph	948	\$53,542.41	\$54,000.00	\$51,650.00	\$64,898.00
Totals	Graph	1009	\$54,090.82	\$54,000.00	\$51,650.00	\$111,405.00

Latitude: 40.691797 Longitude: -73.863869

Employer Name/Worksite Address	Graph	Count	Mean Wage	Median Wage	Lowest Wage	Highest Wage
CYPRESS ACUPUNCTURE PC, 9411 JAMAICA AVENUE, WOODHAVEN, NY (https://www.google.com/maps/place/9411%20JAMAICA%20AVENUE,WOODHAVEN,NY)	Graph	1	\$74,880.00	\$74,880.00	\$74,880.00	\$74,880.00
Totals	Graph	1	\$74,880.00	\$74,880.00	\$74,880.00	\$74,880.00

Latitude: 40.69185 Longitude: -73.984421

Employer Name/Worksite Address	Graph	Count	Mean Wage	Median Wage	Lowest Wage	Highest Wage
--------------------------------	-------	-------	-----------	-------------	-------------	--------------

Employer Name/Worksite Address	Graph	Count	Mean Wage	Median Wage	Lowest Wage	Highest Wage
MOVIUS INTERACTIVE CORPORATION, 214 DUFFIELD STREET, APT. 51M, BROOKLYN, NY (https://www.google.com/maps/place/214%20DUFFIELD%20STREET,%20%20APT.%2051M,BROOKLYN,NY)	Graph	1	\$233,355.00	\$233,355.00	\$233,355.00	\$233,355.00
Totals	Graph	1	\$233,355.00	\$233,355.00	\$233,355.00	\$233,355.00

Latitude: 40.691899 Longitude: -73.991371

Employer Name/Employer Address	Graph	Count	Mean Wage	Median Wage	Lowest Wage	Highest Wage
ELENA FELDMAN OPTOMETRIST P.C., 66 COURT STREET, BROOKLYN, NY (https://www.google.com/maps/place/66%20COURT%20STREET,BROOKLYN,NY)	Graph	1	\$117,000.00	\$117,000.00	\$117,000.00	\$117,000.00
Totals	Graph	1	\$117,000.00	\$117,000.00	\$117,000.00	\$117,000.00

Employer Name/Worksite Address	Graph	Count	Mean Wage	Median Wage	Lowest Wage	Highest Wage
ELENA FELDMAN OPTOMETRIST P.C., 66 COURT STREET, BROOKLYN, NY (https://www.google.com/maps/place/66%20COURT%20STREET,BROOKLYN,NY)	Graph	1	\$117,000.00	\$117,000.00	\$117,000.00	\$117,000.00
Totals	Graph	1	\$117,000.00	\$117,000.00	\$117,000.00	\$117,000.00

Latitude: 40.691932 Longitude: -73.964535

Employer Name/Employer Address	Graph	Count	Mean Wage	Median Wage	Lowest Wage	Highest Wage
PRATT INSTITUTE, 200 WILLOUGHBY AVENUE, BROOKLYN, NY (https://www.google.com/maps/place/200%20WILLOUGHBY%20AVENUE,BROOKLYN,NY)	Graph	5	\$81,635.00	\$79,761.00	\$72,575.00	\$91,000.00
Totals	Graph	5	\$81,635.00	\$79,761.00	\$72,575.00	\$91,000.00

Employer Name/Worksite Address	Graph	Count	Mean Wage	Median Wage	Lowest Wage	Highest Wage
PRATT INSTITUTE, 200 WILLOUGHBY AVENUE, BROOKLYN, NY (https://www.google.com/maps/place/200%20WILLOUGHBY%20AVENUE,BROOKLYN,NY)	Graph	6	\$122,005.17	\$79,761.00	\$72,575.00	\$323,856.00
Totals	Graph	6	\$122,005.17	\$79,761.00	\$72,575.00	\$323,856.00

Latitude: 40.691948 Longitude: -73.986351

Employer Name/Employer Address	Graph	Count	Mean Wage	Median Wage	Lowest Wage	Highest Wage
YASO HOSPITALITY GROUP LLC, 148 LAWRENCE STREET, BROOKLYN, NY (https://www.google.com/maps/place/148%20LAWRENCE%20STREET,BROOKLYN,NY)	Graph	6	\$64,686.40	\$64,000.00	\$47,000.00	\$82,118.40
Totals	Graph	6	\$64,686.40	\$64,000.00	\$47,000.00	\$82,118.40

Employer Name/Worksite Address	Graph	Count	Mean Wage	Median Wage	Lowest Wage	Highest Wage
YASO HOSPITALITY GROUP LLC, 148 LAWRENCE STREET, BROOKLYN, NY (https://www.google.com/maps/place/148%20LAWRENCE%20STREET,BROOKLYN,NY)	Graph	6	\$64,686.40	\$64,000.00	\$47,000.00	\$82,118.40
Totals	Graph	6	\$64,686.40	\$64,000.00	\$47,000.00	\$82,118.40

Latitude: 40.691984 Longitude: -73.986349

Employer Name/Employer Address	Graph	Count	Mean Wage	Median Wage	Lowest Wage	Highest Wage
FANCY MAKER ENTERTAINMENT INC, 146 LAWRENCE ST., BROOKLYN, NY (https://www.google.com/maps/place/146%20LAWRENCE%20ST.,BROOKLYN,NY)	Graph	4	\$47,320.00	\$47,840.00	\$37,440.00	\$56,160.00

Employer Name/Employer Address	Graph	Count	Mean Wage	Median Wage	Lowest Wage	Highest Wage
Totals	Graph	4	\$47,320.00	\$47,840.00	\$37,440.00	\$56,160.00

Employer Name/Worksite Address	Graph	Count	Mean Wage	Median Wage	Lowest Wage	Highest Wage
FANCY MAKER ENTERTAINMENT INC, 146 LAWRENCE ST., BROOKLYN, NY (https://www.google.com/maps/place/146%20LAWRENCE%20ST.,BROOKLYN,NY)	Graph	4	\$47,320.00	\$47,840.00	\$37,440.00	\$56,160.00
Totals	Graph	4	\$47,320.00	\$47,840.00	\$37,440.00	\$56,160.00

Latitude: 40.692004 Longitude: -73.94267

Employer Name/Worksite Address	Graph	Count	Mean Wage	Median Wage	Lowest Wage	Highest Wage
MANOBLUE DESIGN LLC, 335 THROOP AVENUE, BROOKLYN, NY (https://www.google.com/maps/place/335%20THROOP%20AVENUE,BROOKLYN,NY)	Graph	1	\$46,675.20	\$46,675.20	\$46,675.20	\$46,675.20
Totals	Graph	1	\$46,675.20	\$46,675.20	\$46,675.20	\$46,675.20

Latitude: 40.692182 Longitude: -73.944921

Employer Name/Employer Address	Graph	Count	Mean Wage	Median Wage	Lowest Wage	Highest Wage
F&A PARKING CORP, 785 DEKALB AVE, NEW YORK, NY (https://www.google.com/maps/place/785%20DEKALB%20AVE,NEW%20YORK,NY)	Graph	2	\$37,500.00	\$35,000.00	\$35,000.00	\$40,000.00
Totals	Graph	2	\$37,500.00	\$35,000.00	\$35,000.00	\$40,000.00

Employer Name/Worksite Address	Graph	Count	Mean Wage	Median Wage	Lowest Wage	Highest Wage
F&A PARKING CORP, 785 DEKALB AVE, NEW YORK, NY (https://www.google.com/maps/place/785%20DEKALB%20AVE,NEW%20YORK,NY)	Graph	1	\$35,000.00	\$35,000.00	\$35,000.00	\$35,000.00
F&A PARKING CORP, 785 DEKALB AVENUE, NEW YORK, NY (https://www.google.com/maps/place/785%20DEKALB%20AVENUE,NEW%20YORK,NY)	Graph	1	\$40,000.00	\$40,000.00	\$40,000.00	\$40,000.00
Totals	Graph	2	\$37,500.00	\$35,000.00	\$35,000.00	\$40,000.00

Latitude: 40.692218 Longitude: -73.994494

Employer Name/Employer Address	Graph	Count	Mean Wage	Median Wage	Lowest Wage	Highest Wage
MARY MCDOWELL FRIENDS SCHOOL, 23 SIDNEY PL, BROOKLYN, NY (https://www.google.com/maps/place/23%20SIDNEY%20PL,BROOKLYN,NY)	Graph	1	\$80,000.00	\$80,000.00	\$80,000.00	\$80,000.00
MARY MCDOWELL FRIENDS SCHOOL, 23 SIDNEY PLACE, BROOKLYN, NY (https://www.google.com/maps/place/23%20SIDNEY%20PLACE,BROOKLYN,NY)	Graph	2	\$80,000.00	\$80,000.00	\$80,000.00	\$80,000.00
Totals	Graph	3	\$80,000.00	\$80,000.00	\$80,000.00	\$80,000.00

Employer Name/Worksite Address	Graph	Count	Mean Wage	Median Wage	Lowest Wage	Highest Wage
MARY MCDOWELL FRIENDS SCHOOL, 23 SIDNEY PLACE, BROOKLYN, NY (https://www.google.com/maps/place/23%20SIDNEY%20PLACE,BROOKLYN,NY)	Graph	1	\$80,000.00	\$80,000.00	\$80,000.00	\$80,000.00
MARY MCDOWELL FRIENDS SCHOOL, 23 SIDNEY PL, BROOKLYN, NY (https://www.google.com/maps/place/23%20SIDNEY%20PL,BROOKLYN,NY)	Graph	2	\$80,000.00	\$80,000.00	\$80,000.00	\$80,000.00
Totals	Graph	3	\$80,000.00	\$80,000.00	\$80,000.00	\$80,000.00

Latitude: 40.692231 Longitude: -73.959717

Employer Name/Worksite Address	Graph	Count	Mean Wage	Median Wage	Lowest Wage	Highest Wage
LONDON ECONOMICS INTERNATIONAL LLC, 207 TAAFFE PLACE, BROOKLYN, NY (https://www.google.com/maps/place/207%20TAAFFE%20PLACE,BROOKLYN,NY)	Graph	1	\$90,000.00	\$90,000.00	\$90,000.00	\$90,000.00
Totals	Graph	1	\$90,000.00	\$90,000.00	\$90,000.00	\$90,000.00

Latitude: 40.692244 Longitude: -73.985802

Employer Name/Worksite Address	Graph	Count	Mean Wage	Median Wage	Lowest Wage	Highest Wage
GOTENNA INC, 81 WILLOUGHBY STREET, BROOKLYN, NY (https://www.google.com/maps/place/81%20WILLOUGHBY%20STREET,BROOKLYN,NY)	Graph	1	\$124,000.00	\$124,000.00	\$124,000.00	\$124,000.00
GOTENNA, 81 WILLOUGHBY STREET, BROOKLYN, NY (https://www.google.com/maps/place/81%20WILLOUGHBY%20STREET,BROOKLYN,NY)	Graph	1	\$90,000.00	\$90,000.00	\$90,000.00	\$90,000.00
GOTENNA, INC., 81 WILLOUGHBY STREET, BROOKLYN, NY (https://www.google.com/maps/place/81%20WILLOUGHBY%20STREET,BROOKLYN,NY)	Graph	1	\$114,000.00	\$114,000.00	\$114,000.00	\$114,000.00
Totals	Graph	3	\$109,333.33	\$114,000.00	\$90,000.00	\$124,000.00

Employer Name/Worksite Address	Graph	Count	Mean Wage	Median Wage	Lowest Wage	Highest Wage
GOTENNA, INC., 81 WILLOUGHBY STREET, BROOKLYN, NY (https://www.google.com/maps/place/81%20WILLOUGHBY%20STREET,BROOKLYN,NY)	Graph	2	\$119,000.00	\$114,000.00	\$114,000.00	\$124,000.00
Totals	Graph	2	\$119,000.00	\$114,000.00	\$114,000.00	\$124,000.00

Latitude: 40.692274 Longitude: -73.986612

Employer Name/Worksite Address	Graph	Count	Mean Wage	Median Wage	Lowest Wage	Highest Wage
HOUSING WORKS, INC, 57 WILLOUGHBY STREET, 2ND FLOOR, BROOKLYN, NY (https://www.google.com/maps/place/57%20WILLOUGHBY%20STREET,%202ND%20FLOOR,BROOKLYN,NY)	Graph	1	\$40,000.00	\$40,000.00	\$40,000.00	\$40,000.00
HOUSING WORKS, INC., 57 WILLOUGHBY STREET, 2ND FLOOR, BROOKLYN, NY (https://www.google.com/maps/place/57%20WILLOUGHBY%20STREET,%202ND%20FLOOR,BROOKLYN,NY)	Graph	1	\$58,710.00	\$58,710.00	\$58,710.00	\$58,710.00
Totals	Graph	2	\$49,355.00	\$40,000.00	\$40,000.00	\$58,710.00

Employer Name/Worksite Address	Graph	Count	Mean Wage	Median Wage	Lowest Wage	Highest Wage
HOUSING WORKS, INC, 57 WILLOUGHBY STREET, BROOKLYN, NY (https://www.google.com/maps/place/57%20WILLOUGHBY%20STREET,BROOKLYN,NY)	Graph	2	\$49,355.00	\$40,000.00	\$40,000.00	\$58,710.00
DIASPARK, INC., 57 WILLOUGHBY ST., BROOKLYN, NY (https://www.google.com/maps/place/57%20WILLOUGHBY%20ST.,BROOKLYN,NY)	Graph	3	\$75,351.67	\$69,701.00	\$69,701.00	\$86,653.00
Totals	Graph	5	\$64,953.00	\$69,701.00	\$40,000.00	\$86,653.00

Latitude: 40.692454 Longitude: -73.990805

Employer Name/Worksite Address	Graph	Count	Mean Wage	Median Wage	Lowest Wage	Highest Wage
TALENTHUB, INC., 210 JORALEMON STREET, BROOKLYN, NY (https://www.google.com/maps/place/210%20JORALEMON%20STREET,BROOKLYN,NY)	Graph	1	\$85,000.00	\$85,000.00	\$85,000.00	\$85,000.00
Totals	Graph	1	\$85,000.00	\$85,000.00	\$85,000.00	\$85,000.00

Latitude: 40.692467 Longitude: -73.988124

Employer Name/Worksite Address	Graph	Count	Mean Wage	Median Wage	Lowest Wage	Highest Wage

Employer Name/Employer Address	Graph	Count	Mean Wage	Median Wage	Lowest Wage	Highest Wage
BROOKLYN FRIENDS SCHOOL, 375 PEARL ST., BROOKLYN, NY (https://www.google.com/maps/place/375%20PEARL%20ST.,BROOKLYN,NY)	Graph	1	\$60,000.00	\$60,000.00	\$60,000.00	\$60,000.00
Totals	Graph	1	\$60,000.00	\$60,000.00	\$60,000.00	\$60,000.00

Employer Name/Worksite Address	Graph	Count	Mean Wage	Median Wage	Lowest Wage	Highest Wage
BROOKLYN FRIENDS SCHOOL, 375 PEARL STREET, BROOKLYN, NY (https://www.google.com/maps/place/375%20PEARL%20STREET,BROOKLYN,NY)	Graph	1	\$60,000.00	\$60,000.00	\$60,000.00	\$60,000.00
Totals	Graph	1	\$60,000.00	\$60,000.00	\$60,000.00	\$60,000.00

Latitude: 40.692494 Longitude: -73.921484

Employer Name/Employer Address	Graph	Count	Mean Wage	Median Wage	Lowest Wage	Highest Wage
VALENCE NYC INC, 64-66 GROVE STREET, BROOKLYN, NY (https://www.google.com/maps/place/64-66%20GROVE%20STREET,BROOKLYN,NY)	Graph	1	\$83,200.00	\$83,200.00	\$83,200.00	\$83,200.00
Totals	Graph	1	\$83,200.00	\$83,200.00	\$83,200.00	\$83,200.00

Employer Name/Worksite Address	Graph	Count	Mean Wage	Median Wage	Lowest Wage	Highest Wage
VALENCE NYC INC, 64-66 GROVE STREET, BROOKLYN, NY (https://www.google.com/maps/place/64-66%20GROVE%20STREET,BROOKLYN,NY)	Graph	1	\$83,200.00	\$83,200.00	\$83,200.00	\$83,200.00
Totals	Graph	1	\$83,200.00	\$83,200.00	\$83,200.00	\$83,200.00

Latitude: 40.692565 Longitude: -73.991562

Employer Name/Employer Address	Graph	Count	Mean Wage	Median Wage	Lowest Wage	Highest Wage
TNTP, INC., 186 JORALEMON STREET, BROOKLYN, NY (https://www.google.com/maps/place/186%20JORALEMON%20STREET,BROOKLYN,NY)	Graph	1	\$61,734.00	\$61,734.00	\$61,734.00	\$61,734.00
THE NEW TEACHER PROJECT, INC., 186 JORALEMON STREET, BROOKLYN, NY (https://www.google.com/maps/place/186%20JORALEMON%20STREET,BROOKLYN,NY)	Graph	2	\$61,587.00	\$61,440.00	\$61,440.00	\$61,734.00
Totals	Graph	3	\$61,636.00	\$61,734.00	\$61,440.00	\$61,734.00

Employer Name/Worksite Address	Graph	Count	Mean Wage	Median Wage	Lowest Wage	Highest Wage
THE NEW TEACHER PROJECT, INC., 186 JORALEMON STREET, BROOKLYN, NY (https://www.google.com/maps/place/186%20JORALEMON%20STREET,BROOKLYN,NY)	Graph	3	\$61,636.00	\$61,734.00	\$61,440.00	\$61,734.00
Totals	Graph	3	\$61,636.00	\$61,734.00	\$61,440.00	\$61,734.00

Latitude: 40.692581 Longitude: -73.956645

Employer Name/Employer Address	Graph	Count	Mean Wage	Median Wage	Lowest Wage	Highest Wage
KITTEN COFFEE LLC, 187 SKILLMAN STREET, BROOKLYN, NY (https://www.google.com/maps/place/187%20SKILLMAN%20STREET,BROOKLYN,NY)	Graph	1	\$90,000.00	\$90,000.00	\$90,000.00	\$90,000.00
Totals	Graph	1	\$90,000.00	\$90,000.00	\$90,000.00	\$90,000.00

Employer Name/Worksite Address	Graph	Count	Mean Wage	Median Wage	Lowest Wage	Highest Wage
KITTEN COFFEE LLC, 187 SKILLMAN STREET, BROOKLYN, NY (https://www.google.com/maps/place/187%20SKILLMAN%20STREET,BROOKLYN,NY)	Graph	1	\$90,000.00	\$90,000.00	\$90,000.00	\$90,000.00

Employer Name/Worksite Address	Graph	Count	Mean Wage	Median Wage	Lowest Wage	Highest Wage
Totals	Graph	1	\$90,000.00	\$90,000.00	\$90,000.00	\$90,000.00

Latitude: 40.692658 Longitude: -73.982483

Employer Name/Worksite Address	Graph	Count	Mean Wage	Median Wage	Lowest Wage	Highest Wage
METRIPOL CORP, 147 PRINCE STREET, BROOKLYN, NY (https://www.google.com/maps/place/147%20PRINCE%20STREET,BROOKLYN,NY)	Graph	2	\$72,500.00	\$70,000.00	\$70,000.00	\$75,000.00
Totals	Graph	2	\$72,500.00	\$70,000.00	\$70,000.00	\$75,000.00

Employer Name/Worksite Address	Graph	Count	Mean Wage	Median Wage	Lowest Wage	Highest Wage
METRIPOL CORP, 147 PRINCE STREET, BROOKLYN, NY (https://www.google.com/maps/place/147%20PRINCE%20STREET,BROOKLYN,NY)	Graph	2	\$72,500.00	\$70,000.00	\$70,000.00	\$75,000.00
Totals	Graph	2	\$72,500.00	\$70,000.00	\$70,000.00	\$75,000.00

Latitude: 40.692745 Longitude: -73.990209

Employer Name/Worksite Address	Graph	Count	Mean Wage	Median Wage	Lowest Wage	Highest Wage
NETROCON SYSTEMS LLC, 335 ADAM STREET, BROOKLYN, NY (https://www.google.com/maps/place/335%20ADAM%20STREET,BROOKLYN,NY)	Graph	1	\$75,000.00	\$75,000.00	\$75,000.00	\$75,000.00
Totals	Graph	1	\$75,000.00	\$75,000.00	\$75,000.00	\$75,000.00

Latitude: 40.692789 Longitude: -73.99696

Employer Name/Worksite Address	Graph	Count	Mean Wage	Median Wage	Lowest Wage	Highest Wage
ACCENTURE LLP, 287 HICKS ST, BROOKLYN HEIGHTS, NY (https://www.google.com/maps/place/287%20HICKS%20ST,BROOKLYN%20HEIGHTS,NY)	Graph	1	\$260,000.00	\$260,000.00	\$260,000.00	\$260,000.00
Totals	Graph	1	\$260,000.00	\$260,000.00	\$260,000.00	\$260,000.00

Latitude: 40.692849 Longitude: -73.334012

Employer Name/Worksite Address	Graph	Count	Mean Wage	Median Wage	Lowest Wage	Highest Wage
M9 CONSULTING INC., 400 W. MAIN ST., BABYLON, NY (https://www.google.com/maps/place/400%20W.%20MAIN%20ST.,BABYLON,NY)	Graph	1	\$79,000.00	\$79,000.00	\$79,000.00	\$79,000.00
TATA CONSULTANCY SERVICES LIMITED, 400 WEST MAIN STREET - SUITE 244, BABYLON, NY, NY (https://www.google.com/maps/place/400%20WEST%20MAIN%20STREET%20-%20SUITE%20244,BABYLON,%20NY,NY)	Graph	1	\$60,590.00	\$60,590.00	\$60,590.00	\$60,590.00
TEAMITSERVE INC, 400 W. MAIN STREET, BABYLON, NY (https://www.google.com/maps/place/400%20W.%20MAIN%20STREET,BABYLON,NY)	Graph	1	\$62,000.00	\$62,000.00	\$62,000.00	\$62,000.00
TATA CONSULTANCY SERVICES LIMITED, 400 WEST MAIN STREET, BABYLON, NY (https://www.google.com/maps/place/400%20WEST%20MAIN%20STREET,BABYLON,NY)	Graph	7	\$62,845.71	\$60,590.00	\$60,590.00	\$74,360.00
Totals	Graph	10	\$64,151.00	\$60,590.00	\$60,590.00	\$79,000.00

Latitude: 40.693002 Longitude: -73.990824

Employer Name/Worksite Address	Graph	Count	Mean Wage	Median Wage	Lowest Wage	Highest Wage
APP PARTNER LLC, 32 COURT ST, BROOKLYN, NY (https://www.google.com/maps/place/32%20COURT%20ST,BROOKLYN,NY)	Graph	1	\$56,000.00	\$56,000.00	\$56,000.00	\$56,000.00

Employer Name/Employer Address	Graph	Count	Mean Wage	Median Wage	Lowest Wage	Highest Wage
Totals	Graph	1	\$56,000.00	\$56,000.00	\$56,000.00	\$56,000.00

Employer Name/Worksite Address	Graph	Count	Mean Wage	Median Wage	Lowest Wage	Highest Wage
APP PARTNER LLC, 32 COURT STREET, BROOKLYN, NY (https://www.google.com/maps/place/32%20COURT%20STREET,BROOKLYN,NY)	Graph	2	\$83,000.00	\$56,000.00	\$56,000.00	\$110,000.00
Totals	Graph	2	\$83,000.00	\$56,000.00	\$56,000.00	\$110,000.00

Latitude: 40.693031 Longitude: -73.97782

Employer Name/Employer Address	Graph	Count	Mean Wage	Median Wage	Lowest Wage	Highest Wage
THE PHOENIX REHABILITATION & NURSING CENTER, 140 SAINT EDWARDS ST, BROOKLYN, NY (https://www.google.com/maps/place/140%20SAINT%20EDWARDS%20ST,BROOKLYN,NY)	Graph	1	\$50,000.00	\$50,000.00	\$50,000.00	\$50,000.00
Totals	Graph	1	\$50,000.00	\$50,000.00	\$50,000.00	\$50,000.00

Employer Name/Worksite Address	Graph	Count	Mean Wage	Median Wage	Lowest Wage	Highest Wage
THE PHOENIX REHABILITATION & NURSING CENTER, 140 SAINT EDWARDS ST, BROOKLYN, NY (https://www.google.com/maps/place/140%20SAINT%20EDWARDS%20ST,BROOKLYN,NY)	Graph	1	\$50,000.00	\$50,000.00	\$50,000.00	\$50,000.00
Totals	Graph	1	\$50,000.00	\$50,000.00	\$50,000.00	\$50,000.00

Latitude: 40.693053 Longitude: -73.987102

Employer Name/Employer Address	Graph	Count	Mean Wage	Median Wage	Lowest Wage	Highest Wage
HEARTSHARE - HUMAN SERVICES OF NEW YORK, 12 METROTECH CENTER, 29TH FLOOR, BROOKLYN, NY (https://www.google.com/maps/place/12%20METROTECH%20CENTER,%2029TH%20FLOOR,BROOKLYN,NY)	Graph	1	\$52,000.00	\$52,000.00	\$52,000.00	\$52,000.00
HEARTSHARE HUMAN SERVICES OF NEW YORK, 12 METROTECH CENTER, BROOKLYN, NY (https://www.google.com/maps/place/12%20METROTECH%20CENTER,BROOKLYN,NY)	Graph	1	\$72,300.80	\$72,300.80	\$72,300.80	\$72,300.80
Totals	Graph	2	\$62,150.40	\$52,000.00	\$52,000.00	\$72,300.80

Employer Name/Worksite Address	Graph	Count	Mean Wage	Median Wage
ACCENTURE LLP, 4 METROTECH, BROOKLYN, NY (https://www.google.com/maps/place/4%20METROTECH,BROOKLYN,NY)	Graph	1	\$97,000.00	\$97,000.00
COMPUNNEL SOFTWARE GROUP, INC., 6 METROTECH CTR, BROOKLYN, NY (https://www.google.com/maps/place/6%20METROTECH%20CTR,BROOKLYN,NY)	Graph	1	\$60,000.00	\$60,000.00
HEARTSHARE - HUMAN SERVICES OF NEW YORK, 12 METROTECH CENTER, BROOKLYN, NY (https://www.google.com/maps/place/12%20METROTECH%20CENTER,BROOKLYN,NY)	Graph	1	\$52,000.00	\$52,000.00
INTERPRO, INC., 2 METROTECH, BROOKLYN, NY (https://www.google.com/maps/place/2%20METROTECH,BROOKLYN,NY)	Graph	1	\$131,997.00	\$131,997.00
JPMORGAN CHASE & CO., JPMORGAN CHASE & CO., 4 METROTECH CENTER, BROOKLYN, NY (https://www.google.com/maps/place/JPMORGAN%20CHASE%20%26%20CO.,%204%20METROTECH%20CENTER,BROOKLYN,NY)	Graph	1	\$125,000.00	\$125,000.00
PRUTECH SOLUTIONS, INC., 4 METRO TECH CENTER, BROOKLYN, NY (https://www.google.com/maps/place/4%20METRO%20TECH%20CENTER,BROOKLYN,NY)	Graph	1	\$130,000.00	\$130,000.00
TECHNO SERVICES LLC, 4 METROTECH CENTRE, BROOKLYN, NY (https://www.google.com/maps/place/4%20METROTECH%20CENTRE,BROOKLYN,NY)	Graph	1	\$76,000.00	\$76,000.00
ITECH US, INC., 6 METROTECH CENTER, BROOKLYN, NY (https://www.google.com/maps/place/6%20METROTECH%20CENTER,BROOKLYN,NY)	Graph	4	\$91,053.15	\$70,464.00
ACCENTURE LLP, 4 METROTECH CENTER, BROOKLYN, NY (https://www.google.com/maps/place/4%20METROTECH%20CENTER,BROOKLYN,NY)	Graph	20	\$76,492.65	\$56,160.00
Totals	Graph	31	\$82,776.21	\$70,464.00

Latitude: 40.693202 Longitude: -73.991534

Employer Name/Employer Address	Graph	Count	Mean Wage	Median Wage	Lowest Wage	Highest Wage
ST. FRANCIS COLLEGE, 180 REMSEN STREET, BROOKLYN, NY (https://www.google.com/maps/place/180%20REMSSEN%20STREET,BROOKLYN,NY)	Graph	1	\$62,600.00	\$62,600.00	\$62,600.00	\$62,600.00
Totals	Graph	1	\$62,600.00	\$62,600.00	\$62,600.00	\$62,600.00

Employer Name/Worksite Address	Graph	Count	Mean Wage	Median Wage	Lowest Wage	Highest Wage
ST. FRANCIS COLLEGE, 180 REMSEN STREET, BROOKLYN, NY (https://www.google.com/maps/place/180%20REMSSEN%20STREET,BROOKLYN,NY)	Graph	1	\$62,600.00	\$62,600.00	\$62,600.00	\$62,600.00
Totals	Graph	1	\$62,600.00	\$62,600.00	\$62,600.00	\$62,600.00

Latitude: 40.693281 Longitude: -73.396476

Employer Name/Employer Address	Graph	Count	Mean Wage	Median Wage	Lowest Wage	Highest Wage
ISLAND VISUALS, INC., 21 GRANT STREET, COPIAGUE, NY (https://www.google.com/maps/place/21%20GRANT%20STREET,COPAGUE,NY)	Graph	1	\$54,995.20	\$54,995.20	\$54,995.20	\$54,995.20
Totals	Graph	1	\$54,995.20	\$54,995.20	\$54,995.20	\$54,995.20

Employer Name/Worksite Address	Graph	Count	Mean Wage	Median Wage	Lowest Wage	Highest Wage
ISLAND VISUALS, INC., 21 GRANT ST, COPIAGUE, NY (https://www.google.com/maps/place/21%20GRANT%20ST,COPAGUE,NY)	Graph	1	\$54,995.20	\$54,995.20	\$54,995.20	\$54,995.20
Totals	Graph	1	\$54,995.20	\$54,995.20	\$54,995.20	\$54,995.20

Latitude: 40.69335 Longitude: -73.991574

Employer Name/Worksite Address	Graph	Count	Mean Wage	Median Wage	Lowest Wage	Highest Wage
YAI-NATIONAL INSTITUTE FOR PEOPLE WITH DISABILITY, 175 REMSEN STREET 4TH FLOOR, BROOKLYN, NY (https://www.google.com/maps/place/175%20REMSSEN%20STREET%204TH%20FLOOR,BROOKLYN,NY)	Graph	1	\$43,000.00	\$43,000.00	\$43,000.00	\$43,000.00
Totals	Graph	1	\$43,000.00	\$43,000.00	\$43,000.00	\$43,000.00

Latitude: 40.693416 Longitude: -73.990649

Employer Name/Worksite Address	Graph	Count	Mean Wage	Median Wage	Lowest Wage	Highest Wage
NEW YORK CITY DEPARTMENT OF CITY PLANNING, 16 COURT STREET 7TH FLR, BROOKLYN, NY (https://www.google.com/maps/place/16%20COURT%20STREET%207TH%20FLR,BROOKLYN,NY)	Graph	2	\$70,855.20	\$67,433.60	\$67,433.60	\$74,276.80
Totals	Graph	2	\$70,855.20	\$67,433.60	\$67,433.60	\$74,276.80

Latitude: 40.69357 Longitude: -73.987285

Employer Name/Employer Address	Graph	Count	Mean Wage	Median Wage	Lowest Wage	Highest Wage
KINGS COUTY DISTRICT ATTORNEY'S OFFICE, 350 JAY STREET, BROOKLYN, NY (https://www.google.com/maps/place/350%20JAY%20STREET,BROOKLYN,NY)	Graph	1	\$105,000.00	\$105,000.00	\$105,000.00	\$105,000.00
Totals	Graph	1	\$105,000.00	\$105,000.00	\$105,000.00	\$105,000.00

Employer Name/Worksite Address	Graph	Count	Mean Wage	Median Wage	Lowest Wage	Highest Wage
--------------------------------	-------	-------	-----------	-------------	-------------	--------------

Employer Name/Worksite Address	Graph	Count	Mean Wage	Median Wage	Lowest Wage	Highest Wage
KINGS COUTY DISTRICT ATTORNEY'S OFFICE, 350 JAY STREET, BROOKLYN, NY (https://www.google.com/maps/place/350%20JAY%20STREET,BROOKLYN,NY)	Graph	1	\$105,000.00	\$105,000.00	\$105,000.00	\$105,000.00
Totals	Graph	1	\$105,000.00	\$105,000.00	\$105,000.00	\$105,000.00

Latitude: 40.693619 Longitude: -73.983296

Employer Name/Worksite Address	Graph	Count	Mean Wage	Median Wage	Lowest Wage	Highest Wage
SP6 CONSULTING, INC., 180 MYRTLE AVENUE, BROOKLYN, NY (https://www.google.com/maps/place/180%20MYRTLE%20AVENUE,BROOKLYN,NY)	Graph	2	\$195,000.00	\$140,000.00	\$140,000.00	\$250,000.00
Totals	Graph	2	\$195,000.00	\$140,000.00	\$140,000.00	\$250,000.00

Latitude: 40.693623 Longitude: -73.983347

Employer Name/Employer Address	Graph	Count	Mean Wage	Median Wage	Lowest Wage	Highest Wage
VOXL MEDIA LLC, 150 MYRTLE AVE., #803, BROOKLYN, NY (https://www.google.com/maps/place/150%20MYRTLE%20AVE.,%20#803,BROOKLYN,NY)	Graph	2	\$47,840.00	\$47,840.00	\$47,840.00	\$47,840.00
Totals	Graph	2	\$47,840.00	\$47,840.00	\$47,840.00	\$47,840.00

Employer Name/Worksite Address	Graph	Count	Mean Wage	Median Wage	Lowest Wage	Highest Wage
VOXL MEDIA LLC, 150 MYRTLE AVE., #803, BROOKLYN, NY (https://www.google.com/maps/place/150%20MYRTLE%20AVE.,%20#803,BROOKLYN,NY)	Graph	2	\$47,840.00	\$47,840.00	\$47,840.00	\$47,840.00
Totals	Graph	2	\$47,840.00	\$47,840.00	\$47,840.00	\$47,840.00

Latitude: 40.69373 Longitude: -73.828693

Employer Name/Employer Address	Graph	Count	Mean Wage	Median Wage	Lowest Wage	Highest Wage
KS BILLING & ASSOCIATES INC, 118-12 ATLANTIC AVE, RICHMOND HILL, NY (https://www.google.com/maps/place/118-12%20ATLANTIC%20AVE,RICHMOND%20HILL,NY)	Graph	1	\$55,765.00	\$55,765.00	\$55,765.00	\$55,765.00
Totals	Graph	1	\$55,765.00	\$55,765.00	\$55,765.00	\$55,765.00

Employer Name/Worksite Address	Graph	Count	Mean Wage	Median Wage	Lowest Wage	Highest Wage
KS BILLING & ASSOCIATES INC, 118-12 ATLANTIC AVE, RICHMOND HILL, NY (https://www.google.com/maps/place/118-12%20ATLANTIC%20AVE,RICHMOND%20HILL,NY)	Graph	1	\$55,765.00	\$55,765.00	\$55,765.00	\$55,765.00
Totals	Graph	1	\$55,765.00	\$55,765.00	\$55,765.00	\$55,765.00

Latitude: 40.693786 Longitude: -73.735594

Employer Name/Employer Address	Graph	Count	Mean Wage	Median Wage	Lowest Wage	Highest Wage
HKP PHYSICAL THERAPY P .C., 225-19 LINDEN BOULEVARD, CAMBRIA HEIGHTS, NY (https://www.google.com/maps/place/225-19%20LINDEN%20BOULEVARD,CAMBRIA%20HEIGHTS,NY)	Graph	2	\$67,500.00	\$65,000.00	\$65,000.00	\$70,000.00
Totals	Graph	2	\$67,500.00	\$65,000.00	\$65,000.00	\$70,000.00

Employer Name/Worksite Address	Graph	Count	Mean Wage	Median Wage	Lowest Wage	Highest Wage
HKP PHYSICAL THERAPY P .C., 225-19 LINDEN BLVD, CAMBRIA HEIGHTS, NY (https://www.google.com/maps/place/225-19%20LINDEN%20BLVD,CAMBRIA%20HEIGHTS,NY)	Graph	1	\$70,000.00	\$70,000.00	\$70,000.00	\$70,000.00

Employer Name/Worksite Address	Graph	Count	Mean Wage	Median Wage	Lowest Wage	Highest Wage
HKP PHYSICAL THERAPY P .C., 225-19 LINDEN BOULEVARD, CAMBRIA HEIGHTS, NY (https://www.google.com/maps/place/225-19%20LINDEN%20BOULEVARD,CAMBRIA%20HEIGHTS,NY)	Graph	1	\$65,000.00	\$65,000.00	\$65,000.00	\$65,000.00
Totals	Graph	2	\$67,500.00	\$65,000.00	\$65,000.00	\$70,000.00

Latitude: 40.69379 Longitude: -73.988752

Employer Name/Employer Address	Graph	Count	Mean Wage	Median Wage	Lowest Wage	Highest Wage
ACHIEVEMENT FIRST BROOKLYN CHARTER SCHOOLS, 335 ADAMS STREET, BROOKLYN, NY (https://www.google.com/maps/place/335%20ADAMS%20STREET,BROOKLYN,NY)	Graph	3	\$43,725.33	\$52,957.00	\$22,350.00	\$55,869.00
Totals	Graph	3	\$43,725.33	\$52,957.00	\$22,350.00	\$55,869.00

Employer Name/Worksite Address	Graph	Count	Mean Wage	Median Wage	Lowest Wage	Highest Wage
3I INFOTECH, INC., 335 ADAMS STREET, NEW YORK, NY (https://www.google.com/maps/place/335%20ADAMS%20STREET,NEW%20YORK,NY)	Graph	1	\$85,000.00	\$85,000.00	\$85,000.00	\$85,000.00
AIT GLOBAL, INC, 335 ADAMS STREET,, BROOKLYN, NY (https://www.google.com/maps/place/335%20ADAMS%20STREET,,BROOKLYN,NY)	Graph	1	\$100,000.00	\$100,000.00	\$100,000.00	\$100,000.00
GLOBAL DATA MANAGEMENT, INC., 335 ADAMS STREET, 28TH FLOOR, BROOKLYN, NY (https://www.google.com/maps/place/335%20ADAMS%20STREET,%2028TH%20FLOOR,BROOKLYN,NY)	Graph	1	\$85,000.00	\$85,000.00	\$85,000.00	\$85,000.00
M2M TECHNOLOGIES INC, 335 ADAMS STREET 28TH FLOOR, BROOKLYN, NY (https://www.google.com/maps/place/335%20ADAMS%20STREET%2028TH%20FLOOR,BROOKLYN,NY)	Graph	1	\$70,221.00	\$70,221.00	\$70,221.00	\$70,221.00
MOTOROLA SOLUTIONS, INC., 335 ADAMS ST, SUITE 2706, BROOKLYN, NY (https://www.google.com/maps/place/335%20ADAMS%20ST,%20SUITE%202706,BROOKLYN,NY)	Graph	1	\$108,992.00	\$108,992.00	\$108,992.00	\$108,992.00
NGA GROUP INC, 335 ADAMS STREET,28TH FLOOR, BROOKLYN, NY (https://www.google.com/maps/place/335%20ADAMS%20STREET,28TH%20FLOOR,BROOKLYN,NY)	Graph	1	\$76,000.00	\$76,000.00	\$76,000.00	\$76,000.00
DATAQUEST CORP, 335 ADAMS ST, BROOKLYN, NY (https://www.google.com/maps/place/335%20ADAMS%20ST,BROOKLYN,NY)	Graph	3	\$94,923.33	\$107,500.00	\$60,000.00	\$117,270.00
AVENUES INTERNATIONAL INC., 335 ADAMS STREET, BROOKLYN, NY (https://www.google.com/maps/place/335%20ADAMS%20STREET,BROOKLYN,NY)	Graph	19	\$77,735.79	\$71,781.00	\$60,000.00	\$117,270.00
Totals	Graph	28	\$81,677.25	\$74,500.00	\$60,000.00	\$117,270.00

Latitude: 40.693801 Longitude: -73.332633

Employer Name/Employer Address	Graph	Count	Mean Wage	Median Wage	Lowest Wage	Highest Wage
GREENMAN - PEDERSEN, INC, 325 WEST MAIN STREET, BABYLON, NY (https://www.google.com/maps/place/325%20WEST%20MAIN%20STREET,BABYLON,NY)	Graph	1	\$62,192.00	\$62,192.00	\$62,192.00	\$62,192.00
GREENMAN PEDERSEN, INC., 325 W. MAIN STREET, BABYLON, NY (https://www.google.com/maps/place/325%20W.%20MAIN%20STREET,BABYLON,NY)	Graph	1	\$84,531.20	\$84,531.20	\$84,531.20	\$84,531.20
GREENMAN-PEDERSEN,INC., 325 WEST MAIN STREET, BABYLON, NY (https://www.google.com/maps/place/325%20WEST%20MAIN%20STREET,BABYLON,NY)	Graph	1	\$65,500.00	\$65,500.00	\$65,500.00	\$65,500.00
Totals	Graph	3	\$70,741.07	\$65,500.00	\$62,192.00	\$84,531.20

Employer Name/Worksite Address	Graph	Count	Mean Wage	Median Wage	Lowest Wage	Highest Wage
GREENMAN PEDERSEN, INC., 325 W. MAIN STREET, BABYLON, NY (https://www.google.com/maps/place/325%20W.%20MAIN%20STREET,BABYLON,NY)	Graph	1	\$84,531.20	\$84,531.20	\$84,531.20	\$84,531.20
GREENMAN-PEDERSEN,INC., 325 WEST MAIN STREET, BABYLON, NY (https://www.google.com/maps/place/325%20WEST%20MAIN%20STREET,BABYLON,NY)	Graph	1	\$65,500.00	\$65,500.00	\$65,500.00	\$65,500.00
Totals	Graph	2	\$75,015.60	\$65,500.00	\$65,500.00	\$84,531.20

Latitude: 40.693853 Longitude: -73.655215

Employer Name/Employer Address	Graph	Count	Mean Wage	Median Wage	Lowest Wage	Highest Wage
ACHIEVEMENT BEHAVIOR CARE INC, 572 PALM LANE, WEST HEMPSTEAD, NY (https://www.google.com/maps/place/572%20PALM%20LANE,WEST%20HEMPSTEAD,NY)	Graph	1	\$65,000.00	\$65,000.00	\$65,000.00	\$65,000.00
Totals	Graph	1	\$65,000.00	\$65,000.00	\$65,000.00	\$65,000.00

Employer Name/Worksite Address	Graph	Count	Mean Wage	Median Wage	Lowest Wage	Highest Wage
ACHIEVEMENT BEHAVIOR CARE INC, 572 PALM LANE, WEST HEMPSTEAD, NY (https://www.google.com/maps/place/572%20PALM%20LANE,WEST%20HEMPSTEAD,NY)	Graph	1	\$65,000.00	\$65,000.00	\$65,000.00	\$65,000.00
Totals	Graph	1	\$65,000.00	\$65,000.00	\$65,000.00	\$65,000.00

Latitude: 40.694129 Longitude: -73.992137						
Employer Name/Employer Address	Graph	Count	Mean Wage	Median Wage	Lowest Wage	Highest Wage
JUNMA ENGINEERING PLLC, 188 MONTAGUE STREET, BROOKLYN, NY (https://www.google.com/maps/place/188%20MONTAGUE%20STREET,BROOKLYN,NY)	Graph	1	\$72,800.00	\$72,800.00	\$72,800.00	\$72,800.00
Totals	Graph	1	\$72,800.00	\$72,800.00	\$72,800.00	\$72,800.00

Employer Name/Worksite Address	Graph	Count	Mean Wage	Median Wage	Lowest Wage	Highest Wage
JUNMA ENGINEERING PLLC, 188 MONTAGUE STREET, BROOKLYN, NY (https://www.google.com/maps/place/188%20MONTAGUE%20STREET,BROOKLYN,NY)	Graph	1	\$72,800.00	\$72,800.00	\$72,800.00	\$72,800.00
Totals	Graph	1	\$72,800.00	\$72,800.00	\$72,800.00	\$72,800.00

Latitude: 40.694171 Longitude: -74.015953						
Employer Name/Employer Address	Graph	Count	Mean Wage	Median Wage	Lowest Wage	Highest Wage
ALLIED MILLENIAL PARTNERS, 200 VESEY STREET, NY, NY (https://www.google.com/maps/place/200%20VESEY%20STREET,NY,NY)	Graph	1	\$68,556.80	\$68,556.80	\$68,556.80	\$68,556.80
CHARDAN CAPITAL MARKETS LLC, 17 STATE STREET 16TH FL, NEW YORK, NY (https://www.google.com/maps/place/17%20STATE%20STREET%2016TH%20FL,NEW%20YORK,NY)	Graph	1	\$66,000.00	\$66,000.00	\$66,000.00	\$66,000.00
EVELYN HILL, INC., LIBERTY ISLAND, NEW YORK, NY (https://www.google.com/maps/place/LIBERTY%20ISLAND,NEW%20YORK,NY)	Graph	1	\$48,796.80	\$48,796.80	\$48,796.80	\$48,796.80
HELICOPTER FLIGHT SERVICES, INC., DOWNTOWN MANHATTAN HELIPORT, NEW YORK, NY (https://www.google.com/maps/place/DOWNTOWN%20MANHATTAN%20HELIPORT,NEW%20YORK,NY)	Graph	1	\$44,000.00	\$44,000.00	\$44,000.00	\$44,000.00
HIGH UNITED INC, 80 BROAD STREET 5TH FL, NEW YORK, NY (https://www.google.com/maps/place/80%20BROAD%20STREET%20%20%20%20%20%205TH%20FL,NEW%20YORK,NY)	Graph	1	\$39,520.00	\$39,520.00	\$39,520.00	\$39,520.00
IMPETUS PM, LLC, 26 BROADWAY FLOOR 8, NEW YORK, NY (https://www.google.com/maps/place/26%20BROADWAY%20FLOOR%208,NEW%20YORK,NY)	Graph	1	\$80,000.00	\$80,000.00	\$80,000.00	\$80,000.00
LENDABLE, WEWORK, CO LENDABLE, NEW YORK CITY, NY (https://www.google.com/maps/place/WEWORK,%20CO%20LENDABLE,NEW%20YORK%20CITY,NY)	Graph	1	\$90,000.00	\$90,000.00	\$90,000.00	\$90,000.00
NEXAR INC., 69 CHARLTON STREET, NEW YORK, NY (https://www.google.com/maps/place/69%20CHARLTON%20STREET,NEW%20YORK,NY)	Graph	1	\$96,000.00	\$96,000.00	\$96,000.00	\$96,000.00
SIMCORP USA, ONE STATE STREET PLAZA, NEW YORK, NY (https://www.google.com/maps/place/ONE%20STATE%20STREET%20PLAZA,NEW%20YORK,NY)	Graph	1	\$160,000.00	\$160,000.00	\$160,000.00	\$160,000.00
HIGH UNITED INC, 80 BROAD STREET 5TH FL, NEW YORK, NY (https://www.google.com/maps/place/80%20BROAD%20STREET%205TH%20FL,NEW%20YORK,NY)	Graph	2	\$39,520.00	\$39,520.00	\$39,520.00	\$39,520.00
ST. JOHN MANAGEMENT, LLC, 25 BROADWAY, 9TH FL, NEW YORK, NY (https://www.google.com/maps/place/25%20BROADWAY,%209TH%20FL,NEW%20YORK,NY)	Graph	2	\$43,576.00	\$40,476.80	\$40,476.80	\$40,476.80
UNICAREER LLC, 85 BROAD ST. 17TH FL, NEW YORK, NY (https://www.google.com/maps/place/85%20BROAD%20ST.%2017TH%20FL,NEW%20YORK,NY)	Graph	2	\$101,254.40	\$101,254.40	\$101,254.40	\$101,254.40
FACTORY 798 MEDIA INC, 1 STATE STREET PLAZA, NEW YORK, NY (https://www.google.com/maps/place/1%20STATE%20STREET%20PLAZA,NEW%20YORK,NY)	Graph	3	\$79,666.67	\$80,000.00	\$80,000.00	\$45,000.00

Employer Name/Employer Address	Graph	Count	Mean Wage	Median Wage	Low Wage
COTA, INC., 1 STATE STREET PLAZA, NEW YORK, NY (https://www.google.com/maps/place/1%20STATE%20STREET%20PLAZA,NEW%20YORK,NY)	Graph	4	\$131,750.00	\$120,000.00	\$90,000.00
MSQ VENTURES INC, 85 BROAD ST FL 1, NEW YORK, NY (https://www.google.com/maps/place/85%20BROAD%20ST%20FL%201,NEW%20YORK,NY)	Graph	5	\$66,560.00	\$66,560.00	\$66,560.00
HIGH UNITED, 30 BOARD ST FL 14, NEW YORK, NY (https://www.google.com/maps/place/30%20BOARD%20ST%20FL%2014,NEW%20YORK,NY)	Graph	11	\$62,778.18	\$64,480.00	\$58,240.00
Totals	Graph	38	\$75,024.59	\$64,480.00	\$39,520.00

Employer Name/Worksite Address	Graph	Count	Mean Wage	Median Wage	Low Wage
AMERICAN AUSTRALIAN ASSOCIATION, AMERICAN AUSTRALIAN ASSOCIATION, NEW YORK, NY (https://www.google.com/maps/place/AMERICAN%20AUSTRALIAN%20ASSOCIATION,NEW%20YORK,NY)	Graph	1	\$75,000.00	\$75,000.00	\$75,000.00
ASTIR IT SOLUTIONS INC, 122 FIFTH AVENUE, 6TH FLOOR, NEW YORK, NY (https://www.google.com/maps/place/122%20FIFTH%20AVENUE,%206TH%20FLOOR,NEW%20YORK,NY)	Graph	1	\$96,000.00	\$96,000.00	\$96,000.00
ASTIR IT SOLUTIONS INC., MORGAN STANLEY 1 NEW YORK PLAZA, NEW YORK, NY (https://www.google.com/maps/place/MORGAN%20STANLEY%201%20NEW%20YORK%20PLAZA,NEW%20YORK,NY)	Graph	1	\$60,000.00	\$60,000.00	\$60,000.00
BAANYAN SOFTWARE SERVICES, 1 NEW YORK PLAZA, FLOOR 11, NEW YORK, NY (https://www.google.com/maps/place/1%20NEW%20YORK%20PLAZA,%20FLOOR%2011,NEW%20YORK,NY)	Graph	1	\$60,000.00	\$60,000.00	\$60,000.00
BAHA INDUSTRIES CORP., MORGAN STANLEY - ONE NEW YORK PLAZA, NEW YORK, NY (https://www.google.com/maps/place/MORGAN%20STANLEY%20-%20ONE%20NEW%20YORK%20PLAZA,NEW%20YORK,NY)	Graph	1	\$176,800.00	\$176,800.00	\$176,800.00
BAHA INDUSTRIES CORP., SMARTSTREAM TECHNOLOGIES LTD, NEW YORK, NY (https://www.google.com/maps/place/SMARTSTREAM%20TECHNOLOGIES%20LTD,NEW%20YORK,NY)	Graph	1	\$145,000.00	\$145,000.00	\$145,000.00
BANK OF AMERICA N.A., 50 ROCKEFELLER PLAZA, NEW YORK, NY (https://www.google.com/maps/place/50%20ROCKEFELLER%20PLAZA,NEW%20YORK,NY)	Graph	1	\$125,000.00	\$125,000.00	\$125,000.00
BLISS FASMAN INC., 50 BROAD STREET, NEW YORK, NY (https://www.google.com/maps/place/50%20BROAD%20STREET,NEW%20YORK,NY)	Graph	1	\$52,650.00	\$52,650.00	\$52,650.00
CAPGEMINI AMERICA INC, 1 NEW YORK PLAZA, FDR DRIVE, NEW YORK, NY (https://www.google.com/maps/place/1%20NEW%20YORK%20PLAZA,%20FDR%20DRIVE,NEW%20YORK,NY)	Graph	1	\$90,813.00	\$90,813.00	\$90,813.00
CHARDAN CAPITAL MARKETS LLC, 17 STATE STREET 16TH FL, NEW YORK, NY (https://www.google.com/maps/place/17%20STATE%20STREET%2016TH%20FL,NEW%20YORK,NY)	Graph	1	\$66,000.00	\$66,000.00	\$66,000.00
COLLABERA INC., 1 NEW YORK PLAZA, NEW YORK CITY, NY (https://www.google.com/maps/place/1%20NEW%20YORK%20PLAZA,NEW%20YORK%20CITY,NY)	Graph	1	\$93,600.00	\$93,600.00	\$93,600.00
COVERWALLET INC, ONE STATE STREET PLAZA, NEW YORK CITY, NY (https://www.google.com/maps/place/ONE%20STATE%20STREET%20PLAZA,NEW%20YORK%20CITY,NY)	Graph	1	\$109,242.00	\$109,242.00	\$109,242.00
CSTS TECHNOLOGIES INC, NEW YORK STATE DEPARTMENT OF FINANCE, NEW YORK, NY (https://www.google.com/maps/place/NEW%20YORK%20STATE%20DEPARTMENT%20OF%20FINANCE,NEW%20YORK,NY)	Graph	1	\$60,000.00	\$60,000.00	\$60,000.00
EVELYN HILL, INC., LIBERTY ISLAND, NEW YORK, NY (https://www.google.com/maps/place/LIBERTY%20ISLAND,NEW%20YORK,NY)	Graph	1	\$48,796.80	\$48,796.80	\$48,796.80
FIRST TEK DOS LLC, 1 NEW YORK PLAZA, 38TH FLOOR, NEW YORK, NY (https://www.google.com/maps/place/1%20NEW%20YORK%20PLAZA,%2038TH%20FLOOR,NEW%20YORK,NY)	Graph	1	\$69,701.00	\$69,701.00	\$69,701.00
GEEKSOFT, LLC, 745 7TH AVENUE NEW YORK, NEW YORK CITY, NY (https://www.google.com/maps/place/745%207TH%20AVENUE%20NEW%20YORK,NEW%20YORK%20CITY,NY)	Graph	1	\$60,000.00	\$60,000.00	\$60,000.00
GRANA GROUP USA, 175 VARICK ST., NEW YORK, NY (https://www.google.com/maps/place/175%20VARICK%20ST.,NEW%20YORK,NY)	Graph	1	\$60,000.00	\$60,000.00	\$60,000.00
GROUP ONE TRADING LP, GROUP ONE TRADING LP, NEW YORK, NY (https://www.google.com/maps/place/GROUP%20ONE%20TRADING%20LP,NEW%20YORK,NY)	Graph	1	\$85,000.00	\$85,000.00	\$85,000.00
HELICOPTER FLIGHT SERVICES, INC., WEWORK, NEW YORK CITY, NY (https://www.google.com/maps/place/WEWORK,NEW%20YORK%20CITY,NY)	Graph	1	\$44,000.00	\$44,000.00	\$44,000.00
HERSHY ENGINEERING AND CONSULTING PC, 2 BROADWAY B, NEW YORK, NY (https://www.google.com/maps/place/2%20BROADWAY%20B,NEW%20YORK,NY)	Graph	1	\$62,171.00	\$62,171.00	\$62,171.00
IMPETUS PM, LLC, 26 BROADWAY FLOOR 8, NEW YORK, NY (https://www.google.com/maps/place/26%20BROADWAY%20FLOOR%208,NEW%20YORK,NY)	Graph	1	\$80,000.00	\$80,000.00	\$80,000.00
INTONE NETWORKS INC., MTA (METROPOLITAN TRANSPORTATION AUTHORITY), NEW YORK, NY (https://www.google.com/maps/place/MTA%20(METROPOLITAN%20TRANSPORTATION%20AUTHORITY),NEW%20YORK,NY)	Graph	1	\$81,000.00	\$81,000.00	\$81,000.00
JPMORGAN CHASE & CO., JPMORGAN CHASE & CO., 4 NY PLAZA, NEW YORK, NY (https://www.google.com/maps/place/JPMORGAN%20CHASE%20%26%20CO.,%204%20NY%20PLAZA,NEW%20YORK,NY)	Graph	1	\$142,000.00	\$142,000.00	\$142,000.00
LENDABLE, WEWORK, CO LENDABLE, NEW YORK CITY, NY (https://www.google.com/maps/place/WEWORK,%20CO%20LENDABLE,NEW%20YORK%20CITY,NY)	Graph	1	\$90,000.00	\$90,000.00	\$90,000.00

Employer Name/Worksite Address	Graph	Count	Mean Wage	Min Wage
MARLABS, INC., 1 STATE STREET PLAZA, 9TH FLOOR, NEW YORK, NY (https://www.google.com/maps/place/1%20STATE%20STREET%20PLAZA,%209TH%20FLOOR,NEW%20YORK,NY)	Graph	1	\$75,800.00	\$71,781.00
MEKANISM INC, 80 BROAD ST. 25TH FL., NEW YORK, NY (https://www.google.com/maps/place/80%20BROAD%20ST.%2025TH%20FL.,NEW%20YORK,NY)	Graph	1	\$115,000.00	\$110,000.00
MERCER HEALTH & BENEFITS LLC, 1166 AVENUE OF THE AMERICAS, NEW YORK, NY (https://www.google.com/maps/place/1166%20AVENUE%20OF%20THE%20AMERICAS,NEW%20YORK,NY)	Graph	1	\$73,000.00	\$71,781.00
MERCURY SYSTEMS, INC., JPMC, NEW YORK, NY (https://www.google.com/maps/place/JPMC,NEW%20YORK,NY)	Graph	1	\$59,136.00	\$58,670.00
MORGAN STANLEY SERVICES GROUP INC, 750 SEVENTH AVENUE, NEW YORK, NY (https://www.google.com/maps/place/750%20SEVENTH%20AVENUE,NEW%20YORK,NY)	Graph	1	\$95,000.00	\$91,000.00
MORGAN STANLEY SERVICES GROUP INC., 1 NEW YORK LAZA, NEW YORK, NY (https://www.google.com/maps/place/1%20NEW%20YORK%20LAZA,NEW%20YORK,NY)	Graph	1	\$160,000.00	\$160,000.00
MORGAN STANLEY SERVICES GROUP INC., 750 SEVENTH AVE, NEW YORK, NY (https://www.google.com/maps/place/750%20SEVENTH%20AVE,NEW%20YORK,NY)	Graph	1	\$133,000.00	\$132,500.16
MUHEALTH IT INC., D 12 02, 12TH FLOOR, NEW YORK, NY (https://www.google.com/maps/place/D%2012%2002,%2012TH%20FLOOR,NEW%20YORK,NY)	Graph	1	\$69,701.00	\$68,670.00
NETAROUND INC., 80 BROAD ST, NEW YORK, NY (https://www.google.com/maps/place/80%20BROAD%20ST,NEW%20YORK,NY)	Graph	1	\$66,560.00	\$66,000.00
NEXAR INC., 69 CHARLTON STREET, NEW YORK, NY (https://www.google.com/maps/place/69%20CHARLTON%20STREET,NEW%20YORK,NY)	Graph	1	\$96,000.00	\$91,000.00
PAMTEN, INC., MORGAN STANLEY, NEWYORK, NY (https://www.google.com/maps/place/MORGAN%20STANLEY,NEWYORK,NY)	Graph	1	\$95,000.00	\$91,000.00
PAMTEN, INC., NYC/DHS, NEW YORK, NY (https://www.google.com/maps/place/NYC/DHS,NEW%20YORK,NY)	Graph	1	\$96,000.00	\$91,000.00
PANDIT VIEW SOFTWARE LLC, MACMILLAN PUBLISHERS LTD., NEW YORK CITY, NY (https://www.google.com/maps/place/MACMILLAN%20PUBLISHERS%20LTD.,NEW%20YORK%20CITY,NY)	Graph	1	\$80,000.00	\$80,000.00
PROLIFICS, INC., ONE NEW YORK PLAZA, NEW YORK, NY (https://www.google.com/maps/place/ONE%20NEW%20YORK%20PLAZA,NEW%20YORK,NY)	Graph	1	\$132,500.16	\$132,500.16
R2 TECHNOLOGIES (GA) LLC, 1, NEWYORK PLAZA, NEW YORK CITY, NY (https://www.google.com/maps/place/1,%20NEWYORK%20PLAZA,NEW%20YORK%20CITY,NY)	Graph	1	\$72,800.00	\$71,781.00
STRATEGIC IT EXPERTS, INC, 1 FDR DR, NEW YORK, NY (https://www.google.com/maps/place/1%20FDR%20DR,NEW%20YORK,NY)	Graph	1	\$60,000.00	\$60,000.00
SYMBOL SOFTWARE SERVICES, INC., NY PLAZA, 10TH FLOOR, NEW YORK, NY (https://www.google.com/maps/place/NY%20PLAZA,%2010TH%20FLOOR,NEW%20YORK,NY)	Graph	1	\$81,000.00	\$80,000.00
TATA CONSULTANCY SERVICES LIMITED, 1 NEW YORK PLAZA, 18TH FLOOR, NEW YORK, NY (https://www.google.com/maps/place/1%20NEW%20YORK%20PLAZA,%2018TH%20FLOOR,NEW%20YORK,NY)	Graph	1	\$71,781.00	\$71,781.00
TEK LEADERS INC, MTA, NEW YORK CITY, NY (https://www.google.com/maps/place/MTA,NEW%20YORK%20CITY,NY)	Graph	1	\$64,813.00	\$64,813.00
TWO95 INTERNATIONAL INC., COTA HEALTHCARE, NEW YORK, NY (https://www.google.com/maps/place/COTA%20HEALTHCARE,NEW%20YORK,NY)	Graph	1	\$91,000.00	\$91,000.00
V-SOFT CONSULTING GROUP, INC, 1 NY PLAZA, NEWYORK, NY (https://www.google.com/maps/place/1%20NY%20PLAZA,NEWYORK,NY)	Graph	1	\$70,000.00	\$71,781.00
XDIMENSION TECHNOLOGY LLC, 1 N.Y. PLAZA, NEW YORK, NY (https://www.google.com/maps/place/1%20N.Y.%20PLAZA,NEW%20YORK,NY)	Graph	1	\$60,000.00	\$60,000.00
AMERICAN CONSULTING SOLUTIONS INC, MORGAN STANLEY, INSTITUTIONAL PROD & SERVICES IT, NEW YORK, NY (https://www.google.com/maps/place/MORGAN%20STANLEY,%20INSTITUTIONAL%20PROD%20%26%20SERVICES%20IT,NEW%20YORK,NY)	Graph	2	\$80,000.00	\$80,000.00
BERKMAN FUNDING LLC, 85 BROAD STREET, NEW YORK, NY (https://www.google.com/maps/place/85%20BROAD%20STREET,NEW%20YORK,NY)	Graph	2	\$58,670.00	\$48,670.00
CAPGEMINI AMERICA INC, 1 NYP, NEW YORK, NY (https://www.google.com/maps/place/1%20NYP,NEW%20YORK,NY)	Graph	2	\$71,781.00	\$71,781.00
GREYCELL LABS INC, 17 STATE STREET, NEW YORK, NY (https://www.google.com/maps/place/17%20STATE%20STREET,NEW%20YORK,NY)	Graph	2	\$82,440.00	\$71,781.00
HCL AMERICA, INC., 1 NEW YORK PLAZA, 48TH FLOOR, NEW YORK, NY (https://www.google.com/maps/place/1%20NEW%20YORK%20PLAZA,%2048TH%20FLOOR,NEW%20YORK,NY)	Graph	2	\$90,282.50	\$80,000.00
INFINITY TECH GROUP INC., 1 NEW YORK TIMES PLAZA, NEW YORK, NY (https://www.google.com/maps/place/1%20NEW%20YORK%20TIMES%20PLAZA,NEW%20YORK,NY)	Graph	2	\$100,017.00	\$91,000.00
ITC INFOTECH (USA), INC., THE NIELSEN COMPANY LLC, NEW YORK, NY (https://www.google.com/maps/place/THE%20NIELSEN%20COMPANY%20LLC,NEW%20YORK,NY)	Graph	2	\$71,781.00	\$71,781.00
JPMORGAN CHASE & CO., 4 NEW YORK PLAZA, NEW YORK, NY (https://www.google.com/maps/place/4%20NEW%20YORK%20PLAZA,NEW%20YORK,NY)	Graph	2	\$102,500.00	\$68,670.00
PEGASYS INFORMATION TECHNOLOGIES INC, 1 NEW YORK PLAZA, 11TH FLOOR, NEW YORK, NY (https://www.google.com/maps/place/1%20NEW%20YORK%20PLAZA,%2011TH%20FLOOR,NEW%20YORK,NY)	Graph	2	\$64,813.00	\$64,813.00

Employer Name/Worksite Address	Graph	Count	Mean Wage	Min Wage
SOURCEINFOTECH INC., THE GUARDIAN LIFE INSURANCE COMPANY OF AMERICA, NEW YORK, NY (https://www.google.com/maps/place/THE%20GUARDIAN%20LIFE%20INSURANCE%20COMPANY%20OF%20AMERICA,NEW%20YORK,NY)	Graph	2	\$67,250.00	\$61,000.00
ST. JOHN MANAGEMENT, LLC, 25 BROADWAY 9TH FL, NEW YORK, NY (https://www.google.com/maps/place/25%20BROADWAY%209TH%20FL,NEW%20YORK,NY)	Graph	2	\$43,576.00	\$41,000.00
TATA CONSULTANCY SERVICES LIMITED, 1 NEW YORK PLAZA, 10TH FLOOR, NEW YORK, NY (https://www.google.com/maps/place/1%20NEW%20YORK%20PLAZA,%2010TH%20FLOOR,NEW%20YORK,NY)	Graph	2	\$77,178.50	\$61,000.00
TEKWISSEN LLC, ONE NEW YORK PLAZA, 1 FDR DRIVE, NEW YORK, NY (https://www.google.com/maps/place/ONE%20NEW%20YORK%20PLAZA,%201%20FDR%20DRIVE,NEW%20YORK,NY)	Graph	2	\$90,110.50	\$71,000.00
UNICAREER LLC, 85 BROAD ST. 17TH FL, NEW YORK, NY (https://www.google.com/maps/place/85%20BROAD%20ST.%2017TH%20FL,NEW%20YORK,NY)	Graph	2	\$101,254.40	\$100,000.00
V-SOFT CONSULTING GROUP, INC, DEPARTMENT OF HOMELESS SERVICES, NEW YORK, NY (https://www.google.com/maps/place/DEPARTMENT%20OF%20HOMELESS%20SERVICES,NEW%20YORK,NY)	Graph	2	\$66,000.00	\$51,000.00
HIGH UNITED INC, 80 BROAD ST 5TH FL, NEW YORK, NY (https://www.google.com/maps/place/80%20BROAD%20ST%20%205TH%20FL,NEW%20YORK,NY)	Graph	3	\$39,520.00	\$31,000.00
HIGH UNITED, 30 BROAD ST, NEW YORK, NY (https://www.google.com/maps/place/30%20BROAD%20ST,NEW%20YORK,NY)	Graph	3	\$58,240.00	\$51,000.00
SIMON-KUCHER & PARTNERS STRATEGY & MARKETING CONSULTANTS LLC, 17 STATE STREET, 37TH FLOOR AND PERIPATETIC, NEW YORK, NY (https://www.google.com/maps/place/17%20STATE%20STREET,%2037TH%20FLOOR%20AND%20PERIPATETIC,NEW%20YORK,NY)	Graph	3	\$264,793.67	\$15,000.00
TECH MAHINDRA (AMERICAS),INC., ONE NEW YOURK PLAZA,SUIT 4500, NEW YORK, NY (https://www.google.com/maps/place/ONE%20NEW%20YOURK%20PLAZA,SUIT%204500,NEW%20YORK,NY)	Graph	3	\$75,796.00	\$71,000.00
AMERISOFTPRO SYSTEMS LLC, 1 NY PLAZA, NEW YORK, NY (https://www.google.com/maps/place/1%20NY%20PLAZA,NEW%20YORK,NY)	Graph	4	\$81,629.20	\$81,000.00
SAP AMERICA, INC., 1 NEW YORK PLAZA, 1 FDR DRIVE, NEW YORK, NY (https://www.google.com/maps/place/1%20NEW%20YORK%20PLAZA,%201%20FDR%20DRIVE,NEW%20YORK,NY)	Graph	4	\$110,203.25	\$111,000.00
SOPHOS, INC., 25 BROAD STREET, NEW YORK, NY (https://www.google.com/maps/place/25%20BROAD%20STREET,NEW%20YORK,NY)	Graph	4	\$120,000.00	\$121,000.00
THINKTOWN EDUCATION INC., 25 BROADWAY, NEW YORK, NY (https://www.google.com/maps/place/25%20BROADWAY,NEW%20YORK,NY)	Graph	4	\$53,005.60	\$41,000.00
USTWO STUDIO INC., 26 BROADWAY, NEW YORK, NY (https://www.google.com/maps/place/26%20BROADWAY,NEW%20YORK,NY)	Graph	4	\$114,625.00	\$91,000.00
CRITERION SOFTWARE, LLC, 111 WALL STREET, NEW YORK, NY (https://www.google.com/maps/place/111%20WALL%20STREET,NEW%20YORK,NY)	Graph	5	\$81,423.20	\$71,000.00
INFODRIVE SYSTEMS, INC, ONE STATE STREET PLAZA, NEW YORK, NY (https://www.google.com/maps/place/ONE%20STATE%20STREET%20PLAZA,NEW%20YORK,NY)	Graph	5	\$86,784.00	\$61,000.00
MSQ VENTURES INC, 85 BROAD ST FL 1, NEW YORK, NY (https://www.google.com/maps/place/85%20BROAD%20ST%20FL%201,NEW%20YORK,NY)	Graph	5	\$66,560.00	\$61,000.00
TEACH FOR AMERICA, TEACH FOR AMERICA, NEW YORK, NY (https://www.google.com/maps/place/TEACH%20FOR%20AMERICA,NEW%20YORK,NY)	Graph	5	\$103,476.20	\$101,000.00
BANK OF AMERICA N.A., ONE BRYANT PARK, NEW YORK, NY (https://www.google.com/maps/place/ONE%20BRYANT%20PARK,NEW%20YORK,NY)	Graph	7	\$157,857.14	\$151,000.00
CLEARPOOL GROUP INC., CLEARPOOL GROUP INC., NEW YORK, NY (https://www.google.com/maps/place/CLEARPOOL%20GROUP%20INC.,NEW%20YORK,NY)	Graph	7	\$93,285.71	\$81,000.00
HIGH UNITED, 30 BROAD ST, NEW YOKR, NY (https://www.google.com/maps/place/30%20BROAD%20ST,NEW%20YOKR,NY)	Graph	8	\$64,480.00	\$61,000.00
AMTEX SYSTEMS, INC., AMTEX SYSTEMS INC, NEW YORK, NY (https://www.google.com/maps/place/AMTEX%20SYSTEMS%20INC,NEW%20YORK,NY)	Graph	9	\$60,111.11	\$61,000.00
COTA, INC., 1 STATE STREET PLAZA, NEW YORK, NY (https://www.google.com/maps/place/1%20STATE%20STREET%20PLAZA,NEW%20YORK,NY)	Graph	9	\$98,888.89	\$91,000.00
MITCHELL/MARTIN, INC., MORGAN STANLEY, NEW YORK, NY (https://www.google.com/maps/place/MORGAN%20STANLEY,NEW%20YORK,NY)	Graph	10	\$101,997.90	\$81,000.00
DELOITTE CONSULTING LLP, 25 BROADWAY NEW YORK, N.Y. 10004, NEW YORK, NY (https://www.google.com/maps/place/25%20BROADWAY%20NEW%20YORK,%20N.Y.%2010004,NEW%20YORK,NY)	Graph	15	\$65,000.00	\$61,000.00
IBM INDIA PRIVATE LIMITED, 4 NY PLAZA, NEW YORK, NY (https://www.google.com/maps/place/4%20NY%20PLAZA,NEW%20YORK,NY)	Graph	16	\$86,232.13	\$81,000.00
CGI TECHNOLOGIES AND SOLUTIONS INC., 60 WALL STREET, NEW YORK, NY (https://www.google.com/maps/place/60%20WALL%20STREET,NEW%20YORK,NY)	Graph	30	\$81,921.67	\$71,000.00
GEOMATRIX SOFTWARE SERVICES, INC., 1 NEW YORK PLAZA, NEW YORK, NY (https://www.google.com/maps/place/1%20NEW%20YORK%20PLAZA,NEW%20YORK,NY)	Graph	59	\$83,443.42	\$71,000.00
Totals	Graph	298	\$86,143.07	\$71,000.00

Latitude: 40.694212 Longitude: -74.268976

Employer Name/Worksite Address	Graph	Count	Mean Wage	Median Wage	Lowest Wage	Highest Wage
MERLIN SIGHT, LLC, 40 NORTH PEARL STREET, ALBANY, NY (https://www.google.com/maps/place/40%20NORTH%20PEARL%20STREET,ALBANY,NY)	Graph	1	\$60,000.00	\$60,000.00	\$60,000.00	\$60,000.00
Totals	Graph	1	\$60,000.00	\$60,000.00	\$60,000.00	\$60,000.00

Latitude: 40.694259 Longitude: -73.99211

Employer Name/Employer Address	Graph	Count	Mean Wage	Median Wage	Lowest Wage	Highest Wage
BOLIDO BRANDS LLC, 195 MONTAGUE ST., BROOKLYN, NY (https://www.google.com/maps/place/195%20MONTAGUE%20ST.,BROOKLYN,NY)	Graph	1	\$58,198.00	\$58,198.00	\$58,198.00	\$58,198.00
EVIL MARTIANS INC., 195 MONTAGUE STREET, BROOKLYN, NY (https://www.google.com/maps/place/195%20MONTAGUE%20STREET,BROOKLYN,NY)	Graph	5	\$76,000.00	\$80,000.00	\$60,000.00	\$80,000.00
Totals	Graph	6	\$73,033.00	\$80,000.00	\$58,198.00	\$80,000.00

Employer Name/Worksite Address	Graph	Count	Mean Wage	Median Wage	Lowest Wage	Highest Wage
BERGGRUEN INSTITUTE, 195 MONTAGUE STREET 14TH FLOOR, BROOKLYN, NY (https://www.google.com/maps/place/195%20MONTAGUE%20STREET%2014TH%20FLOOR,BROOKLYN,NY)	Graph	1	\$60,000.00	\$60,000.00	\$60,000.00	\$60,000.00
IVALUA INC, 195 MONTAGUE ST., BROOKLYN, NY (https://www.google.com/maps/place/195%20MONTAGUE%20ST.,BROOKLYN,NY)	Graph	2	\$100,000.00	\$85,000.00	\$85,000.00	\$115,000.00
IVALUA INC, 195 MONTAGUE STREET, BROOKLYN, NY (https://www.google.com/maps/place/195%20MONTAGUE%20STREET,BROOKLYN,NY)	Graph	8	\$69,750.00	\$80,000.00	\$40,000.00	\$90,000.00
Totals	Graph	11	\$74,363.64	\$80,000.00	\$40,000.00	\$115,000.00

Latitude: 40.694295 Longitude: -73.985318

Employer Name/Worksite Address	Graph	Count	Mean Wage	Median Wage	Lowest Wage	Highest Wage
EXPERIS US, INC., 2 METROTECH CENTER 4TH FLOOR, BROOKLYN, NY (https://www.google.com/maps/place/2%20METROTECH%20CENTER%204TH%20FLOOR,BROOKLYN,NY)	Graph	1	\$107,265.60	\$107,265.60	\$107,265.60	\$107,265.60
RED HIBBERT GROUP, LLC, 2 METROTECH CENTER, 3RD FLOOR, ROOM 3600, BROOKLYN, NY (https://www.google.com/maps/place/2%20METROTECH%20CENTER,%203RD%20FLOOR,%20ROOM%203600,BROOKLYN,NY)	Graph	1	\$100,000.00	\$100,000.00	\$100,000.00	\$100,000.00
VSQUARE INFOTECH INC., 2 METROTECH CENTER, 3RD FLOOR, BROOKLYN, NY (https://www.google.com/maps/place/2%20METROTECH%20CENTER,%203RD%20FLOOR,BROOKLYN,NY)	Graph	1	\$64,813.00	\$64,813.00	\$64,813.00	\$64,813.00
Z3 TECHNOLOGIES INC, 2 METROTECH CTR, BROOKLYN, NY (https://www.google.com/maps/place/2%20METROTECH%20CTR,BROOKLYN,NY)	Graph	1	\$66,000.00	\$66,000.00	\$66,000.00	\$66,000.00
ARROSOFT SOLUTIONS LLC, 2 METROTECH CENTER, NEW YORK, NY (https://www.google.com/maps/place/2%20METROTECH%20CENTER,NEW%20YORK,NY)	Graph	7	\$87,832.57	\$87,414.00	\$87,414.00	\$87,832.57
GREYCELL LABS INC, 2 METRO TECH CENTER, BROOKLYN, NY (https://www.google.com/maps/place/2%20METRO%20TECH%20CENTER,BROOKLYN,NY)	Graph	12	\$88,101.17	\$90,000.00	\$90,000.00	\$88,101.17
GCOM SOFTWARE, INC., 2 METROTECH CENTER, BROOKLYN, NY (https://www.google.com/maps/place/2%20METROTECH%20CENTER,BROOKLYN,NY)	Graph	45	\$95,022.46	\$92,768.00	\$92,768.00	\$95,022.46
Totals	Graph	68	\$92,443.11	\$90,813.00	\$90,813.00	\$95,022.46

Latitude: 40.694427 Longitude: -73.985316

Employer Name/Employer Address	Graph	Count	Mean Wage	Median Wage	Lowest Wage	Highest Wage
BROOKLYN NETS LLC, 15 METROTECH CENTER, BROOKLYN, NY (https://www.google.com/maps/place/15%20METROTECH%20CENTER,BROOKLYN,NY)	Graph	1	\$97,489.60	\$97,489.60	\$97,489.60	\$97,489.60
BROOKLYN NETS, LLC, 15 METROTECH CENTER, BROOKLYN, NY (https://www.google.com/maps/place/15%20METROTECH%20CENTER,BROOKLYN,NY)	Graph	1	\$50,000.00	\$50,000.00	\$50,000.00	\$50,000.00
CARECOM US INC., 15 METROTECH CENTER, BROOKLYN, NY (https://www.google.com/maps/place/15%20METROTECH%20CENTER,BROOKLYN,NY)	Graph	1	\$125,000.00	\$125,000.00	\$125,000.00	\$125,000.00

Employer Name/Employer Address	Graph	Count	Mean Wage	Median Wage	Lowest Wage	H
COURIER-LIFE, INC., ONE METROTECH CENTER, BROOKLYN, NY (https://www.google.com/maps/place/ONE%20METROTECH%20CENTER,BROOKLYN,NY)	Graph	1	\$115,566.00	\$115,566.00	\$115,566.00	\$11
EL DIARIO LLC, 1 METRO TECH CENTER, 18TH FLOOR, BROOKLYN, NY (https://www.google.com/maps/place/1%20METRO%20TECH%20CENTER,%2018TH%20FLOOR,BROOKLYN,NY)	Graph	1	\$130,000.00	\$130,000.00	\$130,000.00	\$13
HELLO AND HOLA MEDIA, INC., 1 METRO TECH CENTER, 18TH FLOOR, BROOKLYN, NY (https://www.google.com/maps/place/1%20METRO%20TECH%20CENTER,%2018TH%20FLOOR,BROOKLYN,NY)	Graph	1	\$65,000.00	\$65,000.00	\$65,000.00	\$6
IMPREMEDIA OPERATING COMPANY LLC, 1 METROTECH CENTER 18TH FLOOR, BROOKLYN, NY (https://www.google.com/maps/place/1%20METROTECH%20CENTER%2018TH%20FLOOR,BROOKLYN,NY)	Graph	1	\$46,675.00	\$46,675.00	\$46,675.00	\$4
MAKERBOT INDUSTRIES LLC, 1 METROTECH CNT, BROOKLYN, NY (https://www.google.com/maps/place/1%20METROTECH%20CNT,BROOKLYN,NY)	Graph	1	\$169,300.00	\$169,300.00	\$169,300.00	\$16
NATIONAL GRID USA SERVICE COMPANY INC., ONE METROTECH CENTER, BROOKLYN, NY (https://www.google.com/maps/place/ONE%20METROTECH%20CENTER,BROOKLYN,NY)	Graph	1	\$125,986.00	\$125,986.00	\$125,986.00	\$12
PROJECTECONOMICS INC, 15 METROTECH CENTER, 19TH FLOOR, BROOKLYN, NY (https://www.google.com/maps/place/15%20METROTECH%20CENTER,%2019TH%20FLOOR,BROOKLYN,NY)	Graph	1	\$178,000.00	\$178,000.00	\$178,000.00	\$17
THE SLATE GROUP LLC, 15 METROTECH CENTER, BROOKLYN, NY (https://www.google.com/maps/place/15%20METROTECH%20CENTER,BROOKLYN,NY)	Graph	1	\$131,477.00	\$131,477.00	\$131,477.00	\$13
THINK! ARCHITECTURAL DRAFTER, 1 METRO TECH CENTER NORTH, BROOKLYN, NY (https://www.google.com/maps/place/1%20METRO%20TECH%20CENTER%20NORTH,BROOKLYN,NY)	Graph	1	\$50,000.00	\$50,000.00	\$50,000.00	\$5
THINK! ARCHITECTURE AND DESIGN PLLC, 1 METRO TECH CENTER NORTH, BROOKLYN, NY (https://www.google.com/maps/place/1%20METRO%20TECH%20CENTER%20NORTH,BROOKLYN,NY)	Graph	1	\$50,000.00	\$50,000.00	\$50,000.00	\$5
HEVO INC., 15 METROTECH CENTER, BROOKLYN, NY (https://www.google.com/maps/place/15%20METROTECH%20CENTER,BROOKLYN,NY)	Graph	2	\$68,869.00	\$68,869.00	\$68,869.00	\$6
Totals	Graph	15	\$98,148.77	\$97,489.60	\$46,675.00	\$17

Employer Name/Worksite Address	Graph	Count	Mean Wage	Median Wage	Lowest Wage	H
CHARTER GLOBAL, INC., 15 METROTECH CENTER,16TH FLOOR, BROOKLYN, NY (https://www.google.com/maps/place/15%20METROTECH%20CENTER,16TH%20FLOOR,BROOKLYN,NY)	Graph	1	\$93,600.00	\$93,600.00	\$93,600.00	\$9
CNET GLOBAL SOLUTIONS INC, 15 METRO TECH, BROOKLYN, NY (https://www.google.com/maps/place/15%20METRO%20TECH,BROOKLYN,NY)	Graph	1	\$72,000.00	\$72,000.00	\$72,000.00	\$7
EATEAM, INC., 15 METROTECH BROOKLYN, BROOKLYN, NY (https://www.google.com/maps/place/15%20METROTECH%20BROOKLYN,BROOKLYN,NY)	Graph	1	\$60,000.00	\$60,000.00	\$60,000.00	\$6
IBM INDIA PRIVATE LIMITED, 3 METROTECH CENTER, BROOKLYN, NY (https://www.google.com/maps/place/3%20METROTECH%20CENTER,BROOKLYN,NY)	Graph	1	\$74,714.00	\$74,714.00	\$74,714.00	\$7
INDUS IT VALLEY, INC., 9 METRO TECH CENTER, NEW YORK, NY (https://www.google.com/maps/place/9%20METRO%20TECH%20CENTER,NEW%20YORK,NY)	Graph	1	\$78,000.00	\$78,000.00	\$78,000.00	\$7
MINDWAVE SOLUTIONS, INC., 15 METROTECH CENTER, 16TH FLOOR, BROOKLYN, NY (https://www.google.com/maps/place/15%20METROTECH%20CENTER,%2016TH%20FLOOR,BROOKLYN,NY)	Graph	1	\$84,000.00	\$84,000.00	\$84,000.00	\$8
PARTNERS SOFT, INC, 3 METRO TECH, BROOKLYN, NY (https://www.google.com/maps/place/3%20METRO%20TECH,BROOKLYN,NY)	Graph	1	\$90,000.00	\$90,000.00	\$90,000.00	\$9
PRIAMBA SOFT LLC, 15 METROTECH CENTRE, BROOKLYN, NY (https://www.google.com/maps/place/15%20METROTECH%20CENTRE,BROOKLYN,NY)	Graph	1	\$79,768.00	\$79,768.00	\$79,768.00	\$7
FOREST CITY EMPLOYER LLC, 1 METRO TECH CENTER, BROOKLYN, NY (https://www.google.com/maps/place/1%20METRO%20TECH%20CENTER,BROOKLYN,NY)	Graph	2	\$121,575.00	\$114,400.00	\$114,400.00	\$12
HELLO AND HOLA MEDIA, INC., 1 METRO TECH CENTER, 18TH FLOOR, BROOKLYN, NY (https://www.google.com/maps/place/1%20METRO%20TECH%20CENTER,%2018TH%20FLOOR,BROOKLYN,NY)	Graph	2	\$97,500.00	\$65,000.00	\$65,000.00	\$13
JEAN MARTIN INC, 15 METROTECH CENTER, NEW YORK, NY (https://www.google.com/maps/place/15%20METROTECH%20CENTER,NEW%20YORK,NY)	Graph	2	\$71,890.50	\$71,781.00	\$71,781.00	\$7
MONTAGE CONSIGNMENTS, INC., 15 METROTECH CTR, BROOKLYN, NY (https://www.google.com/maps/place/15%20METROTECH%20CTR,BROOKLYN,NY)	Graph	2	\$77,610.50	\$70,221.00	\$70,221.00	\$8
NEW YORK UNIVERSITY, 5 METROTECH CENTER, BROOKLYN, NY (https://www.google.com/maps/place/5%20METROTECH%20CENTER,BROOKLYN,NY)	Graph	2	\$66,950.00	\$48,900.00	\$48,900.00	\$8
THINK! ARCHITECTURAL DRAFTER, 1 METRO TECH CENTER NORTH, BROOKLYN, NY (https://www.google.com/maps/place/1%20METRO%20TECH%20CENTER%20NORTH,BROOKLYN,NY)	Graph	2	\$50,000.00	\$50,000.00	\$50,000.00	\$5
CAVALIER IT INC., 15 METRO TECH CENTER, BROOKLYN, NY (https://www.google.com/maps/place/15%20METRO%20TECH%20CENTER,BROOKLYN,NY)	Graph	4	\$78,434.00	\$76,000.00	\$60,000.00	\$9

Employer Name/Worksite Address	Graph	Count	Mean Wage	Median Wage	Lowest Wage	High Wage
FOREST CITY EMPLOYER LLC, 1 METROTECH CENTER, BROOKLYN, NY (https://www.google.com/maps/place/1%20METROTECH%20CENTER,BROOKLYN,NY)	Graph	6	\$103,451.83	\$75,000.00	\$46,675.00	\$160,000.00
MASTECH DIGITAL ALLIANCES, INC., A MASTECH DIGITAL, INC. COMPANY, 9 METROTECH CENTER, , BROOKLYN, NY (https://www.google.com/maps/place/9%20METROTECH%20CENTER%20,,BROOKLYN,NY)	Graph	6	\$111,405.00	\$111,405.00	\$111,405.00	\$111,405.00
GREENLAND US HOLDING, INC., ONE METROTECH CENTER, BROOKLYN, NY (https://www.google.com/maps/place/ONE%20METROTECH%20CENTER,BROOKLYN,NY)	Graph	10	\$90,369.00	\$76,008.00	\$54,432.00	\$130,000.00
GCOM SOFTWARE, INC., 9 METROTECH CENTER, BROOKLYN, NY (https://www.google.com/maps/place/9%20METROTECH%20CENTER,BROOKLYN,NY)	Graph	24	\$97,525.21	\$95,000.00	\$70,221.00	\$119,000.00
GLOBALPOINT, INC., 15 METROTECH CENTER, BROOKLYN, NY (https://www.google.com/maps/place/15%20METROTECH%20CENTER,BROOKLYN,NY)	Graph	59	\$83,301.98	\$75,000.00	\$50,000.00	\$170,000.00
Totals	Graph	129	\$88,101.73	\$85,000.00	\$46,675.00	\$160,000.00

Latitude: 40.694461 Longitude: -73.985166

Employer Name/Worksite Address	Graph	Count	Mean Wage	Median Wage	Lowest Wage	High Wage
IOTICS CORPORATION LLC, 4, BROOKLYN, NY (https://www.google.com/maps/place/4,BROOKLYN,NY)	Graph	1	\$76,000.00	\$76,000.00	\$76,000.00	\$76,000.00
JPMORGAN CHASE & CO., 4 METROTECH CENTER, BROOKLYN, NY (https://www.google.com/maps/place/4%20METROTECH%20CENTER,BROOKLYN,NY)	Graph	1	\$122,000.00	\$122,000.00	\$122,000.00	\$122,000.00
KAIZEN TECHNOLOGIES INC., JP MORGAN CHASE, BROOKLYN, NY (https://www.google.com/maps/place/JP%20MORGAN%20CHASE,BROOKLYN,NY)	Graph	1	\$70,221.00	\$70,221.00	\$70,221.00	\$70,221.00
EVEREST CONSULTING GROUP, INC., JPMC, BROOKLYN, NY (https://www.google.com/maps/place/JPMC,BROOKLYN,NY)	Graph	2	\$85,000.00	\$75,000.00	\$75,000.00	\$95,000.00
KFORCE INC., 3 METROTECH, BROOKLYN, NY (https://www.google.com/maps/place/3%20METROTECH,BROOKLYN,NY)	Graph	20	\$85,280.00	\$85,280.00	\$85,280.00	\$85,280.00
MPHASIS CORPORATION, 4 CMC, BROOKLYN, NY (https://www.google.com/maps/place/4%20CMC,BROOKLYN,NY)	Graph	20	\$75,795.00	\$75,795.00	\$75,795.00	\$75,795.00
MPHASIS CORPORATION, JPMC; 3 CHASE METROTECH CENTER, BROOKLYN, NY (https://www.google.com/maps/place/JPMC;%203%20CHASE%20METROTECH%20CENTER,BROOKLYN,NY)	Graph	20	\$60,000.00	\$60,000.00	\$60,000.00	\$60,000.00
JPMORGAN CHASE & CO., 4 METROTECH CENTER, BROOKLYN, NY (https://www.google.com/maps/place/4%20METROTECH%20CENTER,BROOKLYN,NY)	Graph	29	\$116,745.10	\$117,000.00	\$65,000.00	\$180,000.00
CUBIC TECHNOLOGIES, LLC, 4 METRO TECH CENTER, BROOKLYN, NY (https://www.google.com/maps/place/4%20METRO%20TECH%20CENTER,BROOKLYN,NY)	Graph	51	\$89,460.70	\$84,864.00	\$70,220.80	\$94,820.00
JPMORGAN CHASE & CO., 3 CHASE METROTECH CENTER, BROOKLYN, NY (https://www.google.com/maps/place/3%20CHASE%20METROTECH%20CENTER,BROOKLYN,NY)	Graph	132	\$70,547.61	\$71,781.00	\$60,000.00	\$145,300.00
Totals	Graph	277	\$79,855.99	\$75,795.00	\$60,000.00	\$180,000.00

Latitude: 40.694542 Longitude: -73.40057

Employer Name/Worksite Address	Graph	Count	Mean Wage	Median Wage	Lowest Wage	Highest Wage
AKORN, INC., 132 LINCOLN STREET, COPIAGUE, NY (https://www.google.com/maps/place/132%20LINCOLN%20STREET,COPIAGUE,NY)	Graph	1	\$78,000.00	\$78,000.00	\$78,000.00	\$78,000.00
Totals	Graph	1	\$78,000.00	\$78,000.00	\$78,000.00	\$78,000.00

Latitude: 40.694585 Longitude: -73.901443

Employer Name/Worksite Address	Graph	Count	Mean Wage	Median Wage	Lowest Wage	Highest Wage
JIM HODGES STUDIO INC., 1618 DECATUR STREET, RIDGEWOOD, NY (https://www.google.com/maps/place/1618%20DECATUR%20STREET,RIDGEWOOD,NY)	Graph	1	\$93,000.00	\$93,000.00	\$93,000.00	\$93,000.00
Totals	Graph	1	\$93,000.00	\$93,000.00	\$93,000.00	\$93,000.00

Latitude: 40.694626 Longitude: -73.983226

Employer Name/Employer Address	Graph	Count	Mean Wage	Median Wage	Lowest Wage	Highest Wage
MOCAP NYC LLC, 325 GOLD STREET SUITE 304, BROOKLYN, NY (https://www.google.com/maps/place/325%20GOLD%20STREET%20SUITE%20304,BROOKLYN,NY)	Graph	2	\$48,000.00	\$48,000.00	\$48,000.00	\$48,000.00
Totals	Graph	2	\$48,000.00	\$48,000.00	\$48,000.00	\$48,000.00

Employer Name/Worksite Address	Graph	Count	Mean Wage	Median Wage	Lowest Wage	Highest Wage
WALKWATER LLC, 325 GOLD ST., BROOKLYN, NY (https://www.google.com/maps/place/325%20GOLD%20ST.,BROOKLYN,NY)	Graph	1	\$92,000.00	\$92,000.00	\$92,000.00	\$92,000.00
MOCAP NYC LLC, 325 GOLD STREET SUITE 304, BROOKLYN, NY (https://www.google.com/maps/place/325%20GOLD%20STREET%20SUITE%20304,BROOKLYN,NY)	Graph	2	\$48,000.00	\$48,000.00	\$48,000.00	\$48,000.00
Totals	Graph	3	\$62,666.67	\$48,000.00	\$48,000.00	\$92,000.00

Latitude: 40.694664 Longitude: -73.966246

Employer Name/Employer Address	Graph	Count	Mean Wage	Median Wage	Lowest Wage	Highest Wage
AWEARABLE APPAREL, INC., NEW LAB / LYNQ, NEW YORK, NY (https://www.google.com/maps/place/NEW%20LAB%20/%20LYNQ,NEW%20YORK,NY)	Graph	1	\$70,221.00	\$70,221.00	\$70,221.00	\$70,221.00
EVERYDAY GROUP, LLC, BROOKLYN NAVY YARD, BROOKLYN, NY (https://www.google.com/maps/place/BROOKLYN%20NAVY%20YARD,BROOKLYN,NY)	Graph	1	\$55,000.00	\$55,000.00	\$55,000.00	\$55,000.00
PRATT INSTITUTE, HUMAN RESOURCES DEPARTMENT, BROOKLYN, NY (https://www.google.com/maps/place/HUMAN%20RESOURCES%20DEPARTMENT,BROOKLYN,NY)	Graph	1	\$323,856.00	\$323,856.00	\$323,856.00	\$323,856.00
RADIATOR LABS, INC., 63 FLUSHING AVENUE, UNIT 286, BROOKLYN, NY (https://www.google.com/maps/place/63%20FLUSHING%20AVENUE,%20UNIT%20286,BROOKLYN,NY)	Graph	1	\$65,000.00	\$65,000.00	\$65,000.00	\$65,000.00
THE LIGHT PHONE INC., 19 MORRIS AVE/NEW LAB, BROOKLYN, NY (https://www.google.com/maps/place/19%20MORRIS%20AVE/NEW%20LAB,BROOKLYN,NY)	Graph	1	\$57,600.00	\$57,600.00	\$57,600.00	\$57,600.00
Totals	Graph	5	\$114,335.40	\$65,000.00	\$55,000.00	\$323,856.00

Employer Name/Worksite Address	Graph	Count	Mean Wage	Median Wage	Lowest Wage	Highest Wage
AWEARABLE APPAREL, INC., 63 FLUSHING AVE, BUILDING 128, BROOKLYN, NY (https://www.google.com/maps/place/63%20FLUSHING%20AVE,%20BUILDING%20128,BROOKLYN,NY)	Graph	1	\$70,221.00	\$70,221.00	\$70,221.00	\$70,221.00
EVERYDAY GROUP, LLC, BROOKLYN NAVY YARD, BROOKLYN, NY (https://www.google.com/maps/place/BROOKLYN%20NAVY%20YARD,BROOKLYN,NY)	Graph	1	\$55,000.00	\$55,000.00	\$55,000.00	\$55,000.00
PROPELLER AERO INC, 1776 BETA CAMPUS, 62 ORDNANCE AVE, BROOKLYN, NY (https://www.google.com/maps/place/1776%20BETA%20CAMPUS,%2062%20ORDNANCE%20AVE,BROOKLYN,NY)	Graph	1	\$73,000.00	\$73,000.00	\$73,000.00	\$73,000.00
RADIATOR LABS, INC., 63 FLUSHING AVENUE, UNIT 286, BROOKLYN, NY (https://www.google.com/maps/place/63%20FLUSHING%20AVENUE,%20UNIT%20286,BROOKLYN,NY)	Graph	1	\$65,000.00	\$65,000.00	\$65,000.00	\$65,000.00
THE LIGHT PHONE INC., 19 MORRIS AVE/NEW LAB, BROOKLYN, NY (https://www.google.com/maps/place/19%20MORRIS%20AVE/NEW%20LAB,BROOKLYN,NY)	Graph	1	\$57,600.00	\$57,600.00	\$57,600.00	\$57,600.00
UNICORN LEMONADE, INC, 63 FLUSHING AVE, NEW YORK CITY, NY (https://www.google.com/maps/place/63%20FLUSHING%20AVE,NEW%20YORK%20CITY,NY)	Graph	1	\$50,000.00	\$50,000.00	\$50,000.00	\$50,000.00
VUW LLC, 36 WAVERLY AVENUE, BROOKLYN, NY (https://www.google.com/maps/place/36%20WAVERLY%20AVENUE,BROOKLYN,NY)	Graph	2	\$48,000.00	\$48,000.00	\$48,000.00	\$48,000.00
NEW LAB, LLC, 63 FLUSHING AVENUE, BROOKLYN, NY (https://www.google.com/maps/place/63%20FLUSHING%20AVENUE,BROOKLYN,NY)	Graph	3	\$81,654.00	\$72,000.00	\$62,962.00	\$110,000.00
Totals	Graph	11	\$64,707.55	\$62,962.00	\$48,000.00	\$110,000.00

Latitude: 40.694674 Longitude: -73.954744

Employer Name/Employer Address	Graph	Count	Mean Wage	Median Wage	Lowest Wage	Highest Wage
AGM DECO, INC., 714 MYRTLE AVENUE, BROOKLYN, NY (https://www.google.com/maps/place/714%20MYRTLE%20AVENUE,BROOKLYN,NY)	Graph	1	\$120,000.00	\$120,000.00	\$120,000.00	\$120,000.00

Employer Name/Employer Address	Graph	Count	Mean Wage	Median Wage	Lowest Wage	Highest Wage
Totals	Graph	1	\$120,000.00	\$120,000.00	\$120,000.00	\$120,000.00

Employer Name/Worksite Address	Graph	Count	Mean Wage	Median Wage	Lowest Wage	Highest Wage
AGM DECO, INC., 714 MYRTLE AVENUE, BROOKLYN, NY (https://www.google.com/maps/place/714%20MYRTLE%20AVENUE,BROOKLYN,NY)	Graph	1	\$120,000.00	\$120,000.00	\$120,000.00	\$120,000.00
Totals	Graph	1	\$120,000.00	\$120,000.00	\$120,000.00	\$120,000.00

Latitude: 40.694684 Longitude: -73.989664

Employer Name/Employer Address	Graph	Count	Mean Wage	Median Wage	Lowest Wage	Highest Wage
K-STONE LLC, 96 ASH DRIVE, GREAT NECK, NY (https://www.google.com/maps/place/96%20ASH%20DRIVE,GREAT%20NECK,NY)	Graph	1	\$60,000.00	\$60,000.00	\$60,000.00	\$60,000.00
RODRIGUEZ - MCCLOSKEY PLLC, ATTORNEY AT LAW, 300 CADMAN PLAZA W., FL. 12, BROOKLYN, NY (https://www.google.com/maps/place/300%20CADMAN%20PLAZA%20W.,%20FL.%2012,BROOKLYN,NY)	Graph	1	\$45,843.20	\$45,843.20	\$45,843.20	\$45,843.20
W ARCHITECTURE AND LANDSCAPE ARCHITECTURE, LLC, 374 FULTON STREET, 3RD-4TH FLOORS, BROOKLYN, NY (https://www.google.com/maps/place/374%20FULTON%20STREET,%203RD-4TH%20FLOORS,BROOKLYN,NY)	Graph	1	\$55,000.00	\$55,000.00	\$55,000.00	\$55,000.00
Totals	Graph	3	\$53,614.40	\$55,000.00	\$45,843.20	\$60,000.00

Employer Name/Worksite Address	Graph	Count	Mean Wage
APPRIDAT SOLUTIONS, LLC, NYC DOE, BROOKLYN, NY (https://www.google.com/maps/place/NYC%20DOE,BROOKLYN,NY)	Graph	1	\$80,900.00
APPRIDAT SOLUTIONS, LLC, NYC, BROOKLYN, NY (https://www.google.com/maps/place/NYC,BROOKLYN,NY)	Graph	1	\$72,550.00
BIOLITE, 65 JAY ST, BROOKLYN, NY (https://www.google.com/maps/place/65%20JAY%20ST,BROOKLYN,NY)	Graph	1	\$125,000.00
BLACK INK BUSINESS SERVICES, LLC, 18 BRIDGE ST., BROOKLYN, NY (https://www.google.com/maps/place/18%20BRIDGE%20ST.,BROOKLYN,NY)	Graph	1	\$55,764.80
BROOKLINEN, INC., 81 PROSPECT STREET, BROOKLYN, NY (https://www.google.com/maps/place/81%20PROSPECT%20STREET,BROOKLYN,NY)	Graph	1	\$60,000.00
CAPSULE8, INC., 77 SANDS STREET, BROOKLYN, NY (https://www.google.com/maps/place/77%20SANDS%20STREET,BROOKLYN,NY)	Graph	1	\$120,000.00
CARROT CREATIVE, 55 WASHINGTON ST, BROOKLYN, NY (https://www.google.com/maps/place/55%20WASHINGTON%20ST,BROOKLYN,NY)	Graph	1	\$68,000.00
CELER SYSTEMS, INC, 335 ADAMS STREET 28TH FLOOR, NEW YORK, NY (https://www.google.com/maps/place/335%20ADAMS%20STREET%2028TH%20FLOOR,NEW%20YORK,NY)	Graph	1	\$91,000.00
CHEERSYOU INTERNATIONAL CONSULTING INC, 77 SANDS ST, BROOKLYN, NY (https://www.google.com/maps/place/77%20SANDS%20ST,BROOKLYN,NY)	Graph	1	\$53,622.40
CUNY - NEW YORK CITY COLLEGE OF TECHNOLOGY, NEW YORK CITY TECHNICAL COLLEGE-CUNY, BROOKLYN, NY (https://www.google.com/maps/place/NEW%20YORK%20CITY%20TECHNICAL%20COLLEGE-CUNY,BROOKLYN,NY)	Graph	1	\$81,855.00
FUSIONSFT TECHNOLOGIES, INC., NEW YORK CITY DEPARTMENT OF INFORMATION TECHNOLOG, BROOKLYN, NY (https://www.google.com/maps/place/NEW%20YORK%20CITY%20DEPARTMENT%20OF%20INFORMATION%20TECHNOLOG,BROOKLYN,NY)	Graph	1	\$70,500.00
GOTENNA, GOTENNA, BROOKLYN, NY (https://www.google.com/maps/place/GOTENNA,BROOKLYN,NY)	Graph	1	\$90,000.00
HCL GLOBAL SYSTEMS INC, JAY STREET, 2 METRO TECH CENTER, BROOKLYN, NY (https://www.google.com/maps/place/JAY%20STREET,%202%20METRO%20TECH%20CENTER,BROOKLYN,NY)	Graph	1	\$77,313.60
HUDSON VALLEY SYSTEMS SOLUTIONS, INC., NYC DEPARTMENT OF EDUCATION, BROOKLYN, NY (https://www.google.com/maps/place/NYC%20DEPARTMENT%20OF%20EDUCATION,BROOKLYN,NY)	Graph	1	\$85,000.00
JPMORGAN CHASE & CO., 1 CHASE METROTECH CENTER, BROOKLYN, NY (https://www.google.com/maps/place/1%20CHASE%20METROTECH%20CENTER,BROOKLYN,NY)	Graph	1	\$140,000.00
JPMORGAN CHASE & CO., 3 CHASE METROTECH, BROOKLYN, NY (https://www.google.com/maps/place/3%20CHASE%20METROTECH,BROOKLYN,NY)	Graph	1	\$92,000.00
JPMORGAN CHASE & CO., 4 CHASE METROTECH CTR, BROOKLYN, NY (https://www.google.com/maps/place/4%20CHASE%20METROTECH%20CTR,BROOKLYN,NY)	Graph	1	\$140,000.00
JPMORGAN CHASE & CO., JPMORGAN CHASE & CO., 4 CHASE METROTECH CENTER, BROOKLYN, NY (https://www.google.com/maps/place/JPMORGAN%20CHASE%20%26%20CO.,%204%20CHASE%20METROTECH%20CENTER,BROOKLYN,NY)	Graph	1	\$138,000.00

Employer Name/Worksite Address	Graph	Count	Mean Wage
JPMORGAN CHASE & CO., 3 CHASE METROTECH CENTER, BROOKLYN, NY (https://www.google.com/maps/place/3%20CHASE%20METROTECH%20CENTER,BROOKLYN,NY)	Graph	1	\$165,135.00
K-STONE LLC, 96 ASH DRIVE, GREAT NECK, NY (https://www.google.com/maps/place/96%20ASH%20DRIVE,GREAT%20NECK,NY)	Graph	1	\$60,000.00
LANCESOFT, INC., 4 METRO TECH 4 MTC 19TH FLOOR, BROOKLYN, NY (https://www.google.com/maps/place/4%20METRO%20TECH%204%20MTC%2019TH%20FLOOR,BROOKLYN,NY)	Graph	1	\$65,000.00
LANCESOFT, INC., 4 METRO TECH 4 MTC, BROOKLYN, NY (https://www.google.com/maps/place/4%20METRO%20TECH%204%20MTC,BROOKLYN,NY)	Graph	1	\$65,000.00
LOGIC PLANET, INC., 335 ADAMS STREET, BROOKLIN, NY (https://www.google.com/maps/place/335%20ADAMS%20STREET,BROOKLIN,NY)	Graph	1	\$65,500.00
MADECASSE LLC, 155 WATER STREET, BROOKLYN, NY (https://www.google.com/maps/place/155%20WATER%20STREET,BROOKLYN,NY)	Graph	1	\$39,000.00
MSQUARE SYSTEMS INC, NEW YORK CITY EMPLOYEE'S RETIREMENT SYSTEMS, BROOKLYN, NY (https://www.google.com/maps/place/NEW%20YORK%20CITY%20EMPLOYEE'S%20RETIREMENT%20SYSTEMS,BROOKLYN,NY)	Graph	1	\$90,813.00
NEW YORK UNIVERSITY, NYU TISCH SCHOOL OF THE ARTS-GAME CENTER, BROOKLYN, NY (https://www.google.com/maps/place/NYU%20TISCH%20SCHOOL%20OF%20THE%20ARTS-GAME%20CENTER,BROOKLYN,NY)	Graph	1	\$76,489.00
PAMTEN, INC., JPMC, BROOKLYN, NY (https://www.google.com/maps/place/JPMC,BROOKLYN,NY)	Graph	1	\$95,000.00
PAMTEN, INC., NYC HRA, JAY STREET BROOKLYN, NY (https://www.google.com/maps/place/NYC%20HRA,JAY%20STREET%20BROOKLYN,NY)	Graph	1	\$100,000.00
PERSAK & WURMFELD INC., 68 JAY STREET, BROOKLYN, NY (https://www.google.com/maps/place/68%20JAY%20STREET,BROOKLYN,NY)	Graph	1	\$62,000.00
QUANTCONNECT CORPORATION, 25 JAY STREET, NEW YORK, NY (https://www.google.com/maps/place/25%20JAY%20STREET,NEW%20YORK,NY)	Graph	1	\$53,500.00
RCI TECHNOLOGIES, INC., NYC HUMAN RESOURCE ADMINISTRATION, BROOKLYN, NY (https://www.google.com/maps/place/NYC%20HUMAN%20RESOURCE%20ADMINISTRATION,BROOKLYN,NY)	Graph	1	\$65,000.00
RODRIGUEZ - MCCLOSKEY PLLC, ATTORNEY AT LAW, 300 CADMAN PLAZA W., FL. 12, BROOKLYN, NY (https://www.google.com/maps/place/300%20CADMAN%20PLAZA%20W.,%20FL.%2012,BROOKLYN,NY)	Graph	1	\$45,843.20
SOFTCRYLIC, LLC, 167 SANDS ST, BROOKLYN, NY (https://www.google.com/maps/place/167%20SANDS%20ST,BROOKLYN,NY)	Graph	1	\$62,962.00
SOFTTECHNO CORPORATION, NYC HRA 15 METRO TECH CENTER, BROOKLYN, NY (https://www.google.com/maps/place/NYC%20HRA%2015%20METRO%20TECH%20CENTER,BROOKLYN,NY)	Graph	1	\$70,000.00
TATA CONSULTANCY SERVICES LIMITED, 4 CHASE METROTECH, BROOKLYN, NY (https://www.google.com/maps/place/4%20CHASE%20METROTECH,BROOKLYN,NY)	Graph	1	\$71,781.00
VRBAN INC., 183 CONCORD STREET, BROOKLYN, NY (https://www.google.com/maps/place/183%20CONCORD%20STREET,BROOKLYN,NY)	Graph	1	\$53,165.00
W ARCHITECTURE AND LANDSCAPE ARCHITECTURE, LLC, 374 FULTON STREET, 3RD-4TH FLOORS, BROOKLYN, NY (https://www.google.com/maps/place/374%20FULTON%20STREET,%203RD-4TH%20FLOORS,BROOKLYN,NY)	Graph	1	\$55,000.00
WONDERMEALS INC, 147 REMSEN STREET, BROOKLYN, NY (https://www.google.com/maps/place/147%20REMSSEN%20STREET,BROOKLYN,NY)	Graph	1	\$99,840.00
BAHA INDUSTRIES CORP, JPMORGAN CHASE, BROOKLYN, NY (https://www.google.com/maps/place/JPMORGAN%20CHASE,BROOKLYN,NY)	Graph	2	\$80,000.00
CUNY - NEW YORK CITY COLLEGE OF TECHNOLOGY, NEW YORK CITY COLLEGE OF TECHNOLOGY-CUNY, BROOKLYN, NY (https://www.google.com/maps/place/NEW%20YORK%20CITY%20COLLEGE%20OF%20TECHNOLOGY-CUNY,BROOKLYN,NY)	Graph	2	\$71,723.00
JPMORGAN CHASE & CO., 4 CHASE METROTECH CENTER, BROOKLYN, NY (https://www.google.com/maps/place/4%20CHASE%20METROTECH%20CENTER,BROOKLYN,NY)	Graph	2	\$66,599.00
DVR SOFTEK, INC, DEPARTMENT OF INFORMATION TECHNOLOGIES AND TELECOM, BROOKLYN, NY (https://www.google.com/maps/place/DEPARTMENT%20OF%20INFORMATION%20TECHNOLOGIES%20AND%20TELECOM,BROOKLYN,NY)	Graph	3	\$93,333.33
NEW YORK UNIVERSITY, NYU TANDON SCHOOL OF ENGINEERING, BROOKLYN, NY (https://www.google.com/maps/place/NYU%20TANDON%20SCHOOL%20OF%20ENGINEERING,BROOKLYN,NY)	Graph	11	\$91,817.25
Totals	Graph	58	\$83,261.51

Latitude: 40.695051 Longitude: -73.992229

Employer Name/Employer Address	Graph	Count	Mean Wage	Median Wage	Lowest Wage	Highest Wage
SAINT ANN'S SCHOOL, 129 PIERREPONT STREET, BROOKLYN, NY (https://www.google.com/maps/place/129%20PIERREPONT%20STREET,BROOKLYN,NY)	Graph	1	\$55,640.00	\$55,640.00	\$55,640.00	\$55,640.00
Totals	Graph	1	\$55,640.00	\$55,640.00	\$55,640.00	\$55,640.00

Employer Name/Worksite Address	Graph	Count	Mean Wage	Median Wage	Lowest Wage	Highest Wage
--------------------------------	-------	-------	-----------	-------------	-------------	--------------

Employer Name/Worksite Address	Graph	Count	Mean Wage	Median Wage	Lowest Wage	Highest Wage
SAINT ANN'S SCHOOL, 129 PIERREPONT STREET, BROOKLYN, NY (https://www.google.com/maps/place/129%20PIERREPONT%20STREET,BROOKLYN,NY)	Graph	1	\$55,640.00	\$55,640.00	\$55,640.00	\$55,640.00
Totals	Graph	1	\$55,640.00	\$55,640.00	\$55,640.00	\$55,640.00

Latitude: 40.695274 Longitude: -73.91531

Employer Name/Worksite Address	Graph	Count	Mean Wage	Median Wage	Lowest Wage	Highest Wage
MATH, ENGINEERING, AND SCIENCE ACADEMY (MESA) CHARTER HIGH SCHOOL, 231 PALMETTO STREET, BROOKLYN, NY (https://www.google.com/maps/place/231%20PALMETTO%20STREET,BROOKLYN,NY)	Graph	1	\$86,000.00	\$86,000.00	\$86,000.00	\$86,000.00
Totals	Graph	1	\$86,000.00	\$86,000.00	\$86,000.00	\$86,000.00

Employer Name/Worksite Address	Graph	Count	Mean Wage	Median Wage	Lowest Wage	Highest Wage
MATH, ENGINEERING, AND SCIENCE ACADEMY (MESA) CHARTER HIGH SCHOOL, 231 PALMETTO STREET, BROOKLYN, NY (https://www.google.com/maps/place/231%20PALMETTO%20STREET,BROOKLYN,NY)	Graph	1	\$86,000.00	\$86,000.00	\$86,000.00	\$86,000.00
Totals	Graph	1	\$86,000.00	\$86,000.00	\$86,000.00	\$86,000.00

Latitude: 40.695294 Longitude: -73.841865

Employer Name/Worksite Address	Graph	Count	Mean Wage	Median Wage	Lowest Wage	Highest Wage
KANTER PHYSICAL MEDICINE AND REHAB, P.C., 105-09 JAMAICA AVENUE, RICHMOND HILL, NY (https://www.google.com/maps/place/105-09%20JAMAICA%20AVENUE,RICHMOND%20HILL,NY)	Graph	1	\$75,000.00	\$75,000.00	\$75,000.00	\$75,000.00
Totals	Graph	1	\$75,000.00	\$75,000.00	\$75,000.00	\$75,000.00

Employer Name/Worksite Address	Graph	Count	Mean Wage	Median Wage	Lowest Wage	Highest Wage
KANTER PHYSICAL MEDICINE AND REHAB, P.C., 105-09 JAMAICA AVENUE, RICHMOND HILL, NY (https://www.google.com/maps/place/105-09%20JAMAICA%20AVENUE,RICHMOND%20HILL,NY)	Graph	1	\$75,000.00	\$75,000.00	\$75,000.00	\$75,000.00
Totals	Graph	1	\$75,000.00	\$75,000.00	\$75,000.00	\$75,000.00

Latitude: 40.69571 Longitude: -73.839338

Employer Name/Worksite Address	Graph	Count	Mean Wage	Median Wage	Lowest Wage	Highest Wage
ISLAND MUSCULOSKELETAL CARE MD PC, 108-25 JAMAICA AVENUE, RICHMOND HILL, NY (https://www.google.com/maps/place/108-25%20JAMAICA%20AVENUE,RICHMOND%20HILL,NY)	Graph	1	\$93,434.00	\$93,434.00	\$93,434.00	\$93,434.00
Totals	Graph	1	\$93,434.00	\$93,434.00	\$93,434.00	\$93,434.00

Latitude: 40.695813 Longitude: -73.294558

Employer Name/Worksite Address	Graph	Count	Mean Wage	Median Wage	Lowest Wage	Highest Wage
GOOD SAMARITAN HOSPITAL MEDICAL CENTER, 1000 MONTAUK HIGHWAY, WEST ISLIP, NY (https://www.google.com/maps/place/1000%20MONTAUK%20HIGHWAY,WEST%20ISLIP,NY)	Graph	10	\$58,860.00	\$58,860.00	\$58,860.00	\$58,860.00
Totals	Graph	10	\$58,860.00	\$58,860.00	\$58,860.00	\$58,860.00

Employer Name/Worksite Address	Graph	Count	Mean Wage	Median Wage	Lowest Wage	Highest Wage
--------------------------------	-------	-------	-----------	-------------	-------------	--------------

Employer Name/Worksite Address	Graph	Count	Mean Wage	Median Wage	Lowest Wage	Highest Wage
MEDICAL SOLUTIONS L.L.C., 1000 MONTAUK HWY, WEST ISLIP, NY (https://www.google.com/maps/place/1000%20MONTAUK%20HWY,WEST%20ISLIP,NY)	Graph	1	\$41,600.00	\$41,600.00	\$41,600.00	\$41,600.00
GOOD SAMARITAN HOSPITAL MEDICAL CENTER, 1000 MONTAUK HIGHWAY, WEST ISLIP, NY (https://www.google.com/maps/place/1000%20MONTAUK%20HIGHWAY,WEST%20ISLIP,NY)	Graph	4	\$58,860.00	\$58,860.00	\$58,860.00	\$58,860.00
Totals	Graph	5	\$55,408.00	\$58,860.00	\$41,600.00	\$58,860.00

Latitude: 40.695869 Longitude: -73.987183

Employer Name/Employer Address	Graph	Count	Mean Wage	Median Wage	Lowest Wage	Highest Wage
CUNY - NEW YORK CITY COLLEGE OF TECHNOLOGY, 300 JAY STREET, BROOKLYN, NY (https://www.google.com/maps/place/300%20JAY%20STREET,BROOKLYN,NY)	Graph	5	\$77,318.20	\$80,645.00	\$71,723.00	\$81,855.00
Totals	Graph	5	\$77,318.20	\$80,645.00	\$71,723.00	\$81,855.00

Employer Name/Worksite Address	Graph	Count	Mean Wage	Median Wage	Lowest Wage	Highest Wage
CUNY - NEW YORK CITY COLLEGE OF TECHNOLOGY, 300 JAY STREET, BROOKLYN, NY (https://www.google.com/maps/place/300%20JAY%20STREET,BROOKLYN,NY)	Graph	2	\$80,645.00	\$80,645.00	\$80,645.00	\$80,645.00
Totals	Graph	2	\$80,645.00	\$80,645.00	\$80,645.00	\$80,645.00

Latitude: 40.69594 Longitude: -73.99732

Employer Name/Worksite Address	Graph	Count	Mean Wage	Median Wage	Lowest Wage	Highest Wage
MORGAN STANLEY SERVICES GROUP INC., 1 PIERREPONT PLAZA, BROOKLYN, NY (https://www.google.com/maps/place/1%20PIERREPONT%20PLAZA,BROOKLYN,NY)	Graph	6	\$125,854.07	\$115,000.00	\$97,302.00	\$155,000.00
Totals	Graph	6	\$125,854.07	\$115,000.00	\$97,302.00	\$155,000.00

Latitude: 40.695946 Longitude: -73.991139

Employer Name/Employer Address	Graph	Count	Mean Wage	Median Wage	Lowest Wage	Highest Wage
THE HUMAN PROJECT, INC., 300 CADMAN PLAZA WEST, BROOKLYN, NY (https://www.google.com/maps/place/300%20CADMAN%20PLAZA%20WEST,BROOKLYN,NY)	Graph	5	\$72,596.00	\$90,000.00	\$45,677.00	\$90,813.00
Totals	Graph	5	\$72,596.00	\$90,000.00	\$45,677.00	\$90,813.00

Employer Name/Worksite Address	Graph	Count	Mean Wage	Median Wage	Lowest Wage	Highest Wage
THE HUMAN PROJECT, INC., 300 CADMAN PLAZA WEST, BROOKLYN, NY (https://www.google.com/maps/place/300%20CADMAN%20PLAZA%20WEST,BROOKLYN,NY)	Graph	6	\$71,503.33	\$66,040.00	\$45,677.00	\$90,813.00
Totals	Graph	6	\$71,503.33	\$66,040.00	\$45,677.00	\$90,813.00

Latitude: 40.695999 Longitude: -73.967478

Employer Name/Employer Address	Graph	Count	Mean Wage	Median Wage	Lowest Wage	Highest Wage
PANDA FILMS, INC., 66 WASHINGTON AVE, BROOKLYN, NY (https://www.google.com/maps/place/66%20WASHINGTON%20AVE,BROOKLYN,NY)	Graph	1	\$50,000.00	\$50,000.00	\$50,000.00	\$50,000.00
Totals	Graph	1	\$50,000.00	\$50,000.00	\$50,000.00	\$50,000.00

Employer Name/Worksite Address	Graph	Count	Mean Wage	Median Wage	Lowest Wage	Highest Wage
--------------------------------	-------	-------	-----------	-------------	-------------	--------------

Employer Name/Worksite Address	Graph	Count	Mean Wage	Median Wage	Lowest Wage	Highest Wage
PANDA FILMS, INC., 66 WASHINGTON AVE #3, BROOKLYN, NY (https://www.google.com/maps/place/66%20WASHINGTON%20AVE%20#3,BROOKLYN,NY)	Graph	1	\$50,000.00	\$50,000.00	\$50,000.00	\$50,000.00
Totals	Graph	1	\$50,000.00	\$50,000.00	\$50,000.00	\$50,000.00

Latitude: 40.696104 Longitude: -73.967955

Employer Name/Worksite Address	Graph	Count	Mean Wage	Median Wage	Lowest Wage	Highest Wage
CHARLES DIEHL ARCHITECT LLC, 275 PARK AVENUE, BROOKLYN, NY (https://www.google.com/maps/place/275%20PARK%20AVENUE,BROOKLYN,NY)	Graph	3	\$49,554.67	\$48,568.00	\$43,000.00	\$57,096.00
Totals	Graph	3	\$49,554.67	\$48,568.00	\$43,000.00	\$57,096.00

Employer Name/Worksite Address	Graph	Count	Mean Wage	Median Wage	Lowest Wage	Highest Wage
CHARLES DIEHL ARCHITECT LLC, 275 PARK AVENUE, BROOKLYN, NY (https://www.google.com/maps/place/275%20PARK%20AVENUE,BROOKLYN,NY)	Graph	3	\$49,554.67	\$48,568.00	\$43,000.00	\$57,096.00
Totals	Graph	3	\$49,554.67	\$48,568.00	\$43,000.00	\$57,096.00

Latitude: 40.696283 Longitude: -73.62491

Employer Name/Worksite Address	Graph	Count	Mean Wage	Median Wage	Lowest Wage	Highest Wage
GOLD'S PURE FOODS, LLC, 1 BROOKLYN ROAD, HEMPSTEAD, NY (https://www.google.com/maps/place/1%20BROOKLYN%20ROAD,HEMPSTEAD,NY)	Graph	3	\$75,000.00	\$75,000.00	\$75,000.00	\$75,000.00
Totals	Graph	3	\$75,000.00	\$75,000.00	\$75,000.00	\$75,000.00

Employer Name/Worksite Address	Graph	Count	Mean Wage	Median Wage	Lowest Wage	Highest Wage
GOLD'S PURE FOODS, LLC, 1 BROOKLYN ROAD, HEMPSTEAD, NY (https://www.google.com/maps/place/1%20BROOKLYN%20ROAD,HEMPSTEAD,NY)	Graph	3	\$75,000.00	\$75,000.00	\$75,000.00	\$75,000.00
Totals	Graph	3	\$75,000.00	\$75,000.00	\$75,000.00	\$75,000.00

Latitude: 40.696369 Longitude: -73.997041

Employer Name/Worksite Address	Graph	Count	Mean Wage	Median Wage	Lowest Wage	Highest Wage
SERVESYS CORPORATION, 1 PIERREPONT ST, BROOKLYN, NY (https://www.google.com/maps/place/1%20PIERREPONT%20ST,BROOKLYN,NY)	Graph	1	\$65,000.00	\$65,000.00	\$65,000.00	\$65,000.00
Totals	Graph	1	\$65,000.00	\$65,000.00	\$65,000.00	\$65,000.00

Latitude: 40.696576 Longitude: -73.960608

Employer Name/Worksite Address	Graph	Count	Mean Wage	Median Wage	Lowest Wage	Highest Wage
BEAM ARCHITECTS D.P.C., 69 TAAFFE PLACE, BROOKLYN, NY (https://www.google.com/maps/place/69%20TAAFFE%20PLACE,BROOKLYN,NY)	Graph	1	\$57,200.00	\$57,200.00	\$57,200.00	\$57,200.00
Totals	Graph	1	\$57,200.00	\$57,200.00	\$57,200.00	\$57,200.00

Employer Name/Worksite Address	Graph	Count	Mean Wage	Median Wage	Lowest Wage	Highest Wage
BEAM ARCHITECTS D.P.C., 69 TAAFFE PLACE, BROOKLYN, NY (https://www.google.com/maps/place/69%20TAAFFE%20PLACE,BROOKLYN,NY)	Graph	1	\$57,200.00	\$57,200.00	\$57,200.00	\$57,200.00

Employer Name/Worksite Address	Graph	Count	Mean Wage	Median Wage	Lowest Wage	Highest Wage
Totals	Graph	1	\$57,200.00	\$57,200.00	\$57,200.00	\$57,200.00

Latitude: 40.696601 Longitude: -73.987143

Employer Name/Worksite Address	Graph	Count	Mean Wage	Median Wage	Lowest Wage	Highest Wage
LAW OFFICE OF KATHLEEN HIGGINS, PLLC, 270 JAY STREET, SUITE ONE, BROOKLYN, NY (https://www.google.com/maps/place/270%20JAY%20STREET,%20SUITE%20ONE,BROOKLYN,NY)	Graph	1	\$45,843.20	\$45,843.20	\$45,843.20	\$45,843.20
Totals	Graph	1	\$45,843.20	\$45,843.20	\$45,843.20	\$45,843.20

Employer Name/Worksite Address	Graph	Count	Mean Wage	Median Wage	Lowest Wage	Highest Wage
LAW OFFICE OF KATHLEEN HIGGINS, PLLC, 270 JAY STREET, SUITE ONE, BROOKLYN, NY (https://www.google.com/maps/place/270%20JAY%20STREET,%20SUITE%20ONE,BROOKLYN,NY)	Graph	1	\$45,843.20	\$45,843.20	\$45,843.20	\$45,843.20
Totals	Graph	1	\$45,843.20	\$45,843.20	\$45,843.20	\$45,843.20

Latitude: 40.696826 Longitude: -73.906389

Employer Name/Worksite Address	Graph	Count	Mean Wage	Median Wage	Lowest Wage	Highest Wage
WYCKOFF AUTO REPAIR CORPORATION, 940 WYCKOFF AVENUE, BROOKLYN, NY (https://www.google.com/maps/place/940%20WYCKOFF%20AVENUE,BROOKLYN,NY)	Graph	1	\$41,600.00	\$41,600.00	\$41,600.00	\$41,600.00
Totals	Graph	1	\$41,600.00	\$41,600.00	\$41,600.00	\$41,600.00

Employer Name/Worksite Address	Graph	Count	Mean Wage	Median Wage	Lowest Wage	Highest Wage
WYCKOFF AUTO REPAIR CORPORATION, 940 WYCKOFF AVENUE, BROOKLYN, NY (https://www.google.com/maps/place/940%20WYCKOFF%20AVENUE,BROOKLYN,NY)	Graph	1	\$41,600.00	\$41,600.00	\$41,600.00	\$41,600.00
Totals	Graph	1	\$41,600.00	\$41,600.00	\$41,600.00	\$41,600.00

Latitude: 40.696874 Longitude: -73.958563

Employer Name/Worksite Address	Graph	Count	Mean Wage	Median Wage	Lowest Wage	Highest Wage
GRAND LASER WORKS. INC, 70 FRANKLIN AVENUE, BROOKLYN, NY (https://www.google.com/maps/place/70%20FRANKLIN%20AVENUE,BROOKLYN,NY)	Graph	1	\$54,080.00	\$54,080.00	\$54,080.00	\$54,080.00
Totals	Graph	1	\$54,080.00	\$54,080.00	\$54,080.00	\$54,080.00

Employer Name/Worksite Address	Graph	Count	Mean Wage	Median Wage	Lowest Wage	Highest Wage
GRAND LASER WORKS. INC, 70 FRANKLIN AVENUE, BROOKLYN, NY (https://www.google.com/maps/place/70%20FRANKLIN%20AVENUE,BROOKLYN,NY)	Graph	1	\$54,080.00	\$54,080.00	\$54,080.00	\$54,080.00
Totals	Graph	1	\$54,080.00	\$54,080.00	\$54,080.00	\$54,080.00

Latitude: 40.697138 Longitude: -73.350494

Employer Name/Worksite Address	Graph	Count	Mean Wage	Median Wage	Lowest Wage	Highest Wage
VISUAL CITI INC., 305 HENRY STREET, LINDENHURST, NY (https://www.google.com/maps/place/305%20HENRY%20STREET,LINDENHURST,NY)	Graph	2	\$69,999.80	\$65,000.00	\$65,000.00	\$74,999.60
Totals	Graph	2	\$69,999.80	\$65,000.00	\$65,000.00	\$74,999.60

Employer Name/Worksite Address	Graph	Count	Mean Wage	Median Wage	Lowest Wage	Highest Wage
VISUAL CITI INC., 305 HENRY STREET, LINDENHURST, NY (https://www.google.com/maps/place/305%20HENRY%20STREET,LINDENHURST,NY)	Graph	2	\$69,999.80	\$65,000.00	\$65,000.00	\$74,999.60
Totals	Graph	2	\$69,999.80	\$65,000.00	\$65,000.00	\$74,999.60

Latitude: 40.697184 Longitude: -73.964836

Employer Name/Employer Address	Graph	Count	Mean Wage	Median Wage	Lowest Wage	Highest Wage
DESIGN BROOKLYN MEDIA SERVICES, LLC, 20 GRAND AVENUE, SUITE 508, BROOKLYN, NY (https://www.google.com/maps/place/20%20GRAND%20AVENUE,%20SUITE%20508,BROOKLYN,NY)	Graph	1	\$39,000.00	\$39,000.00	\$39,000.00	\$39,000.00
PDA CREATIVE INC., 20 GRAND AVE, BROOKLYN, NY (https://www.google.com/maps/place/20%20GRAND%20AVE,BROOKLYN,NY)	Graph	1	\$104,000.00	\$104,000.00	\$104,000.00	\$104,000.00
SORENSEN OFFICE LLC, 20 GRAND AVE SUITE 710, BROOKLYN, NY (https://www.google.com/maps/place/20%20GRAND%20AVE%20SUITE%20710,BROOKLYN,NY)	Graph	2	\$48,880.00	\$45,760.00	\$45,760.00	\$52,000.00
Totals	Graph	4	\$60,190.00	\$45,760.00	\$39,000.00	\$104,000.00

Employer Name/Worksite Address	Graph	Count	Mean Wage	Median Wage	Lowest Wage	Highest Wage
DESIGN BROOKLYN MEDIA SERVICES, LLC, 20 GRAND AVENUE, SUITE 508, BROOKLYN, NY (https://www.google.com/maps/place/20%20GRAND%20AVENUE,%20SUITE%20508,BROOKLYN,NY)	Graph	1	\$39,000.00	\$39,000.00	\$39,000.00	\$39,000.00
PDA CREATIVE INC., 20 GRAND AVE, BROOKLYN, NY (https://www.google.com/maps/place/20%20GRAND%20AVE,BROOKLYN,NY)	Graph	1	\$104,000.00	\$104,000.00	\$104,000.00	\$104,000.00
SORENSEN OFFICE LLC, 20 GRAND AVE #710, BROOKLYN, NY (https://www.google.com/maps/place/20%20GRAND%20AVE%20#710,BROOKLYN,NY)	Graph	1	\$52,000.00	\$52,000.00	\$52,000.00	\$52,000.00
SORENSEN OFFICE LLC, 20 GRAND AVE SUITE 710, BROOKLYN, NY (https://www.google.com/maps/place/20%20GRAND%20AVE%20SUITE%20710,BROOKLYN,NY)	Graph	1	\$45,760.00	\$45,760.00	\$45,760.00	\$45,760.00
Totals	Graph	4	\$60,190.00	\$45,760.00	\$39,000.00	\$104,000.00

Latitude: 40.697315 Longitude: -73.967586

Employer Name/Employer Address	Graph	Count	Mean Wage	Median Wage	Lowest Wage	Highest Wage
WARNER BROS. TELEVISION, 25 WASHINGTON AVE, BROOKLYN, NY (https://www.google.com/maps/place/25%20WASHINGTON%20AVE,BROOKLYN,NY)	Graph	1	\$41,600.00	\$41,600.00	\$41,600.00	\$41,600.00
Totals	Graph	1	\$41,600.00	\$41,600.00	\$41,600.00	\$41,600.00

Employer Name/Worksite Address	Graph	Count	Mean Wage	Median Wage	Lowest Wage	Highest Wage
WARNER BROS. TELEVISION, 25 WASHINGTON AVE, BROOKLYN, NY (https://www.google.com/maps/place/25%20WASHINGTON%20AVE,BROOKLYN,NY)	Graph	1	\$41,600.00	\$41,600.00	\$41,600.00	\$41,600.00
Totals	Graph	1	\$41,600.00	\$41,600.00	\$41,600.00	\$41,600.00

Latitude: 40.697448 Longitude: -73.955815

Employer Name/Worksite Address	Graph	Count	Mean Wage	Median Wage	Lowest Wage	Highest Wage
YL DESIGN INC., 48 SPENCER STREET, BROOKLYN, NY (https://www.google.com/maps/place/48%20SPENCER%20STREET,BROOKLYN,NY)	Graph	1	\$60,000.00	\$60,000.00	\$60,000.00	\$60,000.00
Totals	Graph	1	\$60,000.00	\$60,000.00	\$60,000.00	\$60,000.00

Latitude: 40.697775 Longitude: -73.985147

Employer Name/Employer Address	Graph	Count	Mean Wage	Median Wage	Lowest Wage	Highest Wage
DAZZLER BROOKLYN HOTEL LLC, 85 FLATBUSH AVENUE EXTENSION, BROOKLYN, NY (https://www.google.com/maps/place/85%20FLATBUSH%20AVENUE%20EXTENSION,BROOKLYN,NY)	Graph	1	\$105,019.00	\$105,019.00	\$105,019.00	\$105,019.00
Totals	Graph	1	\$105,019.00	\$105,019.00	\$105,019.00	\$105,019.00

Employer Name/Worksite Address	Graph	Count	Mean Wage	Median Wage	Lowest Wage	Highest Wage
DAZZLER BROOKLYN HOTEL LLC, 85 FLATBUSH AVENUE EXTENSION, BROOKLYN, NY (https://www.google.com/maps/place/85%20FLATBUSH%20AVENUE%20EXTENSION,BROOKLYN,NY)	Graph	1	\$105,019.00	\$105,019.00	\$105,019.00	\$105,019.00
Totals	Graph	1	\$105,019.00	\$105,019.00	\$105,019.00	\$105,019.00

Latitude: 40.697798 Longitude: -73.975673

Employer Name/Employer Address	Graph	Count	Mean Wage	Median Wage	Lowest Wage	Highest Wage
DUMBO MOVING AND STORAGE INC., 15 NORTH OXFORD STREET, BROOKLYN, NY (https://www.google.com/maps/place/15%20NORTH%20OXFORD%20STREET,BROOKLYN,NY)	Graph	1	\$64,480.00	\$64,480.00	\$64,480.00	\$64,480.00
Totals	Graph	1	\$64,480.00	\$64,480.00	\$64,480.00	\$64,480.00

Employer Name/Worksite Address	Graph	Count	Mean Wage	Median Wage	Lowest Wage	Highest Wage
DUMBO MOVING AND STORAGE INC., 15 NORTH OXFORD STREET, BROOKLYN, NY (https://www.google.com/maps/place/15%20NORTH%20OXFORD%20STREET,BROOKLYN,NY)	Graph	1	\$64,480.00	\$64,480.00	\$64,480.00	\$64,480.00
Totals	Graph	1	\$64,480.00	\$64,480.00	\$64,480.00	\$64,480.00

Latitude: 40.697993 Longitude: -73.996334

Employer Name/Worksite Address	Graph	Count	Mean Wage	Median Wage	Lowest Wage	Highest Wage
COMPUKTEK SOLUTIONS INC, 2 METRO TECH CENTER, BROOKLYN, NY (https://www.google.com/maps/place/2%20METRO%20TECH%20CENTER,BROOKLYN,NY)	Graph	1	\$62,000.00	\$62,000.00	\$62,000.00	\$62,000.00
Totals	Graph	1	\$62,000.00	\$62,000.00	\$62,000.00	\$62,000.00

Latitude: 40.698029 Longitude: -73.974616

Employer Name/Worksite Address	Graph	Count	Mean Wage	Median Wage	Lowest Wage	Highest Wage
NANOTRONICS IMAGING INC, 19 MORRIS AVENUE, BROOKLYN, NY (https://www.google.com/maps/place/19%20MORRIS%20AVENUE,BROOKLYN,NY)	Graph	1	\$83,000.00	\$83,000.00	\$83,000.00	\$83,000.00
Totals	Graph	1	\$83,000.00	\$83,000.00	\$83,000.00	\$83,000.00

Latitude: 40.698336 Longitude: -73.956825

Employer Name/Worksite Address	Graph	Count	Mean Wage	Median Wage	Lowest Wage	Highest Wage
WATERMARK BEAUTY LLC, 747 BEDFORD AVENUE, BROOKLYN, NY (https://www.google.com/maps/place/747%20BEDFORD%20AVENUE,BROOKLYN,NY)	Graph	1	\$61,838.00	\$61,838.00	\$61,838.00	\$61,838.00
Totals	Graph	1	\$61,838.00	\$61,838.00	\$61,838.00	\$61,838.00

Latitude: 40.698339 Longitude: -73.819831

Employer Name/Employer Address	Graph	Count	Mean Wage	Median Wage	Lowest Wage	Highest Wage
--------------------------------	-------	-------	-----------	-------------	-------------	--------------

Employer Name/Employer Address	Graph	Count	Mean Wage	Median Wage	Lowest Wage	Highest Wage
KPA STUDIO INC, 130-28 91ST AVE, RICHMOND HILL, NY (https://www.google.com/maps/place/130-28%2091ST%20AVE,RICHMOND%20HILL,NY)	Graph	4	\$45,366.50	\$45,000.00	\$38,896.00	\$50,000.00
Totals	Graph	4	\$45,366.50	\$45,000.00	\$38,896.00	\$50,000.00

Employer Name/Worksite Address	Graph	Count	Mean Wage	Median Wage	Lowest Wage	Highest Wage
KPA STUDIO INC, 130-28 91ST AVE, RICHMOND HILL, NY (https://www.google.com/maps/place/130-28%2091ST%20AVE,RICHMOND%20HILL,NY)	Graph	4	\$45,366.50	\$45,000.00	\$38,896.00	\$50,000.00
Totals	Graph	4	\$45,366.50	\$45,000.00	\$38,896.00	\$50,000.00

Latitude: 40.698596 Longitude: -73.808297

Employer Name/Worksite Address	Graph	Count	Mean Wage	Median Wage	Lowest Wage	Highest Wage
M & J ENGINEERING, P.C., 144-41 94TH STREET, JAMAICA, NY (https://www.google.com/maps/place/144-41%2094TH%20STREET,JAMAICA,NY)	Graph	1	\$90,000.00	\$90,000.00	\$90,000.00	\$90,000.00
ARCADIS U.S., INC., 144-41 94TH AVENUE, JAMAICA, NY (https://www.google.com/maps/place/144-41%2094TH%20AVENUE,JAMAICA,NY)	Graph	2	\$111,500.00	\$111,000.00	\$111,000.00	\$112,000.00
Totals	Graph	3	\$104,333.33	\$111,000.00	\$90,000.00	\$112,000.00

Latitude: 40.698692 Longitude: -73.934613

Employer Name/Employer Address	Graph	Count	Mean Wage	Median Wage	Lowest Wage	Highest Wage
HNL CONSTRUCTION CO. INC., 595 BUSHWICK AVE., BROOKLYN, NY (https://www.google.com/maps/place/595%20BUSHWICK%20AVE.,BROOKLYN,NY)	Graph	1	\$39,957.00	\$39,957.00	\$39,957.00	\$39,957.00
Totals	Graph	1	\$39,957.00	\$39,957.00	\$39,957.00	\$39,957.00

Employer Name/Worksite Address	Graph	Count	Mean Wage	Median Wage	Lowest Wage	Highest Wage
HNL CONSTRUCTION CO. INC., 595 BUSHWICK AVE., BROOKLYN, NY (https://www.google.com/maps/place/595%20BUSHWICK%20AVE.,BROOKLYN,NY)	Graph	1	\$39,957.00	\$39,957.00	\$39,957.00	\$39,957.00
Totals	Graph	1	\$39,957.00	\$39,957.00	\$39,957.00	\$39,957.00

Latitude: 40.698723 Longitude: -73.956069

Employer Name/Employer Address	Graph	Count	Mean Wage	Median Wage	Lowest Wage	Highest Wage
ALL YEAR MANAGEMENT, 12 SPENCER STREET, BROOKLYN, NY (https://www.google.com/maps/place/12%20SPENCER%20STREET,BROOKLYN,NY)	Graph	1	\$180,000.00	\$180,000.00	\$180,000.00	\$180,000.00
Totals	Graph	1	\$180,000.00	\$180,000.00	\$180,000.00	\$180,000.00

Employer Name/Worksite Address	Graph	Count	Mean Wage	Median Wage	Lowest Wage	Highest Wage
ALL YEAR MANAGEMENT, 12 SPENCER STREET, BROOKLYN, NY (https://www.google.com/maps/place/12%20SPENCER%20STREET,BROOKLYN,NY)	Graph	1	\$180,000.00	\$180,000.00	\$180,000.00	\$180,000.00
Totals	Graph	1	\$180,000.00	\$180,000.00	\$180,000.00	\$180,000.00

Latitude: 40.698878 Longitude: -73.888372

Employer Name/Worksite Address	Graph	Count	Mean Wage	Median Wage	Lowest Wage	Highest Wage
--------------------------------	-------	-------	-----------	-------------	-------------	--------------

Employer Name/Worksite Address	Graph	Count	Mean Wage	Median Wage	Lowest Wage	Highest Wage
UNION ISLAND CORP, 65-15 COOPER AVE, GLENDALE, NY (https://www.google.com/maps/place/65-15%20COOPER%20AVE,GLENDALE,NY)	Graph	1	\$62,000.00	\$62,000.00	\$62,000.00	\$62,000.00
Totals	Graph	1	\$62,000.00	\$62,000.00	\$62,000.00	\$62,000.00

Latitude: 40.699022 Longitude: -73.915654

Employer Name/Worksite Address	Graph	Count	Mean Wage	Median Wage	Lowest Wage	Highest Wage
BROOKLYN COOPERATIVE FEDERAL CREDIT UNION, 1474 MYRTLE AVE, BROOKLYN, NY (https://www.google.com/maps/place/1474%20MYRTLE%20AVE,BROOKLYN,NY)	Graph	1	\$51,400.00	\$51,400.00	\$51,400.00	\$51,400.00
Totals	Graph	1	\$51,400.00	\$51,400.00	\$51,400.00	\$51,400.00

Employer Name/Worksite Address	Graph	Count	Mean Wage	Median Wage	Lowest Wage	Highest Wage
BROOKLYN COOPERATIVE FEDERAL CREDIT UNION, 1474 MYRTLE AVE, BROOKLYN, NY (https://www.google.com/maps/place/1474%20MYRTLE%20AVE,BROOKLYN,NY)	Graph	1	\$51,400.00	\$51,400.00	\$51,400.00	\$51,400.00
Totals	Graph	1	\$51,400.00	\$51,400.00	\$51,400.00	\$51,400.00

Latitude: 40.699299 Longitude: -73.987252

Employer Name/Worksite Address	Graph	Count	Mean Wage	Median Wage	Lowest Wage	Highest Wage
ENJOY REHAB PT, PC, 123 HICKS AVENUE, BROOKLYN, NY (https://www.google.com/maps/place/123%20HICKS%20AVENUE,BROOKLYN,NY)	Graph	1	\$65,748.80	\$65,748.80	\$65,748.80	\$65,748.80
Totals	Graph	1	\$65,748.80	\$65,748.80	\$65,748.80	\$65,748.80

Latitude: 40.699454 Longitude: -73.953516

Employer Name/Worksite Address	Graph	Count	Mean Wage	Median Wage	Lowest Wage	Highest Wage
ROAD TO RECOVERY PHYSICAL THERAPY PC, 535 FLUSHING AVENUE, BROOKLYN, NY (https://www.google.com/maps/place/535%20FLUSHING%20AVENUE,BROOKLYN,NY)	Graph	1	\$93,600.00	\$93,600.00	\$93,600.00	\$93,600.00
Totals	Graph	1	\$93,600.00	\$93,600.00	\$93,600.00	\$93,600.00

Employer Name/Worksite Address	Graph	Count	Mean Wage	Median Wage	Lowest Wage	Highest Wage
ROAD TO RECOVERY PHYSICAL THERAPY PC, 535 FLUSHING AVENUE, BROOKLYN, NY (https://www.google.com/maps/place/535%20FLUSHING%20AVENUE,BROOKLYN,NY)	Graph	2	\$80,080.00	\$66,560.00	\$66,560.00	\$93,600.00
Totals	Graph	2	\$80,080.00	\$66,560.00	\$66,560.00	\$93,600.00

Latitude: 40.699562 Longitude: -73.957205

Employer Name/Worksite Address	Graph	Count	Mean Wage	Median Wage	Lowest Wage	Highest Wage
GRANDISON MANAGEMENT, INC., 712 BEDFORD AVENUE, BROOKLYN, NY (https://www.google.com/maps/place/712%20BEDFORD%20AVENUE,BROOKLYN,NY)	Graph	20	\$65,748.80	\$65,748.80	\$65,748.80	\$65,748.80
Totals	Graph	20	\$65,748.80	\$65,748.80	\$65,748.80	\$65,748.80

Latitude: 40.699867 Longitude: -73.94879

Employer Name/Worksite Address	Graph	Count	Mean Wage	Median Wage	Lowest Wage	Highest Wage

Employer Name/Employer Address	Graph	Count	Mean Wage	Median Wage	Lowest Wage	Highest Wage
OPENBCI, INC., 630 FLUSHING AVENUE, BROOKLYN, NY (https://www.google.com/maps/place/630%20FLUSHING%20AVENUE,BROOKLYN,NY)	Graph	1	\$63,440.00	\$63,440.00	\$63,440.00	\$63,440.00
THE FRESH ICE CREAM COMPANY LLC, 630 FLUSHING AVENUE, BROOKLYN, NY (https://www.google.com/maps/place/630%20FLUSHING%20AVENUE,BROOKLYN,NY)	Graph	1	\$141,648.00	\$141,648.00	\$141,648.00	\$141,648.00
Totals	Graph	2	\$102,544.00	\$63,440.00	\$63,440.00	\$141,648.00

Employer Name/Worksite Address	Graph	Count	Mean Wage	Median Wage	Lowest Wage	Highest Wage
THE FRESH ICE CREAM COMPANY LLC, 630 FLUSHING AVENUE, BROOKLYN, NY (https://www.google.com/maps/place/630%20FLUSHING%20AVENUE,BROOKLYN,NY)	Graph	2	\$102,544.00	\$63,440.00	\$63,440.00	\$141,648.00
Totals	Graph	2	\$102,544.00	\$63,440.00	\$63,440.00	\$141,648.00

Latitude: 40.699929 Longitude: -73.777493

Employer Name/Employer Address	Graph	Count	Mean Wage	Median Wage	Lowest Wage	Highest Wage
PROXIMA INC., 109-15 178TH STREET, JAMAICA, NY (https://www.google.com/maps/place/109-15%20178TH%20STREET,JAMAICA,NY)	Graph	3	\$50,329.07	\$38,916.80	\$38,916.80	\$73,153.60
Totals	Graph	3	\$50,329.07	\$38,916.80	\$38,916.80	\$73,153.60

Employer Name/Worksite Address	Graph	Count	Mean Wage	Median Wage	Lowest Wage	Highest Wage
PROXIMA INC., 109-15 178TH STREET, JAMAICA, NY (https://www.google.com/maps/place/109-15%20178TH%20STREET,JAMAICA,NY)	Graph	3	\$50,329.07	\$38,916.80	\$38,916.80	\$73,153.60
Totals	Graph	3	\$50,329.07	\$38,916.80	\$38,916.80	\$73,153.60

Latitude: 40.699957 Longitude: -73.958913

Employer Name/Employer Address	Graph	Count	Mean Wage	Median Wage	Lowest Wage	Highest Wage
ODA PRIMARY HEALTH CARE NETWORK, INC., 14-16 HEYWARD STREET, BROOKLYN, NY (https://www.google.com/maps/place/14-16%20HEYWARD%20STREET,BROOKLYN,NY)	Graph	2	\$156,000.00	\$156,000.00	\$156,000.00	\$156,000.00
Totals	Graph	2	\$156,000.00	\$156,000.00	\$156,000.00	\$156,000.00

Employer Name/Worksite Address	Graph	Count	Mean Wage	Median Wage	Lowest Wage	Highest Wage
ODA PRIMARY HEALTH CARE NETWORK, INC., 14-16 HEYWARD STREET, BROOKLYN, NY (https://www.google.com/maps/place/14-16%20HEYWARD%20STREET,BROOKLYN,NY)	Graph	1	\$156,000.00	\$156,000.00	\$156,000.00	\$156,000.00
Totals	Graph	1	\$156,000.00	\$156,000.00	\$156,000.00	\$156,000.00

Latitude: 40.700042 Longitude: -73.987608

Employer Name/Employer Address	Graph	Count	Mean Wage	Median Wage	Lowest Wage	Highest Wage
B-REEL INC, 77 SANDS STREET, BLOOKLYN, NY (https://www.google.com/maps/place/77%20SANDS%20STREET,BLOOKLYN,NY)	Graph	1	\$150,000.00	\$150,000.00	\$150,000.00	\$150,000.00
CAPSULE8, INC., 77 SANDS STREET, BROOKLYN, NY (https://www.google.com/maps/place/77%20SANDS%20STREET,BROOKLYN,NY)	Graph	1	\$120,000.00	\$120,000.00	\$120,000.00	\$120,000.00
CHEERSYOU INTERNATIONAL CONSULTING INC, 77 SANDS ST, BROOKLYN, NY (https://www.google.com/maps/place/77%20SANDS%20ST,BROOKLYN,NY)	Graph	1	\$53,622.40	\$53,622.40	\$53,622.40	\$53,622.40
CHEERSYOU INTERNATIONAL CONSULTING INC., 77 SANDS STREET, BROOKLYN, NY (https://www.google.com/maps/place/77%20SANDS%20STREET,BROOKLYN,NY)	Graph	1	\$40,414.40	\$40,414.40	\$40,414.40	\$40,414.40

Employer Name/Employer Address	Graph	Count	Mean Wage	Median Wage	Lowest Wage	Highest Wage
ELASTICITI INC., 77 SANDS STREET, BROOKLYN, NY (https://www.google.com/maps/place/77%20SANDS%20STREET,BROOKLYN,NY)	Graph	1	\$55,744.00	\$55,744.00	\$55,744.00	\$55,744.00
PROLIFIC INTERACTIVE, LLC, 77 SANDS STREET, 10TH FLOOR, BROOKLYN, NY (https://www.google.com/maps/place/77%20SANDS%20STREET,%2010TH%20FLOOR,BROOKLYN,NY)	Graph	1	\$145,000.00	\$145,000.00	\$145,000.00	\$145,000.00
PROLIFIC INTERACTIVE, LLC, 77 SANDS STREET, BROOKLYN, NY (https://www.google.com/maps/place/77%20SANDS%20STREET,BROOKLYN,NY)	Graph	1	\$75,000.00	\$75,000.00	\$75,000.00	\$75,000.00
PROLIFIC INTERACTIVE, LLC, 77 SANDS ST, BROOKLYN, NY (https://www.google.com/maps/place/77%20SANDS%20ST,BROOKLYN,NY)	Graph	2	\$105,000.00	\$90,000.00	\$90,000.00	\$120,000.00
PROLIFIC INTERACTIVE, LLC, 77 SANDS ST., BROOKLYN, NY (https://www.google.com/maps/place/77%20SANDS%20ST.,BROOKLYN,NY)	Graph	2	\$77,500.00	\$65,000.00	\$65,000.00	\$90,000.00
Totals	Graph	11	\$91,343.71	\$90,000.00	\$40,414.40	\$150,000.00

Employer Name/Worksite Address	Graph	Count	Mean Wage	Median Wage	Lowest Wage	Highest Wage
B-REEL INC, 77 SANDS STREET, BLOOKLYN, NY (https://www.google.com/maps/place/77%20SANDS%20STREET,BLOOKLYN,NY)	Graph	1	\$150,000.00	\$150,000.00	\$150,000.00	\$150,000.00
DESIGNIT DENMARK AS, 77 SANDS, 11TH FLOOR, BROOKLYN, NY (https://www.google.com/maps/place/77%20SANDS,%2011TH%20FLOOR,BROOKLYN,NY)	Graph	1	\$70,000.00	\$70,000.00	\$70,000.00	\$70,000.00
PROLIFIC INTERACTIVE, LLC, 77 SANDS ST., BROOKLYN, NY (https://www.google.com/maps/place/77%20SANDS%20ST.,BROOKLYN,NY)	Graph	1	\$65,000.00	\$65,000.00	\$65,000.00	\$65,000.00
PROLIFIC INTERACTIVE, LLC, 77 SANDS STREET, 10TH FLOOR, BROOKLYN, NY (https://www.google.com/maps/place/77%20SANDS%20STREET,%2010TH%20FLOOR,BROOKLYN,NY)	Graph	1	\$145,000.00	\$145,000.00	\$145,000.00	\$145,000.00
PROLIFIC INTERACTIVE, LLC, 77 SANDS STREET, BROOKLYN, NY (https://www.google.com/maps/place/77%20SANDS%20STREET,BROOKLYN,NY)	Graph	6	\$78,526.40	\$75,000.00	\$40,414.40	\$120,000.00
Totals	Graph	10	\$90,115.84	\$75,000.00	\$40,414.40	\$150,000.00

Latitude: 40.700074 Longitude: -73.831673

Employer Name/Employer Address	Graph	Count	Mean Wage	Median Wage	Lowest Wage	Highest Wage
OUTREACH DEVELOPMENT CORPORATION, 117-11 MYRTLE AVENUE, RICHMOND HILL, NY (https://www.google.com/maps/place/117-11%20MYRTLE%20AVENUE,RICHMOND%20HILL,NY)	Graph	1	\$42,000.00	\$42,000.00	\$42,000.00	\$42,000.00
Totals	Graph	1	\$42,000.00	\$42,000.00	\$42,000.00	\$42,000.00

Employer Name/Worksite Address	Graph	Count	Mean Wage	Median Wage	Lowest Wage	Highest Wage
OUTREACH DEVELOPMENT CORPORATION, 117-11 MYRTLE AVENUE, RICHMOND HILL, NY (https://www.google.com/maps/place/117-11%20MYRTLE%20AVENUE,RICHMOND%20HILL,NY)	Graph	1	\$42,000.00	\$42,000.00	\$42,000.00	\$42,000.00
Totals	Graph	1	\$42,000.00	\$42,000.00	\$42,000.00	\$42,000.00

Latitude: 40.700136 Longitude: -73.935849

Employer Name/Worksite Address	Graph	Count	Mean Wage	Median Wage	Lowest Wage	Highest Wage
RIDGEWOOD BUSHWICK SENIOR CITIZENS COUNCIL, INC., 9 NOLL STREET, BROOKLYN, NY (https://www.google.com/maps/place/9%20NOLL%20STREET,BROOKLYN,NY)	Graph	1	\$54,782.00	\$54,782.00	\$54,782.00	\$54,782.00
Totals	Graph	1	\$54,782.00	\$54,782.00	\$54,782.00	\$54,782.00

Latitude: 40.700209 Longitude: -73.836031

Employer Name/Employer Address	Graph	Count	Mean Wage	Median Wage	Lowest Wage
--------------------------------	-------	-------	-----------	-------------	-------------

Employer Name/Employer Address	Graph	Count	Mean Wage	Median Wage	Lowest Wage
SVA PHARMACY CORP, TRIANGLE PHARMACY 119 01 JAMAICA AVE, NEW YORK, NY (https://www.google.com/maps/place/TRIANGLE%20PHARMACY%20119%2001%20JAMAICA%20AVE,NEW%20YORK,NY)	Graph	1	\$55,764.80	\$55,764.80	\$55,764.80
Totals	Graph	1	\$55,764.80	\$55,764.80	\$55,764.80

Employer Name/Worksite Address	Graph	Count	Mean Wage	Median Wage	Lowest Wage	Highest Wage
JAMAICA HOSPITAL MEDICAL CENTER, 89-00 VAN WYCK WPPRESSWAY, JAMAICA, NY (https://www.google.com/maps/place/89-00%20VAN%20WYCK%20WPPRESSWAY,JAMAICA,NY)	Graph	1	\$175,000.00	\$175,000.00	\$175,000.00	\$175,000.00
SVA PHARMACY CORP, TRIANGLE PHARMACY 119 01 JAMAICA AVE, RICHMOND HILL, NY (https://www.google.com/maps/place/TRIANGLE%20PHARMACY%20119%2001%20JAMAICA%20AVE,RICHMOND%20HILL,NY)	Graph	1	\$55,764.80	\$55,764.80	\$55,764.80	\$55,764.80
Totals	Graph	2	\$115,382.40	\$55,764.80	\$55,764.80	\$55,764.80

Latitude: 40.700252 Longitude: -73.83461

Employer Name/Worksite Address	Graph	Count	Mean Wage	Median Wage	Lowest Wage	Highest Wage
REVAZ CHACHANASHVILI & ASSOCIATES, PC., 115-06 MYRTLE AVENUE, RICHMOND HILL, NY (https://www.google.com/maps/place/115-06%20MYRTLE%20AVENUE,RICHMOND%20HILL,NY)	Graph	1	\$79,600.00	\$79,600.00	\$79,600.00	\$79,600.00
Totals	Graph	1	\$79,600.00	\$79,600.00	\$79,600.00	\$79,600.00

Latitude: 40.700275 Longitude: -73.988038

Employer Name/Worksite Address	Graph	Count	Mean Wage	Median Wage	Lowest Wage	Highest Wage
WIPRO LIMITED, 77, SANDS ST, BROOKLYN, NY (https://www.google.com/maps/place/77,%20SANDS%20ST,BROOKLYN,NY)	Graph	1	\$90,376.00	\$90,376.00	\$90,376.00	\$90,376.00
Totals	Graph	1	\$90,376.00	\$90,376.00	\$90,376.00	\$90,376.00

Latitude: 40.700311 Longitude: -73.944865

Employer Name/Worksite Address	Graph	Count	Mean Wage	Median Wage	Lowest Wage	Highest Wage
DOCKER, INC., 700 FLUSHING AVENUE, BROOKLYN, NY (https://www.google.com/maps/place/700%20FLUSHING%20AVENUE,BROOKLYN,NY)	Graph	1	\$90,813.00	\$90,813.00	\$90,813.00	\$90,813.00
Totals	Graph	1	\$90,813.00	\$90,813.00	\$90,813.00	\$90,813.00

Latitude: 40.700356 Longitude: -73.940991

Employer Name/Employer Address	Graph	Count	Mean Wage	Median Wage	Lowest Wage	Highest Wage
AHAVA MEDICAL & REHABILITATION CENTER, LLC., 16 SUMNER PLACE, BROOKLYN, NY (https://www.google.com/maps/place/16%20SUMNER%20PLACE,BROOKLYN,NY)	Graph	2	\$67,874.50	\$65,749.00	\$65,749.00	\$70,000.00
Totals	Graph	2	\$67,874.50	\$65,749.00	\$65,749.00	\$70,000.00

Employer Name/Worksite Address	Graph	Count	Mean Wage	Median Wage	Lowest Wage	Highest Wage
AHAVA MEDICAL & REHABILITATION CENTER, LLC., 16 SUMNER PLACE, BROOKLYN, NY (https://www.google.com/maps/place/16%20SUMNER%20PLACE,BROOKLYN,NY)	Graph	2	\$67,874.50	\$65,749.00	\$65,749.00	\$70,000.00
Totals	Graph	2	\$67,874.50	\$65,749.00	\$65,749.00	\$70,000.00

Latitude: 40.700369 Longitude: -73.958035

Employer Name/Worksite Address	Graph	Count	Mean Wage	Median Wage	Lowest Wage	Highest Wage
GRANDISON MANAGEMENT, INC., 40 HEYWARD STREET, BROOKLYN, NY (https://www.google.com/maps/place/40%20HEYWARD%20STREET,BROOKLYN,NY)	Graph	10	\$65,748.80	\$65,748.80	\$65,748.80	\$65,748.80
Totals	Graph	10	\$65,748.80	\$65,748.80	\$65,748.80	\$65,748.80

Latitude: 40.70038 Longitude: -73.319921

Employer Name/Employer Address	Graph	Count	Mean Wage	Median Wage	Lowest Wage	Highest Wage
MIDDLETON ENVIRONMENTAL INC., 54 GEORGE STREET, BABYLON, NY (https://www.google.com/maps/place/54%20GEORGE%20STREET,BABYLON,NY)	Graph	1	\$75,000.00	\$75,000.00	\$75,000.00	\$75,000.00
Totals	Graph	1	\$75,000.00	\$75,000.00	\$75,000.00	\$75,000.00

Employer Name/Worksite Address	Graph	Count	Mean Wage	Median Wage	Lowest Wage	Highest Wage
MIDDLETON ENVIRONMENTAL INC., 54 GEORGE STREET, BABYLON, NY (https://www.google.com/maps/place/54%20GEORGE%20STREET,BABYLON,NY)	Graph	1	\$75,000.00	\$75,000.00	\$75,000.00	\$75,000.00
Totals	Graph	1	\$75,000.00	\$75,000.00	\$75,000.00	\$75,000.00

Latitude: 40.700442 Longitude: -73.988597

Employer Name/Employer Address	Graph	Count	Mean Wage	Median Wage	Lowest Wage	Highest Wage
ETSY, INC., 117 ADAMS STREET, BROOKLYN, NY (https://www.google.com/maps/place/117%20ADAMS%20STREET,BROOKLYN,NY)	Graph	8	\$104,475.00	\$96,000.00	\$86,000.00	\$135,000.00
Totals	Graph	8	\$104,475.00	\$96,000.00	\$86,000.00	\$135,000.00

Employer Name/Worksite Address	Graph	Count	Mean Wage	Median Wage	Lowest Wage	Highest Wage
ETSY, INC., 117 ADAMS STREET, BROOKLYN, NY (https://www.google.com/maps/place/117%20ADAMS%20STREET,BROOKLYN,NY)	Graph	8	\$104,475.00	\$96,000.00	\$86,000.00	\$135,000.00
Totals	Graph	8	\$104,475.00	\$96,000.00	\$86,000.00	\$135,000.00

Latitude: 40.700446 Longitude: -73.941573

Employer Name/Worksite Address	Graph	Count	Mean Wage	Median Wage	Lowest Wage	Highest Wage
NEW YORK UNIVERSITY SCHOOL OF MEDICINE, 760 BROADWAY, BROOKLYN, NY (https://www.google.com/maps/place/760%20BROADWAY,BROOKLYN,NY)	Graph	4	\$226,656.50	\$187,856.00	\$181,800.00	\$300,000.00
Totals	Graph	4	\$226,656.50	\$187,856.00	\$181,800.00	\$300,000.00

Latitude: 40.700467 Longitude: -73.807759

Employer Name/Worksite Address	Graph	Count	Mean Wage	Median Wage	Lowest Wage	Highest Wage
NYCASOFT, INC., 93-02 SUTPHIN BLVD, JAMAICA, NY (https://www.google.com/maps/place/93-02%20SUTPHIN%20BLVD,JAMAICA,NY)	Graph	1	\$75,800.00	\$75,800.00	\$75,800.00	\$75,800.00
Totals	Graph	1	\$75,800.00	\$75,800.00	\$75,800.00	\$75,800.00

Latitude: 40.700545 Longitude: -73.319386

Employer Name/Employer Address	Graph	Count	Mean Wage	Median Wage	Lowest Wage	Highest Wage
--------------------------------	-------	-------	-----------	-------------	-------------	--------------

Employer Name/Employer Address	Graph	Count	Mean Wage	Median Wage	Lowest Wage	Highest Wage
INPROCESS, INC., 103 COOPER STREET, BABYLON, NY (https://www.google.com/maps/place/103%20COOPER%20STREET,BABYLON,NY)	Graph	5	\$44,801.00	\$44,720.00	\$43,805.00	\$45,760.00
Totals	Graph	5	\$44,801.00	\$44,720.00	\$43,805.00	\$45,760.00

Employer Name/Worksite Address	Graph	Count	Mean Wage	Median Wage	Lowest Wage	Highest Wage
INPROCESS, INC., 103 COOPER STREET, BABYLON, NY (https://www.google.com/maps/place/103%20COOPER%20STREET,BABYLON,NY)	Graph	5	\$44,801.00	\$44,720.00	\$43,805.00	\$45,760.00
Totals	Graph	5	\$44,801.00	\$44,720.00	\$43,805.00	\$45,760.00

Latitude: 40.700583 Longitude: -73.898482

Employer Name/Employer Address	Graph	Count	Mean Wage	Median Wage	Lowest Wage	Highest Wage
THE LAW OFFICES OF FRANK BRUNO JR., 6704 MYRTLE AVENUE, GLENDALE, NY (https://www.google.com/maps/place/6704%20MYRTLE%20AVENUE,GLENDALE,NY)	Graph	1	\$83,000.00	\$83,000.00	\$83,000.00	\$83,000.00
Totals	Graph	1	\$83,000.00	\$83,000.00	\$83,000.00	\$83,000.00

Employer Name/Worksite Address	Graph	Count	Mean Wage	Median Wage	Lowest Wage	Highest Wage
MOVEMENT MATTERS REHABILITATION PT OT PLLC, 6506 MYRTLE AVENUE, GLENDALE, NY (https://www.google.com/maps/place/6506%20MYRTLE%20AVENUE,GLENDALE,NY)	Graph	1	\$66,996.80	\$66,996.80	\$66,996.80	\$66,996.80
THE LAW OFFICES OF FRANK BRUNO JR., 6704 MYRTLE AVENUE, GLENDALE, NY (https://www.google.com/maps/place/6704%20MYRTLE%20AVENUE,GLENDALE,NY)	Graph	1	\$83,000.00	\$83,000.00	\$83,000.00	\$83,000.00
Totals	Graph	2	\$74,998.40	\$66,996.80	\$66,996.80	\$83,000.00

Latitude: 40.700588 Longitude: -73.675018

Employer Name/Employer Address	Graph	Count	Mean Wage	Median Wage	Lowest Wage
JAMAICA LAMPS LLC, 919 HEMPSTEAD TURNPIKE, FRANKLIN SQUARE, SYRACUSE, NY (https://www.google.com/maps/place/919%20HEMPSTEAD%20TURNPIKE,%20FRANKLIN%20SQUARE,SYRACUSE,NY)	Graph	1	\$65,208.00	\$65,208.00	\$65,208.00
Totals	Graph	1	\$65,208.00	\$65,208.00	\$65,208.00

Employer Name/Worksite Address	Graph	Count	Mean Wage	Median Wage	Lowest Wage	Highest Wage
GREYHEALTH GROUP, LLC, 200 FIFTH AVENUE, NEW YORK, NY (https://www.google.com/maps/place/200%20FIFTH%20AVENUE,NEW%20YORK,NY)	Graph	1	\$77,250.00	\$77,250.00	\$77,250.00	\$77,250.00
JAMAICA LAMPS LLC, 919 HEMPSTEAD TURNPIKE, SYRACUSE, NY (https://www.google.com/maps/place/919%20HEMPSTEAD%20TURNPIKE,SYRACUSE,NY)	Graph	1	\$65,208.00	\$65,208.00	\$65,208.00	\$65,208.00
TUPOIN, INC., NYU LANGONE, FRANKLIN SQUARE, NY (https://www.google.com/maps/place/NYU%20LANGONE,FRANKLIN%20SQUARE,NY)	Graph	2	\$60,000.00	\$60,000.00	\$60,000.00	\$60,000.00
Totals	Graph	4	\$65,614.50	\$60,000.00	\$60,000.00	\$77,250.00

Latitude: 40.700736 Longitude: -73.987913

Employer Name/Employer Address	Graph	Count	Mean Wage	Median Wage	Lowest Wage	Highest Wage
AIRTIME MEDIA INC., 81 PROSPECT STREET, BROOKLYN, NY (https://www.google.com/maps/place/81%20PROSPECT%20STREET,BROOKLYN,NY)	Graph	1	\$100,000.00	\$100,000.00	\$100,000.00	\$100,000.00
BMT FLUID MECHANICS INC., 81 PROSPECT STREET, BROOKLYN, NY (https://www.google.com/maps/place/81%20PROSPECT%20STREET,BROOKLYN,NY)	Graph	1	\$70,288.00	\$70,288.00	\$70,288.00	\$70,288.00

Employer Name/Employer Address	Graph	Count	Mean Wage	Median Wage	Lowest Wage	Highest Wage
BROOKLINEN, INC., 81 PROSPECT STREET, BROOKLYN, NY (https://www.google.com/maps/place/81%20PROSPECT%20STREET,BROOKLYN,NY)	Graph	1	\$60,000.00	\$60,000.00	\$60,000.00	\$60,000.00
JACKTHREADS, INC., 81 PROSPECT STREET, BROOKLYN, NY (https://www.google.com/maps/place/81%20PROSPECT%20STREET,BROOKLYN,NY)	Graph	1	\$130,000.00	\$130,000.00	\$130,000.00	\$130,000.00
PEATIX INC., 81 PROSPECT STREET, BROOKLYN, NY (https://www.google.com/maps/place/81%20PROSPECT%20STREET,BROOKLYN,NY)	Graph	1	\$140,000.00	\$140,000.00	\$140,000.00	\$140,000.00
Totals	Graph	5	\$100,057.60	\$100,000.00	\$60,000.00	\$140,000.00

Employer Name/Worksite Address	Graph	Count	Mean Wage	Median Wage	Lowest Wage	Highest Wage
DATA & ANALYTICS SERVICES LLC, 81 PROSPECT ST., BROOKLYN, NY (https://www.google.com/maps/place/81%20PROSPECT%20ST.,BROOKLYN,NY)	Graph	1	\$80,000.00	\$80,000.00	\$80,000.00	\$80,000.00
FUTURE FIRST USA INC, 81 PROSPECT ST, BROOKLYN, NY (https://www.google.com/maps/place/81%20PROSPECT%20ST,BROOKLYN,NY)	Graph	1	\$79,040.00	\$79,040.00	\$79,040.00	\$79,040.00
JACKTHREADS, INC., 81 PROSPECT STREET, BROOKLYN, NY (https://www.google.com/maps/place/81%20PROSPECT%20STREET,BROOKLYN,NY)	Graph	5	\$112,057.60	\$120,000.00	\$70,288.00	\$140,000.00
Totals	Graph	7	\$102,761.14	\$100,000.00	\$70,288.00	\$140,000.00

Latitude: 40.700745 Longitude: -73.988163

Employer Name/Employer Address	Graph	Count	Mean Wage	Median Wage	Lowest Wage	Highest Wage
DESIGNIT DENMARK AS, 55 PROSPECT STREET, SUITE 409, BROOKLYN, NY (https://www.google.com/maps/place/55%20PROSPECT%20STREET,%20SUITE%20409,BROOKLYN,NY)	Graph	1	\$70,000.00	\$70,000.00	\$70,000.00	\$70,000.00
FROG DESIGN INC., 55 PROSPECT ST., BROOKLYN, NY (https://www.google.com/maps/place/55%20PROSPECT%20ST.,BROOKLYN,NY)	Graph	1	\$126,000.00	\$126,000.00	\$126,000.00	\$126,000.00
KORA MANAGEMENT LP, 55 PROSPECT STREET, BROOKLYN, NY (https://www.google.com/maps/place/55%20PROSPECT%20STREET,BROOKLYN,NY)	Graph	1	\$99,985.60	\$99,985.60	\$99,985.60	\$99,985.60
THINKFUL INC., 55 PROSPECT STREET SUITE 201, BROOKLYN, NY (https://www.google.com/maps/place/55%20PROSPECT%20STREET%20SUITE%20201,BROOKLYN,NY)	Graph	2	\$124,202.50	\$111,405.00	\$111,405.00	\$137,000.00
Totals	Graph	5	\$108,878.12	\$111,405.00	\$70,000.00	\$137,000.00

Employer Name/Worksite Address	Graph	Count	Mean Wage	Median Wage	Lowest Wage	Highest Wage
BLUE STONE LANE HOLDINGS LLC, 55 PROSPECT ST, BROOKLYN, NY (https://www.google.com/maps/place/55%20PROSPECT%20ST,BROOKLYN,NY)	Graph	1	\$70,000.00	\$70,000.00	\$70,000.00	\$70,000.00
FROG DESIGN INC., 55 PROSPECT STREET, 7TH FLOOR, BROOKLYN, NY (https://www.google.com/maps/place/55%20PROSPECT%20STREET,%207TH%20FLOOR,BROOKLYN,NY)	Graph	1	\$111,405.00	\$111,405.00	\$111,405.00	\$111,405.00
THINKFUL INC., 55 PROSPECT STREET SUITE 201, BROOKLYN, NY (https://www.google.com/maps/place/55%20PROSPECT%20STREET%20SUITE%20201,BROOKLYN,NY)	Graph	2	\$124,202.50	\$111,405.00	\$111,405.00	\$137,000.00
RENAISSANCE LEARNING, INC., 55 PROSPECT STREET, BROOKLYN, NY (https://www.google.com/maps/place/55%20PROSPECT%20STREET,BROOKLYN,NY)	Graph	8	\$110,998.20	\$99,985.60	\$95,000.00	\$135,000.00
Totals	Graph	12	\$109,816.30	\$110,000.00	\$70,000.00	\$137,000.00

Latitude: 40.701013 Longitude: -73.98486

Employer Name/Employer Address	Graph	Count	Mean Wage	Median Wage	Lowest Wage	Highest Wage
3V COMPANY, INC., 110 BRIDGE STREET, BROOKLYN, NY (https://www.google.com/maps/place/110%20BRIDGE%20STREET,BROOKLYN,NY)	Graph	1	\$42,300.00	\$42,300.00	\$42,300.00	\$42,300.00
Totals	Graph	1	\$42,300.00	\$42,300.00	\$42,300.00	\$42,300.00

Employer Name/Worksite Address	Graph	Count	Mean Wage	Median Wage	Lowest Wage	Highest Wage
--------------------------------	-------	-------	-----------	-------------	-------------	--------------

Employer Name/Worksite Address	Graph	Count	Mean Wage	Median Wage	Lowest Wage	Highest Wage
3V COMPANY, INC., 110 BRIDGE STREET, BROOKLYN, NY (https://www.google.com/maps/place/110%20BRIDGE%20STREET,BROOKLYN,NY)	Graph	1	\$42,300.00	\$42,300.00	\$42,300.00	\$42,300.00
Totals	Graph	1	\$42,300.00	\$42,300.00	\$42,300.00	\$42,300.00

Latitude: 40.701025 Longitude: -73.989163

Employer Name/Worksite Address	Graph	Count	Mean Wage	Median Wage	Lowest Wage	Highest Wage
WIPRO LIMITED, 55, PROSPECT ST, BROOKLYN, NY (https://www.google.com/maps/place/55,%20PROSPECT%20ST,BROOKLYN,NY)	Graph	1	\$90,376.00	\$90,376.00	\$90,376.00	\$90,376.00
Totals	Graph	1	\$90,376.00	\$90,376.00	\$90,376.00	\$90,376.00

Latitude: 40.701127 Longitude: -73.81623

Employer Name/Employer Address	Graph	Count	Mean Wage	Median Wage	Lowest Wage	Highest Wage
JAMAICA HOSPITAL MEDICAL CENTER, 89-00 VAN WYCK EXPRESSWAY, JAMAICA, NY (https://www.google.com/maps/place/89-00%20VAN%20WYCK%20EXPRESSWAY,JAMAICA,NY)	Graph	4	\$140,625.26	\$150,000.00	\$62,501.05	\$175,000.00
Totals	Graph	4	\$140,625.26	\$150,000.00	\$62,501.05	\$175,000.00

Employer Name/Worksite Address	Graph	Count	Mean Wage	Median Wage	Lowest Wage	Highest Wage
JAMAICA HOSPITAL MEDICAL CENTER, 89-00 VAN WYCK EXPRESSWAY, JAMAICA, NY (https://www.google.com/maps/place/89-00%20VAN%20WYCK%20EXPRESSWAY,JAMAICA,NY)	Graph	2	\$118,750.53	\$62,501.05	\$62,501.05	\$175,000.00
Totals	Graph	2	\$118,750.53	\$62,501.05	\$62,501.05	\$175,000.00

Latitude: 40.701306 Longitude: -73.936466

Employer Name/Worksite Address	Graph	Count	Mean Wage	Median Wage	Lowest Wage	Highest Wage
ALBO LIBERIS, 10 MONTIETH STREET, BROOKLYN, NY (https://www.google.com/maps/place/10%20MONTIETH%20STREET,BROOKLYN,NY)	Graph	1	\$42,000.00	\$42,000.00	\$42,000.00	\$42,000.00
Totals	Graph	1	\$42,000.00	\$42,000.00	\$42,000.00	\$42,000.00

Latitude: 40.701361 Longitude: -73.984477

Employer Name/Employer Address	Graph	Count	Mean Wage	Median Wage	Lowest Wage	Highest Wage
FLOS USA INCORPORATED, 110 YORK STREET, BROOKLYN, NY (https://www.google.com/maps/place/110%20YORK%20STREET,BROOKLYN,NY)	Graph	1	\$52,000.00	\$52,000.00	\$52,000.00	\$52,000.00
Totals	Graph	1	\$52,000.00	\$52,000.00	\$52,000.00	\$52,000.00

Employer Name/Worksite Address	Graph	Count	Mean Wage	Median Wage	Lowest Wage	Highest Wage
FLOS USA INCORPORATED, 110 YORK STREET, BROOKLYN, NY (https://www.google.com/maps/place/110%20YORK%20STREET,BROOKLYN,NY)	Graph	1	\$52,000.00	\$52,000.00	\$52,000.00	\$52,000.00
Totals	Graph	1	\$52,000.00	\$52,000.00	\$52,000.00	\$52,000.00

Latitude: 40.701393 Longitude: -73.707969

Employer Name/Worksite Address	Graph	Count	Mean Wage	Median Wage	Lowest Wage	Highest Wage
MINEROFF ELECTRONICS, INC., SAUL MINEROFF ELECTRONICS INC., ELMONT, NY (https://www.google.com/maps/place/SAUL%20MINEROFF%20ELECTRONICS%20INC.,ELMONT,NY)	Graph	2	\$62,400.00	\$62,400.00	\$62,400.00	\$62,400.00
Totals	Graph	2	\$62,400.00	\$62,400.00	\$62,400.00	\$62,400.00

Latitude: 40.701527 Longitude: -73.81645

Employer Name/Worksite Address	Graph	Count	Mean Wage	Median Wage	Lowest Wage	Highest Wage
TJH MEDICAL SERVICES, P.C., 8900 VAN WYCK EXPRESSWAY, JAMAICA, NY (https://www.google.com/maps/place/8900%20VAN%20WYCK%20EXPRESSWAY,JAMAICA,NY)	Graph	1	\$230,000.00	\$230,000.00	\$230,000.00	\$230,000.00
Totals	Graph	1	\$230,000.00	\$230,000.00	\$230,000.00	\$230,000.00

Latitude: 40.701625 Longitude: -73.942915

Employer Name/Worksite Address	Graph	Count	Mean Wage	Median Wage	Lowest Wage	Highest Wage
PAC PROGRAM OF THE BRONX INC, 7 DEBEVOISE STREET, BROOKLYN, NY (https://www.google.com/maps/place/7%20DEBEVOISE%20STREET,BROOKLYN,NY)	Graph	1	\$45,906.00	\$45,906.00	\$45,906.00	\$45,906.00
Totals	Graph	1	\$45,906.00	\$45,906.00	\$45,906.00	\$45,906.00

Latitude: 40.701893 Longitude: -73.81064

Employer Name/Employer Address	Graph	Count	Mean Wage	Median Wage	Lowest Wage	Highest Wage
ROSCO, INC., 90-21 144TH PLACE, JAMAICA, NY (https://www.google.com/maps/place/90-21%20144TH%20PLACE,JAMAICA,NY)	Graph	1	\$70,000.00	\$70,000.00	\$70,000.00	\$70,000.00
Totals	Graph	1	\$70,000.00	\$70,000.00	\$70,000.00	\$70,000.00

Employer Name/Worksite Address	Graph	Count	Mean Wage	Median Wage	Lowest Wage	Highest Wage
ROSCO, INC., 90-21 144TH PLACE, JAMAICA, NY (https://www.google.com/maps/place/90-21%20144TH%20PLACE,JAMAICA,NY)	Graph	1	\$70,000.00	\$70,000.00	\$70,000.00	\$70,000.00
Totals	Graph	1	\$70,000.00	\$70,000.00	\$70,000.00	\$70,000.00

Latitude: 40.701954 Longitude: -73.942358

Employer Name/Employer Address	Graph	Count	Mean Wage	Median Wage	Lowest Wage	Highest Wage
SUNSHINE DEVELOPMENTAL SCHOOL, INC., 91-10 146TH STREET, JAMAICA, NY (https://www.google.com/maps/place/91-10%20146TH%20STREET,JAMAICA,NY)	Graph	1	\$60,000.00	\$60,000.00	\$60,000.00	\$60,000.00
Totals	Graph	1	\$60,000.00	\$60,000.00	\$60,000.00	\$60,000.00

Employer Name/Worksite Address	Graph	Count	Mean Wage	Median Wage	Lowest Wage	Highest Wage
HEAT MAKES SENSE, INC, 300 MESEROLE ST., BROOKLYN, NY (https://www.google.com/maps/place/300%20MESEROLE%20ST.,BROOKLYN,NY)	Graph	1	\$56,160.00	\$56,160.00	\$56,160.00	\$56,160.00
TWOSEVEN INC, 221 MCKIBBIN STREET, BROOKLYN, NY (https://www.google.com/maps/place/221%20MCKIBBIN%20STREET,BROOKLYN,NY)	Graph	1	\$66,560.00	\$66,560.00	\$66,560.00	\$66,560.00
Totals	Graph	2	\$61,360.00	\$56,160.00	\$56,160.00	\$66,560.00

Latitude: 40.702072 Longitude: -73.776321

Employer Name/Worksite Address	Graph	Count	Mean Wage	Median Wage	Lowest Wage	Highest Wage
TRIPLE H CONSTRUCTION, INC., 107-37 180TH STREET, JAMAICA, NY (https://www.google.com/maps/place/107-37%20180TH%20STREET,JAMAICA,NY)	Graph	1	\$61,069.00	\$61,069.00	\$61,069.00	\$61,069.00
Totals	Graph	1	\$61,069.00	\$61,069.00	\$61,069.00	\$61,069.00

Latitude: 40.702098 Longitude: -73.98275

Employer Name/Worksite Address	Graph	Count	Mean Wage	Median Wage	Lowest Wage	Highest Wage
GOLD STREET PHARMA INC., 111 GOLD ST., BROOKLYN, NY (https://www.google.com/maps/place/111%20GOLD%20ST.,BROOKLYN,NY)	Graph	1	\$58,198.40	\$58,198.40	\$58,198.40	\$58,198.40
Totals	Graph	1	\$58,198.40	\$58,198.40	\$58,198.40	\$58,198.40

Employer Name/Worksite Address	Graph	Count	Mean Wage	Median Wage	Lowest Wage	Highest Wage
GOLD STREET PHARMA INC., 111 GOLD ST., BROOKLYN, NY (https://www.google.com/maps/place/111%20GOLD%20ST.,BROOKLYN,NY)	Graph	1	\$58,198.40	\$58,198.40	\$58,198.40	\$58,198.40
Totals	Graph	1	\$58,198.40	\$58,198.40	\$58,198.40	\$58,198.40

Latitude: 40.702303 Longitude: -73.890577

Employer Name/Worksite Address	Graph	Count	Mean Wage	Median Wage	Lowest Wage	Highest Wage
OHM'S ELECTRICAL CORP., 65-10 CENTRAL AVE, GLENDALE, NY (https://www.google.com/maps/place/65-10%20CENTRAL%20AVE,GLENDALE,NY)	Graph	1	\$63,000.00	\$63,000.00	\$63,000.00	\$63,000.00
Totals	Graph	1	\$63,000.00	\$63,000.00	\$63,000.00	\$63,000.00

Employer Name/Worksite Address	Graph	Count	Mean Wage	Median Wage	Lowest Wage	Highest Wage
OHM'S ELECTRICAL CORP., 65-10 CENTRAL AVE, GLENDALE, NY (https://www.google.com/maps/place/65-10%20CENTRAL%20AVE,GLENDALE,NY)	Graph	1	\$63,000.00	\$63,000.00	\$63,000.00	\$63,000.00
Totals	Graph	1	\$63,000.00	\$63,000.00	\$63,000.00	\$63,000.00

Latitude: 40.702411 Longitude: -73.987571

Employer Name/Worksite Address	Graph	Count	Mean Wage	Median Wage	Lowest Wage	Highest Wage
AMBER RAE LLC, 81 PEARL STREET, BROOKLYN, NY (https://www.google.com/maps/place/81%20PEARL%20STREET,BROOKLYN,NY)	Graph	1	\$156,000.00	\$156,000.00	\$156,000.00	\$156,000.00
Totals	Graph	1	\$156,000.00	\$156,000.00	\$156,000.00	\$156,000.00

Employer Name/Worksite Address	Graph	Count	Mean Wage	Median Wage	Lowest Wage	Highest Wage
AMBER RAE LLC, 81 PEARL ST, BROOKLYN, NY (https://www.google.com/maps/place/81%20PEARL%20ST,BROOKLYN,NY)	Graph	1	\$156,000.00	\$156,000.00	\$156,000.00	\$156,000.00
Totals	Graph	1	\$156,000.00	\$156,000.00	\$156,000.00	\$156,000.00

Latitude: 40.702553 Longitude: -74.013899

Employer Name/Worksite Address	Graph	Count	Mean Wage	Median Wage	Lowest Wage	Highest Wage
CHEDDAR, INC., 1 STATE STREET, NEW YORK, NY (https://www.google.com/maps/place/1%20STATE%20STREET,NEW%20YORK,NY)	Graph	1	\$44,429.00	\$44,429.00	\$44,429.00	\$44,429.00

Employer Name/Employer Address	Graph	Count	Mean Wage	Median Wage	Lowest Wage	Highest Wage
SIMCORP USA INC, ONE STATE STREET, NEW YORK, NY (https://www.google.com/maps/place/ONE%20STATE%20STREET,NEW%20YORK,NY)	Graph	1	\$75,000.00	\$75,000.00	\$75,000.00	\$75,000.00
Totals	Graph	2	\$59,714.50	\$44,429.00	\$44,429.00	\$75,000.00

Employer Name/Worksite Address	Graph	Count	Mean Wage	Median Wage	Lowest Wage	Highest Wage
NTT DATA, INC., ONE STATE STREET, NEW YORK, NY (https://www.google.com/maps/place/ONE%20STATE%20STREET,NEW%20YORK,NY)	Graph	4	\$93,890.00	\$90,813.00	\$75,000.00	\$118,934.00
BELL INFO SOLUTIONS, LLC, 1 STATE STREET, NEW YORK, NY (https://www.google.com/maps/place/1%20STATE%20STREET,NEW%20YORK,NY)	Graph	7	\$68,892.86	\$70,300.00	\$44,429.00	\$95,000.00
Totals	Graph	11	\$77,982.73	\$72,000.00	\$44,429.00	\$118,934.00

Latitude: 40.702561 Longitude: -74.013909

Employer Name/Employer Address	Graph	Count	Mean Wage	Median Wage	Lowest Wage	Highest Wage
AXIOMA, INC., 17 STATE STREET, SUITE 2700, NEW YORK, NY (https://www.google.com/maps/place/17%20STATE%20STREET,%20SUITE%202700,NEW%20YORK,NY)	Graph	1	\$115,000.00	\$115,000.00	\$115,000.00	\$115,000.00
ENTECH ENGINEERING PC, 17 STATE STREET, NEW YORK, NY (https://www.google.com/maps/place/17%20STATE%20STREET,NEW%20YORK,NY)	Graph	1	\$74,880.00	\$74,880.00	\$74,880.00	\$74,880.00
TRIDENT BROKERAGE SERVICES LLC, 17 STATE STREET, SUITE 450, NEW YORK, NY (https://www.google.com/maps/place/17%20STATE%20STREET,%20SUITE%20450,NEW%20YORK,NY)	Graph	1	\$80,000.00	\$80,000.00	\$80,000.00	\$80,000.00
ALPHADYNE ASSET MANAGEMENT LP, 17 STATE STREET, NEW YORK, NY (https://www.google.com/maps/place/17%20STATE%20STREET,NEW%20YORK,NY)	Graph	5	\$139,000.00	\$130,000.00	\$105,000.00	\$200,000.00
AXIOMA, INC., 17 STATE STREET, NEW YORK, NY (https://www.google.com/maps/place/17%20STATE%20STREET,NEW%20YORK,NY)	Graph	7	\$105,328.57	\$89,800.00	\$85,000.00	\$172,500.00
CLEARPOOL GROUP INC., 17 STATE STREET, NEW YORK, NY (https://www.google.com/maps/place/17%20STATE%20STREET,NEW%20YORK,NY)	Graph	9	\$90,333.33	\$80,000.00	\$79,000.00	\$175,000.00
IPSOFT INCORPORATED, 17 STATE STREET, 14TH FLOOR, NEW YORK, NY (https://www.google.com/maps/place/17%20STATE%20STREET,%2014TH%20FLOOR,NEW%20YORK,NY)	Graph	10	\$108,871.80	\$100,000.00	\$75,795.00	\$145,000.00
FIDESSA CORPORATION, 17 STATE STREET, NEW YORK, NY (https://www.google.com/maps/place/17%20STATE%20STREET,NEW%20YORK,NY)	Graph	12	\$76,208.33	\$75,000.00	\$54,000.00	\$110,000.00
IPSOFT INCORPORATED, 17 STATE STREET, NEW YORK, NY (https://www.google.com/maps/place/17%20STATE%20STREET,NEW%20YORK,NY)	Graph	16	\$82,148.30	\$70,220.80	\$54,995.20	\$131,996.80
Totals	Graph	62	\$94,076.95	\$80,000.00	\$54,000.00	\$200,000.00

Employer Name/Worksite Address	Graph	Count	Mean Wage	Median Wage	Lowest Wage	Highest Wage
SAGE IT, INC., 17 STATE ST, #2700, NEW YORK, NY (https://www.google.com/maps/place/17%20STATE%20ST,%20#2700,NEW%20YORK,NY)	Graph	1	\$64,813.00	\$64,813.00	\$64,813.00	\$64,813.00
TEXARA SOLUTIONS LLC, 17 STATE ST # 2700, NEW YORK, NY (https://www.google.com/maps/place/17%20STATE%20ST%20#%202700,NEW%20YORK,NY)	Graph	1	\$72,000.00	\$72,000.00	\$72,000.00	\$72,000.00
TRIDENT BROKERAGE SERVICES LLC, 17 STATE STREET, SUITE 450, NEW YORK, NY (https://www.google.com/maps/place/17%20STATE%20STREET,%20SUITE%20450,NEW%20YORK,NY)	Graph	1	\$80,000.00	\$80,000.00	\$80,000.00	\$80,000.00
IPSOFT INCORPORATED, 17 STATE STREET, 14TH FLOOR, NEW YORK, NY (https://www.google.com/maps/place/17%20STATE%20STREET,%2014TH%20FLOOR,NEW%20YORK,NY)	Graph	5	\$116,581.00	\$141,315.00	\$75,795.00	\$145,000.00
AXIOMA, INC., 17 STATE STREET, NEW YORK, NY (https://www.google.com/maps/place/17%20STATE%20STREET,NEW%20YORK,NY)	Graph	59	\$85,872.87	\$70,220.80	\$54,000.00	\$200,000.00
Totals	Graph	67	\$87,555.48	\$75,000.00	\$54,000.00	\$200,000.00

Latitude: 40.702604 Longitude: -73.990448

Employer Name/Worksite Address	Graph	Count	Mean Wage	Median Wage	Lowest Wage	Highest Wage
--------------------------------	-------	-------	-----------	-------------	-------------	--------------

Employer Name/Worksite Address	Graph	Count	Mean Wage	Median Wage	Lowest Wage	Highest Wage
SHAOKAO, INC., 79 FRONT STREET, BROOKLYN, NY (https://www.google.com/maps/place/79%20FRONT%20STREET,BROOKLYN,NY)	Graph	1	\$41,600.00	\$41,600.00	\$41,600.00	\$41,600.00
Totals	Graph	1	\$41,600.00	\$41,600.00	\$41,600.00	\$41,600.00

Latitude: 40.70267 Longitude: -73.989549

Employer Name/Employer Address	Graph	Count	Mean Wage	Median Wage	Lowest Wage	Highest Wage
BIG SPACESHIP LLC, 55 WASHINGTON STREET, BROOKLYN, NY (https://www.google.com/maps/place/55%20WASHINGTON%20STREET,BROOKLYN,NY)	Graph	1	\$95,000.00	\$95,000.00	\$95,000.00	\$95,000.00
CAZARCH, INC., 55 WASHINGTON STREET, BROOKLYN, NY (https://www.google.com/maps/place/55%20WASHINGTON%20STREET,BROOKLYN,NY)	Graph	1	\$57,100.00	\$57,100.00	\$57,100.00	\$57,100.00
LAGE ARCHITECTURE PC, 55 WASHINGTON ST. SUITE 327, BROOKLYN, NY (https://www.google.com/maps/place/55%20WASHINGTON%20ST.%20SUITE%20327,BROOKLYN,NY)	Graph	1	\$48,000.00	\$48,000.00	\$48,000.00	\$48,000.00
LAGE ARCHITECTURE PC, 55 WASHINGTON STREET SUITE 327, BROOKLYN, NY (https://www.google.com/maps/place/55%20WASHINGTON%20STREET%20SUITE%20327,BROOKLYN,NY)	Graph	1	\$48,000.00	\$48,000.00	\$48,000.00	\$48,000.00
LEVIATHAN CORPORATION, 55 WASHINGTON ST., BROOKLYN, NY (https://www.google.com/maps/place/55%20WASHINGTON%20ST.,BROOKLYN,NY)	Graph	1	\$53,165.00	\$53,165.00	\$53,165.00	\$53,165.00
ROMINES ARCHITECTURE PLLC, 55 WASHINGTON STREET, BROOKLYN, NY (https://www.google.com/maps/place/55%20WASHINGTON%20STREET,BROOKLYN,NY)	Graph	1	\$42,000.00	\$42,000.00	\$42,000.00	\$42,000.00
CARROT CREATIVE, 55 WASHINGTON STREET, BROOKLYN, NY (https://www.google.com/maps/place/55%20WASHINGTON%20STREET,BROOKLYN,NY)	Graph	4	\$84,000.00	\$70,000.00	\$68,000.00	\$100,000.00
AMPLIFY EDUCATION, INC., 55 WASHINGTON STREET, BROOKLYN, NY (https://www.google.com/maps/place/55%20WASHINGTON%20STREET,BROOKLYN,NY)	Graph	5	\$101,711.20	\$105,000.00	\$73,296.00	\$120,000.00
TWO BULLS LLC, 55 WASHINGTON STREET, BROOKLYN, NY (https://www.google.com/maps/place/55%20WASHINGTON%20STREET,BROOKLYN,NY)	Graph	7	\$128,190.14	\$149,331.00	\$71,000.00	\$185,000.00
Totals	Graph	22	\$94,779.64	\$73,296.00	\$42,000.00	\$185,000.00

Employer Name/Worksite Address	Graph	Count	Mean Wage	Median Wage	Lowest Wage	Highest Wage
LAGE ARCHITECTURE PC, 55 WASHINGTON ST. SUITE 327, BROOKLYN, NY (https://www.google.com/maps/place/55%20WASHINGTON%20ST.%20SUITE%20327,BROOKLYN,NY)	Graph	1	\$48,000.00	\$48,000.00	\$48,000.00	\$48,000.00
LAGE ARCHITECTURE PC, 55 WASHINGTON STREET SUITE 327, BROOKLYN, NY (https://www.google.com/maps/place/55%20WASHINGTON%20STREET%20SUITE%20327,BROOKLYN,NY)	Graph	1	\$48,000.00	\$48,000.00	\$48,000.00	\$48,000.00
LEVIATHAN CORPORATION, 55 WASHINGTON ST., BROOKLYN, NY (https://www.google.com/maps/place/55%20WASHINGTON%20ST.,BROOKLYN,NY)	Graph	1	\$53,165.00	\$53,165.00	\$53,165.00	\$53,165.00
VICE MEDIA LLC, 55 WASHINGTON ST, BROOKLYN, NY (https://www.google.com/maps/place/55%20WASHINGTON%20ST,BROOKLYN,NY)	Graph	6	\$90,029.17	\$98,000.00	\$46,675.00	\$130,000.00
TWO BULLS LLC, 55 WASHINGTON STREET, BROOKLYN, NY (https://www.google.com/maps/place/55%20WASHINGTON%20STREET,BROOKLYN,NY)	Graph	17	\$103,822.39	\$95,000.00	\$42,000.00	\$185,000.00
Totals	Graph	26	\$94,396.95	\$94,993.60	\$42,000.00	\$185,000.00

Latitude: 40.702699 Longitude: -73.993702

Employer Name/Employer Address	Graph	Count	Mean Wage	Median Wage	Lowest Wage	Highest Wage
CUTAWAY COLLECTIVE LLC, 17 OLD FULTON ST, BROOKLYN, NY (https://www.google.com/maps/place/17%20OLD%20FULTON%20ST,BROOKLYN,NY)	Graph	2	\$50,500.00	\$49,000.00	\$49,000.00	\$52,000.00
Totals	Graph	2	\$50,500.00	\$49,000.00	\$49,000.00	\$52,000.00

Employer Name/Worksite Address	Graph	Count	Mean Wage	Median Wage	Lowest Wage	Highest Wage
CUTAWAY COLLECTIVE LLC, 17 OLD FULTON ST, BROOKLYN, NY (https://www.google.com/maps/place/17%20OLD%20FULTON%20ST,BROOKLYN,NY)	Graph	2	\$50,500.00	\$49,000.00	\$49,000.00	\$52,000.00

Employer Name/Worksite Address	Graph	Count	Mean Wage	Median Wage	Lowest Wage	Highest Wage
Totals	Graph	2	\$50,500.00	\$49,000.00	\$49,000.00	\$52,000.00

Latitude: 40.702709 Longitude: -74.012526

Employer Name/Worksite Address	Graph	Count	Mean Wage	Median Wage	Lowest Wage	Highest Wage
WIPRO LIMITED, 1, NEW YORK PLAZA, NEW YORK, NY (https://www.google.com/maps/place/1,%20NEW%20YORK%20PLAZA,NEW%20YORK,NY)	Graph	10	\$71,781.00	\$71,781.00	\$71,781.00	\$71,781.00
Totals	Graph	10	\$71,781.00	\$71,781.00	\$71,781.00	\$71,781.00

Latitude: 40.702743 Longitude: -74.01281

Employer Name/Employer Address	Graph	Count	Mean Wage	Median Wage	Lowest Wage	Highest Wage
BLOGSTAR LLC, 2 WATER STREET, SUITE 16E, NEW YORK, NY (https://www.google.com/maps/place/2%20WATER%20STREET,%20SUITE%2016E,NEW%20YORK,NY)	Graph	1	\$100,000.00	\$100,000.00	\$100,000.00	\$100,000.00
INSILICUM, INC., 2 WATER STREET, NEW YORK, NY (https://www.google.com/maps/place/2%20WATER%20STREET,NEW%20YORK,NY)	Graph	1	\$60,000.00	\$60,000.00	\$60,000.00	\$60,000.00
NEW WONDER LLC, 2 WATER STREET, NEW YORK, NY (https://www.google.com/maps/place/2%20WATER%20STREET,NEW%20YORK,NY)	Graph	1	\$60,000.00	\$60,000.00	\$60,000.00	\$60,000.00
Totals	Graph	3	\$73,333.33	\$60,000.00	\$60,000.00	\$100,000.00

Employer Name/Worksite Address	Graph	Count	Mean Wage	Median Wage	Lowest Wage	Highest Wage
BLOGSTAR LLC, 2 WATER ST., SUITE 16E, NEW YORK, NY (https://www.google.com/maps/place/2%20WATER%20ST,%20SUITE%2016E,NEW%20YORK,NY)	Graph	1	\$100,000.00	\$100,000.00	\$100,000.00	\$100,000.00
NEW WONDER LLC, 2 WATER STREET, NEW YORK, NY (https://www.google.com/maps/place/2%20WATER%20STREET,NEW%20YORK,NY)	Graph	1	\$60,000.00	\$60,000.00	\$60,000.00	\$60,000.00
Totals	Graph	2	\$80,000.00	\$60,000.00	\$60,000.00	\$100,000.00

Latitude: 40.702758 Longitude: -74.012455

Employer Name/Employer Address	Graph	Count	Mean Wage	Median Wage	Lowest Wage	Highest Wage
ACCOUNTING RESEARCH AND ANALYTICS LLC, 1 NEW YORK PLAZA, NEW YORK, NY (https://www.google.com/maps/place/1%20NEW%20YORK%20PLAZA,NEW%20YORK,NY)	Graph	1	\$100,000.00	\$100,000.00	\$100,000.00	\$100,000.00
DAVIS BRODY BOND LLP, ONE NEW YORK PLAZA SUITE 4200, NEW YORK, NY (https://www.google.com/maps/place/ONE%20NEW%20YORK%20PLAZA%20SUITE%204200,NEW%20YORK,NY)	Graph	1	\$80,000.00	\$80,000.00	\$80,000.00	\$80,000.00
NATURE AMERICA, INC., ONE NEW YORK PLAZA, NEW YORK, NY (https://www.google.com/maps/place/ONE%20NEW%20YORK%20PLAZA,NEW%20YORK,NY)	Graph	2	\$67,278.50	\$67,000.00	\$67,000.00	\$67,000.00
REVLON CONSUMER PRODUCTS CORPORATION, ONE NEW YORK PLAZA, NEW YORK, NY (https://www.google.com/maps/place/ONE%20NEW%20YORK%20PLAZA,NEW%20YORK,NY)	Graph	3	\$140,311.00	\$125,000.00	\$108,202.00	\$140,311.00
FRIED, FRANK, HARRIS, SHRIVER & JACOBSON LLP, ONE NEW YORK PLAZA, NEW YORK, NY (https://www.google.com/maps/place/ONE%20NEW%20YORK%20PLAZA,NEW%20YORK,NY)	Graph	4	\$342,500.00	\$235,000.00	\$235,000.00	\$342,500.00
FULLBEAUTY BRANDS MANAGEMENT SERVICES, L.P., ONE NEW YORK PLAZA, NEW YORK, NY (https://www.google.com/maps/place/ONE%20NEW%20YORK%20PLAZA,NEW%20YORK,NY)	Graph	5	\$80,200.00	\$72,000.00	\$63,000.00	\$80,200.00
FRIED FRANK HARRIS SHRIVER & JACOBSON LLP, ONE NEW YORK PLAZA, NEW YORK, NY (https://www.google.com/maps/place/ONE%20NEW%20YORK%20PLAZA,NEW%20YORK,NY)	Graph	7	\$214,285.71	\$190,000.00	\$180,000.00	\$214,285.71
Totals	Graph	23	\$174,195.22	\$180,000.00	\$63,000.00	\$342,500.00

Employer Name/Worksite Address	Graph	Count	Mean Wage	Median Wage	Lowest Wage	Highest Wage
AIRYSOFT, INC., ONE NEW YORK PLAZA, NEW YORK, NY (https://www.google.com/maps/place/ONE%20NEW%20YORK%20%20PLAZA,NEW%20YORK,NY)	Graph	1	\$92,768.00	\$92,768.00	\$92,768.00	\$92,768.00

Employer Name/Worksite Address	Graph	Count	Mean Wage	Median Wage	Lowest Wage
DAVIS BRODY BOND LLP, ONE NEW YORK PLAZA SUITE 4200, NEW YORK, NY (https://www.google.com/maps/place/ONE%20NEW%20YORK%20PLAZA%20%20SUITE%204200,NEW%20YORK,NY)	Graph	1	\$80,000.00	\$80,000.00	\$80,000
OPTIMAL TECHNOLOGIES INC, 36TH FLOOR, 1 NEW YORK PLAZA, NEW YORK, NY (https://www.google.com/maps/place/36TH%20FLOOR,%201%20NEW%20YORK%20PLAZA,NEW%20YORK,NY)	Graph	1	\$70,221.00	\$70,221.00	\$70,221
PARAM CONSULTING SERVICES, INC, 1 NEW YORK PLAZA, NY, NY (https://www.google.com/maps/place/1%20NEW%20YORK%20PLAZA,NY,NY)	Graph	1	\$60,000.00	\$60,000.00	\$60,000
TECH MAHINDRA (AMERICAS),INC., 1 NEWYORK PLAZA, NEW YORK CITY, NY (https://www.google.com/maps/place/1%20NEWYORK%20PLAZA,NEW%20YORK%20CITY,NY)	Graph	1	\$86,653.00	\$86,653.00	\$86,653
YASHCO SYSTEMS, INC., 1 NEW YORK PLAZA, NEW YORK CITY, NY (https://www.google.com/maps/place/1%20NEW%20YORK%20PLAZA,NEW%20YORK%20CITY,NY)	Graph	1	\$72,800.00	\$72,800.00	\$72,800
Z DATA INC., 1 NEW YORK PLAZA, 9TH FLOOR, NEW YORK, NY (https://www.google.com/maps/place/1%20NEW%20YORK%20PLAZA,%209TH%20FLOOR,NEW%20YORK,NY)	Graph	1	\$125,000.00	\$125,000.00	\$125,000
DATA SOLUTIONS, INC., 1 NEW YORK PLAZA, NEW YORK, NY (https://www.google.com/maps/place/1%20%20NEW%20YORK%20PLAZA,NEW%20YORK,NY)	Graph	2	\$80,517.00	\$70,221.00	\$70,221
3EDGEUSA GROUP LLC, ONE NEW YORK PLAZA 36TH FLOOR, NEW YORK, NY (https://www.google.com/maps/place/ONE%20NEW%20YORK%20PLAZA%2036TH%20FLOOR,NEW%20YORK,NY)	Graph	3	\$100,000.00	\$100,000.00	\$100,000
TECH MAHINDRA (AMERICAS), INC., ONE NEW YORK PLAZA, SUITE 4500, NEW YORK, NY (https://www.google.com/maps/place/ONE%20NEW%20YORK%20PLAZA,%20SUITE%204500,NEW%20YORK,NY)	Graph	4	\$89,429.50	\$85,800.00	\$84,864
TECH MAHINDRA (AMERICAS),INC., 1 NEWYORK PLAZA, NEW YORK, NY (https://www.google.com/maps/place/1%20NEWYORK%20PLAZA,NEW%20YORK,NY)	Graph	9	\$81,841.33	\$84,864.00	\$75,796
ADEPT SCRIPTS INC, 1 NEW YORK PLAZA., NEW YORK, NY (https://www.google.com/maps/place/1%20NEW%20YORK%20PLAZA.,NEW%20YORK,NY)	Graph	11	\$68,213.55	\$65,645.00	\$65,000
INFOSYS LIMITED, 1 NEW YORK PLZ, NEW YORK, NY (https://www.google.com/maps/place/1%20NEW%20YORK%20PLZ,NEW%20YORK,NY)	Graph	27	\$83,963.67	\$84,864.00	\$65,000
NATURE AMERICA, INC., ONE NEW YORK PLAZA, NEW YORK, NY (https://www.google.com/maps/place/ONE%20NEW%20YORK%20PLAZA,NEW%20YORK,NY)	Graph	41	\$135,006.36	\$103,202.00	\$62,000
SVAM INTERNATIONAL INC., 1 NEW YORK PLAZA, NEW YORK, NY (https://www.google.com/maps/place/1%20NEW%20YORK%20PLAZA,NEW%20YORK,NY)	Graph	532	\$95,346.33	\$90,376.00	\$60,000
Totals	Graph	636	\$96,571.77	\$89,936.00	\$60,000

Latitude: 40.702767 Longitude: -73.99062

Employer Name/Employer Address	Graph	Count	Mean Wage	Median Wage	Lowest Wage	Highest Wage
APPLIED DRAWING ARCHITECTURE & DESIGN, 45 MAIN ST, BROOKLYN, NY (https://www.google.com/maps/place/45%20MAIN%20ST,BROOKLYN,NY)	Graph	1	\$40,000.00	\$40,000.00	\$40,000.00	\$40,000.00
ARAGON ADVERTISING LLC, 45 MAIN ST, BROOKLYN, NY (https://www.google.com/maps/place/45%20MAIN%20ST,BROOKLYN,NY)	Graph	1	\$53,165.00	\$53,165.00	\$53,165.00	\$53,165.00
ARAGON ADVERTISING, LLC, 45 MAIN STREET, BROOKLYN, NY (https://www.google.com/maps/place/45%20MAIN%20STREET,BROOKLYN,NY)	Graph	1	\$39,000.00	\$39,000.00	\$39,000.00	\$39,000.00
BACKSTAGE, LLC, 45 MAIN STREET, BROOKLYN, NY (https://www.google.com/maps/place/45%20MAIN%20STREET,BROOKLYN,NY)	Graph	1	\$55,000.00	\$55,000.00	\$55,000.00	\$55,000.00
BIG SPACESHIP LLC, 45 MAIN STREET, BROOKLYN, NY (https://www.google.com/maps/place/45%20MAIN%20STREET,BROOKLYN,NY)	Graph	1	\$94,000.00	\$94,000.00	\$94,000.00	\$94,000.00
COBURN ARCHITECTURE, PC, 45 MAIN ST, BROOKLYN, NY (https://www.google.com/maps/place/45%20MAIN%20ST,BROOKLYN,NY)	Graph	1	\$80,000.00	\$80,000.00	\$80,000.00	\$80,000.00
COMPLETE ENTERTAINMENT RESOURCES, LLC, 45 MAIN STREET, BROOKLYN, NY (https://www.google.com/maps/place/45%20MAIN%20STREET,BROOKLYN,NY)	Graph	1	\$70,000.00	\$70,000.00	\$70,000.00	\$70,000.00
MINDBODYGREEN, LLC, 45 MAIN STREET, BROOKLYN, NY (https://www.google.com/maps/place/45%20MAIN%20STREET,BROOKLYN,NY)	Graph	1	\$71,000.00	\$71,000.00	\$71,000.00	\$71,000.00
NANDINEE PHOOKAN ARCHITECT, P.C., 45 MAIN STREET, SUITE 620, BROOKLYN, NY (https://www.google.com/maps/place/45%20MAIN%20STREET,%20SUITE%20620,BROOKLYN,NY)	Graph	1	\$50,000.00	\$50,000.00	\$50,000.00	\$50,000.00
SMALLPLANET DIGITAL, LLC, 45 MAIN ST., #510, BROOKLYN, NY (https://www.google.com/maps/place/45%20MAIN%20ST.,%20#510,BROOKLYN,NY)	Graph	1	\$90,000.00	\$90,000.00	\$90,000.00	\$90,000.00
TWO TREES MANAGEMENT CO LLC, 45 MAIN STREET, BROOKLYN, NY (https://www.google.com/maps/place/45%20MAIN%20STREET,BROOKLYN,NY)	Graph	1	\$70,000.00	\$70,000.00	\$70,000.00	\$70,000.00

Employer Name/Employer Address	Graph	Count	Mean Wage	Median Wage	Lowest Wage	Highest Wage
VOLLEY STUDIO LLC, 45 MAIN STREET, BROOKLYN, NY (https://www.google.com/maps/place/45%20MAIN%20STREET,BROOKLYN,NY)	Graph	1	\$56,500.00	\$56,500.00	\$56,500.00	\$56,500.00
NANDINEE PHOOKAN, ARCHITECT, P.C., 45 MAIN STREET, SUITE 620, BROOKLYN, NY (https://www.google.com/maps/place/45%20MAIN%20STREET,%20SUITE%20620,BROOKLYN,NY)	Graph	2	\$53,000.00	\$50,000.00	\$50,000.00	\$56,000.00
TUNECORE, INC., 45 MAIN STREET, BROOKLYN, NY (https://www.google.com/maps/place/45%20MAIN%20STREET,BROOKLYN,NY)	Graph	2	\$102,679.00	\$55,744.00	\$55,744.00	\$149,614.00
HUGE, LLC, 45 MAIN STREET, 3RD FLOOR, BROOKLYN, NY (https://www.google.com/maps/place/45%20MAIN%20STREET,%203RD%20FLOOR,BROOKLYN,NY)	Graph	3	\$95,000.00	\$95,000.00	\$90,000.00	\$100,000.00
ZIPARI, INC., 45 MAIN STREET, BROOKLYN, NY (https://www.google.com/maps/place/45%20MAIN%20STREET,BROOKLYN,NY)	Graph	6	\$143,453.00	\$140,000.00	\$110,718.00	\$175,000.00
HUGE, LLC, 45 MAIN STREET, BROOKLYN, NY (https://www.google.com/maps/place/45%20MAIN%20STREET,BROOKLYN,NY)	Graph	7	\$94,857.14	\$90,000.00	\$47,000.00	\$160,000.00
Totals	Graph	32	\$90,304.41	\$80,000.00	\$39,000.00	\$175,000.00

Employer Name/Worksite Address	Graph	Count	Mean Wage	Median Wage	Lowest Wage	Highest Wage
BATEMAN GROUP, INC., 45 MAIN STREET, SUITE 617, BROOKLYN, NY (https://www.google.com/maps/place/45%20MAIN%20STREET,%20SUITE%20617,BROOKLYN,NY)	Graph	1	\$90,000.00	\$90,000.00	\$90,000.00	\$90,000.00
INDUSTRY INDEX, LLC, 45 MAIN STREET, SUITE 1018, BROOKLYN, NY (https://www.google.com/maps/place/45%20MAIN%20STREET,%20SUITE%201018,BROOKLYN,NY)	Graph	1	\$47,500.00	\$47,500.00	\$47,500.00	\$47,500.00
SMALLPLANET DIGITAL, LLC, 45 MAIN ST., #510, BROOKLYN, NY (https://www.google.com/maps/place/45%20MAIN%20ST.,%20#510,BROOKLYN,NY)	Graph	1	\$90,000.00	\$90,000.00	\$90,000.00	\$90,000.00
THE NEW YORK TIMES COMPANY, 45 MAIN STREET #842, BROOKLYN, NY (https://www.google.com/maps/place/45%20MAIN%20STREET%20#842,BROOKLYN,NY)	Graph	1	\$70,000.00	\$70,000.00	\$70,000.00	\$70,000.00
HUGE, LLC, 45 MAIN STREET, 3RD FLOOR, BROOKLYN, NY (https://www.google.com/maps/place/45%20MAIN%20STREET,%203RD%20FLOOR,BROOKLYN,NY)	Graph	3	\$95,000.00	\$95,000.00	\$90,000.00	\$100,000.00
NANDINEE PHOOKAN ARCHITECT, P.C., 45 MAIN STREET, SUITE 620, BROOKLYN, NY (https://www.google.com/maps/place/45%20MAIN%20STREET,%20SUITE%20620,BROOKLYN,NY)	Graph	3	\$52,000.00	\$50,000.00	\$50,000.00	\$56,000.00
COBURN ARCHITECTURE, PC, 45 MAIN ST, BROOKLYN, NY (https://www.google.com/maps/place/45%20MAIN%20ST,BROOKLYN,NY)	Graph	9	\$114,875.89	\$125,000.00	\$40,000.00	\$175,000.00
HUGE, LLC, 45 MAIN STREET, BROOKLYN, NY (https://www.google.com/maps/place/45%20MAIN%20STREET,BROOKLYN,NY)	Graph	16	\$82,803.63	\$70,000.00	\$39,000.00	\$160,000.00
Totals	Graph	35	\$88,492.60	\$80,000.00	\$39,000.00	\$175,000.00

Latitude: 40.702768 Longitude: -74.011381

Employer Name/Employer Address	Graph	Count	Mean Wage	Median Wage	Lowest Wage	Highest Wage
INTERNATIONAL AIDS VACCINE INITIATIVE (IAVI), 125 BROAD STREET, NEW YORK, NY (https://www.google.com/maps/place/125%20BROAD%20STREET,NEW%20YORK,NY)	Graph	1	\$112,322.79	\$112,322.79	\$112,322.79	\$112,322.79
SULLIVAN & CROMWELL LLP, 125 BROAD ST., NEW YORK, NY (https://www.google.com/maps/place/125%20BROAD%20ST.,NEW%20YORK,NY)	Graph	1	\$180,000.00	\$180,000.00	\$180,000.00	\$180,000.00
SULLIVAN AND CROMWELL LLP, 125 BROAD STREET, NEW YORK, NY (https://www.google.com/maps/place/125%20BROAD%20STREET,NEW%20YORK,NY)	Graph	4	\$235,000.00	\$235,000.00	\$235,000.00	\$235,000.00
TMP WORLDWIDE ADVERTISING & COMMUNICATIONS, LLC, 125 BROAD STREET, NEW YORK, NY (https://www.google.com/maps/place/125%20BROAD%20STREET,NEW%20YORK,NY)	Graph	4	\$84,806.75	\$79,227.00	\$60,000.00	\$115,000.00
SULLIVAN & CROMWELL LLP, 125 BROAD STREET, NEW YORK, NY (https://www.google.com/maps/place/125%20BROAD%20STREET,NEW%20YORK,NY)	Graph	27	\$199,074.07	\$180,000.00	\$180,000.00	\$280,000.00
Totals	Graph	37	\$187,744.59	\$180,000.00	\$60,000.00	\$280,000.00

Employer Name/Worksite Address	Graph	Count	Mean Wage	Median Wage	Lowest Wage	Highest Wage
AECOM TECHNICAL SERVICES, INC., 125 BROAD STREET, FLOOR 16, NEW YORK CITY, NY (https://www.google.com/maps/place/125%20BROAD%20STREET,%20FLOOR%2016,NEW%20YORK%20CITY,NY)	Graph	1	\$53,000.00	\$53,000.00	\$53,000.00	\$53,000.00

Employer Name/Worksite Address	Graph	Count	Mean Wage	Median Wage	Lowest Wage	Me
CAVALIER IT INC., 125 BOARD ST, NEW YORK, NY (https://www.google.com/maps/place/125%20BOARD%20ST,NEW%20YORK,NY)	Graph	1	\$60,000.00	\$60,000.00	\$60,000.00	\$
SULLIVAN & CROMWELL LLP, 125 BROAD ST., NEW YORK, NY (https://www.google.com/maps/place/125%20BROAD%20ST.,NEW%20YORK,NY)	Graph	5	\$191,000.00	\$180,000.00	\$180,000.00	\$:
MINDTREE LIMITED, 125 BROAD ST, NEW YORK, NY (https://www.google.com/maps/place/125%20BROAD%20ST,NEW%20YORK,NY)	Graph	46	\$71,767.96	\$60,000.00	\$60,000.00	\$
TMP WORLDWIDE ADVERTISING & COMMUNICATIONS, LLC, 125 BROAD STREET, NEW YORK, NY (https://www.google.com/maps/place/125%20BROAD%20STREET,NEW%20YORK,NY)	Graph	46	\$154,091.17	\$180,000.00	\$54,100.00	\$:
Totals	Graph	99	\$115,732.52	\$86,653.00	\$53,000.00	\$:

Latitude: 40.702885 Longitude: -74.009835

Employer Name/Employer Address	Graph	Count	Mean Wage	Median Wage	Lowest Wage	Highest Wage
LADDERS, INC., 55 WATER ST, FL 51, NEW YORK, NY (https://www.google.com/maps/place/55%20WATER%20ST,%20FL%2051,NEW%20YORK,NY)	Graph	1	\$125,000.00	\$125,000.00	\$125,000.00	\$125,000.00
STANDARD & POOR'S FINANCIAL SERVICES LLC, 55 WATER STREET 42-E5019, NEW YORK, NY (https://www.google.com/maps/place/55%20WATER%20STREET%2042-E5019,NEW%20YORK,NY)	Graph	30	\$108,491.87	\$110,000.00	\$85,000.00	\$150,000.00
Totals	Graph	31	\$109,024.39	\$112,000.00	\$85,000.00	\$150,000.00

Employer Name/Worksite Address	Graph	Count	Mean Wage	Me
AMERICAN UNIT, INC, NYCDOT, NEW YORK, NY (https://www.google.com/maps/place/NYCDOT,NEW%20YORK,NY)	Graph	1	\$70,221.00	\$70,2
CYBERTHINK INC, 55 WATER STREET, 23 FLOOR, NEW YORK, NY (https://www.google.com/maps/place/55%20WATER%20STREET,%2023%20FLOOR,NEW%20YORK,NY)	Graph	1	\$91,000.00	\$91,C
FXCM GLOBAL SERVICES LLC, 55 WATER STREET, NEW YORK, NY (https://www.google.com/maps/place/55%20WATER%20STREET,NEW%20YORK,NY)	Graph	1	\$66,000.00	\$66,C
GFINET INC., GFINET INC., NEW YORK, NY (https://www.google.com/maps/place/GFINET%20INC.,NEW%20YORK,NY)	Graph	1	\$135,000.00	\$135,i
HERMITAGE INFOTECH, LLC, 55 WATER ST, 24 TH FLOOR, NEW YORK, NY (https://www.google.com/maps/place/55%20WATER%20ST,%2024%20TH%20FLOOR,NEW%20YORK,NY)	Graph	1	\$64,813.00	\$64,E
INTONE NETWORKS INC., EMBLEMHEALTH, NEW YORK, NY (https://www.google.com/maps/place/EMBLEMHEALTH,NEW%20YORK,NY)	Graph	1	\$100,000.00	\$100,i
LADDERS, INC., 55 WATER ST., 51ST FLOOR, NEW YORK, NY (https://www.google.com/maps/place/55%20WATER%20ST.,%2051ST%20FLOOR,NEW%20YORK,NY)	Graph	1	\$125,000.00	\$125,i
LARSEN & TOUBRO INFOTECH LIMITED, S&P, 55 WATER STREET., NEW YORK CITY, NY (https://www.google.com/maps/place/S%26P%2055%20WATER%20STREET.,NEW%20YORK%20CITY,NY)	Graph	1	\$125,000.00	\$125,i
PAMTEN, INC., S&P GLOBAL, NEW YORK, NY (https://www.google.com/maps/place/S%26P%20GLOBAL,NEW%20YORK,NY)	Graph	1	\$125,000.00	\$125,i
RAMPS INTERNATIONAL, INC, TEACHERS RETIREMENT SYSTEM OF THE CITY OF NY, NEW YORK, NY (https://www.google.com/maps/place/TEACHERS%20RETIREMENT%20SYSTEM%20OF%20THE%20CITY%20OF%20NY,NEW%20YORK,NY)	Graph	1	\$100,000.00	\$100,i
SAGITEC SOLUTIONS LLC, TRS, NEW YORK, NY (https://www.google.com/maps/place/TRS,NEW%20YORK,NY)	Graph	1	\$92,000.00	\$92,C
SAGITEC SOLUTIONS, LLC, TEACHERS RETIREMENT SYSTEM OF NEW YORK CITY, NEW YORK, NY (https://www.google.com/maps/place/TEACHERS%20RETIREMENT%20SYSTEM%20OF%20NEW%20YORK%20CITY,NEW%20YORK,NY)	Graph	1	\$95,000.00	\$95,C
SARAS AMERICA INC., NEW YORK CITY HEALTH AND HOSPITALS CORPORATION, NEW YORK, NY (https://www.google.com/maps/place/NEW%20YORK%20CITY%20HEALTH%20AND%20HOSPITALS%20CORPORATION,NEW%20YORK,NY)	Graph	1	\$70,000.00	\$70,C
SHARP DECISIONS, INC., TEACHERS RETIREMENT SYSTEM (TRS), NEW YORK, NY (https://www.google.com/maps/place/TEACHERS%20RETIREMENT%20SYSTEM%20(TRS),NEW%20YORK,NY)	Graph	1	\$118,560.00	\$118,i
SV IT INC, NEW YORK CITY HEALTH+HOSPITALS, NEW YORK, NY (https://www.google.com/maps/place/NEW%20YORK%20CITY%20HEALTH+HOSPITALS,NEW%20YORK,NY)	Graph	1	\$120,000.00	\$120,i
SVT, INC, BGC TECHNOLOGY MARKETS, LP, NEW YORK, NY (https://www.google.com/maps/place/BGC%20TECHNOLOGY%20MARKETS,%20LP,NEW%20YORK,NY)	Graph	1	\$48,000.00	\$48,C
SYNAPSIS INC, S&P GLOBAL 55 WATER STREET, NEW YORK, NY (https://www.google.com/maps/place/S%26P%20GLOBAL%2055%20WATER%20STREET,NEW%20YORK,NY)	Graph	1	\$90,000.00	\$90,C
THOUGHTWAVE SOFTWARE AND SOLUTIONS INC, 55, WATERSTREET, NEW YORK, NY (https://www.google.com/maps/place/55,%20WATERSTREET,NEW%20YORK,NY)	Graph	1	\$124,800.00	\$124,i

Employer Name/Worksite Address	Graph	Count	Mean Wage	Me W
VEDICSOFT SOLUTIONS LLC, NYC DOT, NEW YORK, NY (https://www.google.com/maps/place/NYC%20DOT,NEW%20YORK,NY)	Graph	1	\$73,445.00	\$73,4
CITADEL INFORMATION SERVICES INC., EMBLEM HEALTH, NEW YORK, NY (https://www.google.com/maps/place/EMBLEM%20HEALTH,NEW%20YORK,NY)	Graph	2	\$67,881.00	\$65,0
EMBLEMHEALTH SERVICES CO., LLC, EMBLEMHEALTH, INC., NEW YORK, NY (https://www.google.com/maps/place/EMBLEMHEALTH,%20INC.,NEW%20YORK,NY)	Graph	2	\$98,000.00	\$98,0
GDS PUBLISHING INC, GDS PUBLISHING INC, 55 WATER STREET, NEW YORK, NY (https://www.google.com/maps/place/GDS%20PUBLISHING%20INC,%2055%20WATER%20STREET,NEW%20YORK,NY)	Graph	2	\$80,000.00	\$80,0
CANTOR FITZGERALD, LP, CANTOR FITZGERALD LP, NEW YORK, NY (https://www.google.com/maps/place/CANTOR%20FITZGERALD%20LP,NEW%20YORK,NY)	Graph	4	\$110,562.50	\$122,;
GFI SECURITIES LLC, GFI SECURITIES LLC, NEW YORK, NY (https://www.google.com/maps/place/GFI%20SECURITIES%20LLC,NEW%20YORK,NY)	Graph	5	\$125,400.00	\$150,0
VERANS BUSINESS SOLUTIONS, INC, STANDARD & POORS, NEW YORK, NY (https://www.google.com/maps/place/STANDARD%20%26%20POORS,NEW%20YORK,NY)	Graph	7	\$65,000.00	\$65,0
Totals	Graph	41	\$93,898.80	\$90,0

Latitude: 40.702935 Longitude: -73.986724

Employer Name/Employer Address	Graph	Count	Mean Wage	Median Wage	Lowest Wage	Highest Wage
AHALIFE HOLDINGS, INC., 68 JAY STREET, BROOKLYN, NY (https://www.google.com/maps/place/68%20JAY%20STREET,BROOKLYN,NY)	Graph	1	\$220,000.00	\$220,000.00	\$220,000.00	\$220,000.00
BLUE CHALK MEDIA LLC, 68 JAY STREET, BROOKLYN, NY (https://www.google.com/maps/place/68%20JAY%20STREET,BROOKLYN,NY)	Graph	1	\$50,000.00	\$50,000.00	\$50,000.00	\$50,000.00
HUSH STUDIOS, INC, 68 JAY STREET, BROOKLYN, NY (https://www.google.com/maps/place/68%20JAY%20STREET,BROOKLYN,NY)	Graph	1	\$41,600.00	\$41,600.00	\$41,600.00	\$41,600.00
N ARCHITECTS PLLC, 68 JAY STREET SUITE 317, BROOKLYN, NY (https://www.google.com/maps/place/68%20JAY%20STREET%20SUITE%20317,BROOKLYN,NY)	Graph	1	\$70,000.00	\$70,000.00	\$70,000.00	\$70,000.00
OPERA STUDIO ARCHITECTURE, LLC, 68 JAY STREET, SUITE 908, BROOKLYN, NY (https://www.google.com/maps/place/68%20JAY%20STREET,%20SUITE%20908,BROOKLYN,NY)	Graph	1	\$50,000.00	\$50,000.00	\$50,000.00	\$50,000.00
PERSAK & WURMFELD INC., 68 JAY STREET, BROOKLYN, NY (https://www.google.com/maps/place/68%20JAY%20STREET,BROOKLYN,NY)	Graph	1	\$62,000.00	\$62,000.00	\$62,000.00	\$62,000.00
RSVP ARCHITECTURE STUDIO PLLC, 68 JAY STREET SUITE 306, BROOKLYN, NY (https://www.google.com/maps/place/68%20JAY%20STREET%20SUITE%20306,BROOKLYN,NY)	Graph	1	\$50,000.00	\$50,000.00	\$50,000.00	\$50,000.00
STUDIO TEKA DESIGN, LLC, 68 JAY STREET, SUITE 412, BROOKLYN, NY (https://www.google.com/maps/place/68%20JAY%20STREET,%20SUITE%20412,BROOKLYN,NY)	Graph	1	\$41,454.40	\$41,454.40	\$41,454.40	\$41,454.40
STUDIOTEKA DESIGN LLC, 68 JAY STREET, BROOKLYN, NY (https://www.google.com/maps/place/68%20JAY%20STREET,BROOKLYN,NY)	Graph	1	\$41,454.40	\$41,454.40	\$41,454.40	\$41,454.40
MARCH MADE LLC, 68 JAY STREET SUITE 302, BROOKLYN, NY (https://www.google.com/maps/place/68%20JAY%20STREET%20SUITE%20302,BROOKLYN,NY)	Graph	2	\$60,000.00	\$60,000.00	\$60,000.00	\$60,000.00
BLANK SLATE FACTORY, INC., 68 JAY STREET, BROOKLYN, NY (https://www.google.com/maps/place/68%20JAY%20STREET,BROOKLYN,NY)	Graph	3	\$83,333.33	\$90,000.00	\$70,000.00	\$90,000.00
Totals	Graph	14	\$71,179.20	\$60,000.00	\$41,454.40	\$220,000.00

Employer Name/Worksite Address	Graph	Count	Mean Wage	Median Wage	Lowest Wage	Highest Wage
N ARCHITECTS PLLC, 68 JAY STREET SUITE 317, NEW YORK, NY (https://www.google.com/maps/place/68%20JAY%20STREET%20SUITE%20317,NEW%20YORK,NY)	Graph	1	\$70,000.00	\$70,000.00	\$70,000.00	\$70,000.00
OPERA STUDIO ARCHITECTURE, LLC, 68 JAY STREET SUITE 908, BROOKLYN, NY (https://www.google.com/maps/place/68%20JAY%20STREET%20SUITE%20908,BROOKLYN,NY)	Graph	1	\$50,000.00	\$50,000.00	\$50,000.00	\$50,000.00
RSVP ARCHITECTURE STUDIO PLLC, 68 JAY STREET SUITE 306, BROOKLYN, NY (https://www.google.com/maps/place/68%20JAY%20STREET%20SUITE%20306,BROOKLYN,NY)	Graph	1	\$50,000.00	\$50,000.00	\$50,000.00	\$50,000.00
STUDIO TEKA DESIGN, LLC, 68 JAY STREET, SUITE 412, BROOKLYN, NY (https://www.google.com/maps/place/68%20JAY%20STREET,%20SUITE%20412,BROOKLYN,NY)	Graph	1	\$41,454.40	\$41,454.40	\$41,454.40	\$41,454.40
MARCH MADE LLC, 68 JAY STREET SUITE 302, BROOKLYN, NY (https://www.google.com/maps/place/68%20JAY%20STREET%20SUITE%20302,BROOKLYN,NY)	Graph	2	\$60,000.00	\$60,000.00	\$60,000.00	\$60,000.00

Employer Name/Worksite Address	Graph	Count	Mean Wage	Median Wage	Lowest Wage	Highest Wage
BLUE CHALK MEDIA LLC, 68 JAY STREET, BROOKLYN, NY (https://www.google.com/maps/place/68%20JAY%20STREET,BROOKLYN,NY)	Graph	6	\$80,370.40	\$50,000.00	\$41,454.40	\$220,000.00
Totals	Graph	12	\$67,806.40	\$50,000.00	\$41,454.40	\$220,000.00

Latitude: 40.702952 Longitude: -73.98427

Employer Name/Employer Address	Graph	Count	Mean Wage	Median Wage	Lowest Wage	Highest Wage
WORKANDCO INTERNATIONAL, INC., 244 WATER STREET, BROOKLYN, NY (https://www.google.com/maps/place/244%20WATER%20STREET,BROOKLYN,NY)	Graph	4	\$132,500.00	\$130,000.00	\$120,000.00	\$150,000.00
WORKANDCO INTERNATIONAL INC., 244 WATER STREET, BROOKLYN, NY (https://www.google.com/maps/place/244%20WATER%20STREET,BROOKLYN,NY)	Graph	6	\$148,333.33	\$130,000.00	\$70,000.00	\$300,000.00
Totals	Graph	10	\$142,000.00	\$130,000.00	\$70,000.00	\$300,000.00

Employer Name/Worksite Address	Graph	Count	Mean Wage	Median Wage	Lowest Wage	Highest Wage
WORKANDCO INTERNATIONAL, INC., 244 WATER STREET, BROOKLYN, NY (https://www.google.com/maps/place/244%20WATER%20STREET,BROOKLYN,NY)	Graph	10	\$142,000.00	\$130,000.00	\$70,000.00	\$300,000.00
Totals	Graph	10	\$142,000.00	\$130,000.00	\$70,000.00	\$300,000.00

Latitude: 40.702977 Longitude: -73.984983

Employer Name/Worksite Address	Graph	Count	Mean Wage	Median Wage	Lowest Wage	Highest Wage
LAURA CHENEL'S CHEVRE, INC., 220 WATER STREET, BROOKLYN, NY (https://www.google.com/maps/place/220%20WATER%20STREET,BROOKLYN,NY)	Graph	1	\$100,000.00	\$100,000.00	\$100,000.00	\$100,000.00
Totals	Graph	1	\$100,000.00	\$100,000.00	\$100,000.00	\$100,000.00

Latitude: 40.702993 Longitude: -74.011646

Employer Name/Employer Address	Graph	Count	Mean Wage	Median Wage	Lowest Wage	Highest Wage
DAILY NEWS, L.P., 4 NEW YORK PLAZA, NEW YORK, NY (https://www.google.com/maps/place/4%20NEW%20YORK%20PLAZA,NEW%20YORK,NY)	Graph	2	\$58,750.00	\$57,500.00	\$57,500.00	\$60,000.00
Totals	Graph	2	\$58,750.00	\$57,500.00	\$57,500.00	\$60,000.00

Employer Name/Worksite Address	Graph	Count	Mean Wage	Median Wage
DATA WAREHOUSE LABS INC, 4 NEW YORK PLZ,, NY, NY (https://www.google.com/maps/place/4%20NEW%20YORK%20PLZ,,NY,NY)	Graph	1	\$66,000.00	\$66,000.00
JPMORGAN CHASE & CO., JPMORGAN CHASE & CO., 4 NEW YORK PLAZA, NEW YORK, NY (https://www.google.com/maps/place/JPMORGAN%20CHASE%20%26%20CO.,%204%20NEW%20YORK%20PLAZA,NEW%20YORK,NY)	Graph	1	\$75,000.00	\$75,000.00
SVV INFOTECH, INC, 4 NEWYORK PLAZA, NEW YORK, NY (https://www.google.com/maps/place/4%20NEWYORK%20PLAZA,NEW%20YORK,NY)	Graph	1	\$72,000.00	\$72,000.00
MPHASIS CORPORATION, JPMC, NEW YORK, NY (https://www.google.com/maps/place/JPMC,NEW%20YORK,NY)	Graph	20	\$71,781.00	\$71,781.00
MPHASIS CORPORATION, 4 NEW YORK PLZ, NEW YORK, NY (https://www.google.com/maps/place/4%20NEW%20YORK%20PLZ,NEW%20YORK,NY)	Graph	60	\$74,457.00	\$75,795.00
MPHASIS CORPORATION, JPMC; 4 NEW YORK PLAZA, NEW YORK, NY (https://www.google.com/maps/place/JPMC;%204%20NEW%20YORK%20PLAZA,NEW%20YORK,NY)	Graph	80	\$77,895.75	\$75,795.00
JPMORGAN CHASE & CO., 4 NEW YORK PLAZA, NEW YORK, NY (https://www.google.com/maps/place/4%20NEW%20YORK%20PLAZA,NEW%20YORK,NY)	Graph	212	\$80,722.87	\$83,375.00
Totals	Graph	375	\$78,562.53	\$75,795.00

Latitude: 40.703025 Longitude: -74.011

Employer Name/Worksite Address	Graph	Count	Mean Wage	Median Wage	Lowest Wage	Highest Wage
COMPUNNEL SOFTWARE GROUP, INC., 55 WATER ST, NEW YORK, NY (https://www.google.com/maps/place/55%20WATER%20ST,NEW%20YORK,NY)	Graph	1	\$81,000.00	\$81,000.00	\$81,000.00	\$81,000.00
KEYPIXEL SOFTWARE SOLUTIONS LLC, 55 WATER STREET, NEW YORK, NY (https://www.google.com/maps/place/55%20WATER%20STREET,NEW%20YORK,NY)	Graph	4	\$71,817.00	\$60,000.00	\$60,000.00	\$92,768.00
Totals	Graph	5	\$73,653.60	\$74,500.00	\$60,000.00	\$92,768.00

Latitude: 40.703068 Longitude: -73.588855

Employer Name/Worksite Address	Graph	Count	Mean Wage	Median Wage	Lowest Wage	Highest Wage
WINTHROP UNIVERSITY HOSPITAL, 755 HEMPSTEAD TURNPIKE, UNIONDALE, NY (https://www.google.com/maps/place/755%20HEMPSTEAD%20TURNPIKE,UNIONDALE,NY)	Graph	1	\$72,149.00	\$72,149.00	\$72,149.00	\$72,149.00
Totals	Graph	1	\$72,149.00	\$72,149.00	\$72,149.00	\$72,149.00

Latitude: 40.703211 Longitude: -73.988464

Employer Name/Employer Address	Graph	Count	Mean Wage	Median Wage	Lowest Wage	Highest Wage
BIG FOUR, LLC, 155 WATER STREET, BROOKLYN, NY (https://www.google.com/maps/place/155%20WATER%20STREET,BROOKLYN,NY)	Graph	1	\$47,590.40	\$47,590.40	\$47,590.40	\$47,590.40
MADECASSE LLC, 155 WATER STREET, BROOKLYN, NY (https://www.google.com/maps/place/155%20WATER%20STREET,BROOKLYN,NY)	Graph	1	\$39,000.00	\$39,000.00	\$39,000.00	\$39,000.00
PASSION PASSPORT LLC, 155 WATER STREET, BROOKLYN, NY (https://www.google.com/maps/place/155%20WATER%20STREET,BROOKLYN,NY)	Graph	1	\$28,516.80	\$28,516.80	\$28,516.80	\$28,516.80
PRODUCTIONPRO TECHNOLOGIES INC., 155 WATER STREET, BROOKLYN, NY (https://www.google.com/maps/place/155%20WATER%20STREET,BROOKLYN,NY)	Graph	1	\$62,400.00	\$62,400.00	\$62,400.00	\$62,400.00
TEA & WATER LLC, 155 WATER ST, BROOKLYN, NY (https://www.google.com/maps/place/155%20WATER%20ST,BROOKLYN,NY)	Graph	1	\$30,000.00	\$30,000.00	\$30,000.00	\$30,000.00
MCLOUD ASSOCIATES INC, 155 WATER ST, BROOKLYN, NY (https://www.google.com/maps/place/155%20WATER%20ST,BROOKLYN,NY)	Graph	2	\$80,080.00	\$80,080.00	\$80,080.00	\$80,080.00
Totals	Graph	7	\$52,523.89	\$47,590.40	\$28,516.80	\$80,080.00

Employer Name/Worksite Address	Graph	Count	Mean Wage	Median Wage	Lowest Wage	Highest Wage
PIXLEE, INC., 155 WATER ST, SUITE 36, BROOKLYN, NY (https://www.google.com/maps/place/155%20WATER%20ST,%20SUITE%2036,BROOKLYN,NY)	Graph	1	\$120,000.00	\$120,000.00	\$120,000.00	\$120,000.00
MCLOUD ASSOCIATES INC, 155 WATER ST, BROOKLYN, NY (https://www.google.com/maps/place/155%20WATER%20ST,BROOKLYN,NY)	Graph	3	\$63,386.67	\$80,080.00	\$30,000.00	\$80,080.00
PRODUCTIONPRO TECHNOLOGIES INC., 155 WATER STREET, BROOKLYN, NY (https://www.google.com/maps/place/155%20WATER%20STREET,BROOKLYN,NY)	Graph	3	\$46,169.07	\$47,590.40	\$28,516.80	\$62,400.00
Totals	Graph	7	\$64,095.31	\$62,400.00	\$28,516.80	\$120,000.00

Latitude: 40.70331 Longitude: -74.01298

Employer Name/Employer Address	Graph	Count	Mean Wage	Median Wage	Lowest Wage	Highest Wage
IQADNET LLC, 33 WHITEHALL STREET, NEW YORK, NY (https://www.google.com/maps/place/33%20WHITEHALL%20STREET,NEW%20YORK,NY)	Graph	1	\$55,765.00	\$55,765.00	\$55,765.00	\$55,765.00
OIKOS NETWORKS, INC., 33 WHITEHALL STREET, NEW YORK, NY (https://www.google.com/maps/place/33%20WHITEHALL%20STREET,NEW%20YORK,NY)	Graph	1	\$61,734.00	\$61,734.00	\$61,734.00	\$61,734.00
FLUENT, LLC., 33 WHITEHALL STREET, NEW YORK, NY (https://www.google.com/maps/place/33%20WHITEHALL%20STREET,NEW%20YORK,NY)	Graph	2	\$49,082.50	\$45,000.00	\$45,000.00	\$53,165.00

Employer Name/Employer Address	Graph	Count	Mean Wage	Median Wage	Lowest Wage	Highest Wage
FITCH RATINGS, INC., 33 WHITEHALL STREET, NEW YORK, NY (https://www.google.com/maps/place/33%20WHITEHALL%20STREET,NEW%20YORK,NY)	Graph	9	\$111,900.00	\$110,300.00	\$70,000.00	\$165,000.00
Totals	Graph	13	\$94,058.77	\$81,500.00	\$45,000.00	\$165,000.00

Employer Name/Worksite Address	Graph	Count	Mean Wage	Median Wage	Lowest Wage	Highest Wage
DATA S SOLUTIONS, LLC, 33 WHITEHALL ST, NEW YORK CITY, NY (https://www.google.com/maps/place/33%20WHITEHALL%20ST,NEW%20YORK%20CITY,NY)	Graph	3	\$60,000.00	\$60,000.00	\$60,000.00	\$60,000.00
IT IDEOLOGY LLC, 33 WHITEHALL ST, NEW YORK, NY (https://www.google.com/maps/place/33%20WHITEHALL%20ST,NEW%20YORK,NY)	Graph	13	\$72,110.08	\$70,221.00	\$70,221.00	\$90,000.00
FITCH RATINGS, INC., 33 WHITEHALL STREET, NEW YORK, NY (https://www.google.com/maps/place/33%20WHITEHALL%20STREET,NEW%20YORK,NY)	Graph	25	\$86,004.98	\$75,000.00	\$45,000.00	\$165,000.00
Totals	Graph	41	\$79,696.48	\$70,221.00	\$45,000.00	\$165,000.00

Latitude: 40.703358 Longitude: -73.992112

Employer Name/Worksite Address	Graph	Count	Mean Wage	Median Wage	Lowest Wage	Highest Wage
247 GROUP LLC, 55 WATER STREET, NEW YORK, NY (https://www.google.com/maps/place/55%20WATER%20STREET,NEW%20YORK,NY)	Graph	4	\$114,593.75	\$91,875.00	\$90,000.00	\$140,000.00
WILLIAMS-SONOMA, INC., 55 WATER STREET, BROOKLYN, NY (https://www.google.com/maps/place/55%20WATER%20STREET,BROOKLYN,NY)	Graph	10	\$151,107.40	\$140,000.00	\$73,091.00	\$350,000.00
Totals	Graph	14	\$140,674.93	\$136,500.00	\$73,091.00	\$350,000.00

Latitude: 40.703363 Longitude: -73.992264

Employer Name/Employer Address	Graph	Count	Mean Wage	Median Wage	Lowest Wage	Highest Wage
ST. ANN'S WAREHOUSE, INC., 45 WATER STREET, BROOKLYN, NY (https://www.google.com/maps/place/45%20WATER%20STREET,BROOKLYN,NY)	Graph	1	\$56,000.00	\$56,000.00	\$56,000.00	\$56,000.00
Totals	Graph	1	\$56,000.00	\$56,000.00	\$56,000.00	\$56,000.00

Employer Name/Worksite Address	Graph	Count	Mean Wage	Median Wage	Lowest Wage	Highest Wage
ST. ANN'S WAREHOUSE, INC., 45 WATER STREET, BROOKLYN, NY (https://www.google.com/maps/place/45%20WATER%20STREET,BROOKLYN,NY)	Graph	1	\$56,000.00	\$56,000.00	\$56,000.00	\$56,000.00
Totals	Graph	1	\$56,000.00	\$56,000.00	\$56,000.00	\$56,000.00

Latitude: 40.70352 Longitude: -74.012855

Employer Name/Employer Address	Graph	Count	Mean Wage	Median Wage	Lowest Wage	Highest Wage
BARKER/DZP, INC., 30 BROAD STREET PH, NEW YORK, NY (https://www.google.com/maps/place/30%20BROAD%20STREET%20PH,NEW%20YORK,NY)	Graph	1	\$82,000.00	\$82,000.00	\$82,000.00	\$82,000.00
Totals	Graph	1	\$82,000.00	\$82,000.00	\$82,000.00	\$82,000.00

Employer Name/Worksite Address	Graph	Count	Mean Wage	Median Wage	Lowest Wage	Highest Wage
BARKER/DZP, INC., 30 BROAD STREET PH, NEW YORK, NY (https://www.google.com/maps/place/30%20BROAD%20STREET%20PH,NEW%20YORK,NY)	Graph	1	\$82,000.00	\$82,000.00	\$82,000.00	\$82,000.00
Totals	Graph	1	\$82,000.00	\$82,000.00	\$82,000.00	\$82,000.00

Latitude: 40.703668 Longitude: -73.942531

Employer Name/Employer Address	Graph	Count	Mean Wage	Median Wage	Lowest Wage	Highest Wage
MARG PHARMACY, INC, 76 GRAHAM AVENUE, BROOKLYN, NY (https://www.google.com/maps/place/76%20GRAHAM%20AVENUE,BROOKLYN,NY)	Graph	1	\$59,384.00	\$59,384.00	\$59,384.00	\$59,384.00
Totals	Graph	1	\$59,384.00	\$59,384.00	\$59,384.00	\$59,384.00

Employer Name/Worksite Address	Graph	Count	Mean Wage	Median Wage	Lowest Wage	Highest Wage
MARG PHARMACY, INC, 76 GRAHAM AVENUE, BROOKLYN, NY (https://www.google.com/maps/place/76%20GRAHAM%20AVENUE,BROOKLYN,NY)	Graph	1	\$59,384.00	\$59,384.00	\$59,384.00	\$59,384.00
Totals	Graph	1	\$59,384.00	\$59,384.00	\$59,384.00	\$59,384.00

Latitude: 40.703706 Longitude: -73.633349

Employer Name/Employer Address	Graph	Count	Mean Wage	Median Wage	Lowest Wage	Highest Wage
COMMUNITY CARE RX, 86 FRONT STREET, HEMPSTAD, NY (https://www.google.com/maps/place/86%20FRONT%20STREET,HEMPSTAD,NY)	Graph	1	\$30,000.00	\$30,000.00	\$30,000.00	\$30,000.00
Totals	Graph	1	\$30,000.00	\$30,000.00	\$30,000.00	\$30,000.00

Employer Name/Worksite Address	Graph	Count	Mean Wage	Median Wage	Lowest Wage	Highest Wage
COMMUNITY CARE RX, 86 FRONT STRET, HEMPSTEAD, NY (https://www.google.com/maps/place/86%20FRONT%20STRET,HEMPSTEAD,NY)	Graph	1	\$30,000.00	\$30,000.00	\$30,000.00	\$30,000.00
Totals	Graph	1	\$30,000.00	\$30,000.00	\$30,000.00	\$30,000.00

Latitude: 40.703752 Longitude: -74.008157

Employer Name/Employer Address	Graph	Count	Mean Wage	Median Wage	Lowest Wage	Highest Wage
CRYSTAL IBC LLC, 32 OLD SLIP, NEW YORK, NY (https://www.google.com/maps/place/32%20OLD%20SLIP,NEW%20YORK,NY)	Graph	1	\$67,500.00	\$67,500.00	\$67,500.00	\$67,500.00
DAIWA CAPITAL MARKETS AMERICA INC., 32 OLD SLIP, NEW YORK, NY (https://www.google.com/maps/place/32%20OLD%20SLIP,NEW%20YORK,NY)	Graph	1	\$50,000.00	\$50,000.00	\$50,000.00	\$50,000.00
THE CEMENTWORKS, LLC, 32 OLD SLIP 15TH FLOOR, NEW YORK, NY (https://www.google.com/maps/place/32%20OLD%20SLIP%2015TH%20FLOOR,NEW%20YORK,NY)	Graph	1	\$53,165.00	\$53,165.00	\$53,165.00	\$53,165.00
FOUNDATION CENTER, 32 OLD SLIP, 24TH FLOOR, NEW YORK, NY (https://www.google.com/maps/place/32%20OLD%20SLIP,%2024TH%20FLOOR,NEW%20YORK,NY)	Graph	3	\$78,333.33	\$55,000.00	\$50,000.00	\$130,000.00
ROBERT SILMAN ASSOCIATES, STRUCTURAL ENGINEERS, D.P.C., 32 OLD SLIP, NEW YORK, NY (https://www.google.com/maps/place/32%20OLD%20SLIP,NEW%20YORK,NY)	Graph	3	\$70,390.33	\$63,000.00	\$62,171.00	\$86,000.00
HUDSON RIVER TRADING LLC, 32 OLD SLIP, NEW YORK, NY (https://www.google.com/maps/place/32%20OLD%20SLIP,NEW%20YORK,NY)	Graph	8	\$121,750.00	\$125,000.00	\$79,000.00	\$140,000.00
Totals	Graph	17	\$93,578.59	\$86,000.00	\$50,000.00	\$140,000.00

Employer Name/Worksite Address	Graph	Count	Mean Wage	Median Wage	Lowest Wage	Highest Wage
THE CEMENTWORKS, LLC, 32 OLD SLIP 15TH FLOOR, NEW YORK, NY (https://www.google.com/maps/place/32%20OLD%20SLIP%2015TH%20FLOOR,NEW%20YORK,NY)	Graph	1	\$53,165.00	\$53,165.00	\$53,165.00	\$53,165.00
FOUNDATION CENTER, 32 OLD SLIP, 24TH FLOOR, NEW YORK, NY (https://www.google.com/maps/place/32%20OLD%20SLIP,%2024TH%20FLOOR,NEW%20YORK,NY)	Graph	2	\$52,500.00	\$50,000.00	\$50,000.00	\$55,000.00
MINDTREE LIMITED, 32 OLD SLIP, NEW YORK, NY (https://www.google.com/maps/place/32%20OLD%20SLIP,NEW%20YORK,NY)	Graph	39	\$93,075.67	\$84,864.00	\$50,000.00	\$140,000.00
Totals	Graph	42	\$90,193.24	\$84,864.00	\$50,000.00	\$140,000.00

Latitude: 40.703809 Longitude: -73.986185

Employer Name/Employer Address	Graph	Count	Mean Wage	Median Wage	Lowest Wage	Highest Wage
ME AND GENERAL DESIGN INC, 195 PLYMOUTH STREET, BROOKLYN, NY (https://www.google.com/maps/place/195%20PLYMOUTH%20STREET,BROOKLYN,NY)	Graph	1	\$41,600.00	\$41,600.00	\$41,600.00	\$41,600.00
PRODUCTIONPRO TECHNOLOGIES INC., 195 PLYMOUTH STREET, BROOKLYN, NY (https://www.google.com/maps/place/195%20PLYMOUTH%20STREET,BROOKLYN,NY)	Graph	1	\$62,400.00	\$62,400.00	\$62,400.00	\$62,400.00
SHENTON ARCHITECTS LLP, 195 PLYMOUTH STREET, BROOKLYN, NY (https://www.google.com/maps/place/195%20PLYMOUTH%20STREET,BROOKLYN,NY)	Graph	1	\$51,000.00	\$51,000.00	\$51,000.00	\$51,000.00
Totals	Graph	3	\$51,666.67	\$51,000.00	\$41,600.00	\$62,400.00

Employer Name/Worksite Address	Graph	Count	Mean Wage	Median Wage	Lowest Wage	Highest Wage
PRODUCTIONPRO TECHNOLOGIES INC., 195 PLYMOUTH ST, BROOKLYN, NY (https://www.google.com/maps/place/195%20PLYMOUTH%20ST,BROOKLYN,NY)	Graph	1	\$62,400.00	\$62,400.00	\$62,400.00	\$62,400.00
SHENTON ARCHITECTS LLP, 195 PLYMOUTH STREET, BROOKLYN, NY (https://www.google.com/maps/place/195%20PLYMOUTH%20STREET,BROOKLYN,NY)	Graph	2	\$46,300.00	\$41,600.00	\$41,600.00	\$51,000.00
Totals	Graph	3	\$51,666.67	\$51,000.00	\$41,600.00	\$62,400.00

Latitude: 40.703817 Longitude: -73.818325

Employer Name/Employer Address	Graph	Count	Mean Wage	Median Wage	Lowest Wage	Highest Wage
NY MANAGEMENT & MARKETING INC, 88-02 136TH STREET, RICHMOND HILL, NY (https://www.google.com/maps/place/88-02%20136TH%20STREET,RICHMOND%20HILL,NY)	Graph	1	\$40,227.00	\$40,227.00	\$40,227.00	\$40,227.00
Totals	Graph	1	\$40,227.00	\$40,227.00	\$40,227.00	\$40,227.00

Employer Name/Worksite Address	Graph	Count	Mean Wage	Median Wage	Lowest Wage	Highest Wage
NY MANAGEMENT & MARKETING INC, 88-02 136TH STREET, RICHMOND HILL, NY (https://www.google.com/maps/place/88-02%20136TH%20STREET,RICHMOND%20HILL,NY)	Graph	1	\$40,227.00	\$40,227.00	\$40,227.00	\$40,227.00
Totals	Graph	1	\$40,227.00	\$40,227.00	\$40,227.00	\$40,227.00

Latitude: 40.703861 Longitude: -73.987668

Employer Name/Employer Address	Graph	Count	Mean Wage	Median Wage	Lowest Wage	Highest Wage
GGM PRODUCTS LLC, 139 PLYMOUTH STREET, BROOKLYN, NY (https://www.google.com/maps/place/139%20PLYMOUTH%20STREET,BROOKLYN,NY)	Graph	1	\$145,600.00	\$145,600.00	\$145,600.00	\$145,600.00
Totals	Graph	1	\$145,600.00	\$145,600.00	\$145,600.00	\$145,600.00

Employer Name/Worksite Address	Graph	Count	Mean Wage	Median Wage	Lowest Wage	Highest Wage
GGM PRODUCTS LLC, 139 PLYMOUTH STREET, BROOKLYN, NY (https://www.google.com/maps/place/139%20PLYMOUTH%20STREET,BROOKLYN,NY)	Graph	1	\$145,600.00	\$145,600.00	\$145,600.00	\$145,600.00
Totals	Graph	1	\$145,600.00	\$145,600.00	\$145,600.00	\$145,600.00

Latitude: 40.703862 Longitude: -73.9877

Employer Name/Employer Address	Graph	Count	Mean Wage	Median Wage	Lowest Wage	Highest Wage
THE OFFICE FOR CREATIVE RESEARCH LLC, 135 PLYMOUTH STREET, BROOKLYN, NY (https://www.google.com/maps/place/135%20PLYMOUTH%20STREET,BROOKLYN,NY)	Graph	1	\$70,000.00	\$70,000.00	\$70,000.00	\$70,000.00
Totals	Graph	1	\$70,000.00	\$70,000.00	\$70,000.00	\$70,000.00

Employer Name/Worksite Address	Graph	Count	Mean Wage	Median Wage	Lowest Wage	Highest Wage
THE OFFICE FOR CREATIVE RESEARCH LLC, 135 PLYMOUTH STREET, BROOKLYN, NY (https://www.google.com/maps/place/135%20PLYMOUTH%20STREET,BROOKLYN,NY)	Graph	1	\$70,000.00	\$70,000.00	\$70,000.00	\$70,000.00
Totals	Graph	1	\$70,000.00	\$70,000.00	\$70,000.00	\$70,000.00

Latitude: 40.703901 Longitude: -74.009156

Employer Name/Employer Address	Graph	Count	Mean Wage	Median Wage	Lowest Wage	Highest Wage
EMBLEM HEALTH SERVICES COMPANY, LLC, 55 WATER STREET, NEW YORK, NY (https://www.google.com/maps/place/55%20WATER%20STREET,NEW%20YORK,NY)	Graph	1	\$220,000.00	\$220,000.00	\$220,000.00	\$220,000.00
FXCM GLOBAL SERVICES LLC, 55 WATER STREET, 50TH FLOOR, NEW YORK, NY (https://www.google.com/maps/place/55%20WATER%20STREET,%2050TH%20FLOOR,NEW%20YORK,NY)	Graph	1	\$70,000.00	\$70,000.00	\$70,000.00	\$70,000.00
FXCM GLOBAL SERVICES LLC, 55 WATER STREET, NEW YORK, NY (https://www.google.com/maps/place/55%20WATER%20STREET,NEW%20YORK,NY)	Graph	1	\$66,000.00	\$66,000.00	\$66,000.00	\$66,000.00
GFINET INC., 55 WATER STREET, NEW YORK, NY (https://www.google.com/maps/place/55%20WATER%20STREET,NEW%20YORK,NY)	Graph	1	\$135,000.00	\$135,000.00	\$135,000.00	\$135,000.00
NYC HEALTH AND HOSPITALS/CHS, 55 WATER STREET, NEW YORK, NY (https://www.google.com/maps/place/55%20WATER%20STREET,NEW%20YORK,NY)	Graph	1	\$65,000.00	\$65,000.00	\$65,000.00	\$65,000.00
PETROLEUM INDUSTRY RESERACH ASSOCIATES INC., 55 WATER STREET, NEW YORK, NY (https://www.google.com/maps/place/55%20WATER%20STREET,NEW%20YORK,NY)	Graph	1	\$56,000.00	\$56,000.00	\$56,000.00	\$56,000.00
THE BRUIN GROUP, LLC., 55 WATER STREET, NEW YORK, NY (https://www.google.com/maps/place/55%20WATER%20STREET,NEW%20YORK,NY)	Graph	1	\$80,000.00	\$80,000.00	\$80,000.00	\$80,000.00
CREATIVE DRIVE, INC, 55 WATER STREET, NEW YORK, NY (https://www.google.com/maps/place/55%20WATER%20STREET,NEW%20YORK,NY)	Graph	2	\$200,000.00	\$200,000.00	\$200,000.00	\$200,000.00
EMBLEMHEALTH SERVICES CO., LLC, 55 WATER STREET, NEW YORK, NY (https://www.google.com/maps/place/55%20WATER%20STREET,NEW%20YORK,NY)	Graph	2	\$98,000.00	\$98,000.00	\$98,000.00	\$98,000.00
STANDARD & POOR'S FINANCIAL SERVICES LLC, 55 WATER STREET, NEW YORK, NY (https://www.google.com/maps/place/55%20WATER%20STREET,NEW%20YORK,NY)	Graph	2	\$132,500.00	\$95,000.00	\$95,000.00	\$170,000.00
GDS PUBLISHING INC, 55 WATER STREET, NEW YORK, NY (https://www.google.com/maps/place/55%20WATER%20STREET,NEW%20YORK,NY)	Graph	3	\$75,000.00	\$80,000.00	\$65,000.00	\$80,000.00
HUGO BOSS FASHIONS, INC., 55 WATER STREET, NEW YORK, NY (https://www.google.com/maps/place/55%20WATER%20STREET,NEW%20YORK,NY)	Graph	3	\$64,163.60	\$55,000.00	\$49,940.80	\$87,550.00
S&P GLOBAL INC., 55 WATER STREET, NEW YORK, NY (https://www.google.com/maps/place/55%20WATER%20STREET,NEW%20YORK,NY)	Graph	4	\$113,500.00	\$85,000.00	\$74,000.00	\$190,000.00
GFI SECURITIES LLC, 55 WATER STREET, NEW YORK, NY (https://www.google.com/maps/place/55%20WATER%20STREET,NEW%20YORK,NY)	Graph	5	\$125,400.00	\$150,000.00	\$62,000.00	\$190,000.00
QBE AMERICAS, INC., 55 WATER STREET, NEW YORK, NY (https://www.google.com/maps/place/55%20WATER%20STREET,NEW%20YORK,NY)	Graph	5	\$112,914.00	\$110,220.00	\$90,800.00	\$137,000.00
THE BRUIN GROUP LLC, 55 WATER STREET, NEW YORK, NY (https://www.google.com/maps/place/55%20WATER%20STREET,NEW%20YORK,NY)	Graph	7	\$81,571.43	\$88,000.00	\$56,000.00	\$88,000.00
S&P OPCO LLC, 55 WATER STREET, NEW YORK, NY (https://www.google.com/maps/place/55%20WATER%20STREET,NEW%20YORK,NY)	Graph	8	\$109,625.00	\$96,000.00	\$75,000.00	\$170,000.00
MANHATTAN TELECOMMUNICATIONS CORPORATION, 55 WATER STREET, NEW YORK, NY (https://www.google.com/maps/place/55%20WATER%20STREET,NEW%20YORK,NY)	Graph	10	\$77,963.80	\$60,000.00	\$48,000.00	\$160,000.00
S&P GLOBAL MARKET INTELLIGENCE INC., 55 WATER STREET, NEW YORK, NY (https://www.google.com/maps/place/55%20WATER%20STREET,NEW%20YORK,NY)	Graph	16	\$86,562.50	\$71,000.00	\$61,000.00	\$143,000.00
CRISIL IREVNA US LLC, 55 WATER STREET, NEW YORK CITY, NY (https://www.google.com/maps/place/55%20WATER%20STREET,NEW%20YORK%20CITY,NY)	Graph	34	\$79,550.41	\$80,000.00	\$60,000.00	\$150,000.00
Totals	Graph	108	\$91,976.04	\$80,000.00	\$48,000.00	\$220,000.00

Employer Name/Worksite Address	Graph	Count	Mean Wage	Median Wage	Lowest Wage	High Wage
AIT GLOBAL, INC, 55 WATER STREET,18TH FLOOR, NEW YORK, NY (https://www.google.com/maps/place/55%20WATER%20STREET,18TH%20FLOOR,NEW%20YORK,NY)	Graph	1	\$80,000.00	\$80,000.00	\$80,000.00	\$80,000.00
DEXTRO SOFTWARE SYSTEMS, INC., 55 WATER ST, 17TH FLOOR, NEW YORK, NY (https://www.google.com/maps/place/55%20WATER%20ST,%2017TH%20FLOOR,NEW%20YORK,NY)	Graph	1	\$74,422.00	\$74,422.00	\$74,422.00	\$74,422.00

Employer Name/Worksite Address	Graph	Count	Mean Wage	Median Wage	Lowest Wage	Highest Wage
FXCM GLOBAL SERVICES LLC, 55 WATER STREET, 50TH FLOOR, NEW YORK, NY (https://www.google.com/maps/place/55%20WATER%20STREET,%2050TH%20FLOOR,NEW%20YORK,NY)	Graph	1	\$70,000.00	\$70,000.00	\$70,000.00	\$70,000.00
IPIVOT LLC, 55 WATER STREET, NYC, NY (https://www.google.com/maps/place/55%20WATER%20STREET,NYC,NY)	Graph	1	\$87,000.00	\$87,000.00	\$87,000.00	\$87,000.00
IPIVOT, LLC, 55 WATER STREET, NYC, DOWNTOWN MANHATTAN, NY (https://www.google.com/maps/place/55%20WATER%20STREET,NYC,%20DOWNTOWN%20MANHATTAN,NY)	Graph	1	\$65,000.00	\$65,000.00	\$65,000.00	\$65,000.00
ISITE TECHNOLOGIES INC, 55 WATER STREET, MANHATTAN, NY (https://www.google.com/maps/place/55%20WATER%20STREET,MANHATTAN,NY)	Graph	1	\$70,221.00	\$70,221.00	\$70,221.00	\$70,221.00
KEYPIXEL SOFTWARE SOLUTIONS LLC, 55 WATER ST, NEWYORK, NY (https://www.google.com/maps/place/55%20WATER%20ST,NEWYORK,NY)	Graph	1	\$104,000.00	\$104,000.00	\$104,000.00	\$104,000.00
LIBERTY MUTUAL GROUP INC., 55 WATER STREET, 23RD FLOOR, NEW YORK, NY (https://www.google.com/maps/place/55%20WATER%20STREET,%2023RD%20FLOOR,NEW%20YORK,NY)	Graph	1	\$104,936.00	\$104,936.00	\$104,936.00	\$104,936.00
PARAM CONSULTING SERVICES, INC, 55 WATER STREET, NY, NY (https://www.google.com/maps/place/55%20WATER%20STREET,NY,NY)	Graph	1	\$85,530.00	\$85,530.00	\$85,530.00	\$85,530.00
SUNWARE ASSOCIATES INC., METRO STAR SYSTEMS INC., FLOOR 24, NY (https://www.google.com/maps/place/METRO%20STAR%20SYSTEMS%20INC.,FLOOR%2024,NY)	Graph	1	\$85,000.00	\$85,000.00	\$85,000.00	\$85,000.00
WORLD CLASS WORKFORCE, LLC, 55 WATER STREET, 17TH FLOOR, NEW YORK, NY (https://www.google.com/maps/place/55%20WATER%20STREET,%2017TH%20FLOOR,NEW%20YORK,NY)	Graph	1	\$85,000.00	\$85,000.00	\$85,000.00	\$85,000.00
DIASPARK INC, 55 WATER STREET., NEW YORK, NY (https://www.google.com/maps/place/55%20WATER%20STREET.,NEW%20YORK,NY)	Graph	2	\$70,000.00	\$70,000.00	\$70,000.00	\$70,000.00
VIRTUSA CORPORATION, 55 WATER ST., NEW YORK, NY (https://www.google.com/maps/place/55%20WATER%20ST.,NEW%20YORK,NY)	Graph	3	\$105,316.33	\$108,000.00	\$85,000.00	\$122,900.00
DATA S SOLUTIONS, LLC, 55 WATER ST, NEW YORK CITY, NY (https://www.google.com/maps/place/55%20WATER%20ST,NEW%20YORK%20CITY,NY)	Graph	4	\$62,500.00	\$60,000.00	\$60,000.00	\$70,000.00
DYNTEK SERVICES, INC., 55 WATER STREET, 24TH FLOOR, NEW YORK, NY (https://www.google.com/maps/place/55%20WATER%20STREET,%2024TH%20FLOOR,NEW%20YORK,NY)	Graph	4	\$85,192.00	\$79,768.00	\$65,000.00	\$98,000.00
KBTS TECHNOLOGIES, INC., 55 WATER STREET, NEW YORK CITY, NY (https://www.google.com/maps/place/55%20WATER%20STREET,NEW%20YORK%20CITY,NY)	Graph	21	\$74,276.81	\$70,000.00	\$64,813.00	\$150,000.00
COMPUNNEL SOFTWARE GROUP, INC., 55 WATER ST, NEW YORK, NY (https://www.google.com/maps/place/55%20WATER%20ST,NEW%20YORK,NY)	Graph	52	\$76,791.16	\$69,701.00	\$53,175.00	\$135,200.00
DONNELLEY FINANCIAL LLC, 55 WATER STREET, NEW YORK, NY (https://www.google.com/maps/place/55%20WATER%20STREET,NEW%20YORK,NY)	Graph	347	\$88,347.39	\$84,864.00	\$46,675.00	\$220,000.00
Totals	Graph	444	\$85,962.44	\$84,864.00	\$46,675.00	\$220,000.00

Latitude: 40.703929 Longitude: -73.636019

Employer Name/Worksite Address	Graph	Count	Mean Wage	Median Wage	Lowest Wage	Highest Wage
GRANDISON MANAGEMENT, INC., 33 FRONT STREET, HEMPSTEAD, NY (https://www.google.com/maps/place/33%20FRONT%20STREET,HEMPSTEAD,NY)	Graph	10	\$62,504.00	\$62,504.00	\$62,504.00	\$62,504.00
Totals	Graph	10	\$62,504.00	\$62,504.00	\$62,504.00	\$62,504.00

Latitude: 40.703937 Longitude: -73.94139

Employer Name/Employer Address	Graph	Count	Mean Wage	Median Wage	Lowest Wage	Highest Wage
ORG MEDICAL PLLC, 99 MOORE STREET, BROOKLYN, NY (https://www.google.com/maps/place/99%20MOORE%20STREET,BROOKLYN,NY)	Graph	4	\$65,000.00	\$50,000.00	\$50,000.00	\$80,000.00
Totals	Graph	4	\$65,000.00	\$50,000.00	\$50,000.00	\$80,000.00

Employer Name/Worksite Address	Graph	Count	Mean Wage	Median Wage	Lowest Wage	Highest Wage
ORG MEDICAL PLLC, 99 MOORE STREET, BROOKLYN, NY (https://www.google.com/maps/place/99%20MOORE%20STREET,BROOKLYN,NY)	Graph	4	\$65,000.00	\$50,000.00	\$50,000.00	\$80,000.00
Totals	Graph	4	\$65,000.00	\$50,000.00	\$50,000.00	\$80,000.00

Latitude: 40.70395 Longitude: -74.011513

Employer Name/Employer Address	Graph	Count	Mean Wage	Median Wage	Lowest Wage
ACCION, THE US NETWORK, 85 BROAD STREET, NEW YORK, NY (https://www.google.com/maps/place/85%20BROAD%20STREET,NEW%20YORK,NY)	Graph	1	\$120,000.00	\$120,000.00	\$120,000.00
ALPHA SQUARE GROUP INC., 85 BROAD ST, NEW YORK, NY (https://www.google.com/maps/place/85%20BROAD%20ST,NEW%20YORK,NY)	Graph	1	\$65,749.00	\$65,749.00	\$65,749.00
ALPHA SQUARE GROUP, INC., 85 BROAD STREET, 28TH FLOOR, NEW YORK CITY, NY (https://www.google.com/maps/place/85%20BROAD%20STREET,%2028TH%20FLOOR,NEW%20YORK%20CITY,NY)	Graph	1	\$55,000.00	\$55,000.00	\$55,000.00
ASIA STAR MEDIA CORP., 85 BROAD STREET, NEW YORK, NY (https://www.google.com/maps/place/85%20BROAD%20STREET,NEW%20YORK,NY)	Graph	1	\$56,804.80	\$56,804.80	\$56,804.80
BERKMAN FUNDING LLC, 85 BROAD STREET, NEW YORK, NY (https://www.google.com/maps/place/85%20BROAD%20STREET,NEW%20YORK,NY)	Graph	1	\$47,590.00	\$47,590.00	\$47,590.00
BEYOND REMARKABLE LLC, 85 BROAD STREET 28TH FLR, NEW YORK, NY (https://www.google.com/maps/place/85%20BROAD%20STREET%20%20%2028TH%20FLR,NEW%20YORK,NY)	Graph	1	\$66,560.00	\$66,560.00	\$66,560.00
BEYOND REMARKABLE LLC, 85 BROAD STREET, NEW YORK, NY (https://www.google.com/maps/place/85%20BROAD%20STREET,NEW%20YORK,NY)	Graph	1	\$52,000.00	\$52,000.00	\$52,000.00
BEYONDERMARKABLE LLC, 85 BROAD STREET, NEW YORK, NY (https://www.google.com/maps/place/85%20BROAD%20STREET,NEW%20YORK,NY)	Graph	1	\$37,440.00	\$37,440.00	\$37,440.00
CONVERSEON, INC., 85 BROAD STREET, NEW YORK, NY (https://www.google.com/maps/place/85%20BROAD%20STREET,NEW%20YORK,NY)	Graph	1	\$65,000.00	\$65,000.00	\$65,000.00
COTA, INC., 85 BROAD STREET, NEW YORK, NY (https://www.google.com/maps/place/85%20BROAD%20STREET,NEW%20YORK,NY)	Graph	1	\$140,000.00	\$140,000.00	\$140,000.00
FIRST ACCESS, INC., 85 BROAD STREET, NEW YORK, NY (https://www.google.com/maps/place/85%20BROAD%20STREET,NEW%20YORK,NY)	Graph	1	\$120,000.00	\$120,000.00	\$120,000.00
HOTEL REVUP LLC, 85 BROAD STREET, NEW YORK, NY (https://www.google.com/maps/place/85%20BROAD%20STREET,NEW%20YORK,NY)	Graph	1	\$120,000.00	\$120,000.00	\$120,000.00
IMPENDI ANALYTICS LLC, 85 BROAD STREET, NEW YORK, NY (https://www.google.com/maps/place/85%20BROAD%20STREET,NEW%20YORK,NY)	Graph	1	\$61,235.00	\$61,235.00	\$61,235.00
LEMONADE, INC, 85 BROAD STREET, NEW YORK, NY (https://www.google.com/maps/place/85%20BROAD%20STREET,NEW%20YORK,NY)	Graph	1	\$140,000.00	\$140,000.00	\$140,000.00
MASHWORK, INC. (D/B/A CANVS.TV), 85 BROAD STREET, NEW YORK, NY (https://www.google.com/maps/place/85%20BROAD%20STREET,NEW%20YORK,NY)	Graph	1	\$116,000.00	\$116,000.00	\$116,000.00
NIELSEN AUDIO, INC., 85 BROAD STREET, NEW YORK, NY (https://www.google.com/maps/place/85%20BROAD%20STREET,NEW%20YORK,NY)	Graph	1	\$102,500.00	\$102,500.00	\$102,500.00
OPENDOCTORS 247, INC, 85 BROAD STREET, NEW YORK, NY (https://www.google.com/maps/place/85%20BROAD%20STREET,NEW%20YORK,NY)	Graph	1	\$130,000.00	\$130,000.00	\$130,000.00
OPPENHEIMER & CO. INC., 85 BROAD STREET, NEW YORK, NY (https://www.google.com/maps/place/85%20BROAD%20STREET,NEW%20YORK,NY)	Graph	1	\$100,000.00	\$100,000.00	\$100,000.00
OPPENHEIMER & CO. INC., 85 BROAD STREET, NEW YORK, NY (https://www.google.com/maps/place/85%20BROAD%20STREET,NEW%20YORK,NY)	Graph	1	\$100,000.00	\$100,000.00	\$100,000.00
OPPENHEIMER HOLDINGS INC., 85 BROAD ST., NEW YORK, NY (https://www.google.com/maps/place/85%20BROAD%20ST,NEW%20YORK,NY)	Graph	1	\$100,000.00	\$100,000.00	\$100,000.00
SWEETSPOT INTELLIGENCE INC., 85 BROAD STREET, NEW YORK, NY (https://www.google.com/maps/place/85%20BROAD%20STREET,NEW%20YORK,NY)	Graph	1	\$120,000.00	\$120,000.00	\$120,000.00
THE CORPORATE PRESENCE INC., 85 BROAD ST, NEW YORK, NY (https://www.google.com/maps/place/85%20BROAD%20ST,NEW%20YORK,NY)	Graph	1	\$64,029.00	\$64,029.00	\$64,029.00
VISION BI, INC., 85 BROAD STREET, NEW YORK, NY (https://www.google.com/maps/place/85%20BROAD%20STREET,NEW%20YORK,NY)	Graph	1	\$135,000.00	\$135,000.00	\$135,000.00
VISITDAYS CORP, 85 BROAD STREET, NEW YORK, NY (https://www.google.com/maps/place/85%20BROAD%20STREET,NEW%20YORK,NY)	Graph	1	\$80,000.00	\$80,000.00	\$80,000.00
WIBBITZ INCORPORATED, 85 BROAD STREET, 28TH FLOOR, NEW YORK, NY (https://www.google.com/maps/place/85%20BROAD%20STREET,%2028TH%20FLOOR,NEW%20YORK,NY)	Graph	1	\$63,000.00	\$63,000.00	\$63,000.00
ASIA STAR MEDIA, CORP, 85 BROAD STREET, 18TH FLOOR, NEW YORK, NY (https://www.google.com/maps/place/85%20BROAD%20STREET,%2018TH%20FLOOR,NEW%20YORK,NY)	Graph	2	\$52,500.00	\$50,000.00	\$50,000.00
BEYOND REMARKABLE LLC, 85 BROAD STREET, 28TH FLOOR, NEW YORK, NY (https://www.google.com/maps/place/85%20BROAD%20STREET,%2028TH%20FLOOR,NEW%20YORK,NY)	Graph	2	\$65,748.80	\$65,748.80	\$65,748.80

Employer Name/Employer Address	Graph	Count	Mean Wage	Median Wage	Lowest Wage
GRID MARKET RESEARCH INC, 85 BROAD STREET, NEW YORK, NY (https://www.google.com/maps/place/85%20BROAD%20STREET,NEW%20YORK,NY)	Graph	2	\$60,830.50	\$55,661.00	\$55,661.00
HONEST BUILDINGS INC., 85 BROAD STREET, NEW YORK, NY (https://www.google.com/maps/place/85%20BROAD%20STREET,NEW%20YORK,NY)	Graph	2	\$105,000.00	\$70,000.00	\$70,000.00
MASHWORK, INC., 85 BROAD STREET, NEW YORK, NY (https://www.google.com/maps/place/85%20BROAD%20STREET,NEW%20YORK,NY)	Graph	2	\$73,000.00	\$71,000.00	\$71,000.00
HANOVER SEARCH (US) LLC, 85 BROAD STREET, NEW YORK, NY (https://www.google.com/maps/place/85%20BROAD%20STREET,NEW%20YORK,NY)	Graph	3	\$100,000.00	\$100,000.00	\$100,000.00
OPPENHEIMER & CO. INC., 85 BROAD ST., NEW YORK, NY (https://www.google.com/maps/place/85%20BROAD%20ST.,NEW%20YORK,NY)	Graph	4	\$74,374.50	\$65,749.00	\$65,749.00
MEDIVO INC., 85 BROAD STREET, NEW YORK, NY (https://www.google.com/maps/place/85%20BROAD%20STREET,NEW%20YORK,NY)	Graph	5	\$92,000.00	\$80,000.00	\$60,000.00
THE NIELSEN COMPANY (US), LLC, 85 BROAD STREET, NEW YORK, NY (https://www.google.com/maps/place/85%20BROAD%20STREET,NEW%20YORK,NY)	Graph	9	\$111,111.11	\$100,000.00	\$75,000.00
Totals	Graph	56	\$89,813.65	\$80,000.00	\$37,440.00

Employer Name/Worksite Address	Graph	Count	Mean Wage	Median Wage	Lowest Wage
ALPHA SQUARE GROUP, INC., 85 BROAD STREET, 28TH FLOOR, NEW YORK CITY, NY (https://www.google.com/maps/place/85%20BROAD%20STREET,%2028TH%20FLOOR,NEW%20YORK%20CITY,NY)	Graph	1	\$55,000.00	\$55,000.00	\$55,000.00
ASIA STAR MEDIA, CORP., 85 BROAD STREET, 18TH FLOOR, NEW YORK CITY, NY (https://www.google.com/maps/place/85%20BROAD%20STREET,%2018TH%20FLOOR,NEW%20YORK%20CITY,NY)	Graph	1	\$50,000.00	\$50,000.00	\$50,000.00
BEYOND REMARKABLE LLC, 85 BROAD STREET 28TH FLR, NEW YORK, NY (https://www.google.com/maps/place/85%20BROAD%20STREET%20%20%2028TH%20FLR,NEW%20YORK,NY)	Graph	1	\$66,560.00	\$66,560.00	\$66,560.00
BUSINESS INTELLI SOLUTIONS, INC., 85 BROAD STREET, 17TH FLOOR, NEW YORK, NY (https://www.google.com/maps/place/85%20BROAD%20STREET,%2017TH%20FLOOR,NEW%20YORK,NY)	Graph	1	\$69,701.00	\$69,701.00	\$69,701.00
CULTURE AMP INC., 85 BROAD ST, NEW YORK CITY, NY (https://www.google.com/maps/place/85%20BROAD%20ST,NEW%20YORK%20CITY,NY)	Graph	1	\$90,000.00	\$90,000.00	\$90,000.00
DIASPARK INC, 85 BROAD ST., NEW YORK, NY (https://www.google.com/maps/place/85%20BROAD%20ST.,NEW%20YORK,NY)	Graph	1	\$65,000.00	\$65,000.00	\$65,000.00
IMPENDI ANALYTICS LLC, 85 BROAD STREET, NEW YORK CITY, NY (https://www.google.com/maps/place/85%20BROAD%20STREET,NEW%20YORK%20CITY,NY)	Graph	1	\$61,235.00	\$61,235.00	\$61,235.00
MCKINSEY & COMPANY, INC. UNITED STATES, MCKINSEY & COMPANY, INC., NEW YORK, NY (https://www.google.com/maps/place/MCKINSEY%20%26%20COMPANY,%20INC.,NEW%20YORK,NY)	Graph	1	\$114,296.00	\$114,296.00	\$114,296.00
ASIA STAR MEDIA, CORP., 85 BROAD STREET, 18TH FLOOR, NEW YORK, NY (https://www.google.com/maps/place/85%20BROAD%20STREET,%2018TH%20FLOOR,NEW%20YORK,NY)	Graph	2	\$87,500.00	\$55,000.00	\$55,000.00
WIBBITZ INCORPORATED, 85 BROAD STREET, 28TH FLOOR, NEW YORK, NY (https://www.google.com/maps/place/85%20BROAD%20STREET,%2028TH%20FLOOR,NEW%20YORK,NY)	Graph	3	\$64,832.53	\$65,748.80	\$63,000.00
BUDO TRADING LLC, 85 BROAD ST, NEW YORK, NY (https://www.google.com/maps/place/85%20BROAD%20ST,NEW%20YORK,NY)	Graph	4	\$108,126.50	\$72,000.00	\$65,749.00
FEEDZAI, INC., 85 BROAD ST., NEW YORK, NY (https://www.google.com/maps/place/85%20BROAD%20ST.,NEW%20YORK,NY)	Graph	8	\$83,725.50	\$75,000.00	\$65,749.00
COTA, INC., 85 BROAD STREET, NEW YORK, NY (https://www.google.com/maps/place/85%20BROAD%20STREET,NEW%20YORK,NY)	Graph	43	\$98,127.93	\$100,000.00	\$37,440.00
Totals	Graph	68	\$92,104.42	\$80,000.00	\$37,440.00

Latitude: 40.703956 Longitude: -74.011645

Employer Name/Employer Address	Graph	Count	Mean Wage	Median Wage	Lowest Wage	Highest Wage
FLYWHEEL PARTNERS LLC, 90 BROAD STREET, NEW YORK, NY (https://www.google.com/maps/place/90%20BROAD%20STREET,NEW%20YORK,NY)	Graph	1	\$88,000.00	\$88,000.00	\$88,000.00	\$88,000.00
PRIMARY CAPITAL, LLC, 90 BROAD STREET, NEW YORK, NY (https://www.google.com/maps/place/90%20BROAD%20STREET,NEW%20YORK,NY)	Graph	1	\$47,590.40	\$47,590.40	\$47,590.40	\$47,590.00
SHER TREMONTE LLP, 90 BROAD STREET, 23RD FLOOR, NEW YORK, NY (https://www.google.com/maps/place/90%20BROAD%20STREET,%2023RD%20FLOOR,NEW%20YORK,NY)	Graph	1	\$45,843.00	\$45,843.00	\$45,843.00	\$45,843.00

Employer Name/Employer Address	Graph	Count	Mean Wage	Median Wage	Lowest Wage	Highest Wage
SHER TREMONTE LLP, 90 BROAD STREET, NEW YORK, NY (https://www.google.com/maps/place/90%20BROAD%20STREET,NEW%20YORK,NY)	Graph	1	\$85,000.00	\$85,000.00	\$85,000.00	\$85,000.00
EPSILON CONSULTING SERVICES, INC., 90 BROAD STREET, NEW YORK, NY (https://www.google.com/maps/place/90%20BROAD%20STREET,NEW%20YORK,NY)	Graph	2	\$117,224.00	\$84,200.00	\$84,200.00	\$150,248
KEPLER CANNON LLC, 90 BROAD ST, NEW YORK, NY (https://www.google.com/maps/place/90%20BROAD%20ST,NEW%20YORK,NY)	Graph	2	\$72,500.00	\$72,500.00	\$72,500.00	\$72,500.00
KEPLER CANNON, 90 BROAD ST, NEW YORK, NY (https://www.google.com/maps/place/90%20BROAD%20ST,NEW%20YORK,NY)	Graph	4	\$110,400.00	\$110,400.00	\$110,400.00	\$110,400
Totals	Graph	12	\$90,623.45	\$85,000.00	\$45,843.00	\$150,248

Employer Name/Worksite Address	Graph	Count	Mean Wage	Median Wage	Lowest Wage	Highest Wage
ECOLOGY AND ENVIRONMENT, INC., 90 BROAD STREET, SUITE 1906, NEW YORK, NY (https://www.google.com/maps/place/90%20BROAD%20STREET,%20SUITE%201906,NEW%20YORK,NY)	Graph	1	\$87,125.00	\$87,125.00	\$87,125.00	\$87,125.00
SERVICE EMPLOYEES INTERNATIONAL UNION, 90 BROAD ST., NEW YORK, NY (https://www.google.com/maps/place/90%20BROAD%20ST.,NEW%20YORK,NY)	Graph	1	\$91,457.60	\$91,457.60	\$91,457.60	\$91,457.00
SHER TREMONTE LLP, 90 BROAD STREET, 23RD FLOOR, NEW YORK, NY (https://www.google.com/maps/place/90%20BROAD%20STREET,%2023RD%20FLOOR,NEW%20YORK,NY)	Graph	1	\$45,843.00	\$45,843.00	\$45,843.00	\$45,843.00
KEPLER CANNON LLC, 90 BROAD ST., STE 2002, NEW YORK, NY (https://www.google.com/maps/place/90%20BROAD%20ST.,%20STE%202002,NEW%20YORK,NY)	Graph	2	\$72,500.00	\$72,500.00	\$72,500.00	\$72,500.00
KEPLER CANNON, 90 BROAD ST, NEW YORK, NY (https://www.google.com/maps/place/90%20BROAD%20ST,NEW%20YORK,NY)	Graph	4	\$110,400.00	\$110,400.00	\$110,400.00	\$110,400
SHER TREMONTE LLP, 90 BROAD STREET, NEW YORK, NY (https://www.google.com/maps/place/90%20BROAD%20STREET,NEW%20YORK,NY)	Graph	6	\$86,673.07	\$84,200.00	\$47,590.40	\$150,248
Totals	Graph	15	\$88,737.60	\$87,125.00	\$45,843.00	\$150,248

Latitude: 40.703985 Longitude: -74.013112

Employer Name/Employer Address	Graph	Count	Mean Wage	Median Wage	Lowest Wage	Highest Wage
ACTION AGAINST HUNGER, 1 WHITEHALL STREET, NEW YORK, NY (https://www.google.com/maps/place/1%20WHITEHALL%20STREET,NEW%20YORK,NY)	Graph	1	\$64,000.00	\$64,000.00	\$64,000.00	\$64,000.00
ARCHITIZER, INC., 1 WHITEHALL STREET, NEW YORK, NY (https://www.google.com/maps/place/1%20WHITEHALL%20STREET,NEW%20YORK,NY)	Graph	1	\$90,813.00	\$90,813.00	\$90,813.00	\$90,813.00
CHOICE LOGISTICS, INC., 1 WHITEHALL STREET, NEW YORK, NY (https://www.google.com/maps/place/1%20WHITEHALL%20STREET,NEW%20YORK,NY)	Graph	1	\$75,000.00	\$75,000.00	\$75,000.00	\$75,000.00
HOLLWICH KUSHNER ARCHITECTURE D.P.C., 1 WHITEHALL STREET, NEW YORK, NY (https://www.google.com/maps/place/1%20WHITEHALL%20STREET,NEW%20YORK,NY)	Graph	1	\$55,952.00	\$55,952.00	\$55,952.00	\$55,952.00
THE CENTURY FOUNDATION, 1 WHITEHALL STREET 15TH FLOOR, NEW YORK, NY (https://www.google.com/maps/place/1%20WHITEHALL%20STREET%2015TH%20FLOOR,NEW%20YORK,NY)	Graph	1	\$138,500.00	\$138,500.00	\$138,500.00	\$138,500.00
Totals	Graph	5	\$84,853.00	\$75,000.00	\$55,952.00	\$138,500.00

Employer Name/Worksite Address	Graph	Count	Mean Wage	Median Wage	Lowest Wage	Highest Wage
BDO USA, LLP, ONE WHITEHALL ST., NEW YORK, NY (https://www.google.com/maps/place/ONE%20WHITEHALL%20ST.,NEW%20YORK,NY)	Graph	1	\$129,323.00	\$129,323.00	\$129,323.00	\$129,323.00
THE CENTURY FOUNDATION, 1 WHITEHALL STREET 15TH FLOOR, NEW YORK, NY (https://www.google.com/maps/place/1%20WHITEHALL%20STREET%2015TH%20FLOOR,NEW%20YORK,NY)	Graph	1	\$138,500.00	\$138,500.00	\$138,500.00	\$138,500.00
V-SOFT CONSULTING GROUP, INC, 1 WHITEHALL ST, NEWYORK, NY (https://www.google.com/maps/place/1%20WHITEHALL%20ST,NEWYORK,NY)	Graph	2	\$70,000.00	\$70,000.00	\$70,000.00	\$70,000.00
ACTION AGAINST HUNGER, 1 WHITEHALL STREET, NEW YORK, NY (https://www.google.com/maps/place/1%20WHITEHALL%20STREET,NEW%20YORK,NY)	Graph	4	\$71,441.25	\$64,000.00	\$55,952.00	\$90,813.00
Totals	Graph	8	\$86,698.50	\$70,000.00	\$55,952.00	\$138,500.00

Latitude: 40.704022 Longitude: -73.98467

Employer Name/Employer Address	Graph	Count	Mean Wage	Median Wage	Lowest Wage	Highest Wage
BLACK INK BUSINESS SERVICES, LLC, 18 BRIDGE ST., BROOKLYN, NY (https://www.google.com/maps/place/18%20BRIDGE%20ST.,BROOKLYN,NY)	Graph	1	\$55,764.80	\$55,764.80	\$55,764.80	\$55,764.80
BLACK INK BUSINESS SERVICES, LLC, 18 BRIDGE STREET, BROOKLYN, NY (https://www.google.com/maps/place/18%20BRIDGE%20STREET,BROOKLYN,NY)	Graph	1	\$55,993.60	\$55,993.60	\$55,993.60	\$55,993.60
Totals	Graph	2	\$55,879.20	\$55,764.80	\$55,764.80	\$55,993.60

Employer Name/Worksite Address	Graph	Count	Mean Wage	Median Wage	Lowest Wage	Highest Wage
BLACK INK BUSINESS SERVICES, LLC, 18 BRIDGE STREET, BROOKLYN, NY (https://www.google.com/maps/place/18%20BRIDGE%20STREET,BROOKLYN,NY)	Graph	1	\$55,993.60	\$55,993.60	\$55,993.60	\$55,993.60
Totals	Graph	1	\$55,993.60	\$55,993.60	\$55,993.60	\$55,993.60

Latitude: 40.704118 Longitude: -73.986646

Employer Name/Employer Address	Graph	Count	Mean Wage	Median Wage	Lowest Wage	Highest Wage
ADEN + ANAIS, INC., 20 JAY STREET, BROOKLYN, NY (https://www.google.com/maps/place/20%20JAY%20STREET,BROOKLYN,NY)	Graph	1	\$180,000.00	\$180,000.00	\$180,000.00	\$180,000.00
BRITDOC INC., 20 JAY STREET, BROOKLYN, NY (https://www.google.com/maps/place/20%20JAY%20STREET,BROOKLYN,NY)	Graph	1	\$47,000.00	\$47,000.00	\$47,000.00	\$47,000.00
FRONT INC., 20 JAY STREET, BROOKLYN, NY (https://www.google.com/maps/place/20%20JAY%20STREET,BROOKLYN,NY)	Graph	1	\$67,500.00	\$67,500.00	\$67,500.00	\$67,500.00
GROUND CONTROL TOURING INC, 20 JAY STREET STE 826, BROOKLYN, NY (https://www.google.com/maps/place/20%20JAY%20STREET%20STE%20826,BROOKLYN,NY)	Graph	1	\$39,000.00	\$39,000.00	\$39,000.00	\$39,000.00
GUERIN GLASS ARCHITECTS, P.C., 20 JAY STREET, BROOKLYN, NY (https://www.google.com/maps/place/20%20JAY%20STREET,BROOKLYN,NY)	Graph	1	\$62,000.00	\$62,000.00	\$62,000.00	\$62,000.00
LEVIN & RIEGNER LLC, 20 JAY ST, BROOKLYN, NY (https://www.google.com/maps/place/20%20JAY%20ST,BROOKLYN,NY)	Graph	1	\$70,000.00	\$70,000.00	\$70,000.00	\$70,000.00
LIGHTHOUSE.IO INC, 20 JAY ST, BROOKLYN, NY (https://www.google.com/maps/place/20%20JAY%20ST,BROOKLYN,NY)	Graph	1	\$150,000.00	\$150,000.00	\$150,000.00	\$150,000.00
LIGHTHOUSE.IO INC., 20 JAY ST, BROOKLYN, NY (https://www.google.com/maps/place/20%20JAY%20ST,BROOKLYN,NY)	Graph	1	\$160,000.00	\$160,000.00	\$160,000.00	\$160,000.00
LIGHTING WORKSHOP, INC., 20 JAY STREET, BROOKLYN, NY (https://www.google.com/maps/place/20%20JAY%20STREET,BROOKLYN,NY)	Graph	1	\$55,000.00	\$55,000.00	\$55,000.00	\$55,000.00
NEW YORK FOUNDATION FOR THE ARTS, 20 JAY STREET, BROOKLYN, NY (https://www.google.com/maps/place/20%20JAY%20STREET,BROOKLYN,NY)	Graph	1	\$38,000.00	\$38,000.00	\$38,000.00	\$38,000.00
NOPSEC INC, 20 JAY STREET, BROOKLYN, NY (https://www.google.com/maps/place/20%20JAY%20STREET,BROOKLYN,NY)	Graph	1	\$105,000.00	\$105,000.00	\$105,000.00	\$105,000.00
OPENTRONS LABWORKS INC., 20 JAY ST, BROOKLYN, NY (https://www.google.com/maps/place/20%20JAY%20ST,BROOKLYN,NY)	Graph	1	\$120,000.00	\$120,000.00	\$120,000.00	\$120,000.00
REX ARCHITECTURE PC, 20 JAY STREET, BROOKLYN, NY (https://www.google.com/maps/place/20%20JAY%20STREET,BROOKLYN,NY)	Graph	1	\$76,000.00	\$76,000.00	\$76,000.00	\$76,000.00
SIMPLEHEALTH VENTURES INC, 20 JAY STREET #319, BROOKLYN, NY (https://www.google.com/maps/place/20%20JAY%20STREET%20#319,BROOKLYN,NY)	Graph	1	\$75,000.00	\$75,000.00	\$75,000.00	\$75,000.00
STINK DIGITAL USA, LLC, 20 JAY STREET, BROOKLYN, NY (https://www.google.com/maps/place/20%20JAY%20STREET,BROOKLYN,NY)	Graph	1	\$145,000.00	\$145,000.00	\$145,000.00	\$145,000.00
RED ANTLER, LLC, 20 JAY STREET, BROOKLYN, NY (https://www.google.com/maps/place/20%20JAY%20STREET,BROOKLYN,NY)	Graph	3	\$74,333.33	\$85,000.00	\$53,000.00	\$85,000.00
Totals	Graph	18	\$89,583.33	\$75,000.00	\$38,000.00	\$180,000.00

Employer Name/Worksite Address	Graph	Count	Mean Wage	Median Wage	Lowest Wage	Highest Wage
GROUND CONTROL TOURING INC, 20 JAY STREET STE 826, BROOKLYN, NY (https://www.google.com/maps/place/20%20JAY%20STREET%20STE%20826,BROOKLYN,NY)	Graph	1	\$39,000.00	\$39,000.00	\$39,000.00	\$39,000.00

Employer Name/Worksite Address	Graph	Count	Mean Wage	Median Wage	Lowest Wage	Highest Wage
OPENTRONS LABWORKS INC., 20 JAY ST, BROOKLYN, NY (https://www.google.com/maps/place/20%20JAY%20ST.,BROOKLYN,NY)	Graph	1	\$120,000.00	\$120,000.00	\$120,000.00	\$120,000.00
SIMPLEHEALTH VENTURES INC, 20 JAY STREET #319, BROOKLYN, NY (https://www.google.com/maps/place/20%20JAY%20STREET%20#319,BROOKLYN,NY)	Graph	1	\$75,000.00	\$75,000.00	\$75,000.00	\$75,000.00
LIGHTHOUSE.IO INC., 20 JAY ST, BROOKLYN, NY (https://www.google.com/maps/place/20%20JAY%20ST,BROOKLYN,NY)	Graph	4	\$105,722.50	\$70,000.00	\$42,890.00	\$160,000.00
STINK DIGITAL USA, LLC, 20 JAY STREET, BROOKLYN, NY (https://www.google.com/maps/place/20%20JAY%20STREET,BROOKLYN,NY)	Graph	13	\$80,106.92	\$67,500.00	\$38,000.00	\$180,000.00
Totals	Graph	20	\$84,914.00	\$70,000.00	\$38,000.00	\$180,000.00

Latitude: 40.704265 Longitude: -73.561403

Employer Name/Employer Address	Graph	Count	Mean Wage	Median Wage	Lowest Wage	Highest Wage
PRAVINCHANDRA J. PATEL, P.C., 1554 SHERWOOD DRIVE, EAST MEADOW, NY (https://www.google.com/maps/place/1554%20SHERWOOD%20DRIVE,EAST%20MEADOW,NY)	Graph	1	\$69,992.00	\$69,992.00	\$69,992.00	\$69,992.00
Totals	Graph	1	\$69,992.00	\$69,992.00	\$69,992.00	\$69,992.00

Employer Name/Worksite Address	Graph	Count	Mean Wage	Median Wage	Lowest Wage	Highest Wage
PRAVINCHANDRA J. PATEL, P.C., 1554 SHERWOOD DRIVE, EAST MEADOW, NY (https://www.google.com/maps/place/1554%20SHERWOOD%20DRIVE,EAST%20MEADOW,NY)	Graph	1	\$69,992.00	\$69,992.00	\$69,992.00	\$69,992.00
Totals	Graph	1	\$69,992.00	\$69,992.00	\$69,992.00	\$69,992.00

Latitude: 40.704321 Longitude: -74.011633

Employer Name/Employer Address	Graph	Count	Mean Wage	Median Wage	Lowest Wage	Highest Wage
ATLAS360 INC., 80 BROAD STREET, NEW YORK, NY (https://www.google.com/maps/place/80%20BROAD%20STREET,NEW%20YORK,NY)	Graph	1	\$55,000.00	\$55,000.00	\$55,000.00	\$55,000.00
BEHAVIORAL IDEAS LAB INC, 80 BROAD STREET, NEW YORK, NY (https://www.google.com/maps/place/80%20BROAD%20STREET,NEW%20YORK,NY)	Graph	1	\$142,000.00	\$142,000.00	\$142,000.00	\$142,000.00
DLD ASSET MANAGEMENT, LP, 80 BROAD STREET, NEW YORK, NY (https://www.google.com/maps/place/80%20BROAD%20STREET,NEW%20YORK,NY)	Graph	1	\$50,000.00	\$50,000.00	\$50,000.00	\$50,000.00
HAMLIN WILLIAMS INC, 80 BROAD STREET, NEW YORK, NY (https://www.google.com/maps/place/80%20BROAD%20STREET,NEW%20YORK,NY)	Graph	1	\$47,000.00	\$47,000.00	\$47,000.00	\$47,000.00
LOYALKASPAR, INC., 80 BROAD STREET, NEW YORK, NY (https://www.google.com/maps/place/80%20BROAD%20STREET,NEW%20YORK,NY)	Graph	1	\$40,000.00	\$40,000.00	\$40,000.00	\$40,000.00
MAKES SENSE OT SLP PLLC, 80 BROAD STREET, SUITE 1702, NEW YORK, NY (https://www.google.com/maps/place/80%20BROAD%20STREET,%20SUITE%201702,NEW%20YORK,NY)	Graph	1	\$60,000.00	\$60,000.00	\$60,000.00	\$60,000.00
MOED DE ARMAS & SHANNON ARCHITECTS D/B/A MDEAS ARCHITECTS, 80 BROAD STREET, NEW YORK, NY (https://www.google.com/maps/place/80%20BROAD%20STREET,NEW%20YORK,NY)	Graph	1	\$53,000.00	\$53,000.00	\$53,000.00	\$53,000.00
NATURAL RESOURCE GOVERNANCE INSTITUTE, 80 BROAD STREET, NEW YORK, NY (https://www.google.com/maps/place/80%20BROAD%20STREET,NEW%20YORK,NY)	Graph	1	\$52,062.00	\$52,062.00	\$52,062.00	\$52,062.00
NETAROUND INC., 80 BROAD STREET, NEW YORK, NY (https://www.google.com/maps/place/80%20BROAD%20STREET,NEW%20YORK,NY)	Graph	1	\$66,560.00	\$66,560.00	\$66,560.00	\$66,560.00
OIKOS NETWORKS, INC., 80 BROAD ST, 5TH FLOOR, NEW YORK, NY (https://www.google.com/maps/place/80%20BROAD%20ST,%205TH%20FLOOR,NEW%20YORK,NY)	Graph	1	\$65,000.00	\$65,000.00	\$65,000.00	\$65,000.00
ONE ACRE FUND, 80 BROAD STREET, NEW YORK, NY (https://www.google.com/maps/place/80%20BROAD%20STREET,NEW%20YORK,NY)	Graph	1	\$57,500.00	\$57,500.00	\$57,500.00	\$57,500.00
PROVIATEK, INC., 80 BROAD STREET, NEW YORK, NY (https://www.google.com/maps/place/80%20BROAD%20STREET,NEW%20YORK,NY)	Graph	1	\$72,000.00	\$72,000.00	\$72,000.00	\$72,000.00
STELLAR FREIGHT, LTD, 80 BROAD STREET, NEW YORK, NY (https://www.google.com/maps/place/80%20BROAD%20STREET,NEW%20YORK,NY)	Graph	1	\$110,000.00	\$110,000.00	\$110,000.00	\$110,000.00

Employer Name/Employer Address	Graph	Count	Mean Wage	Median Wage	Lowest Wage	Highest Wage
LABELIUM CORP, 80 BROAD STREET, NEW YORK, NY (https://www.google.com/maps/place/80%20BROAD%20STREET,NEW%20YORK,NY)	Graph	2	\$67,062.50	\$59,125.00	\$59,125.00	\$75,000.00
RPCK RASTEGAR PANCHAL , PC, 80 BROAD STREET, NEW YORK, NY (https://www.google.com/maps/place/80%20BROAD%20STREET,NEW%20YORK,NY)	Graph	2	\$90,000.00	\$90,000.00	\$90,000.00	\$90,000.00
PROSPECT 33 LLC, 80 BROAD STREET, NEW YORK, NY (https://www.google.com/maps/place/80%20BROAD%20STREET,NEW%20YORK,NY)	Graph	3	\$59,654.67	\$48,589.00	\$46,821.00	\$83,554.00
Totals	Graph	20	\$68,160.55	\$59,125.00	\$40,000.00	\$142,000.00

Employer Name/Worksite Address	Graph	Count	Mean Wage	Median Wage	Lowest Wage	Highest Wage
OIKOS NETWORKS, INC., 80 BROAD ST, 5TH FLOOR, NEW YORK, NY (https://www.google.com/maps/place/80%20BROAD%20ST,%205TH%20FLOOR,NEW%20YORK,NY)	Graph	1	\$65,000.00	\$65,000.00	\$65,000.00	\$65,000.00
SUNSHINE DEVELOPMENTAL SCHOOL, INC., 80 BROAD STREET, SUITE 1702, NEW YORK, NY (https://www.google.com/maps/place/80%20BROAD%20STREET,%20SUITE%201702,NEW%20YORK,NY)	Graph	2	\$60,000.00	\$60,000.00	\$60,000.00	\$60,000.00
ONE ACRE FUND, 80 BROAD STREET, NEW YORK, NY (https://www.google.com/maps/place/80%20BROAD%20STREET,NEW%20YORK,NY)	Graph	19	\$66,899.37	\$57,500.00	\$40,000.00	\$142,000.00
Totals	Graph	22	\$66,185.82	\$59,125.00	\$40,000.00	\$142,000.00

Latitude: 40.70433 Longitude: -73.921072

Employer Name/Employer Address	Graph	Count	Mean Wage	Median Wage	Lowest Wage	Highest Wage
BROOKLYN VIDEO INC, 115 WEST 29TH STREET SUITE 903, NEW YORK, NY (https://www.google.com/maps/place/115%20WEST%2029TH%20STREET%20SUITE%20903,NEW%20YORK,NY)	Graph	1	\$104,000.00	\$104,000.00	\$104,000.00	\$104,000.00
Totals	Graph	1	\$104,000.00	\$104,000.00	\$104,000.00	\$104,000.00

Employer Name/Worksite Address	Graph	Count	Mean Wage	Median Wage	Lowest Wage	Highest Wage
BROOKLYN VIDEO INC, 115 WEST 29TH STREET SUITE 903, NEW YORK, NY (https://www.google.com/maps/place/115%20WEST%2029TH%20STREET%20SUITE%20903,NEW%20YORK,NY)	Graph	1	\$104,000.00	\$104,000.00	\$104,000.00	\$104,000.00
CLASSIC YOUTH INC, 119 INGRAHAM STREET, BROOKLYN, NY (https://www.google.com/maps/place/119%20INGRAHAM%20STREET,BROOKLYN,NY)	Graph	1	\$52,000.00	\$52,000.00	\$52,000.00	\$52,000.00
ANYWAYS HERE'S THE THING, LLC, 200 MORGAN AVE, BROOKLYN, NY (https://www.google.com/maps/place/200%20MORGAN%20AVE,BROOKLYN,NY)	Graph	2	\$43,264.00	\$38,771.20	\$38,771.20	\$43,264.00
Totals	Graph	4	\$60,632.00	\$47,756.80	\$38,771.20	\$104,000.00

Latitude: 40.704365 Longitude: -73.936721

Employer Name/Employer Address	Graph	Count	Mean Wage	Median Wage	Lowest Wage	Highest Wage
CARTODB, INC., 201 MOORE STREET, BROOKLYN, NY (https://www.google.com/maps/place/201%20MOORE%20STREET,BROOKLYN,NY)	Graph	1	\$60,000.00	\$60,000.00	\$60,000.00	\$60,000.00
Totals	Graph	1	\$60,000.00	\$60,000.00	\$60,000.00	\$60,000.00

Employer Name/Worksite Address	Graph	Count	Mean Wage	Median Wage	Lowest Wage	Highest Wage
CARTODB, INC., 201 MOORE STREET, BROOKLYN, NY (https://www.google.com/maps/place/201%20MOORE%20STREET,BROOKLYN,NY)	Graph	1	\$60,000.00	\$60,000.00	\$60,000.00	\$60,000.00
Totals	Graph	1	\$60,000.00	\$60,000.00	\$60,000.00	\$60,000.00

Latitude: 40.704376 Longitude: -74.008436

Employer Name/Employer Address	Graph	Count	Mean Wage	Median Wage	Lowest Wage	Highest Wage
ARUP ADVISORY, INC., 77 WATER STREET, NEW YORK, NY (https://www.google.com/maps/place/77%20WATER%20STREET,NEW%20YORK,NY)	Graph	1	\$92,000.00	\$92,000.00	\$92,000.00	\$92,000.00
LACTALIS AMERICAN GROUP, INC., 77 WATER STREET, NEW YORK, NY (https://www.google.com/maps/place/77%20WATER%20STREET,NEW%20YORK,NY)	Graph	1	\$78,000.00	\$78,000.00	\$78,000.00	\$78,000.00
OVE ARUP & PARTNERS PC, 77 WATER STREET, NEW YORK, NY (https://www.google.com/maps/place/77%20WATER%20STREET,NEW%20YORK,NY)	Graph	1	\$70,000.00	\$70,000.00	\$70,000.00	\$70,000.00
CAISSA, LLC, 77 WATER STREET, NEW YORK, NY (https://www.google.com/maps/place/77%20WATER%20STREET,NEW%20YORK,NY)	Graph	2	\$93,500.00	\$72,000.00	\$72,000.00	\$115,000.00
MEDINNOVA USA INC, 77 WATER STREET, 8TH FLOOR, NEW YORK, NY (https://www.google.com/maps/place/77%20WATER%20STREET,%208TH%20FLOOR,NEW%20YORK,NY)	Graph	6	\$57,546.67	\$56,160.00	\$47,840.00	\$72,800.00
OVE ARUP & PARTNERS PC, 77 WATER STREET, NEW YORK, NY (https://www.google.com/maps/place/77%20WATER%20STREET,NEW%20YORK,NY)	Graph	13	\$81,492.31	\$78,650.00	\$63,000.00	\$104,500.00
THE CAPITAL MARKETS COMPANY, 77 WATER STREET, NEW YORK, NY (https://www.google.com/maps/place/77%20WATER%20STREET,NEW%20YORK,NY)	Graph	21	\$115,809.52	\$115,000.00	\$85,000.00	\$152,000.00
Totals	Graph	45	\$94,748.44	\$93,000.00	\$47,840.00	\$152,000.00

Employer Name/Worksite Address	Graph	Count	Mean Wage	Median Wage	Lowest Wage	Highest Wage
MEDINNOVA USA INC, 77 WATER STREET, 8TH FLOOR, NEW YORK, NY (https://www.google.com/maps/place/77%20WATER%20STREET,%208TH%20FLOOR,NEW%20YORK,NY)	Graph	6	\$57,546.67	\$56,160.00	\$47,840.00	\$72,800.00
THE CAPITAL MARKETS COMPANY, 77 WATER STREET, NEW YORK, NY (https://www.google.com/maps/place/77%20WATER%20STREET,NEW%20YORK,NY)	Graph	39	\$100,010.26	\$100,000.00	\$60,000.00	\$152,000.00
Totals	Graph	45	\$94,348.44	\$93,000.00	\$47,840.00	\$152,000.00

Latitude: 40.704376 Longitude: -73.986876

Employer Name/Employer Address	Graph	Count	Mean Wage	Median Wage	Lowest Wage	Highest Wage
SMARTGIFT INC., 30 JOHN STREET, BROOKLYN, NY (https://www.google.com/maps/place/30%20JOHN%20STREET,BROOKLYN,NY)	Graph	1	\$71,000.00	\$71,000.00	\$71,000.00	\$71,000.00
Totals	Graph	1	\$71,000.00	\$71,000.00	\$71,000.00	\$71,000.00

Employer Name/Worksite Address	Graph	Count	Mean Wage	Median Wage	Lowest Wage	Highest Wage
SMARTGIFT INC., 30 JOHN STREET, BROOKLYN, NY (https://www.google.com/maps/place/30%20JOHN%20STREET,BROOKLYN,NY)	Graph	1	\$71,000.00	\$71,000.00	\$71,000.00	\$71,000.00
Totals	Graph	1	\$71,000.00	\$71,000.00	\$71,000.00	\$71,000.00

Latitude: 40.704382 Longitude: -73.987102

Employer Name/Employer Address	Graph	Count	Mean Wage	Median Wage	Lowest Wage	Highest Wage
WHITE LION DESIGN INC., 20 JOHN STREET, BROOKLYN, NY (https://www.google.com/maps/place/20%20JOHN%20STREET,BROOKLYN,NY)	Graph	1	\$55,000.00	\$55,000.00	\$55,000.00	\$55,000.00
WHITE LION DESIGN, INC., 20 JOHN STREET, BROOKLYN, NY (https://www.google.com/maps/place/20%20JOHN%20STREET,BROOKLYN,NY)	Graph	1	\$75,000.00	\$75,000.00	\$75,000.00	\$75,000.00
Totals	Graph	2	\$65,000.00	\$55,000.00	\$55,000.00	\$75,000.00

Employer Name/Worksite Address	Graph	Count	Mean Wage	Median Wage	Lowest Wage	Highest Wage
WHITE LION DESIGN, 20 JOHN ST, BROOKLYN, NY (https://www.google.com/maps/place/20%20JOHN%20ST,BROOKLYN,NY)	Graph	1	\$70,000.00	\$70,000.00	\$70,000.00	\$70,000.00
WHITE LION DESIGN, INC., 20 JOHN STREET, BROOKLYN, NY (https://www.google.com/maps/place/20%20JOHN%20STREET,BROOKLYN,NY)	Graph	2	\$65,000.00	\$55,000.00	\$55,000.00	\$75,000.00

Employer Name/Worksite Address	Graph	Count	Mean Wage	Median Wage	Lowest Wage	Highest Wage
Totals	Graph	3	\$66,666.67	\$70,000.00	\$55,000.00	\$75,000.00

Latitude: 40.704483 Longitude: -74.011498

Employer Name/Employer Address	Graph	Count	Mean Wage	Median Wage	Lowest Wage	Highest Wage
CHARLES TAYLOR P&I MANAGEMENT (AMERICAS), INC., 75 BROAD STREET, NEW YORK, NY (https://www.google.com/maps/place/75%20BROAD%20STREET,NEW%20YORK,NY)	Graph	1	\$99,700.00	\$99,700.00	\$99,700.00	\$99,700.00
HALEY GUILIANO LLP, 75 BROAD STREET, SUITE 1000, NEW YORK, NY (https://www.google.com/maps/place/75%20BROAD%20STREET,%20SUITE%201000,NEW%20YORK,NY)	Graph	1	\$104,811.20	\$104,811.20	\$104,811.20	\$104,811.20
LEXOLUTION, LLC, 75 BROAD STREET, SUITE 610, NEW YORK, NY (https://www.google.com/maps/place/75%20BROAD%20STREET,%20SUITE%20610,NEW%20YORK,NY)	Graph	1	\$100,000.00	\$100,000.00	\$100,000.00	\$100,000.00
ORDERGROOVE, INC., 75 BROAD STREET, 23RD FLOOR, NEW YORK, NY (https://www.google.com/maps/place/75%20BROAD%20STREET,%2023RD%20FLOOR,NEW%20YORK,NY)	Graph	1	\$67,000.00	\$67,000.00	\$67,000.00	\$67,000.00
STELLASERVICE, INC., 75 BROAD STREET, NEW YORK, NY (https://www.google.com/maps/place/75%20BROAD%20STREET,NEW%20YORK,NY)	Graph	1	\$70,000.00	\$70,000.00	\$70,000.00	\$70,000.00
URBAN FT, INC., 75 BROAD STREET, NEW YORK, NY (https://www.google.com/maps/place/75%20BROAD%20STREET,NEW%20YORK,NY)	Graph	1	\$135,000.00	\$135,000.00	\$135,000.00	\$135,000.00
SYNPULSE USA, INC., 75 BROAD STREET, SUITE 2910, NEW YORK, NY (https://www.google.com/maps/place/75%20BROAD%20STREET,%20SUITE%202910,NEW%20YORK,NY)	Graph	2	\$82,800.00	\$76,800.00	\$76,800.00	\$88,800.00
Totals	Graph	8	\$92,763.90	\$88,800.00	\$67,000.00	\$135,000.00

Employer Name/Worksite Address	Graph	Count	Mean Wage	Median Wage	Lowest Wage	Highest Wage
LEXOLUTION, LLC, 75 BROAD STREET, SUITE 610, NEW YORK, NY (https://www.google.com/maps/place/75%20BROAD%20STREET,%20SUITE%20610,NEW%20YORK,NY)	Graph	1	\$100,000.00	\$100,000.00	\$100,000.00	\$100,000.00
ORDERGROOVE, INC., 75 BROAD STREET, 23RD FLOOR, NEW YORK, NY (https://www.google.com/maps/place/75%20BROAD%20STREET,%2023RD%20FLOOR,NEW%20YORK,NY)	Graph	1	\$67,000.00	\$67,000.00	\$67,000.00	\$67,000.00
SYNPULSE USA, INC., 75 BROAD STREET, SUITE 2910, NEW YORK, NY (https://www.google.com/maps/place/75%20BROAD%20STREET,%20SUITE%202910,NEW%20YORK,NY)	Graph	2	\$82,800.00	\$76,800.00	\$76,800.00	\$88,800.00
HUMAN RIGHTS FIRST, 75 BROAD STREET, NEW YORK, NY (https://www.google.com/maps/place/75%20BROAD%20STREET,NEW%20YORK,NY)	Graph	4	\$91,175.00	\$70,000.00	\$60,000.00	\$135,000.00
Totals	Graph	8	\$87,162.50	\$76,800.00	\$60,000.00	\$135,000.00

Latitude: 40.704556 Longitude: -73.935737

Employer Name/Employer Address	Graph	Count	Mean Wage	Median Wage	Lowest Wage	Highest Wage
WONTON FOOD, INC., 220-222 MOORE STREET, BROOKLYN, NY (https://www.google.com/maps/place/220-222%20MOORE%20STREET,BROOKLYN,NY)	Graph	5	\$52,961.20	\$48,714.00	\$46,675.00	\$72,301.00
Totals	Graph	5	\$52,961.20	\$48,714.00	\$46,675.00	\$72,301.00

Employer Name/Worksite Address	Graph	Count	Mean Wage	Median Wage	Lowest Wage	Highest Wage
WONTON FOOD, INC., 220-222 MOORE STREET, BROOKLYN, NY (https://www.google.com/maps/place/220-222%20MOORE%20STREET,BROOKLYN,NY)	Graph	5	\$52,961.20	\$48,714.00	\$46,675.00	\$72,301.00
Totals	Graph	5	\$52,961.20	\$48,714.00	\$46,675.00	\$72,301.00

Latitude: 40.704596 Longitude: -74.010461

Employer Name/Employer Address	Graph	Count	Mean Wage	Median Wage	Lowest Wage	Highest Wage
BASE DESIGN INC, 13 S WILLIAM ST, NEW YORK, NY (https://www.google.com/maps/place/13%20S%20WILLIAM%20ST,NEW%20YORK,NY)	Graph	1	\$150,000.00	\$150,000.00	\$150,000.00	\$150,000.00

Employer Name/Employer Address	Graph	Count	Mean Wage	Median Wage	Lowest Wage	Highest Wage
Totals	Graph	1	\$150,000.00	\$150,000.00	\$150,000.00	\$150,000.00

Employer Name/Worksite Address	Graph	Count	Mean Wage	Median Wage	Lowest Wage	Highest Wage
BASE DESIGN INC, 13 S WILLIAM ST, NEW YORK, NY (https://www.google.com/maps/place/13%20S%20WILLIAM%20ST,NEW%20YORK,NY)	Graph	1	\$150,000.00	\$150,000.00	\$150,000.00	\$150,000.00
Totals	Graph	1	\$150,000.00	\$150,000.00	\$150,000.00	\$150,000.00

Latitude: 40.704631 Longitude: -74.009463

Employer Name/Employer Address	Graph	Count	Mean Wage	Median Wage	Lowest Wage	Highest Wage
MS IMAGES LLC, 11 HANOVER SQUARE, NEW YORK, NY (https://www.google.com/maps/place/11%20HANOVER%20SQUARE,NEW%20YORK,NY)	Graph	1	\$55,000.00	\$55,000.00	\$55,000.00	\$55,000.00
BRIGHT POWER, INC., 11 HANOVER SQUARE, 21ST FLOOR, NEW YORK, NY (https://www.google.com/maps/place/11%20HANOVER%20SQUARE,%2021ST%20FLOOR,NEW%20YORK,NY)	Graph	5	\$65,973.60	\$64,813.00	\$58,386.00	\$75,317.00
Totals	Graph	6	\$64,144.67	\$61,131.00	\$55,000.00	\$75,317.00

Employer Name/Worksite Address	Graph	Count	Mean Wage	Median Wage	Lowest Wage	Highest Wage
BRIGHT POWER, INC., 11 HANOVER SQUARE, 21ST FLOOR, NEW YORK, NY (https://www.google.com/maps/place/11%20HANOVER%20SQUARE,%2021ST%20FLOOR,NEW%20YORK,NY)	Graph	5	\$65,973.60	\$64,813.00	\$58,386.00	\$75,317.00
Totals	Graph	5	\$65,973.60	\$64,813.00	\$58,386.00	\$75,317.00

Latitude: 40.704634 Longitude: -74.008296

Employer Name/Employer Address	Graph	Count	Mean Wage	Median Wage	Lowest Wage	Highest Wage
MICHAEL G. FAHEY ARCHITECT P.C., 90 WATER STREET, FOURTH FLOOR, NEW YORK, NY (https://www.google.com/maps/place/90%20WATER%20STREET,%20FOURTH%20FLOOR,NEW%20YORK,NY)	Graph	1	\$60,000.00	\$60,000.00	\$60,000.00	\$60,000.00
BLUESTONE LANE HOLDINGS LLC, 90 WATER ST, NEW YORK, NY (https://www.google.com/maps/place/90%20WATER%20ST,NEW%20YORK,NY)	Graph	10	\$68,310.00	\$62,500.00	\$48,600.00	\$100,000.00
Totals	Graph	11	\$67,554.55	\$62,500.00	\$48,600.00	\$100,000.00

Employer Name/Worksite Address	Graph	Count	Mean Wage	Median Wage	Lowest Wage	Highest Wage
MICHAEL G. FAHEY ARCHITECT P.C., 90 WATER STREET, FOURTH FLOOR, NEW YORK, NY (https://www.google.com/maps/place/90%20WATER%20STREET,%20FOURTH%20FLOOR,NEW%20YORK,NY)	Graph	1	\$60,000.00	\$60,000.00	\$60,000.00	\$60,000.00
Totals	Graph	1	\$60,000.00	\$60,000.00	\$60,000.00	\$60,000.00

Latitude: 40.704634 Longitude: -73.835007

Employer Name/Employer Address	Graph	Count	Mean Wage	Median Wage	Lowest Wage	Highest Wage
RELIABLE NYC CONSTRUCTION INC, 83-75 117TH ST APT 5F, RICHMOND HILL, NY (https://www.google.com/maps/place/83-75%20117TH%20ST%20APT%205F,RICHMOND%20HILL,NY)	Graph	1	\$62,200.00	\$62,200.00	\$62,200.00	\$62,200.00
RELIABLE NYC CONSTRUCTION INC., 83-75 117TH STREET, RICHMOND HILL, NY (https://www.google.com/maps/place/83-75%20117TH%20STREET,RICHMOND%20HILL,NY)	Graph	2	\$49,920.00	\$49,920.00	\$49,920.00	\$49,920.00
Totals	Graph	3	\$54,013.33	\$49,920.00	\$49,920.00	\$62,200.00

Employer Name/Worksite Address	Graph	Count	Mean Wage	Median Wage	Lowest Wage	Highest Wage
--------------------------------	-------	-------	-----------	-------------	-------------	--------------

Employer Name/Worksite Address	Graph	Count	Mean Wage	Median Wage	Lowest Wage	Highest Wage
RELIABLE NYC CONSTRUCTION INC., 83-75 117TH STREET, RICHMOND HILL, NY (https://www.google.com/maps/place/83-75%20117TH%20STREET,RICHMOND%20HILL,NY)	Graph	2	\$49,920.00	\$49,920.00	\$49,920.00	\$49,920.00
Totals	Graph	2	\$49,920.00	\$49,920.00	\$49,920.00	\$49,920.00

Latitude: 40.704687 Longitude: -73.917566

Employer Name/Worksite Address	Graph	Count	Mean Wage	Median Wage	Lowest Wage	Highest Wage
WYCKOFF HEIGHTS MEDICAL CENTER, 374 STOCKHOLM STREET, BROOKLYN, NY (https://www.google.com/maps/place/374%20STOCKHOLM%20STREET,BROOKLYN,NY)	Graph	2	\$71,610.40	\$68,220.80	\$68,220.80	\$75,000.00
Totals	Graph	2	\$71,610.40	\$68,220.80	\$68,220.80	\$75,000.00

Employer Name/Worksite Address	Graph	Count	Mean Wage	Median Wage	Lowest Wage	Highest Wage
WYCKOFF HEIGHTS MEDICAL CENTER, 374 STOCKHOLM STREET, BROOKLYN, NY (https://www.google.com/maps/place/374%20STOCKHOLM%20STREET,BROOKLYN,NY)	Graph	3	\$139,406.93	\$75,000.00	\$68,220.80	\$275,000.00
Totals	Graph	3	\$139,406.93	\$75,000.00	\$68,220.80	\$275,000.00

Latitude: 40.704688 Longitude: -74.009535

Employer Name/Worksite Address	Graph	Count	Mean Wage	Median Wage	Lowest Wage	Highest Wage
IBT MEDIA INC., 7 HANOVER SQUARE, NEW YORK, NY (https://www.google.com/maps/place/7%20HANOVER%20SQUARE,NEW%20YORK,NY)	Graph	1	\$60,000.00	\$60,000.00	\$60,000.00	\$60,000.00
IBT MEDIA, INC, 7 HANOVER SQUARE, NEW YORK, NY (https://www.google.com/maps/place/7%20HANOVER%20SQUARE,NEW%20YORK,NY)	Graph	1	\$60,000.00	\$60,000.00	\$60,000.00	\$60,000.00
IBT MEDIA, INC., 7 HANOVER SQUARE, NEW YORK, NY (https://www.google.com/maps/place/7%20HANOVER%20SQUARE,NEW%20YORK,NY)	Graph	1	\$250,000.00	\$250,000.00	\$250,000.00	\$250,000.00
THE GUARDIAN LIFE INSURANCE COMPANY OF AMERICA, 7 HANOVER SQUARE, NEW YORK, NY (https://www.google.com/maps/place/7%20HANOVER%20SQUARE,NEW%20YORK,NY)	Graph	28	\$114,553.79	\$114,338.00	\$71,531.00	\$166,379.00
Totals	Graph	31	\$115,403.42	\$114,338.00	\$60,000.00	\$250,000.00

Employer Name/Worksite Address	Graph	Count	Mean Wage	Median Wage	Lowest Wage	Highest Wage
MARLABS, INC., 7 HANOVER SQUARE, NEW YORK CITY, NY (https://www.google.com/maps/place/7%20HANOVER%20SQUARE,NEW%20YORK%20CITY,NY)	Graph	11	\$70,400.91	\$69,701.00	\$69,701.00	\$77,400.00
CAPGEMINI AMERICA INC, 7 HANOVER SQ, NEW YORK, NY (https://www.google.com/maps/place/7%20HANOVER%20SQ,NEW%20YORK,NY)	Graph	13	\$79,456.92	\$75,800.00	\$60,000.00	\$95,800.00
TECH MAHINDRA (AMERICAS),INC., 7 HANOVER SQUARE, NEW YORK, NY (https://www.google.com/maps/place/7%20HANOVER%20SQUARE,NEW%20YORK,NY)	Graph	90	\$90,769.21	\$76,100.00	\$60,000.00	\$250,000.00
Totals	Graph	114	\$87,513.85	\$76,100.00	\$60,000.00	\$250,000.00

Latitude: 40.704688 Longitude: -74.006855

Employer Name/Worksite Address	Graph	Count	Mean Wage	Median Wage	Lowest Wage	Highest Wage
CITI VENTURES INC., 111 WALL STREET, NEW YORK, NY (https://www.google.com/maps/place/111%20WALL%20STREET,NEW%20YORK,NY)	Graph	1	\$135,000.00	\$135,000.00	\$135,000.00	\$135,000.00
CITICORP CREDIT SERVICES, INC., 111 WALL STREET, NEW YORK, NY (https://www.google.com/maps/place/111%20WALL%20STREET,NEW%20YORK,NY)	Graph	1	\$170,000.00	\$170,000.00	\$170,000.00	\$170,000.00
CITIGROUP ENERGY INC., 111 WALL STREET, NEW YORK, NY (https://www.google.com/maps/place/111%20WALL%20STREET,NEW%20YORK,NY)	Graph	1	\$140,000.00	\$140,000.00	\$140,000.00	\$140,000.00

Employer Name/Employer Address	Graph	Count	Mean Wage	Median Wage	Lowest Wage	Highest Wage
CITIGROUP GLOBAL MARKETS OPERATIONS AND TECHNOLOGY, LLC, 111 WALL STREET, NEW YORK, NY (https://www.google.com/maps/place/111%20WALL%20STREET,NEW%20YORK,NY)	Graph	1	\$75,400.00	\$75,400.00	\$75,400.00	\$75,400.00
CITIGROUP TECHNOLOGY, INC., 111 WALL STREET, NEW YORK, NY (https://www.google.com/maps/place/111%20WALL%20STREET,NEW%20YORK,NY)	Graph	11	\$152,543.64	\$135,000.00	\$85,000.00	\$400,000.00
CITICORP NORTH AMERICA, INC., 111 WALL STREET, NEW YORK, NY (https://www.google.com/maps/place/111%20WALL%20STREET,NEW%20YORK,NY)	Graph	16	\$113,125.00	\$85,000.00	\$85,000.00	\$300,000.00
CITICORP CREDIT SERVICES, INC. (USA), 111 WALL STREET, NEW YORK, NY (https://www.google.com/maps/place/111%20WALL%20STREET,NEW%20YORK,NY)	Graph	28	\$119,018.34	\$125,000.00	\$70,000.00	\$160,000.00
CITIGROUP MANAGEMENT CORP., 111 WALL STREET, NEW YORK, NY (https://www.google.com/maps/place/111%20WALL%20STREET,NEW%20YORK,NY)	Graph	29	\$124,754.00	\$125,000.00	\$47,500.00	\$182,770.00
CITIGROUP GLOBAL MARKETS INC., 111 WALL STREET, NEW YORK, NY (https://www.google.com/maps/place/111%20WALL%20STREET,NEW%20YORK,NY)	Graph	228	\$118,142.78	\$95,000.00	\$52,500.00	\$300,000.00
CITIBANK, N.A., 111 WALL STREET, NEW YORK, NY (https://www.google.com/maps/place/111%20WALL%20STREET,NEW%20YORK,NY)	Graph	248	\$120,319.81	\$112,500.00	\$62,400.00	\$400,000.00
Totals	Graph	564	\$120,096.86	\$110,000.00	\$47,500.00	\$400,000.00

Employer Name/Worksite Address	Graph	Count	Mean Wage	Median Wage	Lowest Wage	Highest Wage
BAHA INDUSTRIES CORP., CITIGROUP, NEW YORK, NY (https://www.google.com/maps/place/CITIGROUP,NEW%20YORK,NY)	Graph	1	\$125,000.00	\$125,000.00	\$125,000.00	\$125,000.00
MORGAN STANLEY SERVICES GROUP INC., 111 WALL STREET, NEW YORK, NY (https://www.google.com/maps/place/111%20WALL%20%20STREET,NEW%20YORK,NY)	Graph	1	\$160,000.00	\$160,000.00	\$160,000.00	\$160,000.00
PRECISION TECHNOLOGIES CORP, 111 WALL STREET, 2ND FLOOR, NEW YORK, NY (https://www.google.com/maps/place/111%20WALL%20STREET,%202ND%20FLOOR,NEW%20YORK,NY)	Graph	1	\$60,000.00	\$60,000.00	\$60,000.00	\$60,000.00
PRIMESOFT, INC, 111 WALL STREET, NEW YORK CITY, NY (https://www.google.com/maps/place/111%20WALL%20STREET,NEW%20YORK%20CITY,NY)	Graph	1	\$73,000.00	\$73,000.00	\$73,000.00	\$73,000.00
TECHLAND INC, 111 WALL ST., NEW YORK, NY (https://www.google.com/maps/place/111%20WALL%20ST.,NEW%20YORK,NY)	Graph	4	\$114,962.75	\$91,874.00	\$74,621.00	\$195,700.00
GLOBAL SOFT TECH INC., 111 WALL STREET, 16TH FLOOR, NEW YORK, NY (https://www.google.com/maps/place/111%20WALL%20STREET,%2016TH%20FLOOR,NEW%20YORK,NY)	Graph	5	\$81,600.00	\$81,000.00	\$75,000.00	\$86,000.00
HEXAWARE TECHNOLOGIES, INC., CITIBANK, NEW YORK, NY (https://www.google.com/maps/place/CITIBANK,NEW%20YORK,NY)	Graph	6	\$61,600.00	\$60,600.00	\$60,600.00	\$66,600.00
INFOSYS LIMITED, 111 WALL ST, NEW YORK, NY (https://www.google.com/maps/place/111%20WALL%20ST,NEW%20YORK,NY)	Graph	87	\$98,236.37	\$91,000.00	\$60,000.00	\$140,000.00
IRIS SOFTWARE, INC., 111 WALL STREET, NEW YORK, NY (https://www.google.com/maps/place/111%20WALL%20STREET,NEW%20YORK,NY)	Graph	243	\$94,271.48	\$84,864.00	\$60,000.00	\$250,000.00
Totals	Graph	349	\$94,871.02	\$86,969.00	\$60,000.00	\$250,000.00

Latitude: 40.704734 Longitude: -74.009592

Employer Name/Employer Address	Graph	Count	Mean Wage	Median Wage	Lowest Wage	Highest Wage
MARULLI, LINDENBAUM & TOMASZEWSKI, LLP, 5 HANOVER SQUARE, 4TH FLOOR, NEW YORK, NY (https://www.google.com/maps/place/5%20HANOVER%20SQUARE,%204TH%20FLOOR,NEW%20YORK,NY)	Graph	1	\$80,000.00	\$80,000.00	\$80,000.00	\$80,000.00
MARULLI, LINEDENBAUN & TOMASZEWSKI, LLP, 5 HANOVER SQUARE, 4TH FLOOR, NEW YORK, NY (https://www.google.com/maps/place/5%20HANOVER%20SQUARE,%204TH%20FLOOR,NEW%20YORK,NY)	Graph	1	\$80,000.00	\$80,000.00	\$80,000.00	\$80,000.00
Totals	Graph	2	\$80,000.00	\$80,000.00	\$80,000.00	\$80,000.00

Employer Name/Worksite Address	Graph	Count	Mean Wage	Median Wage	Lowest Wage	Highest Wage
MARULLI, LINEDENBAUN & TOMASZEWSKI, LLP, 5 HANOVER SQUARE, 4TH FLOOR, NEW YORK, NY (https://www.google.com/maps/place/5%20HANOVER%20SQUARE,%204TH%20FLOOR,NEW%20YORK,NY)	Graph	2	\$80,000.00	\$80,000.00	\$80,000.00	\$80,000.00
TETRA TECH, INC., 5 HANOVER SQUARE, NEW YORK, NY (https://www.google.com/maps/place/5%20HANOVER%20SQUARE,NEW%20YORK,NY)	Graph	6	\$97,516.67	\$90,400.00	\$84,000.00	\$120,000.00

Employer Name/Worksite Address	Graph	Count	Mean Wage	Median Wage	Lowest Wage	Highest Wage
Totals	Graph	8	\$93,137.50	\$90,000.00	\$80,000.00	\$120,000.00

Latitude: 40.704782 Longitude: -74.006762

Employer Name/Employer Address	Graph	Count	Mean Wage	Median Wage	Lowest Wage	Highest Wage
BUSINESS & HUMAN RIGHTS RESOURCE CENTRE (U.S.) LTD., 120 WALL STREET, NEW YORK, NY (https://www.google.com/maps/place/120%20WALL%20STREET,NEW%20YORK,NY)	Graph	1	\$50,000.00	\$50,000.00	\$50,000.00	\$50,000.00
PILNET, 120 WALL STREET, NEW YORK, NY (https://www.google.com/maps/place/120%20WALL%20STREET,NEW%20YORK,NY)	Graph	1	\$65,000.00	\$65,000.00	\$65,000.00	\$65,000.00
DROGA5, LLC, 120 WALL STREET, NEW YORK, NY (https://www.google.com/maps/place/120%20WALL%20STREET,NEW%20YORK,NY)	Graph	37	\$136,810.81	\$125,000.00	\$60,000.00	\$300,000.00
Totals	Graph	39	\$132,743.59	\$115,000.00	\$50,000.00	\$300,000.00

Employer Name/Worksite Address	Graph	Count	Mean Wage	Median Wage	Lowest Wage	Highest Wage
DROGA5, LLC, 120 WALL STREET, NEW YORK, NY (https://www.google.com/maps/place/120%20WALL%20STREET,NEW%20YORK,NY)	Graph	42	\$125,652.42	\$100,000.00	\$31,200.00	\$300,000.00
Totals	Graph	42	\$125,652.42	\$100,000.00	\$31,200.00	\$300,000.00

Latitude: 40.704783 Longitude: -74.006763

Employer Name/Employer Address	Graph	Count	Mean Wage	Median Wage	Lowest Wage	Highest Wage
ACCERN CORPORATION, 110 WALL STREET, NEW YORK, NY (https://www.google.com/maps/place/110%20WALL%20STREET,NEW%20YORK,NY)	Graph	1	\$70,220.80	\$70,220.80	\$70,220.80	\$70,220.80
HNY FERRY, LLC, 110 WALL STREET, NEW YORK, NY (https://www.google.com/maps/place/110%20WALL%20STREET,NEW%20YORK,NY)	Graph	1	\$72,467.00	\$72,467.00	\$72,467.00	\$72,467.00
LATERAL, INC., 110 WALL STREET, NEW YORK, NY (https://www.google.com/maps/place/110%20WALL%20STREET,NEW%20YORK,NY)	Graph	1	\$130,000.00	\$130,000.00	\$130,000.00	\$130,000.00
TOM HENNES INC., 110 WALL STREET, NEW YORK, NY (https://www.google.com/maps/place/110%20WALL%20STREET,NEW%20YORK,NY)	Graph	1	\$70,000.00	\$70,000.00	\$70,000.00	\$70,000.00
VKANSEE TECHNOLOGY INC., 110 WALL STREET, NEW YORK, NY (https://www.google.com/maps/place/110%20WALL%20STREET,NEW%20YORK,NY)	Graph	1	\$150,000.00	\$150,000.00	\$150,000.00	\$150,000.00
ASC AMERICAS INC., 110 WALL ST, NEW YORK, NY (https://www.google.com/maps/place/110%20WALL%20ST,NEW%20YORK,NY)	Graph	2	\$65,000.00	\$65,000.00	\$65,000.00	\$65,000.00
WACHSMAN PR LLC, 110 WALL STREET, NEW YORK, NY (https://www.google.com/maps/place/110%20WALL%20STREET,NEW%20YORK,NY)	Graph	3	\$66,666.67	\$70,000.00	\$50,000.00	\$80,000.00
Totals	Graph	10	\$82,268.78	\$70,000.00	\$50,000.00	\$150,000.00

Employer Name/Worksite Address	Graph	Count	Mean Wage	Median Wage	Lowest Wage	Highest Wage
ZYNGA, INC., 110 WALL STREET, FLOOR 2, NEW YORK, NY (https://www.google.com/maps/place/110%20WALL%20STREET,%20FLOOR%202,NEW%20YORK,NY)	Graph	1	\$120,000.00	\$120,000.00	\$120,000.00	\$120,000.00
MPHASIS CORPORATION, 110 WALL ST, NEW YORK, NY (https://www.google.com/maps/place/110%20WALL%20ST,NEW%20YORK,NY)	Graph	22	\$71,164.55	\$71,781.00	\$65,000.00	\$71,781.00
MPHASIS CORPORATION, 110 WALL ST., NEW YORK, NY (https://www.google.com/maps/place/110%20WALL%20ST.,NEW%20YORK,NY)	Graph	25	\$90,376.00	\$90,376.00	\$90,376.00	\$90,376.00
WACHSMAN PR LLC, 110 WALL STREET, NEW YORK, NY (https://www.google.com/maps/place/110%20WALL%20STREET,NEW%20YORK,NY)	Graph	39	\$71,186.77	\$64,813.00	\$38,771.20	\$150,000.00
Totals	Graph	87	\$77,256.37	\$71,781.00	\$38,771.20	\$150,000.00

Latitude: 40.704798 Longitude: -73.399035

Employer Name/Employer Address	Graph	Count	Mean Wage	Median Wage	Lowest Wage	Highest Wage
JVK OPERATIONS LIMITED, 130 NEW HIGHWAY, NORTH AMITYVILLE, NY (https://www.google.com/maps/place/130%20NEW%20HIGHWAY,NORTH%20AMITYVILLE,NY)	Graph	1	\$63,440.00	\$63,440.00	\$63,440.00	\$63,440.00
Totals	Graph	1	\$63,440.00	\$63,440.00	\$63,440.00	\$63,440.00

Employer Name/Worksite Address	Graph	Count	Mean Wage	Median Wage	Lowest Wage	Highest Wage
JVK OPERATIONS LIMITED, 130 NEW HIGHWAY, NORTH AMITYVILLE, NY (https://www.google.com/maps/place/130%20NEW%20HIGHWAY,NORTH%20AMITYVILLE,NY)	Graph	1	\$63,440.00	\$63,440.00	\$63,440.00	\$63,440.00
Totals	Graph	1	\$63,440.00	\$63,440.00	\$63,440.00	\$63,440.00

Latitude: 40.704833 Longitude: -74.007092

Employer Name/Worksite Address	Graph	Count	Mean Wage	Median Wage	Lowest Wage	Highest Wage
CAPGEMINI AMERICA INC, 111 WALLS ST, NEW YORK CITY, NY (https://www.google.com/maps/place/111%20WALLS%20ST,NEW%20YORK%20CITY,NY)	Graph	2	\$100,277.00	\$100,277.00	\$100,277.00	\$100,277.00
Totals	Graph	2	\$100,277.00	\$100,277.00	\$100,277.00	\$100,277.00

Latitude: 40.704867 Longitude: -73.813048

Employer Name/Worksite Address	Graph	Count	Mean Wage	Median Wage	Lowest Wage	Highest Wage
NY BUILDING SYSTEMS CONSULTANT INC, 14728 HILLSIDE AVENUE, SUITE # 2F, JAMAICA, NY (https://www.google.com/maps/place/14728%20HILLSIDE%20AVENUE,%20SUITE%20#%202F,JAMAICA,NY)	Graph	1	\$61,069.00	\$61,069.00	\$61,069.00	\$61,069.00
Totals	Graph	1	\$61,069.00	\$61,069.00	\$61,069.00	\$61,069.00

Latitude: 40.70487 Longitude: -73.798113

Employer Name/Worksite Address	Graph	Count	Mean Wage	Median Wage	Lowest Wage	Highest Wage
SAFE SPACE NYC, INC., 89-74 162ND STREET, JAMAICA, NY (https://www.google.com/maps/place/89-74%20162ND%20STREET,JAMAICA,NY)	Graph	1	\$58,000.00	\$58,000.00	\$58,000.00	\$58,000.00
Totals	Graph	1	\$58,000.00	\$58,000.00	\$58,000.00	\$58,000.00

Latitude: 40.704911 Longitude: -74.012092

Employer Name/Employer Address	Graph	Count	Mean Wage	Median Wage	Lowest Wage	Highest Wage
NSONE INC., 16 BEAVER STREET, NEW YORK, NY (https://www.google.com/maps/place/16%20BEAVER%20STREET,NEW%20YORK,NY)	Graph	1	\$120,000.00	\$120,000.00	\$120,000.00	\$120,000.00
Totals	Graph	1	\$120,000.00	\$120,000.00	\$120,000.00	\$120,000.00

Employer Name/Worksite Address	Graph	Count	Mean Wage	Median Wage	Lowest Wage	Highest Wage
NSONE INC., 16 BEAVER STREET, NEW YORK, NY (https://www.google.com/maps/place/16%20BEAVER%20STREET,NEW%20YORK,NY)	Graph	1	\$120,000.00	\$120,000.00	\$120,000.00	\$120,000.00
Totals	Graph	1	\$120,000.00	\$120,000.00	\$120,000.00	\$120,000.00

Latitude: 40.704918 Longitude: -74.0141

Employer Name/Employer Address	Graph	Count	Mean Wage	Median Wage	Lowest Wage	Highest Wage
--------------------------------	-------	-------	-----------	-------------	-------------	--------------

Employer Name/Employer Address	Graph	Count	Mean Wage	Median Wage	Lowest Wage	Highest Wage
CITTONE & CHINTA LLP, 11 BROADWAY, SUITE 615, NEW YORK, NY (https://www.google.com/maps/place/11%20BROADWAY,%20SUITE%20615,NEW%20YORK,NY)	Graph	1	\$46,696.00	\$46,696.00	\$46,696.00	\$46,696.00
ENTECH ENGINEERING P.C., 11 BROADWAY 21ST FLOOR, NEW YORK, NY (https://www.google.com/maps/place/11%20BROADWAY%2021ST%20FLOOR,NEW%20YORK,NY)	Graph	1	\$64,896.00	\$64,896.00	\$64,896.00	\$64,896.00
FLATIRON SCHOOL, INC., 11 BROADWAY, NEW YORK, NY (https://www.google.com/maps/place/11%20BROADWAY,NEW%20YORK,NY)	Graph	1	\$62,500.00	\$62,500.00	\$62,500.00	\$62,500.00
GRAY TOLUB LLP, 11 BROADWAY, SUITE 615, NEW YORK, NY (https://www.google.com/maps/place/11%20BROADWAY,%20SUITE%20615,NEW%20YORK,NY)	Graph	1	\$79,123.20	\$79,123.20	\$79,123.20	\$79,123.20
HILL WEST ARCHITECTS LLP, 11 BROADWAY, NEW YORK, NY (https://www.google.com/maps/place/11%20BROADWAY,NEW%20YORK,NY)	Graph	1	\$68,000.00	\$68,000.00	\$68,000.00	\$68,000.00
HILL WEST ARCHITECTS, LLP, 11 BROADWAY, NEW YORK, NY (https://www.google.com/maps/place/11%20BROADWAY,NEW%20YORK,NY)	Graph	1	\$56,500.00	\$56,500.00	\$56,500.00	\$56,500.00
LAW OFFICE OF KENT GUBRUD PC, 11 BROADWAY, NEW YORK, NY (https://www.google.com/maps/place/11%20BROADWAY,NEW%20YORK,NY)	Graph	1	\$47,840.00	\$47,840.00	\$47,840.00	\$47,840.00
LONG INNOVATIONS INTERNATIONAL GROUP, INC., 11 BROADWAY, NEW YORK, NY (https://www.google.com/maps/place/11%20BROADWAY,NEW%20YORK,NY)	Graph	1	\$109,741.00	\$109,741.00	\$109,741.00	\$109,741.00
MARONEY O'CONNOR LLP, 11 BROADWAY, SUITE 831, NEW YORK, NY (https://www.google.com/maps/place/11%20BROADWAY,%20SUITE%20831,NEW%20YORK,NY)	Graph	1	\$90,000.00	\$90,000.00	\$90,000.00	\$90,000.00
RCC VENTURES LLC, 11 BROADWAY, NEW YORK, NY (https://www.google.com/maps/place/11%20BROADWAY,NEW%20YORK,NY)	Graph	1	\$65,748.80	\$65,748.80	\$65,748.80	\$65,748.80
SMARTSTREAM TECHNOLOGIES INC., 1 BROADWAY, 2ND FLOOR, NEW YORK, NY (https://www.google.com/maps/place/1%20BROADWAY,%202ND%20FLOOR,NEW%20YORK,NY)	Graph	1	\$150,000.00	\$150,000.00	\$150,000.00	\$150,000.00
SPAN, 11 BROADWAY, NEW YORK, NY (https://www.google.com/maps/place/11%20BROADWAY,NEW%20YORK,NY)	Graph	1	\$45,000.00	\$45,000.00	\$45,000.00	\$45,000.00
URBANTECH CONSULTING ENGINEERING PC, 11 BROADWAY, SUITE 410, NEW YORK, NY (https://www.google.com/maps/place/11%20BROADWAY,%20SUITE%20410,NEW%20YORK,NY)	Graph	1	\$67,000.00	\$67,000.00	\$67,000.00	\$67,000.00
YSL & ASSOCIATES CONSULTING INC, 11 BROADWAY, NEW YORK, NY (https://www.google.com/maps/place/11%20BROADWAY,NEW%20YORK,NY)	Graph	1	\$55,765.00	\$55,765.00	\$55,765.00	\$55,765.00
ALTMAN & AN LLP, 11 BROADWAY, NEW YORK, NY (https://www.google.com/maps/place/11%20BROADWAY,NEW%20YORK,NY)	Graph	2	\$37,440.00	\$27,040.00	\$27,040.00	\$47,840.00
ENTECH ENGINEERING PC, 11 BROADWAY, 21ST FLOOR, NEW YORK, NY (https://www.google.com/maps/place/11%20BROADWAY,%2021ST%20FLOOR,NEW%20YORK,NY)	Graph	2	\$64,365.60	\$62,171.20	\$62,171.20	\$66,560.00
LAW OFFICE OF KENT GUBRUD PC, 11 BROADWAY, SUITE 568, NEW YORK, NY (https://www.google.com/maps/place/11%20BROADWAY,%20SUITE%20568,NEW%20YORK,NY)	Graph	2	\$33,280.00	\$27,040.00	\$27,040.00	\$39,520.00
THE UNION OF ORTHODOX JEWISH CONGREGATIONS OF AMERICA, 11 BROADWAY, NEW YORK, NY (https://www.google.com/maps/place/11%20BROADWAY,NEW%20YORK,NY)	Graph	2	\$122,500.00	\$122,500.00	\$122,500.00	\$122,500.00
ENTECH ENGINEERING, P.C., 11 BROADWAY, NEW YORK, NY (https://www.google.com/maps/place/11%20BROADWAY,NEW%20YORK,NY)	Graph	3	\$69,257.00	\$72,800.00	\$62,171.00	\$72,800.00
SPAN ARCHITECTURE, LLC., 11 BROADWAY, NEW YORK, NY (https://www.google.com/maps/place/11%20BROADWAY,NEW%20YORK,NY)	Graph	3	\$46,916.67	\$47,000.00	\$45,000.00	\$48,750.00
ENTECH ENGINEERING, P.C, 11 BROADWAY, NEW YORK, NY (https://www.google.com/maps/place/11%20BROADWAY,NEW%20YORK,NY)	Graph	6	\$65,090.33	\$64,480.00	\$62,171.00	\$68,600.00
RCC VENTURES, LLC, 11 BROADWAY, NEW YORK, NY (https://www.google.com/maps/place/11%20BROADWAY,NEW%20YORK,NY)	Graph	10	\$65,748.80	\$65,748.80	\$65,748.80	\$65,748.80
Totals	Graph	44	\$66,375.73	\$65,748.80	\$27,040.00	\$150,000.00

Employer Name/Worksite Address	Graph	Count	Mean Wage	Median Wage	Lowest Wage	Highest Wage
ENTECH ENGINEERING P.C., 11 BROADWAY 21ST FLOOR, NEW YORK, NY (https://www.google.com/maps/place/11%20BROADWAY%2021ST%20FLOOR,NEW%20YORK,NY)	Graph	1	\$64,896.00	\$64,896.00	\$64,896.00	\$64,896.00
MARONEY O'CONNOR LLP, 11 BROADWAY, SUITE 831, NEW YORK, NY (https://www.google.com/maps/place/11%20BROADWAY,%20SUITE%20831,NEW%20YORK,NY)	Graph	1	\$90,000.00	\$90,000.00	\$90,000.00	\$90,000.00
SMARTSTREAM TECHNOLOGIES INC., 1 BROADWAY, 2ND FLOOR, NEW YORK, NY (https://www.google.com/maps/place/1%20BROADWAY,%202ND%20FLOOR,NEW%20YORK,NY)	Graph	1	\$150,000.00	\$150,000.00	\$150,000.00	\$150,000.00
URBANTECH CONSULTING ENGINEERING PC, 11 BROADWAY, SUITE 410, NEW YORK, NY (https://www.google.com/maps/place/11%20BROADWAY,%20SUITE%20410,NEW%20YORK,NY)	Graph	1	\$67,000.00	\$67,000.00	\$67,000.00	\$67,000.00

Employer Name/Worksite Address	Graph	Count	Mean Wage	Median Wage	Lowest Wage	Highest Wage
GRAY TOLUB LLP, 11 BROADWAY, SUITE 615, NEW YORK, NY (https://www.google.com/maps/place/11%20BROADWAY,%20SUITE%20615,NEW%20YORK,NY)	Graph	2	\$62,909.60	\$46,696.00	\$46,696.00	\$79,123.20
RCC VENTURES, LLC, 11 BROADWAY, NEWYORK, NY (https://www.google.com/maps/place/11%20BROADWAY,NEWYORK,NY)	Graph	10	\$65,748.80	\$65,748.80	\$65,748.80	\$65,748.80
ENTECH ENGINEERING PC, 11 BROADWAY, NEW YORK, NY (https://www.google.com/maps/place/11%20BROADWAY,NEW%20YORK,NY)	Graph	26	\$68,665.15	\$62,500.00	\$45,000.00	\$122,500.00
Totals	Graph	42	\$70,011.83	\$65,748.80	\$45,000.00	\$150,000.00

Latitude: 40.704934 Longitude: -74.016045

Employer Name/Employer Address	Graph	Count	Mean Wage	Median Wage	Lowest Wage	Highest Wage
SAUCHIK & GIYUR, P.C., 17 BATTERY PLACE, NEW YORK, NY (https://www.google.com/maps/place/17%20BATTERY%20PLACE,NEW%20YORK,NY)	Graph	1	\$70,000.00	\$70,000.00	\$70,000.00	\$70,000.00
NEW YORK FILM ACADEMY INC, 17 BATTERY PLACE, NEW YORK, NY (https://www.google.com/maps/place/17%20BATTERY%20PLACE,NEW%20YORK,NY)	Graph	2	\$182,500.00	\$115,000.00	\$115,000.00	\$250,000.00
NEW YORK SERVICE CENTER FOR CHINESE STUDY FELLOWS, 17 BATTERY PLACE, NEW YORK, NY (https://www.google.com/maps/place/17%20BATTERY%20PLACE,NEW%20YORK,NY)	Graph	3	\$53,164.80	\$53,164.80	\$53,164.80	\$53,164.80
Totals	Graph	6	\$99,082.40	\$53,164.80	\$53,164.80	\$250,000.00

Employer Name/Worksite Address	Graph	Count	Mean Wage	Median Wage	Lowest Wage	Highest Wage
CONSTANT CONTACT, INC., 17 BATTERY PLACE, NEW YORK, NY (https://www.google.com/maps/place/17%20BATTERY%20PLACE,NEW%20YORK,NY)	Graph	8	\$99,686.80	\$70,000.00	\$53,164.80	\$250,000.00
Totals	Graph	8	\$99,686.80	\$70,000.00	\$53,164.80	\$250,000.00

Latitude: 40.704975 Longitude: -73.812668

Employer Name/Employer Address	Graph	Count	Mean Wage	Median Wage	Lowest Wage	Highest Wage
BIG APPLE INSURANCE BROKERAGE INC., 143-15 HILLSIDE AVENUE, JAMAICA, NY (https://www.google.com/maps/place/143-15%20HILLSIDE%20AVENUE,JAMAICA,NY)	Graph	1	\$355,000.00	\$355,000.00	\$355,000.00	\$355,000.00
Totals	Graph	1	\$355,000.00	\$355,000.00	\$355,000.00	\$355,000.00

Employer Name/Worksite Address	Graph	Count	Mean Wage	Median Wage	Lowest Wage	Highest Wage
BIG APPLE INSURANCE BROKERAGE INC., 143-15 HILLSIDE AVENUE, JAMAICA, NY (https://www.google.com/maps/place/143-15%20HILLSIDE%20AVENUE,JAMAICA,NY)	Graph	1	\$355,000.00	\$355,000.00	\$355,000.00	\$355,000.00
Totals	Graph	1	\$355,000.00	\$355,000.00	\$355,000.00	\$355,000.00

Latitude: 40.70503 Longitude: -74.016524

Employer Name/Employer Address	Graph	Count	Mean Wage	Median Wage	Lowest Wage
ADAM LEITMAN BAILEY, P.C., ONE BATTERY PARK PLAZA, NEW YORK, NY (https://www.google.com/maps/place/ONE%20BATTERY%20PARK%20PLAZA,NEW%20YORK,NY)	Graph	1	\$47,200.00	\$47,200.00	\$47,200.00
HUGHES HUBBARD & REED LLP, ONE BATTERY PARK PLAZA, NEW YORK, NY (https://www.google.com/maps/place/ONE%20BATTERY%20PARK%20PLAZA,NEW%20YORK,NY)	Graph	3	\$246,666.67	\$260,000.00	\$180,000.00
MITCHELL & TITUS LLP, ONE BATTERY PARK PLAZA, NEW YORK, NY (https://www.google.com/maps/place/ONE%20BATTERY%20PARK%20PLAZA,NEW%20YORK,NY)	Graph	3	\$75,266.67	\$75,000.00	\$67,800.00
WORLD EDUCATION SERVICES, INC., ONE BATTERY PARK PLAZA, 3RD FLOOR, NEW YORK, NY (https://www.google.com/maps/place/ONE%20BATTERY%20PARK%20PLAZA,%203RD%20FLOOR,NEW%20YORK,NY)	Graph	6	\$56,186.33	\$50,000.00	\$46,000.00
Totals	Graph	13	\$103,855.23	\$67,800.00	\$46,000.00

Employer Name/Worksite Address	Graph	Count	Mean Wage	Median Wage	Lowest Wage
WORLD EDUCATION SERVICES, INC., ONE BATTERY PARK PLAZA, 3RD FLOOR, NEW YORK, NY (https://www.google.com/maps/place/ONE%20BATTERY%20PARK%20PLAZA,%203RD%20FLOOR,NEW%20YORK,NY)	Graph	6	\$56,186.33	\$50,000.00	\$46,000.00
MITCHELL & TITUS LLP, ONE BATTERY PARK PLAZA, NEW YORK, NY (https://www.google.com/maps/place/ONE%20BATTERY%20PARK%20PLAZA,NEW%20YORK,NY)	Graph	7	\$144,714.29	\$83,000.00	\$47,200.00
Totals	Graph	13	\$103,855.23	\$67,800.00	\$46,000.00

Latitude: 40.705045 Longitude: -73.933291

Employer Name/Employer Address	Graph	Count	Mean Wage	Median Wage	Lowest Wage	Highest Wage
CONSENSYS INC, 49 BOGART STREET SUITE 22, BROOKLYN, NY (https://www.google.com/maps/place/49%20BOGART%20STREET%20SUITE%2022,BROOKLYN,NY)	Graph	1	\$100,000.00	\$100,000.00	\$100,000.00	\$100,000.00
CONSENSYS INC., 49 BOGART ST SUITE 22, BROOKLYN, NY (https://www.google.com/maps/place/49%20BOGART%20ST%20SUITE%2022,BROOKLYN,NY)	Graph	1	\$100,000.00	\$100,000.00	\$100,000.00	\$100,000.00
CONSENSYS, INC., 49 BOGART STREET, BROOKLYN, NY (https://www.google.com/maps/place/49%20BOGART%20STREET,BROOKLYN,NY)	Graph	5	\$97,400.00	\$60,000.00	\$49,000.00	\$247,000.00
Totals	Graph	7	\$98,142.86	\$71,000.00	\$49,000.00	\$247,000.00

Employer Name/Worksite Address	Graph	Count	Mean Wage	Median Wage	Lowest Wage	Highest Wage
CONSENSYS INC, 49 BOGART ST SUITE 22, BROOKLYN, NY (https://www.google.com/maps/place/49%20BOGART%20ST%20SUITE%2022,BROOKLYN,NY)	Graph	1	\$100,000.00	\$100,000.00	\$100,000.00	\$100,000.00
CONSENSYS INC., 49 BOGART STREET, BROOKLYN, NY (https://www.google.com/maps/place/49%20BOGART%20STREET,BROOKLYN,NY)	Graph	6	\$97,833.33	\$60,000.00	\$49,000.00	\$247,000.00
Totals	Graph	7	\$98,142.86	\$71,000.00	\$49,000.00	\$247,000.00

Latitude: 40.705047 Longitude: -74.012163

Employer Name/Worksite Address	Graph	Count	Mean Wage	Median Wage	Lowest Wage	Highest Wage
FIRST TEK, INC., 33 BEAVER ST., NEW YORK, NY (https://www.google.com/maps/place/33%20BEAVER%20ST.,NEW%20YORK,NY)	Graph	1	\$64,813.00	\$64,813.00	\$64,813.00	\$64,813.00
NAGARRO, INC., 33 BEAVER STREET., 13TH FLOOR, NEW YORK, NY (https://www.google.com/maps/place/33%20BEAVER%20STREET.,%2013TH%20FLOOR,NEW%20YORK,NY)	Graph	3	\$88,666.67	\$93,000.00	\$73,000.00	\$100,000.00
COMPUNNEL SOFTWARE GROUP, INC., 33 BEAVER ST, NEW YORK, NY (https://www.google.com/maps/place/33%20BEAVER%20ST,NEW%20YORK,NY)	Graph	5	\$69,362.60	\$65,000.00	\$60,000.00	\$90,813.00
NAGARRO, INC., 33 BEAVER STREET, 13TH FLOOR, NEW YORK, NY (https://www.google.com/maps/place/33%20BEAVER%20STREET,%2013TH%20FLOOR,NEW%20YORK,NY)	Graph	5	\$88,640.00	\$90,000.00	\$83,200.00	\$90,000.00
CORPORATE COMPUTER SERVICES INC, 33 BEAVER STREET, NEW YORK, NY (https://www.google.com/maps/place/33%20BEAVER%20STREET,NEW%20YORK,NY)	Graph	12	\$80,284.25	\$80,000.00	\$65,000.00	\$106,912.00
Totals	Graph	26	\$80,162.96	\$83,200.00	\$60,000.00	\$106,912.00

Latitude: 40.705048 Longitude: -74.014031

Employer Name/Employer Address	Graph	Count	Mean Wage	Median Wage	Lowest Wage	Highest Wage
ENDE SOLUTIONS LLC, 25 BROADWAY, NEW YORK, NY (https://www.google.com/maps/place/25%20BROADWAY,NEW%20YORK,NY)	Graph	1	\$70,000.00	\$70,000.00	\$70,000.00	\$70,000.00
EZBZ,INC., 25 BROADWAY, 9TH FLOOR, NEW YORK, NY (https://www.google.com/maps/place/25%20BROADWAY,%209TH%20FLOOR,NEW%20YORK,NY)	Graph	1	\$46,987.20	\$46,987.20	\$46,987.20	\$46,987.20
FISHER LAW GROUP, P.C., 25 BROADWAY 9TH FLOOR, NEW YORK, NY (https://www.google.com/maps/place/25%20BROADWAY%209TH%20FLOOR,NEW%20YORK,NY)	Graph	1	\$41,600.00	\$41,600.00	\$41,600.00	\$41,600.00
MARKET GRAVITY INC., 25 BROADWAY, NEW YORK, NY (https://www.google.com/maps/place/25%20BROADWAY,NEW%20YORK,NY)	Graph	1	\$55,000.00	\$55,000.00	\$55,000.00	\$55,000.00

Employer Name/Employer Address	Graph	Count	Mean Wage	Median Wage	Lowest Wage	Highest Wage
PULSE TALENT MANAGEMENT LLC, 25 BROADWAY, NEW YORK, NY (https://www.google.com/maps/place/25%20BROADWAY,NEW%20YORK,NY)	Graph	1	\$45,000.00	\$45,000.00	\$45,000.00	\$45,000.00
ULFBERHT LABS CORP, 25 BROADWAY, NEW YORK, NY (https://www.google.com/maps/place/25%20BROADWAY,NEW%20YORK,NY)	Graph	1	\$62,400.00	\$62,400.00	\$62,400.00	\$62,400.00
AIUTO LLC, 25 BROADWAY, NEW YORK, NY (https://www.google.com/maps/place/25%20BROADWAY,NEW%20YORK,NY)	Graph	2	\$63,500.00	\$55,000.00	\$55,000.00	\$72,000.00
LIFE P2P INC, 25 BROADWAY, NEW YORK, NY (https://www.google.com/maps/place/25%20BROADWAY,NEW%20YORK,NY)	Graph	2	\$59,280.00	\$41,600.00	\$41,600.00	\$76,960.00
LIVELIKE INC, 25 BROADWAY, NEW YORK, NY (https://www.google.com/maps/place/25%20BROADWAY,NEW%20YORK,NY)	Graph	2	\$110,000.00	\$100,000.00	\$100,000.00	\$120,000.00
MAVENS INC, 25 BROADWAY, NEW YORK, NY (https://www.google.com/maps/place/25%20BROADWAY,NEW%20YORK,NY)	Graph	2	\$124,112.00	\$63,000.00	\$63,000.00	\$185,224.00
S & P YARD, INC., 25 BROADWAY, NEW YORK, NY (https://www.google.com/maps/place/25%20BROADWAY,NEW%20YORK,NY)	Graph	2	\$103,075.00	\$66,150.00	\$66,150.00	\$140,000.00
THINKTOWN EDUCATION INC., 25 BROADWAY, NEW YORK, NY (https://www.google.com/maps/place/25%20BROADWAY,NEW%20YORK,NY)	Graph	2	\$49,355.20	\$42,800.00	\$42,800.00	\$55,910.40
THUMB TACK TECHNOLOGY LLC, 25 BROADWAY, NEW YORK, NY (https://www.google.com/maps/place/25%20BROADWAY,NEW%20YORK,NY)	Graph	2	\$95,000.00	\$95,000.00	\$95,000.00	\$95,000.00
WALL STREET INNOVATION CENTER INC, 25 BROADWAY, NEW YORK, NY (https://www.google.com/maps/place/25%20BROADWAY,NEW%20YORK,NY)	Graph	2	\$43,056.00	\$39,291.20	\$39,291.20	\$46,820.80
SYMBIONT.IO, INC., 25 BROADWAY, NEW YORK, NY (https://www.google.com/maps/place/25%20BROADWAY,NEW%20YORK,NY)	Graph	3	\$191,666.67	\$200,000.00	\$150,000.00	\$225,000.00
Totals	Graph	25	\$87,629.74	\$66,150.00	\$39,291.20	\$225,000.00

Employer Name/Worksite Address	Graph	Count	Mean Wage	Median Wage	Lowest Wage	Highest Wage
EZBZ,INC., 25 BROADWAY, 9TH FLOOR, NEW YORK, NY (https://www.google.com/maps/place/25%20BROADWAY,%209TH%20FLOOR,NEW%20YORK,NY)	Graph	1	\$46,987.20	\$46,987.20	\$46,987.20	\$46,987.20
FISHER LAW GROUP, P.C., 25 BROADWAY 9TH FLOOR, NEW YORK, NY (https://www.google.com/maps/place/25%20BROADWAY%209TH%20FLOOR,NEW%20YORK,NY)	Graph	1	\$41,600.00	\$41,600.00	\$41,600.00	\$41,600.00
MARKET GRAVITY INC., 25 BROADWAY, NEW YROK, NY (https://www.google.com/maps/place/25%20BROADWAY,NEW%20YROK,NY)	Graph	1	\$55,000.00	\$55,000.00	\$55,000.00	\$55,000.00
STUDENTUNIVERSE.COM, INC., 25 BROADWAY, NEW YORK, NY (https://www.google.com/maps/place/25%20BROADWAY,NEW%20YORK,NY)	Graph	45	\$88,333.98	\$70,000.00	\$41,600.00	\$225,000.00
Totals	Graph	48	\$85,804.50	\$66,150.00	\$41,600.00	\$225,000.00

Latitude: 40.705057 Longitude: -74.012369

Employer Name/Worksite Address	Graph	Count	Mean Wage	Median Wage	Lowest Wage	Highest Wage
LOUIS BERGER U.S., INC., 25 BEAVER ST., NEW YORK, NY (https://www.google.com/maps/place/25%20BEAVER%20ST.,NEW%20YORK,NY)	Graph	1	\$49,421.00	\$49,421.00	\$49,421.00	\$49,421.00
SMART WORKS, LLC, 25 BEAVER STREET, NEW YORK, NY (https://www.google.com/maps/place/25%20BEAVER%20STREET,NEW%20YORK,NY)	Graph	1	\$70,221.00	\$70,221.00	\$70,221.00	\$70,221.00
Totals	Graph	2	\$59,821.00	\$49,421.00	\$49,421.00	\$70,221.00

Latitude: 40.705069 Longitude: -74.015531

Employer Name/Worksite Address	Graph	Count	Mean Wage	Median Wage	Lowest Wage	Highest Wage
JPMORGAN CHASE & CO., 5 WASHINGTON STREET WEST, NEW YORK, NY (https://www.google.com/maps/place/5%20WASHINGTON%20STREET%20WEST,NEW%20YORK,NY)	Graph	1	\$115,000.00	\$115,000.00	\$115,000.00	\$115,000.00
Totals	Graph	1	\$115,000.00	\$115,000.00	\$115,000.00	\$115,000.00

Latitude: 40.705078 Longitude: -74.006552						
Employer Name/Worksite Address	Graph	Count	Mean Wage	Median Wage	Lowest Wage	Highest Wage
ORACLE FINANCIAL SERVICES SOFTWARE, INC., 111 WALL STREET, NEW YORK, NY (https://www.google.com/maps/place/111%20WALL%20STREET,NEW%20YORK,NY)	Graph	3	\$112,372.67	\$112,166.00	\$99,965.00	\$124,987.00
Totals	Graph	3	\$112,372.67	\$112,166.00	\$99,965.00	\$124,987.00

Latitude: 40.705111 Longitude: -73.896179						
Employer Name/Employer Address	Graph	Count	Mean Wage	Median Wage	Lowest Wage	Highest Wage
FRESH POND PHYSICAL THERAPY, P.C., 68-05 FRESH POND ROAD, RIDGEWOOD, NY (https://www.google.com/maps/place/68-05%20FRESH%20POND%20ROAD,RIDGEWOOD,NY)	Graph	1	\$57,346.00	\$57,346.00	\$57,346.00	\$57,346.00
Totals	Graph	1	\$57,346.00	\$57,346.00	\$57,346.00	\$57,346.00

Employer Name/Worksite Address	Graph	Count	Mean Wage	Median Wage	Lowest Wage	Highest Wage
FRESH POND PHYSICAL THERAPY, P.C., 68-05 FRESH POND ROAD, RIDGEWOOD, NY (https://www.google.com/maps/place/68-05%20FRESH%20POND%20ROAD,RIDGEWOOD,NY)	Graph	1	\$57,346.00	\$57,346.00	\$57,346.00	\$57,346.00
Totals	Graph	1	\$57,346.00	\$57,346.00	\$57,346.00	\$57,346.00

Latitude: 40.705182 Longitude: -74.007279						
Employer Name/Employer Address	Graph	Count	Mean Wage	Median Wage	Lowest Wage	Highest Wage
BANK OF TAIWAN - NEW YORK BRANCH, 100 WALL STREET, 11TH FLOOR, NEW YORK, NY (https://www.google.com/maps/place/100%20WALL%20STREET,%2011TH%20FLOOR,NEW%20YORK,NY)	Graph	1	\$62,940.80	\$62,940.80	\$62,940.80	\$62,940.80
BANK OF TAIWAN, NEW YORK BRANCH, 100 WALL STREET, 11TH FLOOR, NEW YORK, NY (https://www.google.com/maps/place/100%20WALL%20STREET,%2011TH%20FLOOR,NEW%20YORK,NY)	Graph	1	\$62,400.00	\$62,400.00	\$62,400.00	\$62,400.00
CATHOLIC MEDICAL MISSION BOARD, 100 WALL STREET, 9TH FLOOR, NEW YORK, NY (https://www.google.com/maps/place/100%20WALL%20STREET,%209TH%20FLOOR,NEW%20YORK,NY)	Graph	1	\$79,996.80	\$79,996.80	\$79,996.80	\$79,996.80
CATHOLIC MEDICAL MISSION BOARD, 100 WALL STREET, NEW YORK, NY (https://www.google.com/maps/place/100%20WALL%20STREET,NEW%20YORK,NY)	Graph	1	\$78,891.56	\$78,891.56	\$78,891.56	\$78,891.56
DMG CAPITAL INC., 100 WALL STREET, SUITE 1802, NEW YORK, NY (https://www.google.com/maps/place/100%20WALL%20STREET,%20SUITE%201802,NEW%20YORK,NY)	Graph	1	\$104,000.00	\$104,000.00	\$104,000.00	\$104,000.00
DMG INVESTMENTS LLC, 100 WALL STREET, SUITE 2203, NEW YORK, NY (https://www.google.com/maps/place/100%20WALL%20STREET,%20SUITE%202203,NEW%20YORK,NY)	Graph	1	\$55,000.00	\$55,000.00	\$55,000.00	\$55,000.00
INTEGRA PARTNERS, LLC, 100 WALL STREET, NEW YORK, NY (https://www.google.com/maps/place/100%20WALL%20STREET,NEW%20YORK,NY)	Graph	1	\$118,400.00	\$118,400.00	\$118,400.00	\$118,400.00
INTEREXCHANGE INC, 100 WALL STREET, NEW YORK, NY (https://www.google.com/maps/place/100%20WALL%20STREET,NEW%20YORK,NY)	Graph	1	\$157,590.00	\$157,590.00	\$157,590.00	\$157,590.00
LUXOFT USA, INC., 100 WALL STREET, SUITE 503, NEW YORK, NY (https://www.google.com/maps/place/100%20WALL%20STREET,%20SUITE%20503,NEW%20YORK,NY)	Graph	1	\$114,000.00	\$114,000.00	\$114,000.00	\$114,000.00
SCHINDLER COHEN & HOCHMAN LLP, 100 WALL STREET, NEW YORK, NY (https://www.google.com/maps/place/100%20WALL%20STREET,NEW%20YORK,NY)	Graph	1	\$120,000.00	\$120,000.00	\$120,000.00	\$120,000.00
ALEUTIAN CAPITAL PARTNERS LLC, 100 WALL STREET, NEW YORK, NY (https://www.google.com/maps/place/100%20WALL%20STREET,NEW%20YORK,NY)	Graph	2	\$47,590.00	\$47,590.00	\$47,590.00	\$47,590.00
EXETER PHARMA CONSULTANCY, 100 WALL STREET, NEW YORK, NY (https://www.google.com/maps/place/100%20WALL%20STREET,NEW%20YORK,NY)	Graph	2	\$70,000.00	\$65,000.00	\$65,000.00	\$75,000.00
LUXOFT USA INC., 100 WALL STREET SUITE 503, NEW YORK, NY (https://www.google.com/maps/place/100%20WALL%20STREET%20SUITE%20503,NEW%20YORK,NY)	Graph	2	\$66,599.00	\$58,198.00	\$58,198.00	\$75,000.00
DMG INVESTMENTS LLC, 100 WALL STREET, NEW YORK, NY (https://www.google.com/maps/place/100%20WALL%20STREET,NEW%20YORK,NY)	Graph	8	\$61,736.00	\$53,164.80	\$46,675.00	\$120,000.00
Totals	Graph	24	\$75,645.22	\$62,940.80	\$46,675.00	\$157,590.00

Employer Name/Worksite Address	Graph	Count	Mean Wage	Median Wage	Lowest Wage	Highest Wage
DMG CAPITAL INC., 100 WALL STREET, SUITE 1802, NEW YORK, NY (https://www.google.com/maps/place/100%20WALL%20STREET,%20SUITE%201802,NEW%20YORK,NY)	Graph	1	\$104,000.00	\$104,000.00	\$104,000.00	\$104,000.00
DMG INVESTMENTS LLC, 100 WALL STREET, STE 2203, NEW YORK, NY (https://www.google.com/maps/place/100%20WALL%20STREET,%20STE%202203,NEW%20YORK,NY)	Graph	1	\$55,000.00	\$55,000.00	\$55,000.00	\$55,000.00
INTEREXCHANGE INC, 100 WALL STREET SUITE 301, NEW YORK, NY (https://www.google.com/maps/place/100%20WALL%20STREET%20SUITE%20301,NEW%20YORK,NY)	Graph	1	\$157,590.00	\$157,590.00	\$157,590.00	\$157,590.00
IVALUA INC, 100 WALL ST. STE. 804, NEW YORK, NY (https://www.google.com/maps/place/100%20WALL%20ST.%20STE.%20804,NEW%20YORK,NY)	Graph	1	\$105,000.00	\$105,000.00	\$105,000.00	\$105,000.00
PROGRAM PLANNING PROFESSIONALS, INC., 100 WALL STREET, SUITE 401, NEW YORK, NY (https://www.google.com/maps/place/100%20WALL%20STREET,%20SUITE%20401,NEW%20YORK,NY)	Graph	1	\$117,000.00	\$117,000.00	\$117,000.00	\$117,000.00
BANK OF TAIWAN, NEW YORK BRANCH, 100 WALL STREET, 11TH FLOOR, NEW YORK, NY (https://www.google.com/maps/place/100%20WALL%20STREET,%2011TH%20FLOOR,NEW%20YORK,NY)	Graph	2	\$62,670.40	\$62,400.00	\$62,400.00	\$62,940.00
LUXOFT USA INC., 100 WALL STREET, SUITE 503, NEW YORK, NY (https://www.google.com/maps/place/100%20WALL%20STREET,%20SUITE%20503,NEW%20YORK,NY)	Graph	3	\$82,399.33	\$75,000.00	\$58,198.00	\$114,000.00
E-IT PROFESSIONALS CORP., 100 WALL STREET, NEW YORK, NY (https://www.google.com/maps/place/100%20WALL%20STREET,NEW%20YORK,NY)	Graph	20	\$75,906.58	\$75,000.00	\$46,675.00	\$120,000.00
Totals	Graph	30	\$80,975.35	\$75,000.00	\$46,675.00	\$157,590.00

Latitude: 40.705217 Longitude: -74.005883

Employer Name/Employer Address	Graph	Count	Mean Wage	Median Wage	Lowest Wage	Highest Wage
NEW YORK ROASTING COMPANY LLC, 70 PINE STREET, NEW YORK, NY (https://www.google.com/maps/place/70%20PINE%20STREET,NEW%20YORK,NY)	Graph	2	\$50,000.00	\$50,000.00	\$50,000.00	\$50,000.00
Totals	Graph	2	\$50,000.00	\$50,000.00	\$50,000.00	\$50,000.00

Employer Name/Worksite Address	Graph	Count	Mean Wage	Median Wage	Lowest Wage	Highest Wage
NEW YORK ROASTING COMPANY LLC, 70 PINE STREET, NEW YORK, NY (https://www.google.com/maps/place/70%20PINE%20STREET,NEW%20YORK,NY)	Graph	2	\$50,000.00	\$50,000.00	\$50,000.00	\$50,000.00
Totals	Graph	2	\$50,000.00	\$50,000.00	\$50,000.00	\$50,000.00

Latitude: 40.705236 Longitude: -74.011575

Employer Name/Employer Address	Graph	Count	Mean Wage	Median Wage	Lowest Wage	Highest Wage
JG NEUKOMM ARCHITECTURE LLC, 60 BROAD STREET, NEW YORK, NY (https://www.google.com/maps/place/60%20BROAD%20STREET,NEW%20YORK,NY)	Graph	1	\$57,096.00	\$57,096.00	\$57,096.00	\$57,096.00
JG NEUKOMM ARCHITECTURE, PLLC., 60 BROAD STREET, NEW YORK, NY (https://www.google.com/maps/place/60%20BROAD%20STREET,NEW%20YORK,NY)	Graph	1	\$90,000.00	\$90,000.00	\$90,000.00	\$90,000.00
KVB PARTNERS INC, 60 BROAD ST SUITE 3502, NEW YORK, NY (https://www.google.com/maps/place/60%20BROAD%20ST%20SUITE%203502,NEW%20YORK,NY)	Graph	1	\$55,765.00	\$55,765.00	\$55,765.00	\$55,765.00
KVB PARTNERS, INC., 60 BROAD ST, NEW YORK, NY (https://www.google.com/maps/place/60%20BROAD%20ST,NEW%20YORK,NY)	Graph	1	\$55,765.00	\$55,765.00	\$55,765.00	\$55,765.00
MARCHAY, LLC, 60 BROAD ST, NEW YORK, NY (https://www.google.com/maps/place/60%20BROAD%20ST,NEW%20YORK,NY)	Graph	1	\$80,000.00	\$80,000.00	\$80,000.00	\$80,000.00
MORRIS ADJMI ARCHITECTS, PC, 60 BROAD STREET, NEW YORK, NY (https://www.google.com/maps/place/60%20BROAD%20STREET,NEW%20YORK,NY)	Graph	1	\$45,000.00	\$45,000.00	\$45,000.00	\$45,000.00
PETSKY PRUNIER LLC, 60 BROAD STREET, NEW YORK, NY (https://www.google.com/maps/place/60%20BROAD%20STREET,NEW%20YORK,NY)	Graph	1	\$147,500.00	\$147,500.00	\$147,500.00	\$147,500.00
VESTIAIRE COLLECTIVE INC., 60 BROAD STREET, NEW YORK, NY (https://www.google.com/maps/place/60%20BROAD%20STREET,NEW%20YORK,NY)	Graph	1	\$62,000.00	\$62,000.00	\$62,000.00	\$62,000.00
MORRIS ADJMI ARCHITECTS, P.C., 60 BROAD STREET, NEW YORK, NY (https://www.google.com/maps/place/60%20BROAD%20STREET,NEW%20YORK,NY)	Graph	2	\$100,000.00	\$90,000.00	\$90,000.00	\$110,000.00

Employer Name/Employer Address	Graph	Count	Mean Wage	Median Wage	Lowest Wage	Highest Wage
JG NEUKOMM ARCHITECTURE, PLLC, 60 BROAD STREET, NEW YORK, NY (https://www.google.com/maps/place/60%20BROAD%20STREET,NEW%20YORK,NY)	Graph	3	\$59,333.33	\$57,000.00	\$53,000.00	\$68,000.00
Totals	Graph	13	\$74,702.00	\$62,000.00	\$45,000.00	\$147,500.00

Employer Name/Worksite Address	Graph	Count	Mean Wage	Median Wage	Lowest Wage	Highest Wage
KVB PARTNERS INC, 60 BROAD ST SUITE 3502, NEW YORK, NY (https://www.google.com/maps/place/60%20BROAD%20ST%20SUITE%203502,NEW%20YORK,NY)	Graph	1	\$55,765.00	\$55,765.00	\$55,765.00	\$55,765.00
MARCHAY, LLC, 60 BROAD ST, NEW YORK, NY (https://www.google.com/maps/place/60%20BROAD%20ST,NEW%20YORK,NY)	Graph	1	\$80,000.00	\$80,000.00	\$80,000.00	\$80,000.00
MORRIS ADJMI ARCHITECTS, P.C., 60 BROAD STREET, NEW YORK, NY (https://www.google.com/maps/place/60%20BROAD%20STREET,NEW%20YORK,NY)	Graph	15	\$81,807.20	\$68,000.00	\$38,854.00	\$147,500.00
Totals	Graph	17	\$80,169.00	\$68,000.00	\$38,854.00	\$147,500.00

Latitude: 40.705241 Longitude: -74.009077

Employer Name/Worksite Address	Graph	Count	Mean Wage	Median Wage	Lowest Wage	Highest Wage
SEARS HOLDINGS MANAGEMENT CORPORATION, 10 HANOVER SQUARE, NEW YORK, NY (https://www.google.com/maps/place/10%20HANOVER%20SQUARE,NEW%20YORK,NY)	Graph	1	\$99,000.00	\$99,000.00	\$99,000.00	\$99,000.00
Totals	Graph	1	\$99,000.00	\$99,000.00	\$99,000.00	\$99,000.00

Latitude: 40.705252 Longitude: -74.010056

Employer Name/Employer Address	Graph	Count	Mean Wage	Median Wage	Lowest Wage	Highest Wage
ALLURE MARKETING CONCEPTS, INC., 27 WILLIAM ST, SUITE 500, NEW YORK, NY (https://www.google.com/maps/place/27%20WILLIAM%20ST,%20SUITE%20500,NEW%20YORK,NY)	Graph	2	\$46,675.20	\$46,675.20	\$46,675.20	\$46,675.20
Totals	Graph	2	\$46,675.20	\$46,675.20	\$46,675.20	\$46,675.20

Employer Name/Worksite Address	Graph	Count	Mean Wage	Median Wage	Lowest Wage	Highest Wage
ALLURE MARKETING CONCEPTS, INC., 27 WILLIAM ST, SUITE 500, NEW YORK, NY (https://www.google.com/maps/place/27%20WILLIAM%20ST,%20SUITE%20500,NEW%20YORK,NY)	Graph	2	\$46,675.20	\$46,675.20	\$46,675.20	\$46,675.20
Totals	Graph	2	\$46,675.20	\$46,675.20	\$46,675.20	\$46,675.20

Latitude: 40.705255 Longitude: -74.011439

Employer Name/Employer Address	Graph	Count	Mean Wage	Median Wage	Lowest Wage	Highest Wage
AM RE SYNDICATE LLC, 55 BROAD STREET, NEW YORK, NY (https://www.google.com/maps/place/55%20BROAD%20STREET,NEW%20YORK,NY)	Graph	1	\$175,000.00	\$175,000.00	\$175,000.00	\$175,000.00
BOLD WORLDWIDE, INC., 55 BROAD STREET, 3RD FLOOR, NEW YORK, NY (https://www.google.com/maps/place/55%20BROAD%20STREET,%203RD%20FLOOR,NEW%20YORK,NY)	Graph	1	\$53,165.00	\$53,165.00	\$53,165.00	\$53,165.00
PROVISTA DIAGNOSTICS, INC., 55 BROAD STREET, NEW YORK, NY (https://www.google.com/maps/place/55%20BROAD%20STREET,NEW%20YORK,NY)	Graph	1	\$105,000.00	\$105,000.00	\$105,000.00	\$105,000.00
PRO4IA, INC., 55 BROAD STREET, NEW YORK, NY (https://www.google.com/maps/place/55%20BROAD%20STREET,NEW%20YORK,NY)	Graph	2	\$80,000.00	\$80,000.00	\$80,000.00	\$80,000.00
PROFESSIONAL ACCESS LTD., 55 BROAD STREET, NEW YORK, NY (https://www.google.com/maps/place/55%20BROAD%20STREET,NEW%20YORK,NY)	Graph	4	\$112,114.25	\$82,000.00	\$79,000.00	\$180,000.00
Totals	Graph	9	\$104,624.67	\$82,000.00	\$53,165.00	\$180,000.00

Employer Name/Worksite Address	Graph	Count	Mean Wage	Median Wage	Lowest Wage	Highest Wage
BOLD WORLDWIDE, INC., 55 BROAD STREET, 3RD FLOOR, NEW YORK, NY (https://www.google.com/maps/place/55%20BROAD%20STREET,%203RD%20FLOOR,NEW%20YORK,NY)	Graph	1	\$53,165.00	\$53,165.00	\$53,165.00	\$53,165.00
SINGAPORE TELECOM USA, INC., 55 BROAD ST., 10TH FLOOR, NEW YORK, NY (https://www.google.com/maps/place/55%20BROAD%20ST.,%2010TH%20FLOOR,NEW%20YORK,NY)	Graph	1	\$79,200.00	\$79,200.00	\$79,200.00	\$79,200.00
WAYNSYS INC, 55 BROAD ST, NEW YORK, NY (https://www.google.com/maps/place/55%20BROAD%20ST,NEW%20YORK,NY)	Graph	1	\$81,000.00	\$81,000.00	\$81,000.00	\$81,000.00
REDLINE TRADING SOLUTIONS, INC., 55 BROAD STREET, 11TH FLOOR, NEW YORK, NY (https://www.google.com/maps/place/55%20BROAD%20STREET,%2011TH%20FLOOR,NEW%20YORK,NY)	Graph	2	\$147,750.00	\$115,500.00	\$115,500.00	\$180,000.00
IQ SPECTRA INC, 55 BROAD STREET, NEW YORK, NY (https://www.google.com/maps/place/55%20BROAD%20STREET,NEW%20YORK,NY)	Graph	6	\$107,833.33	\$80,000.00	\$72,000.00	\$175,000.00
Totals	Graph	11	\$105,078.64	\$81,000.00	\$53,165.00	\$180,000.00

Latitude: 40.705257 Longitude: -73.795597

Employer Name/Employer Address	Graph	Count	Mean Wage	Median Wage	Lowest Wage	Highest Wage
FAMOUS HORSE INC., 164-01 JAMAICA AVENUE, JAMAICA, NY (https://www.google.com/maps/place/164-01%20JAMAICA%20AVENUE,JAMAICA,NY)	Graph	1	\$110,000.00	\$110,000.00	\$110,000.00	\$110,000.00
Totals	Graph	1	\$110,000.00	\$110,000.00	\$110,000.00	\$110,000.00

Employer Name/Worksite Address	Graph	Count	Mean Wage	Median Wage	Lowest Wage	Highest Wage
FAMOUS HORSE INC., 164-01 JAMAICA AVENUE, JAMAICA, NY (https://www.google.com/maps/place/164-01%20JAMAICA%20AVENUE,JAMAICA,NY)	Graph	1	\$110,000.00	\$110,000.00	\$110,000.00	\$110,000.00
Totals	Graph	1	\$110,000.00	\$110,000.00	\$110,000.00	\$110,000.00

Latitude: 40.705265 Longitude: -74.008867

Employer Name/Employer Address	Graph	Count	Mean Wage	Median Wage	Lowest Wage	Highest Wage
VICTORIA PRODUCTIONS INC., 76 BEAVER STREET, 11TH FLOOR, NEW YORK, NY (https://www.google.com/maps/place/76%20BEAVER%20STREET,%2011TH%20FLOOR,NEW%20YORK,NY)	Graph	1	\$60,000.00	\$60,000.00	\$60,000.00	\$60,000.00
Totals	Graph	1	\$60,000.00	\$60,000.00	\$60,000.00	\$60,000.00

Employer Name/Worksite Address	Graph	Count	Mean Wage	Median Wage	Lowest Wage	Highest Wage
VICTORIA PRODUCTIONS INC., 76 BEAVER STREET, 11TH FLOOR, NEW YORK, NY (https://www.google.com/maps/place/76%20BEAVER%20STREET,%2011TH%20FLOOR,NEW%20YORK,NY)	Graph	1	\$60,000.00	\$60,000.00	\$60,000.00	\$60,000.00
Totals	Graph	1	\$60,000.00	\$60,000.00	\$60,000.00	\$60,000.00

Latitude: 40.705365 Longitude: -74.005045

Employer Name/Employer Address	Graph	Count	Mean Wage	Median Wage	Lowest Wage	Highest Wage
KLC ARCHITECTS PC, 180 MAIDEN LANE, NEW YORK, NY (https://www.google.com/maps/place/180%20MAIDEN%20LANE,NEW%20YORK,NY)	Graph	1	\$40,227.20	\$40,227.20	\$40,227.20	\$40,227.20
LIFTFORWARD, INC., 180 MAIDEN LANE, NEW YORK, NY (https://www.google.com/maps/place/180%20MAIDEN%20LANE,NEW%20YORK,NY)	Graph	1	\$48,000.00	\$48,000.00	\$48,000.00	\$48,000.00
OPEN ROAD INTEGRATED MEDIA INC., 180 MAIDEN LANE, NEW YORK, NY (https://www.google.com/maps/place/180%20MAIDEN%20LANE,NEW%20YORK,NY)	Graph	1	\$53,165.00	\$53,165.00	\$53,165.00	\$53,165.00
STROOCK & STROOCK & LAVAN LLP, 180 MAIDEN LANE, NEW YORK, NY (https://www.google.com/maps/place/180%20MAIDEN%20LANE,NEW%20YORK,NY)	Graph	1	\$190,000.00	\$190,000.00	\$190,000.00	\$190,000.00
Totals	Graph	4	\$82,848.05	\$48,000.00	\$40,227.20	\$190,000.00

Employer Name/Worksite Address	Graph	Count	Mean Wage	Median Wage	Lowest Wage	Highest Wage
LIFTFORWARD, INC., 180 MAIDEN LANE, 10TH FLOOR, NEW YORK, NY (https://www.google.com/maps/place/180%20MAIDEN%20LANE,%2010TH%20FLOOR,NEW%20YORK,NY)	Graph	1	\$48,000.00	\$48,000.00	\$48,000.00	\$48,000.00
STROOCK & STROOCK & LAVAN LLP, 180 MAIDEN LANE, NEW YORK, NY (https://www.google.com/maps/place/180%20MAIDEN%20LANE,NEW%20YORK,NY)	Graph	3	\$94,464.07	\$53,165.00	\$40,227.20	\$190,000.00
Totals	Graph	4	\$82,848.05	\$48,000.00	\$40,227.20	\$190,000.00

Latitude: 40.70542 Longitude: -73.917947

Employer Name/Employer Address	Graph	Count	Mean Wage	Median Wage	Lowest Wage	Highest Wage
JOJAN PHARMA INC., 121 ST. NICHOLAS AVENUE, BROOKLYN, NY (https://www.google.com/maps/place/121%20ST.%20NICHOLAS%20AVENUE,BROOKLYN,NY)	Graph	1	\$61,000.00	\$61,000.00	\$61,000.00	\$61,000.00
Totals	Graph	1	\$61,000.00	\$61,000.00	\$61,000.00	\$61,000.00

Employer Name/Worksite Address	Graph	Count	Mean Wage	Median Wage	Lowest Wage	Highest Wage
JOJAN PHARMA INC., 121 ST. NICHOLAS AVENUE, BROOKLYN, NY (https://www.google.com/maps/place/121%20ST.%20NICHOLAS%20AVENUE,BROOKLYN,NY)	Graph	1	\$61,000.00	\$61,000.00	\$61,000.00	\$61,000.00
Totals	Graph	1	\$61,000.00	\$61,000.00	\$61,000.00	\$61,000.00

Latitude: 40.705576 Longitude: -74.007827

Employer Name/Employer Address	Graph	Count	Mean Wage	Median Wage	Lowest Wage	Highest Wage
BETTER ACCOUNTING SOLUTIONS, 160 PEARL STREET, NEW YORK, NY (https://www.google.com/maps/place/160%20PEARL%20STREET,NEW%20YORK,NY)	Graph	1	\$55,764.80	\$55,764.80	\$55,764.80	\$55,764.80
Totals	Graph	1	\$55,764.80	\$55,764.80	\$55,764.80	\$55,764.80

Employer Name/Worksite Address	Graph	Count	Mean Wage	Median Wage	Lowest Wage	Highest Wage
BETTER ACCOUNTING SOLUTIONS, 160 PEARL STREET, NEW YORK, NY (https://www.google.com/maps/place/160%20PEARL%20STREET,NEW%20YORK,NY)	Graph	1	\$55,764.80	\$55,764.80	\$55,764.80	\$55,764.80
Totals	Graph	1	\$55,764.80	\$55,764.80	\$55,764.80	\$55,764.80

Latitude: 40.705581 Longitude: -74.011526

Employer Name/Employer Address	Graph	Count	Mean Wage	Median Wage	Lowest Wage	Highest Wage
BLISS FASMAN INC., 50 BROAD STREET, NEW YORK, NY (https://www.google.com/maps/place/50%20BROAD%20STREET,NEW%20YORK,NY)	Graph	1	\$52,650.00	\$52,650.00	\$52,650.00	\$52,650.00
PQ NEW YORK, INC., 50 BROAD STREET, NEW YORK, NY (https://www.google.com/maps/place/50%20BROAD%20STREET,NEW%20YORK,NY)	Graph	1	\$150,000.00	\$150,000.00	\$150,000.00	\$150,000.00
STOREBOUND LLC, 50 BROAD STREET, NEW YORK, NY (https://www.google.com/maps/place/50%20BROAD%20STREET,NEW%20YORK,NY)	Graph	1	\$55,000.00	\$55,000.00	\$55,000.00	\$55,000.00
AMTEX SYSTEMS, INC., 50 BROAD STREET, NEW YORK, NY (https://www.google.com/maps/place/50%20BROAD%20STREET,NEW%20YORK,NY)	Graph	16	\$61,187.50	\$60,000.00	\$60,000.00	\$72,000.00
Totals	Graph	19	\$65,086.84	\$60,000.00	\$52,650.00	\$150,000.00

Employer Name/Worksite Address	Graph	Count	Mean Wage	Median Wage	Lowest Wage	Highest Wage
ICON PAYMENTS LLC, 50 BROAD ST, SUITE 1701, NEW YORK, NY (https://www.google.com/maps/place/50%20BROAD%20ST,%20SUITE%201701,NEW%20YORK,NY)	Graph	1	\$62,400.00	\$62,400.00	\$62,400.00	\$62,400.00

Employer Name/Worksite Address	Graph	Count	Mean Wage	Median Wage	Lowest Wage	Highest Wage
PQ NEW YORK, INC., 50 BROAD STREET, NEW YORK, NY (https://www.google.com/maps/place/50%20BROAD%20STREET,NEW%20YORK,NY)	Graph	2	\$102,500.00	\$55,000.00	\$55,000.00	\$150,000.00
ICON PAYMENTS LLC, 50 BROAD ST., SUITE 1701, NEW YORK, NY (https://www.google.com/maps/place/50%20BROAD%20ST.,%20SUITE%201701,NEW%20YORK,NY)	Graph	4	\$58,500.00	\$54,080.00	\$47,840.00	\$78,000.00
Totals	Graph	7	\$71,628.57	\$55,000.00	\$47,840.00	\$150,000.00

Latitude: 40.705587 Longitude: -73.950315

Employer Name/Worksite Address	Graph	Count	Mean Wage	Median Wage	Lowest Wage	Highest Wage
L2, INC., 740 BROADWAY, NEW YORK, NY (https://www.google.com/maps/place/740%20BROADWAY,NEW%20YORK,NY)	Graph	4	\$54,273.75	\$53,165.00	\$53,165.00	\$55,765.00
Totals	Graph	4	\$54,273.75	\$53,165.00	\$53,165.00	\$55,765.00

Latitude: 40.705624 Longitude: -73.93716

Employer Name/Employer Address	Graph	Count	Mean Wage	Median Wage	Lowest Wage	Highest Wage
CAPITALHAICH PHOTOGRAPHIC PRODUCTION LLC, 248 MCKIBBIN STREET, BROOKLYN, NY (https://www.google.com/maps/place/248%20MCKIBBIN%20STREET,BROOKLYN,NY)	Graph	1	\$62,400.00	\$62,400.00	\$62,400.00	\$62,400.00
Totals	Graph	1	\$62,400.00	\$62,400.00	\$62,400.00	\$62,400.00

Employer Name/Worksite Address	Graph	Count	Mean Wage	Median Wage	Lowest Wage	Highest Wage
CAPITALHAICH PHOTOGRAPHIC PRODUCTION LLC, 248 MCKIBBIN STREET, BROOKLYN, NY (https://www.google.com/maps/place/248%20MCKIBBIN%20STREET,BROOKLYN,NY)	Graph	1	\$62,400.00	\$62,400.00	\$62,400.00	\$62,400.00
Totals	Graph	1	\$62,400.00	\$62,400.00	\$62,400.00	\$62,400.00

Latitude: 40.705633 Longitude: -74.009566

Employer Name/Employer Address	Graph	Count	Mean Wage	Median Wage	Lowest Wage	Highest Wage
COACTION PUBLIC RELATIONS, INC., 20 EXCHANGE PLACE, NEW YORK, NY (https://www.google.com/maps/place/20%20EXCHANGE%20PLACE,NEW%20YORK,NY)	Graph	1	\$40,000.00	\$40,000.00	\$40,000.00	\$40,000.00
Totals	Graph	1	\$40,000.00	\$40,000.00	\$40,000.00	\$40,000.00

Employer Name/Worksite Address	Graph	Count	Mean Wage	Median Wage	Lowest Wage	Highest Wage
COACTION PUBLIC RELATIONS, INC., 20 EXCHANGE PLACE, NEW YORK, NY (https://www.google.com/maps/place/20%20EXCHANGE%20PLACE,NEW%20YORK,NY)	Graph	1	\$40,000.00	\$40,000.00	\$40,000.00	\$40,000.00
Totals	Graph	1	\$40,000.00	\$40,000.00	\$40,000.00	\$40,000.00

Latitude: 40.705688 Longitude: -74.008351

Employer Name/Employer Address	Graph	Count	Mean Wage	Median Wage	Lowest Wage	Highest Wage
PEARL DENTAL NYC P.C., 67 WALL STREET, STE 2508, NEW YORK, NY (https://www.google.com/maps/place/67%20WALL%20STREET,%20STE%202508,NEW%20YORK,NY)	Graph	1	\$103,147.00	\$103,147.00	\$103,147.00	\$103,147.00
Totals	Graph	1	\$103,147.00	\$103,147.00	\$103,147.00	\$103,147.00

Employer Name/Worksite Address	Graph	Count	Mean Wage	Median Wage	Lowest Wage	Highest Wage
--------------------------------	-------	-------	-----------	-------------	-------------	--------------

Employer Name/Worksite Address	Graph	Count	Mean Wage	Median Wage	Lowest Wage	Highest Wage
PAPERCUT SERVICES NORTH AMERICA LLC, 67 WALL STREET, NEW YORK, NY (https://www.google.com/maps/place/67%20WALL%20STREET,NEW%20YORK,NY)	Graph	1	\$90,000.00	\$90,000.00	\$90,000.00	\$90,000.00
PEARL DENTAL NYC P.C., 67 WALL STREET, STE 2508, NEW YORK, NY (https://www.google.com/maps/place/67%20WALL%20STREET,%20STE%202508,NEW%20YORK,NY)	Graph	1	\$103,147.00	\$103,147.00	\$103,147.00	\$103,147.00
Totals	Graph	2	\$96,573.50	\$90,000.00	\$90,000.00	\$103,147.00

Latitude: 40.705693 Longitude: -74.011376

Employer Name/Employer Address	Graph	Count	Mean Wage	Median Wage	Lowest Wage	Highest Wage
LEMAN MANHATTAN PREPARATORY SCHOOL LLC, 41 BROAD STREET, NEW YORK, NY (https://www.google.com/maps/place/41%20BROAD%20STREET,NEW%20YORK,NY)	Graph	1	\$61,656.83	\$61,656.83	\$61,656.83	\$61,656.83
Totals	Graph	1	\$61,656.83	\$61,656.83	\$61,656.83	\$61,656.83

Employer Name/Worksite Address	Graph	Count	Mean Wage	Median Wage	Lowest Wage	Highest Wage
LEMAN MANHATTAN PREPARATORY SCHOOL LLC, 41 BROAD STREET, NEW YORK, NY (https://www.google.com/maps/place/41%20BROAD%20STREET,NEW%20YORK,NY)	Graph	1	\$61,656.83	\$61,656.83	\$61,656.83	\$61,656.83
Totals	Graph	1	\$61,656.83	\$61,656.83	\$61,656.83	\$61,656.83

Latitude: 40.705758 Longitude: -74.004047

Employer Name/Employer Address	Graph	Count	Mean Wage	Median Wage	Lowest Wage	Highest Wage
PROATHLETE MEDIA, INC., 85 SOUTH STREET, SUITE 7F, NEW YORK, NY (https://www.google.com/maps/place/85%20SOUTH%20STREET,%20SUITE%207F,NEW%20YORK,NY)	Graph	1	\$46,675.20	\$46,675.20	\$46,675.20	\$46,675.20
Totals	Graph	1	\$46,675.20	\$46,675.20	\$46,675.20	\$46,675.20

Employer Name/Worksite Address	Graph	Count	Mean Wage	Median Wage	Lowest Wage	Highest Wage
PROATHLETE MEDIA, INC., 85 SOUTH STREET, SUITE 7F, NEW YORK, NY (https://www.google.com/maps/place/85%20SOUTH%20STREET,%20SUITE%207F,NEW%20YORK,NY)	Graph	1	\$46,675.20	\$46,675.20	\$46,675.20	\$46,675.20
Totals	Graph	1	\$46,675.20	\$46,675.20	\$46,675.20	\$46,675.20

Latitude: 40.705805 Longitude: -73.879825

Employer Name/Employer Address	Graph	Count	Mean Wage	Median Wage	Lowest Wage	Highest Wage
BP MECHANICAL CORP, 83-40 72ND DRIVE, GLENDALE, NY (https://www.google.com/maps/place/83-40%2072ND%20DRIVE,GLENDALE,NY)	Graph	1	\$95,077.00	\$95,077.00	\$95,077.00	\$95,077.00
Totals	Graph	1	\$95,077.00	\$95,077.00	\$95,077.00	\$95,077.00

Employer Name/Worksite Address	Graph	Count	Mean Wage	Median Wage	Lowest Wage	Highest Wage
BP MECHANICAL CORP, 83-40 72ND DRIVE, GLENDALE, NY (https://www.google.com/maps/place/83-40%2072ND%20DRIVE,GLENDALE,NY)	Graph	1	\$95,077.00	\$95,077.00	\$95,077.00	\$95,077.00
Totals	Graph	1	\$95,077.00	\$95,077.00	\$95,077.00	\$95,077.00

Latitude: 40.705807 Longitude: -74.010087

Employer Name/Employer Address	Graph	Count	Mean Wage	Median Wage	Lowest Wage	Highest Wage
--------------------------------	-------	-------	-----------	-------------	-------------	--------------

Employer Name/Employer Address	Graph	Count	Mean Wage	Median Wage	Lowest Wage	Highest Wage
ARGUS MERCHANT SERVICES LLC, 40 EXCHANGE PL #1607, NEW YORK, NY (https://www.google.com/maps/place/40%20EXCHANGE%20PL%20#1607,NEW%20YORK,NY)	Graph	1	\$58,240.00	\$58,240.00	\$58,240.00	\$58,240.00
ARGUS MERCHANT SERVICES, 40 EXCHANGE PL #1607, NEW YORK, NY (https://www.google.com/maps/place/40%20EXCHANGE%20PL%20#1607,NEW%20YORK,NY)	Graph	1	\$58,240.00	\$58,240.00	\$58,240.00	\$58,240.00
NEOTECRA INC., 40 EXCHANGE PLACE, SUITE 1703, NEW YORK, NY (https://www.google.com/maps/place/40%20EXCHANGE%20PLACE,%20SUITE%201703,NEW%20YORK,NY)	Graph	1	\$53,768.00	\$53,768.00	\$53,768.00	\$53,768.00
NORTHWIND RE LLP, 40 EXCHANGE PLACE, SUITE 1201, NEW YORK, NY (https://www.google.com/maps/place/40%20EXCHANGE%20PLACE,%20SUITE%201201,NEW%20YORK,NY)	Graph	1	\$140,000.00	\$140,000.00	\$140,000.00	\$140,000.00
BUSINESS DEVELOPMENT INSTITUTE LLC, 40 EXCHANGE PL, NEW YORK, NY (https://www.google.com/maps/place/40%20EXCHANGE%20PL,NEW%20YORK,NY)	Graph	2	\$43,500.00	\$40,000.00	\$40,000.00	\$47,000.00
ARGUS MERCHANT SERVICES LLC, 40 EXCHANGE PL, NEW YORK, NY (https://www.google.com/maps/place/40%20EXCHANGE%20PL,NEW%20YORK,NY)	Graph	17	\$63,307.88	\$66,560.00	\$47,840.00	\$74,810.00
Totals	Graph	23	\$64,064.43	\$65,520.00	\$40,000.00	\$140,000.00

Employer Name/Worksite Address	Graph	Count	Mean Wage	Median Wage	Lowest Wage	Highest Wage
NORTHWIND RE LLP, 40 EXCHANGE PLACE, SUITE 1201, NEW YORK, NY (https://www.google.com/maps/place/40%20EXCHANGE%20PLACE,%20SUITE%201201,NEW%20YORK,NY)	Graph	1	\$140,000.00	\$140,000.00	\$140,000.00	\$140,000.00
ARGUS MERCHANT SERVICES, 40 EXCHANGE PL #1607, NEW YORK, NY (https://www.google.com/maps/place/40%20EXCHANGE%20PL%20#1607,NEW%20YORK,NY)	Graph	2	\$58,240.00	\$58,240.00	\$58,240.00	\$58,240.00
BUSINESS DEVELOPMENT INSTITUTE LLC, 40 EXCHANGE PL, NEW YORK, NY (https://www.google.com/maps/place/40%20EXCHANGE%20PL,NEW%20YORK,NY)	Graph	15	\$60,659.33	\$66,560.00	\$40,000.00	\$74,810.00
Totals	Graph	18	\$64,798.33	\$63,752.00	\$40,000.00	\$140,000.00

Latitude: 40.705894 Longitude: -74.007074

Employer Name/Employer Address	Graph	Count	Mean Wage	Median Wage	Lowest Wage	Highest Wage
212BOX ARCHITECTURE PC, 88 PINE STREET, NEW YORK, NY (https://www.google.com/maps/place/88%20PINE%20STREET,NEW%20YORK,NY)	Graph	1	\$44,000.00	\$44,000.00	\$44,000.00	\$44,000.00
CLEAR USA LLC, 88 PINE STREET, NEW YORK, NY (https://www.google.com/maps/place/88%20PINE%20STREET,NEW%20YORK,NY)	Graph	1	\$78,460.00	\$78,460.00	\$78,460.00	\$78,460.00
PEI COBB FREED & PARTNERS ARCHITECTS LLP, 88 PINE STREET, NEW YORK, NY (https://www.google.com/maps/place/88%20PINE%20STREET,NEW%20YORK,NY)	Graph	1	\$59,000.00	\$59,000.00	\$59,000.00	\$59,000.00
PEI COBB FREED AND PARTNERS ARCHITECTS LLP, 88 PINE STREET, NEW YORK, NY (https://www.google.com/maps/place/88%20PINE%20STREET,NEW%20YORK,NY)	Graph	1	\$45,000.00	\$45,000.00	\$45,000.00	\$45,000.00
RALPH APPELBAUM ASSOCIATES, INC., 88 PINE STREET, NEW YORK, NY (https://www.google.com/maps/place/88%20PINE%20STREET,NEW%20YORK,NY)	Graph	1	\$70,000.00	\$70,000.00	\$70,000.00	\$70,000.00
SHEPARDSON STERN & KAMINSKY LLP, 88 PINE STREET, NEW YORK, NY (https://www.google.com/maps/place/88%20PINE%20STREET,NEW%20YORK,NY)	Graph	1	\$105,000.00	\$105,000.00	\$105,000.00	\$105,000.00
SISENSE INC., 88 PINE STREET, NEW YORK, NY (https://www.google.com/maps/place/88%20PINE%20STREET,NEW%20YORK,NY)	Graph	1	\$83,000.00	\$83,000.00	\$83,000.00	\$83,000.00
SKYLINE ENGINEERING, LLC, 88 PINE STREET, NEW YORK, NY (https://www.google.com/maps/place/88%20PINE%20STREET,NEW%20YORK,NY)	Graph	1	\$80,205.00	\$80,205.00	\$80,205.00	\$80,205.00
SPREEMO HEALTH INC., 88 PINE STREET, NEW YORK, NY (https://www.google.com/maps/place/88%20PINE%20STREET,NEW%20YORK,NY)	Graph	1	\$65,000.00	\$65,000.00	\$65,000.00	\$65,000.00
SPREEMO LLC, 88 PINE STREET, NEW YORK, NY (https://www.google.com/maps/place/88%20PINE%20STREET,NEW%20YORK,NY)	Graph	1	\$135,000.00	\$135,000.00	\$135,000.00	\$135,000.00
Totals	Graph	10	\$76,466.50	\$70,000.00	\$44,000.00	\$135,000.00

Employer Name/Worksite Address	Graph	Count	Mean Wage	Median Wage	Lowest Wage	Highest Wage
ACCENTURE LLP, 88 PINE ST, NEW YORK, NY (https://www.google.com/maps/place/88%20PINE%20ST,NEW%20YORK,NY)	Graph	7	\$85,078.43	\$86,653.00	\$64,813.00	\$110,219.00

Employer Name/Worksite Address	Graph	Count	Mean Wage	Median Wage	Lowest Wage	Highest Wage
METRICSTREAM, INC., 88 PINE STREET, 11TH FLOOR, NEW YORK, NY (https://www.google.com/maps/place/88%20PINE%20STREET,%2011TH%20FLOOR,NEW%20YORK,NY)	Graph	7	\$106,571.43	\$100,000.00	\$88,200.00	\$150,000.00
SYNTEL CONSULTING INC., 88 PINE STREET, NEW YORK, NY (https://www.google.com/maps/place/88%20PINE%20STREET,NEW%20YORK,NY)	Graph	19	\$89,578.89	\$84,864.00	\$45,000.00	\$143,750.00
Totals	Graph	33	\$92,228.73	\$88,200.00	\$45,000.00	\$150,000.00

Latitude: 40.705936 Longitude: -74.011439

Employer Name/Employer Address	Graph	Count	Mean Wage	Median Wage	Lowest Wage	Highest Wage
VIRGINIA & AMBINDER LLP, 40 BROAD STREET, NEW YORK, NY (https://www.google.com/maps/place/40%20BROAD%20STREET,NEW%20YORK,NY)	Graph	1	\$54,775.00	\$54,775.00	\$54,775.00	\$54,775.00
P & C INSURANCE SYSTEMS, INC., 40 BROAD STREET, NEW YORK, NY (https://www.google.com/maps/place/40%20BROAD%20STREET,NEW%20YORK,NY)	Graph	2	\$87,000.00	\$87,000.00	\$87,000.00	\$87,000.00
Totals	Graph	3	\$76,258.33	\$87,000.00	\$54,775.00	\$87,000.00

Employer Name/Worksite Address	Graph	Count	Mean Wage	Median Wage	Lowest Wage	Highest Wage
P & C INSURANCE SYSTEMS, INC., 40 BROAD STREET, NEW YORK, NY (https://www.google.com/maps/place/40%20BROAD%20STREET,NEW%20YORK,NY)	Graph	4	\$59,717.75	\$54,775.00	\$40,000.00	\$87,000.00
Totals	Graph	4	\$59,717.75	\$54,775.00	\$40,000.00	\$87,000.00

Latitude: 40.705963 Longitude: -74.013091

Employer Name/Worksite Address	Graph	Count	Mean Wage	Median Wage
FIRST CONSULTING GROUP, LLC, 2 BROAD WAY, NEW YORK, NY (https://www.google.com/maps/place/2%20BROAD%20WAY,NEW%20YORK,NY)	Graph	1	\$65,000.00	\$65,000.00
VEDICSOFT SOLUTIONS LLC, METROPOLITAN TRANSPORTATION AUTHORITY (MTA), NEW YORK, NY (https://www.google.com/maps/place/METROPOLITAN%20TRANSPORTATION%20AUTHORITY%20(MTA%20),NEW%20YORK,NY)	Graph	1	\$60,320.00	\$60,320.00
CLOUD SOFT INC, 2 BROADWAY, NEWYORK, NY (https://www.google.com/maps/place/2%20BROADWAY,NEWYORK,NY)	Graph	2	\$92,768.00	\$92,768.00
SYNERZY SOFTWARE SOLUTIONS INC, 2 BROADWAY, NEW YORK CITY, NY (https://www.google.com/maps/place/2%20BROADWAY,NEW%20YORK%20CITY,NY)	Graph	3	\$62,000.00	\$62,000.00
SUNMERGE SYSTEMS INC., 2 BROADWAY, NEW YORK, NY (https://www.google.com/maps/place/2%20BROADWAY,NEW%20YORK,NY)	Graph	24	\$86,846.08	\$80,000.00
Totals	Graph	31	\$83,263.29	\$79,040.00

Latitude: 40.706 Longitude: -74.008652

Employer Name/Employer Address	Graph	Count	Mean Wage	Median Wage	Lowest Wage	Highest Wage
DEUTSCHE BANK AMERICAS HOLDING CORP, 60 WALL STREET, NEW YORK, NY (https://www.google.com/maps/place/60%20WALL%20STREET,NEW%20YORK,NY)	Graph	1	\$85,000.00	\$85,000.00	\$85,000.00	\$85,000.00
DEUTSCHE BANK AMERICAS HOLDING CORP, 60 WALL STREET, NEW YORK, NY (https://www.google.com/maps/place/60%20WALL%20STREET,NEW%20YORK,NY)	Graph	1	\$85,000.00	\$85,000.00	\$85,000.00	\$85,000.00
DB USA CORE CORPORATION, 60 WALL STREET, NEW YORK, NY (https://www.google.com/maps/place/60%20WALL%20STREET,NEW%20YORK,NY)	Graph	2	\$133,000.00	\$131,000.00	\$131,000.00	\$135,000.00
DEUTSCHE INVESTMENT MANAGEMENT AMERICAS INC., 60 WALL STREET, NEW YORK, NY (https://www.google.com/maps/place/60%20WALL%20STREET,NEW%20YORK,NY)	Graph	2	\$190,000.00	\$165,000.00	\$165,000.00	\$215,000.00
DEUTSCHE BANK TRUST COMPANY AMERICAS, 60 WALL STREET, NEW YORK, NY (https://www.google.com/maps/place/60%20WALL%20STREET,NEW%20YORK,NY)	Graph	18	\$111,001.11	\$85,000.00	\$80,000.00	\$207,000.00
DEUTSCHE BANK NEW YORK BRANCH, 60 WALL STREET, NEW YORK, NY (https://www.google.com/maps/place/60%20WALL%20STREET,NEW%20YORK,NY)	Graph	132	\$118,591.39	\$115,000.00	\$70,000.00	\$260,000.00

Employer Name/Employer Address	Graph	Count	Mean Wage	Median Wage	Lowest Wage	Highest Wage
DEUTSCHE BANK SECURITIES INC., 60 WALL STREET, NEW YORK, NY (https://www.google.com/maps/place/60%20WALL%20STREET,NEW%20YORK,NY)	Graph	138	\$136,424.71	\$125,000.00	\$70,000.00	\$325,000.00
Totals	Graph	294	\$126,852.70	\$120,000.00	\$70,000.00	\$325,000.00

Employer Name/Worksite Address	Graph	Count	Mean Wage	Median Wage	Lowest Wage	Highest Wage
DATA GLOVE INC., 60 WALL STREET, 22ND FLOOR, NEW YORK, NY (https://www.google.com/maps/place/60%20WALL%20STREET,%2022ND%20FLOOR,NEW%20YORK,NY)	Graph	1	\$123,000.00	\$123,000.00	\$123,000.00	\$123,000.00
ICSA INC, 60 WALL ST., NEW YORK, NY (https://www.google.com/maps/place/60%20WALL%20ST.,NEW%20YORK,NY)	Graph	1	\$92,768.00	\$92,768.00	\$92,768.00	\$92,768.00
TATA CONSULTANCY SERVICES LIMITED, 60 WALL ST., NEW YORK, NY (https://www.google.com/maps/place/60%20WALL%20ST.,NEW%20YORK,NY)	Graph	1	\$71,781.00	\$71,781.00	\$71,781.00	\$71,781.00
PRIMESoft, INC, 60 WALL STREET., NEW YORK, NY (https://www.google.com/maps/place/60%20WALL%20STREET.,NEW%20YORK,NY)	Graph	4	\$80,453.25	\$80,000.00	\$64,813.00	\$90,000.00
ATYETI, INC., DEUTSCHE BANK, NEW YORK, NY (https://www.google.com/maps/place/DEUTSCHE%20BANK,NEW%20YORK,NY)	Graph	7	\$95,958.57	\$86,700.00	\$66,500.00	\$175,000.00
DELOITTE CONSULTING LLP, 60 WALL ST, NEW YORK, NY (https://www.google.com/maps/place/60%20WALL%20ST,NEW%20YORK,NY)	Graph	29	\$95,397.97	\$108,555.00	\$69,701.00	\$108,555.00
DB SERVICES NJ INC, 60 WALL STREET, NEW YORK, NY (https://www.google.com/maps/place/60%20WALL%20STREET,NEW%20YORK,NY)	Graph	542	\$106,540.46	\$85,000.00	\$56,846.00	\$325,000.00
Totals	Graph	585	\$105,628.27	\$90,000.00	\$56,846.00	\$325,000.00

Latitude: 40.706004 Longitude: -74.008785

Employer Name/Employer Address	Graph	Count	Mean Wage	Median Wage	Lowest Wage
BRIGHT POWER, INC., 11 HANOVER SQUARE, FL. 21, NEW YORK, NY (https://www.google.com/maps/place/11%20HANOVER%20SQUARE,%20FL.%2021,NEW%20YORK,NY)	Graph	1	\$75,317.00	\$75,317.00	\$75,317.00
DIGITAL REALTY TRUST, 1 STATE STREET, NEW YORK, NY (https://www.google.com/maps/place/1%20STATE%20STREET,NEW%20YORK,NY)	Graph	1	\$95,000.00	\$95,000.00	\$95,000.00
HUAXIN PETROLEUM USA LLC, 2 WALL STREET, 21ST FL., NEW YORK, NY (https://www.google.com/maps/place/2%20WALL%20STREET,%2021ST%20FL.,NEW%20YORK,NY)	Graph	1	\$48,880.00	\$48,880.00	\$48,880.00
LIMITLESS EMPIRE INC., 690 8TH AVENUE, 5TH FLOOR, NEW YORK, NY (https://www.google.com/maps/place/690%208TH%20AVENUE,%205TH%20FLOOR,NEW%20YORK,NY)	Graph	1	\$46,675.20	\$46,675.20	\$46,675.20
NCHENG LLP CERTIFIED PUBLIC ACCOUNTANTS, 40 WALL STREET, 32 FLR, SUITE 3222, NEW YORK, NY (https://www.google.com/maps/place/40%20WALL%20STREET,%2032%20FLR,%20SUITE%203222,NEW%20YORK,NY)	Graph	1	\$58,000.00	\$58,000.00	\$58,000.00
NCHENG LLP CERTIFIED PUBLIC ACCOUNTANTS, 40 WALL STREET, 32ND FLOOR STE 3222, NEW YORK, NY (https://www.google.com/maps/place/40%20WALL%20STREET,%2032ND%20FLOOR%20STE%203222,NEW%20YORK,NY)	Graph	1	\$55,765.00	\$55,765.00	\$55,765.00
SMITH AFFILIATED CAPITAL CORPORATION, WALL STREET PLAZA, NEW YORK, NY (https://www.google.com/maps/place/WALL%20STREET%20PLAZA,NEW%20YORK,NY)	Graph	1	\$78,000.00	\$78,000.00	\$78,000.00
SORRENTO LACTALIS, INC., 77 WATER STREET, MEZZANINE, NEW YORK, NY (https://www.google.com/maps/place/77%20WATER%20STREET,%20MEZZANINE,NEW%20YORK,NY)	Graph	1	\$66,000.00	\$66,000.00	\$66,000.00
TAIWAN BUSINESS BANK, LTD., 32 OLD SLIP 5FL, NEW YORK, NY (https://www.google.com/maps/place/32%20OLD%20SLIP%205FL,NEW%20YORK,NY)	Graph	1	\$55,764.80	\$55,764.80	\$55,764.80
EDU CLOUD INC, 48 WALL STREET, 11TH FL, NEW YORK, NY (https://www.google.com/maps/place/48%20WALL%20STREET,%2011TH%20FL,NEW%20YORK,NY)	Graph	2	\$70,220.80	\$70,220.80	\$70,220.80
NATION ONLINE INC., 44 WALL STREET, FL. 12TH, NEW YORK, NY (https://www.google.com/maps/place/44%20WALL%20STREET,%20FL.%2012TH,NEW%20YORK,NY)	Graph	2	\$55,088.80	\$44,428.80	\$44,428.80
PRODIGY NETWORK MIAMI, LLC, 40 WALL ST.,17 FLOOR, NEW YORK, NY (https://www.google.com/maps/place/40%20WALL%20ST.,17%20FLOOR,NEW%20YORK,NY)	Graph	2	\$105,000.00	\$90,000.00	\$90,000.00
THE I.M. GROUP, LLC, 40 WALL STREET 28TH FL, NEW YORK, NY (https://www.google.com/maps/place/40%20WALL%20STREET%2028TH%20FL,NEW%20YORK,NY)	Graph	2	\$55,764.80	\$55,764.80	\$55,764.80
WALL STREET INNOVATION CENTER INC, 2 WALL ST FL 8, NEW YORK, NY (https://www.google.com/maps/place/2%20WALL%20ST%20FL%208,NEW%20YORK,NY)	Graph	2	\$43,056.00	\$39,291.20	\$39,291.20
CLS BANK INTERNATIONAL, FINANCIAL SQUARE, 32 OLD SLIP, NEW YORK, NY (https://www.google.com/maps/place/FINANCIAL%20SQUARE,%2032%20OLD%20SLIP,NEW%20YORK,NY)	Graph	4	\$151,607.50	\$140,000.00	\$105,000.00

Employer Name/Employer Address	Graph	Count	Mean Wage	Median Wage	Low Wage
MUHAO USA INC., 40 WALL STREET, 28TH FL, NEW YORK, NY (https://www.google.com/maps/place/40%20WALL%20STREET,%2028TH%20FL,NEW%20YORK,NY)	Graph	5	\$59,488.00	\$56,160.00	\$47,840.00
QBE AMERICAS, INC., WALL STREET PLAZA, 88 PINE STREET, NEW YORK, NY (https://www.google.com/maps/place/WALL%20STREET%20PLAZA,%2088%20PINE%20STREET,NEW%20YORK,NY)	Graph	6	\$119,833.33	\$109,600.00	\$84,200.00
CONSOLE TECHNOLOGY INC, 40 WALL ST FL 28, NEW YORK, NY (https://www.google.com/maps/place/40%20WALL%20ST%20FL%2028,NEW%20YORK,NY)	Graph	15	\$61,568.00	\$64,480.00	\$58,240.00
Totals	Graph	49	\$77,225.57	\$64,480.00	\$39,291.00

Employer Name/Worksite Address	Graph	Count	Mean Wage	Median Wage
ACQUIA, INC., 123 WASHINGTON STREET, NEW YORK, NY (https://www.google.com/maps/place/123%20WASHINGTON%20STREET,NEW%20YORK,NY)	Graph	1	\$160,000.00	\$160,000.00
AWOIT SYSTEMS INC, 111 WALLSTREET, NEWYORK, NY (https://www.google.com/maps/place/111%20WALLSTREET,NEWYORK,NY)	Graph	1	\$70,000.00	\$70,000.00
BRIGHT POWER, INC., 11 HANOVER SQUARE, FL. 21, NEW YORK, NY (https://www.google.com/maps/place/11%20HANOVER%20SQUARE,%20FL.%2021,NEW%20YORK,NY)	Graph	1	\$75,317.00	\$75,317.00
CATHOLIC MEDICAL MISSION BOARD, 100 WALL STREET FLOOR 9, NEW YORK, NY (https://www.google.com/maps/place/100%20WALL%20STREET%20FLOOR%209,NEW%20YORK,NY)	Graph	1	\$79,996.80	\$79,996.80
EXTRAHOP NETWORKS, INC., 406 LORIMER STREET, APT. 1B, BROOKLYN, NY (https://www.google.com/maps/place/406%20LORIMER%20STREET,%20APT.%201B,BROOKLYN,NY)	Graph	1	\$115,086.00	\$115,086.00
HCL AMERICA, INC., 60 WALL STREET FLOOR 34, NEW YORK, NY (https://www.google.com/maps/place/60%20WALL%20STREET%20FLOOR%2034,NEW%20YORK,NY)	Graph	1	\$75,795.00	\$75,795.00
HEXAWARE TECHNOLOGIES, INC., BBH, 140 BROADWAY, NEW YORK, NY (https://www.google.com/maps/place/BBH,%20140%20BROADWAY,NEW%20YORK,NY)	Graph	1	\$105,000.00	\$105,000.00
HEXAWARE TECHNOLOGIES, INC., BROWN BROTHERS HARRIMAN TRUST COMPANY, NEW YORK, NY (https://www.google.com/maps/place/BROWN%20BROTHERS%20HARRIMAN%20TRUST%20COMPANY,NEW%20YORK,NY)	Graph	1	\$54,000.00	\$54,000.00
HEXAWARE TECHNOLOGIES, INC., BROWN BROTHERS HARRIMAN & CO, NEW YORK, NY (https://www.google.com/maps/place/BROWN%20BROTHERS%20HARRIMAN%20&%20CO,NEW%20YORK,NY)	Graph	1	\$105,000.00	\$105,000.00
HEXAWARE TECHNOLOGIES, INC., BROWN BROTHERS HARRIMAN & CO. 140 BROADWAY, NEW YORK, NY (https://www.google.com/maps/place/BROWN%20BROTHERS%20HARRIMAN%20&%20CO.%20140%20BROADWAY,NEW%20YORK,NY)	Graph	1	\$66,600.00	\$66,600.00
HEXAWARE TECHNOLOGIES, INC., BROWN BROTHERS HARRIMAN COMPANY, NEW YORK, NY (https://www.google.com/maps/place/BROWN%20BROTHERS%20HARRIMAN%20COMPANY,NEW%20YORK,NY)	Graph	1	\$135,550.00	\$135,550.00
HSBC BANK USA, N.A., 330 MADISON AVENUE, NEW YORK, NY (https://www.google.com/maps/place/330%20MADISON%20AVENUE,NEW%20YORK,NY)	Graph	1	\$176,868.00	\$176,868.00
HUDSON DATA LLC, BROWN BROTHERS HARRIMAN, NEW YORK, NY (https://www.google.com/maps/place/BROWN%20BROTHERS%20HARRIMAN,NEW%20YORK,NY)	Graph	1	\$84,198.00	\$84,198.00
IT BUSINESS MANAGEMENT SOLUTIONS, INC., 55 WATER STREET, NYC., NEW YORK, NY (https://www.google.com/maps/place/55%20WATER%20STREET,%20NYC.,NEW%20YORK,NY)	Graph	1	\$70,500.00	\$70,500.00
JPMORGAN CHASE & CO., 4 NEW YORK PLAZA, NEW YORK, NY (https://www.google.com/maps/place/4%20NEW%20YORK%20PLAZA,NEW%20YORK,NY)	Graph	1	\$96,000.00	\$96,000.00
KRONSYS, INC., 1 NEW YORK PLAZA, NEW YORK, NY (https://www.google.com/maps/place/1%20NEW%20YORK%20PLAZA,NEW%20YORK,NY)	Graph	1	\$95,000.00	\$95,000.00
LACTALIS AMERICAN GROUP, INC., 77 WATER STREET, NEW YORK, NY (https://www.google.com/maps/place/77%20WATER%20STREET,NEW%20YORK,NY)	Graph	1	\$78,000.00	\$78,000.00
LIMITLESS EMPIRE INC., 690 8TH AVE., 5TH FLOOR, NEW YORK, NY (https://www.google.com/maps/place/690%208TH%20AVE.,%205TH%20FLOOR,NEW%20YORK,NY)	Graph	1	\$46,675.20	\$46,675.20
LINKFUN CULTURE & EDUCATION USA INC, 2 WALL ST, 8TH FL, NEW YORK, NY (https://www.google.com/maps/place/2%20WALL%20ST,%208TH%20FL,NEW%20YORK,NY)	Graph	1	\$46,675.20	\$46,675.20
LINKFUN CULTURE & EDUCATION USA INC, 2 WALL ST, FL 8, NEW YROK, NY (https://www.google.com/maps/place/2%20WALL%20ST,%20FL%208,NEW%20YROK,NY)	Graph	1	\$57,345.60	\$57,345.60
LONDON STOCK EXCHANGE GROUP HOLDINGS INC., 111 WALL STREET, NEW YORK, NY (https://www.google.com/maps/place/111%20WALL%20STREET,NEW%20YORK,NY)	Graph	1	\$140,000.00	\$140,000.00
LOUIS BERGER U.S., INC., 80 PINE ST., NEW YORK, NY (https://www.google.com/maps/place/80%20PINE%20ST.,NEW%20YORK,NY)	Graph	1	\$83,616.00	\$83,616.00
MARUTHI TECHNOLOGIES, LLC, 110 WALL STREET, NEW YORK, NY (https://www.google.com/maps/place/110%20WALL%20STREET,NEW%20YORK,NY)	Graph	1	\$94,000.00	\$94,000.00
MARUTHI TECHNOLOGIES, LLC, STREET NUMBER 4-207, 110 WALL STREET, NEW YORK, NY (https://www.google.com/maps/place/STREET%20NUMBER%204-207,%20110%20WALL%20STREET,NEW%20YORK,NY)	Graph	1	\$94,000.00	\$94,000.00

Employer Name/Worksite Address	Graph	Count	Mean Wage	Me W
MS IMAGES LLC, 11 HANOVER SQUARE, NEW YORK, NY (https://www.google.com/maps/place/11%20HANOVER%20SQUARE,NEW%20YORK,NY)	Graph	1	\$55,000.00	\$55,0
MUHAO USA INC., 40 WALL STREET FLOOR 28, NEW YORK, NY (https://www.google.com/maps/place/40%20WALL%20STREET%20FLOOR%2028,NEW%20YORK,NY)	Graph	1	\$56,160.00	\$56,1
NCHENG LLP CERTIFIED PUBLIC ACCOUNTANTS, 40 WALL STREET, 32 FLR, SUITE 3222, NEW YORK, NY (https://www.google.com/maps/place/40%20WALL%20STREET,%2032%20FLR,%20SUITE%203222,NEW%20YORK,NY)	Graph	1	\$58,000.00	\$58,0
NINEPOINT CAPITAL LLC, 40 WALL ST, NEW YORK, NY (https://www.google.com/maps/place/40%20WALL%20ST,NEW%20YORK,NY)	Graph	1	\$124,800.00	\$124,
NV5 GLOBAL INC., NV5 INC, NEW YORK, NY (https://www.google.com/maps/place/NV5%20INC,NEW%20YORK,NY)	Graph	1	\$105,000.00	\$105,
QBE AMERICAS, INC., WALL STREET PLAZA, 88 PINE STREET, NEW YORK, NY (https://www.google.com/maps/place/WALL%20STREET%20PLAZA,%20%2088%20PINE%20STREET,NEW%20YORK,NY)	Graph	1	\$159,700.00	\$159,
SCEPTER TECHNOLOGIES INC, 111 WALL ST, NEW YORK, NY (https://www.google.com/maps/place/111%20WALL%20ST,NEW%20YORK,NY)	Graph	1	\$75,000.00	\$75,0
SHARP DECISIONS, INC., DEUTSCHE BANK AG, FILIALE NEW YORK,, NEW YORK, NY (https://www.google.com/maps/place/DEUTSCHE%20BANK%20AG,%20FILIALE%20NEW%20YORK,,NEW%20YORK,NY)	Graph	1	\$208,000.00	\$208,
SMITH AFFILIATED CAPITAL CORPORATION, WALL STREET PLAZA, NEW YORK, NY (https://www.google.com/maps/place/WALL%20STREET%20PLAZA,NEW%20YORK,NY)	Graph	1	\$78,000.00	\$78,0
SYNECHRON, INC., 7 WORLD TRADE CENTER, NEW YORK, NY (https://www.google.com/maps/place/7%20WORLD%20TRADE%20CENTER,NEW%20YORK,NY)	Graph	1	\$107,266.00	\$107,
TAIWAN BUSINESS BANK, LTD., 32 OLD SLIP 5FL, NEW YORK, NY (https://www.google.com/maps/place/32%20OLD%20SLIP%205FL,NEW%20YORK,NY)	Graph	1	\$55,764.80	\$55,7
THESTREET, INC., THESTREET, INC., NEW YORK, NY (https://www.google.com/maps/place/THESTREET,%20INC.,NEW%20YORK,NY)	Graph	1	\$80,000.00	\$80,0
VIRTUSA CORPORATION, VIRTUSA CORPORATION, NEW YORK, NY (https://www.google.com/maps/place/VIRTUSA%20CORPORATION,NEW%20YORK,NY)	Graph	1	\$108,109.00	\$108,
VR ENG, INC., 14 WALL ST STREET, NEW YORK, NY (https://www.google.com/maps/place/14%20WALL%20ST%20STREET,NEW%20YORK,NY)	Graph	1	\$39,000.00	\$39,0
21ST CENTURY UNITED MEDIA CO. LTD., ONE CHASE MANHATTAN PLAZA, NEW YORK, NY (https://www.google.com/maps/place/ONE%20CHASE%20MANHATTAN%20PLAZA,NEW%20YORK,NY)	Graph	2	\$63,336.00	\$63,3
BEYONDSRING PHARMACEUTICALS, INC., 28 LIBERTY STREET, NEW YORK, NY (https://www.google.com/maps/place/28%20LIBERTY%20STREET,NEW%20YORK,NY)	Graph	2	\$57,684.80	\$55,3
EDU CLOUD INC, 48 WALL ST 11TH FL, NEW YORK, NY (https://www.google.com/maps/place/48%20WALL%20ST%2011TH%20FL,NEW%20YORK,NY)	Graph	2	\$70,220.80	\$70,2
HAKS ENGINEERS, ARCHITECTS AND LAND SURVEYORS, P.C., 40 WALL STREET, 9TH FLOOR, NEW YORK, NY (https://www.google.com/maps/place/40%20WALL%20STREET,%209TH%20FLOOR,NEW%20YORK,NY)	Graph	2	\$77,833.50	\$72,4
MITCHELL/MARTIN, INC., ICE/NYSE, NEW YORK, NY (https://www.google.com/maps/place/ICE/NYSE,NEW%20YORK,NY)	Graph	2	\$124,654.50	\$114,
PRIORITY MERCHANTS INC, 2 WALL ST, FL8, NEW YORK, NY (https://www.google.com/maps/place/2%20WALL%20ST,%20FL8,NEW%20YORK,NY)	Graph	2	\$41,974.40	\$39,5
PRODIGY NETWORK MIAMI, LLC, 40 WALL ST.,17 FLOOR, NEW YORK, NY (https://www.google.com/maps/place/40%20WALL%20ST.,17%20FLOOR,NEW%20YORK,NY)	Graph	2	\$105,000.00	\$90,0
RIVIERA CONSULTING, LLC, 60 WALL STREET, 23RD FL, NEW YORK, NY (https://www.google.com/maps/place/60%20WALL%20STREET,%2023RD%20FL,NEW%20YORK,NY)	Graph	2	\$132,000.00	\$132,
SISENSE INC., 88 PINE STREET, NEW YORK, NY (https://www.google.com/maps/place/88%20PINE%20STREET,NEW%20YORK,NY)	Graph	2	\$63,500.00	\$44,0
TEK SERVICES, LLC, IRONSHORE/GENPACT, NEW YORK CITY, NY (https://www.google.com/maps/place/IRONSHORE/GENPACT,NEW%20YORK%20CITY,NY)	Graph	2	\$82,200.00	\$77,7
THE I.M. GROUP, LLC, 40 WALL STREET 28TH FL, NEW YORK, NY (https://www.google.com/maps/place/40%20WALL%20STREET%2028TH%20FL,NEW%20YORK,NY)	Graph	2	\$55,764.80	\$55,7
XL GLOBAL SERVICES, INC., 32 OLD SLIP, NEW YORK, NY (https://www.google.com/maps/place/32%20OLD%20SLIP,NEW%20YORK,NY)	Graph	2	\$71,422.50	\$70,5
COMMUNICATION EXPERTS INC., 10 TH FLOOR 140 BROADWAY, NEW YORK, NY (https://www.google.com/maps/place/10%20TH%20FLOOR%20140%20BROADWAY,NEW%20YORK,NY)	Graph	3	\$124,501.33	\$124,
HEXAWARE TECHNOLOGIES, INC., BROWN BROTHERS HARRIMAN & CO., 140 BROADWAY, NEW YORK, NY (https://www.google.com/maps/place/BROWN%20BROTHERS%20HARRIMAN%20%26%20CO.,%20140%20BROADWAY,NEW%20YORK,NY)	Graph	3	\$87,933.33	\$85,2
TECHNOVISION INC., BROADWAY TECHNOLOGY, NEW YORK, NY (https://www.google.com/maps/place/BROADWAY%20TECHNOLOGY,NEW%20YORK,NY)	Graph	3	\$90,850.00	\$90,5
HAKS ENGINEERS, ARCHITECTS AND LAND SURVEYORS, P.C., 40 WALL STREET, 11TH FLOOR, NEW YORK, NY (https://www.google.com/maps/place/40%20WALL%20STREET,%2011TH%20FLOOR,NEW%20YORK,NY)	Graph	4	\$68,853.20	\$64,0

Employer Name/Worksite Address	Graph	Count	Mean Wage	Me W
HEXAWARE TECHNOLOGIES, INC., BBH, NEW YORK, NY (https://www.google.com/maps/place/BBH,NEW%20YORK,NY)	Graph	4	\$94,845.00	\$85,0
UNION GROUP USA INC., 140 BROADWAY, NEW YORK, NY (https://www.google.com/maps/place/140%20BROADWAY,NEW%20YORK,NY)	Graph	4	\$103,560.00	\$91,0
WALL STREET INNOVATION CENTER INC, 2 WALL ST FL 8, NEW YORK, NY (https://www.google.com/maps/place/2%20WALL%20ST%20FL%208,NEW%20YORK,NY)	Graph	4	\$47,138.00	\$46,0
QBE AMERICAS, INC., WALL STREET PLAZA, 88 PINE STREET, NEW YORK, NY (https://www.google.com/maps/place/WALL%20STREET%20PLAZA,%2088%20PINE%20STREET,NEW%20YORK,NY)	Graph	5	\$111,860.00	\$109,
CLS BANK INTERNATIONAL, FINANCIAL SQUARE, 32 OLD SLIP, NEW YORK, NY (https://www.google.com/maps/place/FINANCIAL%20SQUARE,%2032%20OLD%20SLIP,NEW%20YORK,NY)	Graph	6	\$127,905.00	\$105,
BLUESTONE LANE HOLDINGS LLC, 90 WATER STREET, NEW YORK, NY (https://www.google.com/maps/place/90%20WATER%20STREET,NEW%20YORK,NY)	Graph	7	\$70,085.71	\$65,0
WALL ST. MULTIMEDIA, INC., 11 WALL ST, NEW YORK, NY (https://www.google.com/maps/place/11%20WALL%20ST,NEW%20YORK,NY)	Graph	7	\$48,795.66	\$48,0
WAVE SYNC CORPORATION, 40 WALL STREET, NEW YORK, NY (https://www.google.com/maps/place/40%20WALL%20STREET,NEW%20YORK,NY)	Graph	8	\$70,160.65	\$70,0
MUHAO USA INC., 40 WALL STREET, 28TH FL, NEW YORK, NY (https://www.google.com/maps/place/40%20WALL%20STREET,%2028TH%20FL,NEW%20YORK,NY)	Graph	13	\$57,600.00	\$56,1
CONSOLE TECHNOLOGY INC, 40 WALL ST FL 28, NEW YORK, NY (https://www.google.com/maps/place/40%20WALL%20ST%20FL%2028,NEW%20YORK,NY)	Graph	15	\$61,568.00	\$64,4
HEXAWARE TECHNOLOGIES, INC., BROWN BROTHERS HARRIMAN & CO., NEW YORK, NY (https://www.google.com/maps/place/BROWN%20BROTHERS%20HARRIMAN%20%26%20CO.,NEW%20YORK,NY)	Graph	16	\$76,365.63	\$72,0
MPHASIS CORPORATION, QBE, 88 PINE STREET, NEW YORK, NY (https://www.google.com/maps/place/QBE,%2088%20PINE%20STREET,NEW%20YORK,NY)	Graph	20	\$71,781.00	\$71,7
HEXAWARE TECHNOLOGIES, INC., AIG, 80 PINE STREET, NEW YORK, NY (https://www.google.com/maps/place/AIG,%2080%20PINE%20STREET,NEW%20YORK,NY)	Graph	22	\$75,868.18	\$75,7
MPHASIS CORPORATION, AIG, NEW YORK, NY (https://www.google.com/maps/place/AIG,NEW%20YORK,NY)	Graph	40	\$67,897.50	\$60,0
Totals	Graph	246	\$77,270.81	\$72,0

Latitude: 40.706043 Longitude: -74.007314

Employer Name/Employer Address	Graph	Count	Mean Wage	Median Wage	Lowest Wage	Highest Wage
MADISON PARK ADVISORS, LLC, 80 PINE STREET, NEW YORK, NY (https://www.google.com/maps/place/80%20PINE%20STREET,NEW%20YORK,NY)	Graph	1	\$53,500.00	\$53,500.00	\$53,500.00	\$53,500.00
CAHILL GORDON & REINDEL LLP, EIGHTY PINE STREET, NEW YORK, NY (https://www.google.com/maps/place/EIGHTY%20PINE%20STREET,NEW%20YORK,NY)	Graph	3	\$193,333.33	\$190,000.00	\$180,000.00	\$210,000.00
Totals	Graph	4	\$158,375.00	\$180,000.00	\$53,500.00	\$210,000.00

Employer Name/Worksite Address	Graph	Count	Mean Wage	Median Wage	Lowest Wage	Highest Wage
SYNECHRON, INC., 80 PINE STREET, NEW YORK CITY, NY (https://www.google.com/maps/place/80%20PINE%20STREET,NEW%20YORK%20CITY,NY)	Graph	1	\$86,653.00	\$86,653.00	\$86,653.00	\$86,653.00
GENPACT LLC, 80 PINE ST # 13, NEW YORK, NY (https://www.google.com/maps/place/80%20PINE%20ST%20#%2013,NEW%20YORK,NY)	Graph	2	\$125,000.00	\$125,000.00	\$125,000.00	\$125,000.00
CAHILL GORDON & REINDEL LLP, EIGHTY PINE STREET, NEW YORK, NY (https://www.google.com/maps/place/EIGHTY%20PINE%20STREET,NEW%20YORK,NY)	Graph	3	\$193,333.33	\$190,000.00	\$180,000.00	\$210,000.00
TATA CONSULTANCY SERVICES LIMITED, 80 PINE ST, NEW YORK, NY (https://www.google.com/maps/place/80%20PINE%20ST,NEW%20YORK,NY)	Graph	23	\$72,697.09	\$71,781.00	\$66,685.00	\$84,864.00
AIG EMPLOYEE SERVICES, INC., 80 PINE STREET, NEW YORK, NY (https://www.google.com/maps/place/80%20PINE%20STREET,NEW%20YORK,NY)	Graph	148	\$88,746.20	\$84,864.00	\$53,500.00	\$200,000.00
Totals	Graph	177	\$88,831.21	\$84,864.00	\$53,500.00	\$210,000.00

Latitude: 40.706058 Longitude: -74.013184

Employer Name/Employer Address	Graph	Count	Mean Wage	Median Wage	Lowest Wage	Highest Wage
--------------------------------	-------	-------	-----------	-------------	-------------	--------------

Employer Name/Employer Address	Graph	Count	Mean Wage	Median Wage	Lowest Wage	Highest Wage
SSD INC., 11 BROADWAY SUITE 819, NEW YORK, NY (https://www.google.com/maps/place/11%20BROADWAY%20SUITE%20819,NEW%20YORK,NY)	Graph	1	\$57,200.00	\$57,200.00	\$57,200.00	\$57,200.00
Totals	Graph	1	\$57,200.00	\$57,200.00	\$57,200.00	\$57,200.00

Employer Name/Worksite Address	Graph	Count	Mean Wage	Median Wage	Lowest Wage	Highest Wage
SSD INC., 11 BROADWAY SUITE 819, NEW YORK, NY (https://www.google.com/maps/place/11%20BROADWAY%20SUITE%20819,NEW%20YORK,NY)	Graph	1	\$57,200.00	\$57,200.00	\$57,200.00	\$57,200.00
Totals	Graph	1	\$57,200.00	\$57,200.00	\$57,200.00	\$57,200.00

Latitude: 40.706062 Longitude: -74.011226						
Employer Name/Employer Address	Graph	Count	Mean Wage	Median Wage	Lowest Wage	Highest Wage
TEACH FOR AMERICA, 25 BROADWAY STREET, NEW YORK, NY (https://www.google.com/maps/place/25%20BROADWAY%20STREET,NEW%20YORK,NY)	Graph	5	\$103,476.20	\$108,000.00	\$71,781.00	\$123,000.00
Totals	Graph	5	\$103,476.20	\$108,000.00	\$71,781.00	\$123,000.00

Employer Name/Worksite Address	Graph	Count	Mean Wage	Median Wage	Lowest Wage	Highest Wage
DELOITTE CONSULTING LLP, 25 BROADWAY AVENUE, NEW YORK, NY (https://www.google.com/maps/place/25%20BROADWAY%20AVENUE,NEW%20YORK,NY)	Graph	15	\$65,000.00	\$65,000.00	\$65,000.00	\$65,000.00
Totals	Graph	15	\$65,000.00	\$65,000.00	\$65,000.00	\$65,000.00

Latitude: 40.7061 Longitude: -73.913746						
Employer Name/Employer Address	Graph	Count	Mean Wage	Median Wage	Lowest Wage	Highest Wage
GREEN LION LLC, 1720 HIMROD ST #3L, RIDGEWOOD, NEW YORK, NY (https://www.google.com/maps/place/1720%20HIMROD%20ST%20#3L,%20RIDGEWOOD,NEW%20YORK,NY)	Graph	1	\$29,120.00	\$29,120.00	\$29,120.00	\$29,120.00
Totals	Graph	1	\$29,120.00	\$29,120.00	\$29,120.00	\$29,120.00

Employer Name/Worksite Address	Graph	Count	Mean Wage	Median Wage	Lowest Wage	Highest Wage
GREEN LION LLC, 1720 HIMROD ST #3L, RIDGEWOOD, NEW YORK, NY (https://www.google.com/maps/place/1720%20HIMROD%20ST%20#3L,%20RIDGEWOOD,NEW%20YORK,NY)	Graph	1	\$29,120.00	\$29,120.00	\$29,120.00	\$29,120.00
Totals	Graph	1	\$29,120.00	\$29,120.00	\$29,120.00	\$29,120.00

Latitude: 40.706122 Longitude: -74.011344						
Employer Name/Employer Address	Graph	Count	Mean Wage	Median Wage	Lowest Wage	Highest Wage
HANWECK ASSOCIATES, LLC, 30 BROAD STREET, NEW YORK, NY (https://www.google.com/maps/place/30%20BROAD%20STREET,NEW%20YORK,NY)	Graph	1	\$75,795.00	\$75,795.00	\$75,795.00	\$75,795.00
LEVI & KORSINSKY, LLP, 30 BROAD STREET, NEW YORK, NY (https://www.google.com/maps/place/30%20BROAD%20STREET,NEW%20YORK,NY)	Graph	1	\$81,931.20	\$81,931.20	\$81,931.20	\$81,931.20
Totals	Graph	2	\$78,863.10	\$75,795.00	\$75,795.00	\$81,931.20

Employer Name/Worksite Address	Graph	Count	Mean Wage	Median Wage	Lowest Wage	Highest Wage
HANWECK ASSOCIATES, LLC, 30 BROAD STREET, NEW YORK, NY (https://www.google.com/maps/place/30%20BROAD%20STREET,NEW%20YORK,NY)	Graph	7	\$100,699.74	\$85,000.00	\$72,010.00	\$218,462.00

Employer Name/Worksite Address	Graph	Count	Mean Wage	Median Wage	Lowest Wage	Highest Wage
Totals	Graph	7	\$100,699.74	\$85,000.00	\$72,010.00	\$218,462.00

Latitude: 40.706137 Longitude: -74.009189

Employer Name/Worksite Address	Graph	Count	Mean Wage	Median Wage	Lowest Wage	Highest Wage
SOLEIL CAPITALE CORPORATION, 55 WALL STREET, NEW YORK, NY (https://www.google.com/maps/place/55%20WALL%20STREET,NEW%20YORK,NY)	Graph	1	\$65,748.80	\$65,748.80	\$65,748.80	\$65,748.80
Totals	Graph	1	\$65,748.80	\$65,748.80	\$65,748.80	\$65,748.80

Employer Name/Worksite Address	Graph	Count	Mean Wage	Median Wage	Lowest Wage	Highest Wage
SOLEIL CAPITALE CORPORATION, 55 WALL STREET, NEW YORK, NY (https://www.google.com/maps/place/55%20WALL%20STREET,NEW%20YORK,NY)	Graph	1	\$65,748.80	\$65,748.80	\$65,748.80	\$65,748.80
Totals	Graph	1	\$65,748.80	\$65,748.80	\$65,748.80	\$65,748.80

Latitude: 40.70616 Longitude: -74.005881

Employer Name/Worksite Address	Graph	Count	Mean Wage	Median Wage	Lowest Wage	Highest Wage
ADS ALLIANCE DATA SYSTEMS, INC., 119 WATER STREET, 15TH FLOOR, NEW YORK, NY (https://www.google.com/maps/place/119%20WATER%20STREET,%2015TH%20FLOOR,NEW%20YORK,NY)	Graph	1	\$114,267.30	\$114,267.30	\$114,267.30	\$114,267.30
Totals	Graph	1	\$114,267.30	\$114,267.30	\$114,267.30	\$114,267.30

Latitude: 40.706187 Longitude: -74.012905

Employer Name/Worksite Address	Graph	Count	Mean Wage	Median Wage	Lowest Wage	Highest Wage
DESIGNED BY CARLOS, INC., 26 BROADWAY, SUITE 834, NEW YORK, NY (https://www.google.com/maps/place/26%20BROADWAY,%20SUITE%20834,NEW%20YORK,NY)	Graph	1	\$41,900.00	\$41,900.00	\$41,900.00	\$41,900.00
ECKERSLEY O'CALLAGHAN & PARTNERS LLC, 26 BROADWAY, NEW YORK, NY (https://www.google.com/maps/place/26%20BROADWAY,NEW%20YORK,NY)	Graph	1	\$80,000.00	\$80,000.00	\$80,000.00	\$80,000.00
GLADSTEIN KEANE & PARTNERS LLC, 26 BROADWAY, NEW YORK, NY (https://www.google.com/maps/place/26%20BROADWAY,NEW%20YORK,NY)	Graph	1	\$84,500.00	\$84,500.00	\$84,500.00	\$84,500.00
IDC GLOBAL INC., 26 BROADWAY, NEW YORK, NY (https://www.google.com/maps/place/26%20BROADWAY,NEW%20YORK,NY)	Graph	1	\$165,000.00	\$165,000.00	\$165,000.00	\$165,000.00
LEBEDIN KOFMAN, LLP, 26 BROADWAY, NEW YORK, NY (https://www.google.com/maps/place/26%20BROADWAY,NEW%20YORK,NY)	Graph	1	\$80,000.00	\$80,000.00	\$80,000.00	\$80,000.00
LOVE THE 88, LLC, 26 BROADWAY, NEW YORK, NY (https://www.google.com/maps/place/26%20BROADWAY,NEW%20YORK,NY)	Graph	1	\$70,000.00	\$70,000.00	\$70,000.00	\$70,000.00
LOVE THE 88, LLC., 26 BROADWAY, SUITE 1106, NEW YORK, NY (https://www.google.com/maps/place/26%20BROADWAY,%20SUITE%201106,NEW%20YORK,NY)	Graph	1	\$40,000.00	\$40,000.00	\$40,000.00	\$40,000.00
LUPKIN & ASSOCIATE PLLC, 26 BROADWAY, 19TH FLOOR, NEW YORK, NY (https://www.google.com/maps/place/26%20BROADWAY,%2019TH%20FLOOR,NEW%20YORK,NY)	Graph	1	\$105,000.00	\$105,000.00	\$105,000.00	\$105,000.00
MAGENCY DIGITAL US CORPORATION, 26TH BROADWAY, NEW YORK, NY (https://www.google.com/maps/place/26TH%20BROADWAY,NEW%20YORK,NY)	Graph	1	\$84,198.00	\$84,198.00	\$84,198.00	\$84,198.00
PETER BRAY & CO INC, 26 BROADWAY, NEW YORK, NY (https://www.google.com/maps/place/26%20BROADWAY,NEW%20YORK,NY)	Graph	1	\$150,000.00	\$150,000.00	\$150,000.00	\$150,000.00
POPUP IMMO INC., 26 BROADWAY, NEW YORK, NY (https://www.google.com/maps/place/26%20BROADWAY,NEW%20YORK,NY)	Graph	1	\$50,000.00	\$50,000.00	\$50,000.00	\$50,000.00
QUAKE INVESTMENT STRATEGIES LLC, 26 BROADWAY, NEW YORK, NY (https://www.google.com/maps/place/26%20BROADWAY,NEW%20YORK,NY)	Graph	1	\$95,160.00	\$95,160.00	\$95,160.00	\$95,160.00
RED ASSOCIATES U.S. INC., 26 BROADWAY, NEW YORK, NY (https://www.google.com/maps/place/26%20BROADWAY,NEW%20YORK,NY)	Graph	1	\$95,368.00	\$95,368.00	\$95,368.00	\$95,368.00

Employer Name/Employer Address	Graph	Count	Mean Wage	Median Wage	Lowest Wage	Highest Wage
SANG LUCCI TRADING, LLC., 26 BROADWAY SUITE 1108, NEW YORK, NY (https://www.google.com/maps/place/26%20BROADWAY%20SUITE%201108,NEW%20YORK,NY)	Graph	1	\$48,000.00	\$48,000.00	\$48,000.00	\$48,000.00
STANDARD ANALYTICS IO, INC., 26 BROADWAY, NEW YORK, NY (https://www.google.com/maps/place/26%20BROADWAY,NEW%20YORK,NY)	Graph	1	\$200,000.00	\$200,000.00	\$200,000.00	\$200,000.00
USTWO STUDIO INC., 26 BROADWAY, NEW YORK, NY (https://www.google.com/maps/place/26%20BROADWAY,NEW%20YORK,NY)	Graph	3	\$124,666.67	\$130,000.00	\$90,000.00	\$154,000.00
Totals	Graph	18	\$97,951.44	\$84,500.00	\$40,000.00	\$200,000.00

Employer Name/Worksite Address	Graph	Count	Mean Wage	Median Wage	Lowest Wage	Highest Wage
DESIGNED BY CARLOS, INC., 26 BROADWAY, SUITE 834, NEW YORK, NY (https://www.google.com/maps/place/26%20BROADWAY,%20SUITE%20834,NEW%20YORK,NY)	Graph	1	\$41,900.00	\$41,900.00	\$41,900.00	\$41,900.00
LOVE THE 88, LLC., 26 BROADWAY, SUITE 1106, NEW YORK, NY (https://www.google.com/maps/place/26%20BROADWAY,%20SUITE%201106,NEW%20YORK,NY)	Graph	1	\$40,000.00	\$40,000.00	\$40,000.00	\$40,000.00
LUPKIN & ASSOCIATE PLLC, 26 BROADWAY, 19TH FLOOR, NEW YORK, NY (https://www.google.com/maps/place/26%20BROADWAY,%2019TH%20FLOOR,NEW%20YORK,NY)	Graph	1	\$105,000.00	\$105,000.00	\$105,000.00	\$105,000.00
MAGENCY DIGITAL US CORPORATION, 26TH BROADWAY, NEW YORK, NY (https://www.google.com/maps/place/26TH%20BROADWAY,NEW%20YORK,NY)	Graph	1	\$84,198.00	\$84,198.00	\$84,198.00	\$84,198.00
AM ARCHITECTURAL METAL & GLASS, INC., 26 BROADWAY, SUITE 1306, NEW YORK, NY (https://www.google.com/maps/place/26%20BROADWAY,%20SUITE%201306,NEW%20YORK,NY)	Graph	2	\$43,711.83	\$39,957.00	\$39,957.00	\$47,466.66
QUAKE INVESTMENT STRATEGIES LLC, 26 BROADWAY, NEW YORK, NY (https://www.google.com/maps/place/26%20BROADWAY,NEW%20YORK,NY)	Graph	15	\$92,451.52	\$80,000.00	\$47,000.00	\$200,000.00
Totals	Graph	21	\$83,109.26	\$75,000.00	\$39,957.00	\$200,000.00

Latitude: 40.706193 Longitude: -73.649925

Employer Name/Worksite Address	Graph	Count	Mean Wage	Median Wage	Lowest Wage	Highest Wage
ACCENTURE LLP, 29 ARDEN BOULEVARD, WEST HEMPSTEAD, NY (https://www.google.com/maps/place/29%20ARDEN%20BOULEVARD,WEST%20HEMPSTEAD,NY)	Graph	1	\$79,500.00	\$79,500.00	\$79,500.00	\$79,500.00
Totals	Graph	1	\$79,500.00	\$79,500.00	\$79,500.00	\$79,500.00

Latitude: 40.706277 Longitude: -74.01283

Employer Name/Employer Address	Graph	Count	Mean Wage	Median Wage	Lowest Wage	Highest Wage
COLUMBIA TECHNOLOGY CORP, 32 BROADWAY, NEW YORK, NY (https://www.google.com/maps/place/32%20BROADWAY,NEW%20YORK,NY)	Graph	1	\$72,363.20	\$72,363.20	\$72,363.20	\$72,363.20
DREAM PERFORMING ARTS NEW YORK, INC., 32 BROADWAY, NEW YORK, NY (https://www.google.com/maps/place/32%20BROADWAY,NEW%20YORK,NY)	Graph	1	\$64,480.00	\$64,480.00	\$64,480.00	\$64,480.00
NEW YORK ALLIANCE AGAINST SEXUAL ASSAULT, 32 BROADWAY, NEW YORK, NY (https://www.google.com/maps/place/32%20BROADWAY,NEW%20YORK,NY)	Graph	1	\$67,000.00	\$67,000.00	\$67,000.00	\$67,000.00
NEW YORK CITY ALLIANCE AGAINST SEXUAL ASSAULT, 32 BROADWAY, NEW YORK, NY (https://www.google.com/maps/place/32%20BROADWAY,NEW%20YORK,NY)	Graph	1	\$42,500.00	\$42,500.00	\$42,500.00	\$42,500.00
UNEED SOLUTIONS INC, 32 BROADWAY, 4TH FLOOR, NEW YORK, NY (https://www.google.com/maps/place/32%20BROADWAY,%204TH%20FLOOR,NEW%20YORK,NY)	Graph	1	\$50,000.00	\$50,000.00	\$50,000.00	\$50,000.00
UNEED SOLUTIONS, INC., 32 BROADWAY, NEW YORK, NY (https://www.google.com/maps/place/32%20BROADWAY,NEW%20YORK,NY)	Graph	1	\$55,000.00	\$55,000.00	\$55,000.00	\$55,000.00
PREMIUM TECHNOLOGY, INC., 32 BROADWAY, SUITE 501, NEW YORK, NY (https://www.google.com/maps/place/32%20BROADWAY,%20SUITE%20501,NEW%20YORK,NY)	Graph	2	\$88,733.00	\$86,653.00	\$86,653.00	\$90,813.00
NEW YORK ASIAN WOMEN'S CENTER, INC., 32 BROADWAY, NEW YORK, NY (https://www.google.com/maps/place/32%20BROADWAY,NEW%20YORK,NY)	Graph	5	\$38,821.00	\$38,147.00	\$38,147.00	\$39,832.00
NEW YORK ASIAN WOMEN'S CENTER, 32 BROADWAY, NEW YORK, NY (https://www.google.com/maps/place/32%20BROADWAY,NEW%20YORK,NY)	Graph	6	\$41,829.83	\$39,832.00	\$38,000.00	\$55,000.00
Totals	Graph	19	\$51,257.54	\$40,000.00	\$38,000.00	\$90,813.00

Employer Name/Worksite Address	Graph	Count	Mean Wage	Median Wage	Lowest Wage	Highest Wage
UNEED SOLUTIONS INC, 32 BROADWAY, 4TH FLOOR, NEW YORK, NY (https://www.google.com/maps/place/32%20BROADWAY,%204TH%20FLOOR,NEW%20YORK,NY)	Graph	1	\$50,000.00	\$50,000.00	\$50,000.00	\$50,000.00
PREMIUM TECHNOLOGY, INC., 32 BROADWAY, SUITE 501, NEW YORK, NY (https://www.google.com/maps/place/32%20BROADWAY,%20SUITE%20501,NEW%20YORK,NY)	Graph	2	\$88,733.00	\$86,653.00	\$86,653.00	\$90,813.00
NEW YORK ALLIANCE AGAINST SEXUAL ASSAULT, 32 BROADWAY, NEW YORK, NY (https://www.google.com/maps/place/32%20BROADWAY,NEW%20YORK,NY)	Graph	7	\$56,977.60	\$55,000.00	\$42,500.00	\$72,363.20
Totals	Graph	10	\$62,630.92	\$55,000.00	\$42,500.00	\$90,813.00

Latitude: 40.706286 Longitude: -73.928217

Employer Name/Employer Address	Graph	Count	Mean Wage	Median Wage	Lowest Wage	Highest Wage
ALPHABET INC, 117 GRATTAN STREET SUITE 307, BROOKLYN, NY (https://www.google.com/maps/place/117%20GRATTAN%20STREET%20SUITE%20307,BROOKLYN,NY)	Graph	1	\$147,680.00	\$147,680.00	\$147,680.00	\$147,680.00
SERGIO MANNINO, LLC, 117 GRATTAN STREET, BROOKLYN, NY (https://www.google.com/maps/place/117%20GRATTAN%20STREET,BROOKLYN,NY)	Graph	2	\$66,445.60	\$57,096.00	\$57,096.00	\$75,795.20
Totals	Graph	3	\$93,523.73	\$75,795.20	\$57,096.00	\$147,680.00

Employer Name/Worksite Address	Graph	Count	Mean Wage	Median Wage	Lowest Wage	Highest Wage
ALPHABET INC, 117 GRATTAN STREET SUITE 307, BROOKLYN, NY (https://www.google.com/maps/place/117%20GRATTAN%20STREET%20SUITE%20307,BROOKLYN,NY)	Graph	1	\$147,680.00	\$147,680.00	\$147,680.00	\$147,680.00
SERGIO MANNINO, LLC, 117 GRATTAN STREET, BROOKLYN, NY (https://www.google.com/maps/place/117%20GRATTAN%20STREET,BROOKLYN,NY)	Graph	2	\$66,445.60	\$57,096.00	\$57,096.00	\$75,795.20
Totals	Graph	3	\$93,523.73	\$75,795.20	\$57,096.00	\$147,680.00

Latitude: 40.706299 Longitude: -74.008488

Employer Name/Worksite Address	Graph	Count	Mean Wage	Median Wage	Lowest Wage	Highest Wage
APTIVA CORP, 4C,14 WALL ST, NEWYORK, NY (https://www.google.com/maps/place/4C,14%20WALL%20ST,NEWYORK,NY)	Graph	1	\$71,000.00	\$71,000.00	\$71,000.00	\$71,000.00
WIPRO LIMITED, 60, WALL ST, NEW YORK, NY (https://www.google.com/maps/place/60,%20WALL%20ST,NEW%20YORK,NY)	Graph	1	\$84,864.00	\$84,864.00	\$84,864.00	\$84,864.00
WIPRO LIMITED, 60, WALL STREET, NEW YORK, NY (https://www.google.com/maps/place/60,%20WALL%20STREET,NEW%20YORK,NY)	Graph	1	\$71,781.00	\$71,781.00	\$71,781.00	\$71,781.00
Totals	Graph	3	\$75,881.67	\$71,781.00	\$71,000.00	\$84,864.00

Latitude: 40.706318 Longitude: -74.012968

Employer Name/Employer Address	Graph	Count	Mean Wage	Median Wage	Lowest Wage	Highest Wage
DAGHER ENGINEERING, PLLC, 29 BROADWAY, NEW YORK, NY (https://www.google.com/maps/place/29%20BROADWAY,NEW%20YORK,NY)	Graph	1	\$53,165.00	\$53,165.00	\$53,165.00	\$53,165.00
OZISIK PLLC, 29 BROADWAY, NEW YORK, NY (https://www.google.com/maps/place/29%20BROADWAY,NEW%20YORK,NY)	Graph	2	\$60,750.00	\$42,000.00	\$42,000.00	\$79,500.00
J L HEALTHCARE INC, 29 BROADWAY, NEW YORK, NY (https://www.google.com/maps/place/29%20BROADWAY,NEW%20YORK,NY)	Graph	3	\$58,000.00	\$52,000.00	\$52,000.00	\$70,000.00
Totals	Graph	6	\$58,110.83	\$52,000.00	\$42,000.00	\$79,500.00

Employer Name/Worksite Address	Graph	Count	Mean Wage	Median Wage	Lowest Wage	Highest Wage
EXPERIAN MARKETING SOLUTIONS, INC., 29 BROADWAY, NEW YORK, NY (https://www.google.com/maps/place/29%20BROADWAY,NEW%20YORK,NY)	Graph	11	\$92,634.45	\$77,000.00	\$42,000.00	\$275,000.00

Employer Name/Worksite Address	Graph	Count	Mean Wage	Median Wage	Lowest Wage	Highest Wage
Totals	Graph	11	\$92,634.45	\$77,000.00	\$42,000.00	\$275,000.00

Latitude: 40.706364 Longitude: -74.004411

Employer Name/Worksite Address	Graph	Count	Mean Wage	Median Wage	Lowest Wage	Highest Wage
VEJARS TECHNOLOGIES, INC, 199 WATER STREET, NEW YORK, NY (https://www.google.com/maps/place/199%20WATER%20STREET,NEW%20YORK,NY)	Graph	1	\$93,000.00	\$93,000.00	\$93,000.00	\$93,000.00
Totals	Graph	1	\$93,000.00	\$93,000.00	\$93,000.00	\$93,000.00

Latitude: 40.706369 Longitude: -74.011057

Employer Name/Employer Address	Graph	Count	Mean Wage	Median Wage	Lowest Wage	Highest Wage
SOHO DRAGON INC, 40 BROAD STREET 30TH FLOOR, NEW YORK, NY (https://www.google.com/maps/place/40%20BROAD%20STREET%2030TH%20FLOOR,NEW%20YORK,NY)	Graph	3	\$79,908.67	\$72,363.00	\$72,363.00	\$95,000.00
Totals	Graph	3	\$79,908.67	\$72,363.00	\$72,363.00	\$95,000.00

Employer Name/Worksite Address	Graph	Count	Mean Wage	Median Wage	Lowest Wage	Highest Wage
SOHO DRAGON INC, 40 BROAD STREET 30TH FLOOR, NEW YORK, NY (https://www.google.com/maps/place/40%20BROAD%20STREET%2030TH%20FLOOR,NEW%20YORK,NY)	Graph	3	\$79,908.67	\$72,363.00	\$72,363.00	\$95,000.00
Totals	Graph	3	\$79,908.67	\$72,363.00	\$72,363.00	\$95,000.00

Latitude: 40.706382 Longitude: -74.009368

Employer Name/Employer Address	Graph	Count	Mean Wage	Median Wage	Lowest Wage	Highest Wage
AVENICA, INC., 48 WALL STREET, NEW YORK, NY (https://www.google.com/maps/place/48%20WALL%20STREET,NEW%20YORK,NY)	Graph	1	\$58,053.00	\$58,053.00	\$58,053.00	\$58,053.00
HANOVER STREET CAPITAL, LLC, 48 WALL STREET, 14TH FLOOR, NEW YORK, NY (https://www.google.com/maps/place/48%20WALL%20STREET,%2014TH%20FLOOR,NEW%20YORK,NY)	Graph	1	\$200,000.00	\$200,000.00	\$200,000.00	\$200,000.00
HANOVER STREET CAPITAL, LLC, 48 WALL STREET, NEW YORK, NY (https://www.google.com/maps/place/48%20WALL%20STREET,NEW%20YORK,NY)	Graph	1	\$140,000.00	\$140,000.00	\$140,000.00	\$140,000.00
MOBIUS KNOWLEDGE SERVCIES INCORPORATED, 48 WALL STREET, NEW YORK, NY (https://www.google.com/maps/place/48%20WALL%20STREET,NEW%20YORK,NY)	Graph	1	\$65,000.00	\$65,000.00	\$65,000.00	\$65,000.00
SATORI CONSULTING, INC., 48 WALL STREET, NEW YORK, NY (https://www.google.com/maps/place/48%20WALL%20STREET,NEW%20YORK,NY)	Graph	1	\$68,500.00	\$68,500.00	\$68,500.00	\$68,500.00
CROWD COMPUTING SYSTEMS INC, 48 WALL STREET, NEW YORK, NY (https://www.google.com/maps/place/48%20WALL%20STREET,NEW%20YORK,NY)	Graph	2	\$153,500.00	\$152,000.00	\$152,000.00	\$155,000.00
CROWD COMPUTING SYSTEMS INC., 48 WALL ST, NEW YORK, NY (https://www.google.com/maps/place/48%20WALL%20ST,NEW%20YORK,NY)	Graph	2	\$100,000.00	\$100,000.00	\$100,000.00	\$100,000.00
SATORI CONSULTING, 48 WALL STREET, NEW YORK, NY (https://www.google.com/maps/place/48%20WALL%20STREET,NEW%20YORK,NY)	Graph	2	\$110,000.00	\$95,000.00	\$95,000.00	\$125,000.00
ADDISON DESIGN COMPANY, INC., 48 WALL STREET, 9TH FLOOR, NEW YORK, NY (https://www.google.com/maps/place/48%20WALL%20STREET,%209TH%20FLOOR,NEW%20YORK,NY)	Graph	3	\$86,666.67	\$90,000.00	\$65,000.00	\$105,000.00
MOBIUS KNOWLEDGE SERVICES INCORPORATED, 48 WALL STREET, NEW YORK, NY (https://www.google.com/maps/place/48%20WALL%20STREET,NEW%20YORK,NY)	Graph	3	\$67,433.67	\$65,000.00	\$65,000.00	\$72,301.00
NUCLEUS ERUDITION AND RESEARCH CORP., 48 WALL STREET, NEW YORK, NY (https://www.google.com/maps/place/48%20WALL%20STREET,NEW%20YORK,NY)	Graph	4	\$86,508.00	\$77,283.00	\$68,749.00	\$100,000.00
MEDINNOVA USA INC, 48 WALL ST, NEW YORK, NY (https://www.google.com/maps/place/48%20WALL%20ST,NEW%20YORK,NY)	Graph	8	\$64,480.00	\$64,480.00	\$64,480.00	\$64,480.00
Totals	Graph	29	\$89,059.52	\$68,749.00	\$58,053.00	\$200,000.00

Employer Name/Worksite Address	Graph	Count	Mean Wage	Median Wage	Lowest Wage	Highest Wage
CAPTEVO, INC, 48 WALL STREET, 5TH FLOOR, NEW YORK, NY (https://www.google.com/maps/place/48%20WALL%20STREET,%205TH%20FLOOR,NEW%20YORK,NY)	Graph	1	\$65,000.00	\$65,000.00	\$65,000.00	\$65,000.00
HANOVER STREET CAPITAL, LLC, 48 WALL STREET, 14TH FLOOR, NEW YORK, NY (https://www.google.com/maps/place/48%20WALL%20STREET,%2014TH%20FLOOR,NEW%20YORK,NY)	Graph	1	\$200,000.00	\$200,000.00	\$200,000.00	\$200,000.00
ADDISON DESIGN COMPANY, INC., 48 WALL STREET, 9TH FLOOR, NEW YORK, NY (https://www.google.com/maps/place/48%20WALL%20STREET,%209TH%20FLOOR,NEW%20YORK,NY)	Graph	3	\$86,666.67	\$90,000.00	\$65,000.00	\$105,000.00
CROWD COMPUTING SYSTEMS INC., 48 WALL ST, NEW YORK, NY (https://www.google.com/maps/place/48%20WALL%20ST,NEW%20YORK,NY)	Graph	10	\$71,584.00	\$64,480.00	\$64,480.00	\$100,000.00
SATORI CONSULTING, 48 WALL STREET, NEW YORK, NY (https://www.google.com/maps/place/48%20WALL%20STREET,NEW%20YORK,NY)	Graph	16	\$97,558.69	\$77,283.00	\$65,000.00	\$155,000.00
Totals	Graph	31	\$90,379.97	\$72,301.00	\$64,480.00	\$200,000.00

Latitude: 40.706426 Longitude: -74.012706

Employer Name/Employer Address	Graph	Count	Mean Wage	Median Wage	Lowest Wage	Highest Wage
ASIAN WOMEN IN BUSINESS, 42 BROADWAY, NEW YORK, NY (https://www.google.com/maps/place/42%20BROADWAY,NEW%20YORK,NY)	Graph	1	\$38,771.00	\$38,771.00	\$38,771.00	\$38,771.00
COMMUNITY RESEARCH EXCHANGE, 42 BROADWAY, 20TH FLOOR, NEW YORK, NY (https://www.google.com/maps/place/42%20BROADWAY,%2020TH%20FLOOR,NEW%20YORK,NY)	Graph	1	\$125,460.00	\$125,460.00	\$125,460.00	\$125,460.00
IMPECCABLE CONSULTING SOLUTIONS INC., 42 BROADWAY, NEW YORK, NY (https://www.google.com/maps/place/42%20BROADWAY,NEW%20YORK,NY)	Graph	1	\$75,000.00	\$75,000.00	\$75,000.00	\$75,000.00
PLEROMA MEDIA INC., 42 BROADWAY, NEW YORK, NY (https://www.google.com/maps/place/42%20BROADWAY,NEW%20YORK,NY)	Graph	1	\$110,718.00	\$110,718.00	\$110,718.00	\$110,718.00
SPARK NETWORK INC, 42 BROADWAY, NEW YORK, NY (https://www.google.com/maps/place/42%20BROADWAY,NEW%20YORK,NY)	Graph	1	\$38,771.20	\$38,771.20	\$38,771.20	\$38,771.20
Totals	Graph	5	\$77,744.04	\$75,000.00	\$38,771.00	\$125,460.00

Employer Name/Worksite Address	Graph	Count	Mean Wage	Median Wage	Lowest Wage	Highest Wage
COMMUNITY RESOURCE EXCHANGE, 42 BROADWAY, 20TH FLOOR, NEW YORK, NY (https://www.google.com/maps/place/42%20BROADWAY,%2020TH%20FLOOR,NEW%20YORK,NY)	Graph	2	\$125,460.00	\$125,460.00	\$125,460.00	\$125,460.00
SPARK NETWORK INC, 42 BROADWAY, NEW YORK, NY (https://www.google.com/maps/place/42%20BROADWAY,NEW%20YORK,NY)	Graph	6	\$64,949.70	\$68,556.00	\$38,771.00	\$88,000.00
Totals	Graph	8	\$80,077.27	\$75,000.00	\$38,771.00	\$125,460.00

Latitude: 40.706428 Longitude: -73.938018

Employer Name/Employer Address	Graph	Count	Mean Wage	Median Wage	Lowest Wage	Highest Wage
MADWELL, LLC, 243 BOERUM STREET, BROOKLYN, NY (https://www.google.com/maps/place/243%20BOERUM%20STREET,BROOKLYN,NY)	Graph	1	\$66,000.00	\$66,000.00	\$66,000.00	\$66,000.00
Totals	Graph	1	\$66,000.00	\$66,000.00	\$66,000.00	\$66,000.00

Employer Name/Worksite Address	Graph	Count	Mean Wage	Median Wage	Lowest Wage	Highest Wage
MADWELL, LLC, 243 BOERUM STREET, BROOKLYN, NY (https://www.google.com/maps/place/243%20BOERUM%20STREET,BROOKLYN,NY)	Graph	1	\$66,000.00	\$66,000.00	\$66,000.00	\$66,000.00
Totals	Graph	1	\$66,000.00	\$66,000.00	\$66,000.00	\$66,000.00

Latitude: 40.70644 Longitude: -74.015173

Employer Name/Employer Address	Graph	Count	Mean Wage	Median Wage	Lowest Wage	Highest Wage

Employer Name/Employer Address	Graph	Count	Mean Wage	Median Wage	Lowest Wage	Highest Wage
COMMUNITY ACCESS, INC., 2 WASHINGTON STREET, NEW YORK, NY (https://www.google.com/maps/place/2%20WASHINGTON%20STREET,NEW%20YORK,NY)	Graph	1	\$40,000.00	\$40,000.00	\$40,000.00	\$40,000.00
Totals	Graph	1	\$40,000.00	\$40,000.00	\$40,000.00	\$40,000.00

Employer Name/Worksite Address	Graph	Count	Mean Wage	Median Wage	Lowest Wage	Highest Wage
COMMUNITY ACCESS, INC., 2 WASHINGTON STREET, NEW YORK, NY (https://www.google.com/maps/place/2%20WASHINGTON%20STREET,NEW%20YORK,NY)	Graph	1	\$40,000.00	\$40,000.00	\$40,000.00	\$40,000.00
Totals	Graph	1	\$40,000.00	\$40,000.00	\$40,000.00	\$40,000.00

Latitude: 40.706462 Longitude: -74.012847

Employer Name/Employer Address	Graph	Count	Mean Wage	Median Wage	Lowest Wage	Highest Wage
MIDAMERICA PRODUCTIONS, INC, 39 BROADWAY, NEW YORK, NY (https://www.google.com/maps/place/39%20BROADWAY,NEW%20YORK,NY)	Graph	1	\$43,576.00	\$43,576.00	\$43,576.00	\$43,576.00
THE KLEIN LAW GROUP, P.C., 39 BROADWAY, SUITE 1530, NEW YORK, NY (https://www.google.com/maps/place/39%20BROADWAY,%20SUITE%201530,NEW%20YORK,NY)	Graph	1	\$79,123.00	\$79,123.00	\$79,123.00	\$79,123.00
SI ENGINEERING, P.C., 39 BROADWAY, NEW YORK, NY (https://www.google.com/maps/place/39%20BROADWAY,NEW%20YORK,NY)	Graph	3	\$68,666.67	\$70,800.00	\$62,400.00	\$72,800.00
Totals	Graph	5	\$65,739.80	\$70,800.00	\$43,576.00	\$79,123.00

Employer Name/Worksite Address	Graph	Count	Mean Wage	Median Wage	Lowest Wage	Highest Wage
THE KLEIN LAW GROUP, P.C., 39 BROADWAY, SUITE 1530, NEW YORK, NY (https://www.google.com/maps/place/39%20BROADWAY,%20SUITE%201530,NEW%20YORK,NY)	Graph	1	\$79,123.00	\$79,123.00	\$79,123.00	\$79,123.00
MIDAMERICA PRODUCTIONS, INC, 39 BROADWAY, NEW YORK, NY (https://www.google.com/maps/place/39%20BROADWAY,NEW%20YORK,NY)	Graph	4	\$62,394.00	\$62,400.00	\$43,576.00	\$72,800.00
Totals	Graph	5	\$65,739.80	\$70,800.00	\$43,576.00	\$79,123.00

Latitude: 40.706471 Longitude: -73.792385

Employer Name/Worksite Address	Graph	Count	Mean Wage	Median Wage	Lowest Wage	Highest Wage
164-17 JAMAICA BEAUTY CORP, 168-15 JAMAICA AVE., JAMAICA, NY (https://www.google.com/maps/place/168-15%20JAMAICA%20AVE.,JAMAICA,NY)	Graph	4	\$38,916.80	\$38,916.80	\$38,916.80	\$38,916.80
Totals	Graph	4	\$38,916.80	\$38,916.80	\$38,916.80	\$38,916.80

Latitude: 40.706501 Longitude: -74.005625

Employer Name/Worksite Address	Graph	Count	Mean Wage	Median Wage	Lowest Wage	Highest Wage
JD INFOLABS LLC, 55 WATER STREET, NEW YORK, NY (https://www.google.com/maps/place/55%20WATER%20STREET,NEW%20YORK,NY)	Graph	1	\$72,000.00	\$72,000.00	\$72,000.00	\$72,000.00
Totals	Graph	1	\$72,000.00	\$72,000.00	\$72,000.00	\$72,000.00

Latitude: 40.706508 Longitude: -73.943337

Employer Name/Worksite Address	Graph	Count	Mean Wage	Median Wage	Lowest Wage	Highest Wage
LEVEL LABS, L.P., 158 JOHNSON AVENUE, BROOKLYN, NY (https://www.google.com/maps/place/158%20JOHNSON%20AVENUE,BROOKLYN,NY)	Graph	1	\$68,000.00	\$68,000.00	\$68,000.00	\$68,000.00
Totals	Graph	1	\$68,000.00	\$68,000.00	\$68,000.00	\$68,000.00

Latitude: 40.706514 Longitude: -74.009592

Employer Name/Employer Address	Graph	Count	Mean Wage	Median Wage	Lowest Wage	Highest Wage
ENABLEIT, LLC, 44 WALL STREET, NEW YORK, NY (https://www.google.com/maps/place/44%20WALL%20STREET,NEW%20YORK,NY)	Graph	1	\$100,000.00	\$100,000.00	\$100,000.00	\$100,000.00
GLOBAL EMERGING CAPITAL GROUP, 44 WALL STREET, NEW YORK, NY (https://www.google.com/maps/place/44%20WALL%20STREET,NEW%20YORK,NY)	Graph	1	\$69,388.80	\$69,388.80	\$69,388.80	\$69,388.80
GRUZEN-SAMTON-IBI GROUP, 44 WALL STREET, NEW YORK, NY (https://www.google.com/maps/place/44%20WALL%20STREET,NEW%20YORK,NY)	Graph	1	\$51,450.00	\$51,450.00	\$51,450.00	\$51,450.00
OCROLUS, 44 WALL STREET, NEW YORK, NY (https://www.google.com/maps/place/44%20WALL%20STREET,NEW%20YORK,NY)	Graph	2	\$77,500.00	\$75,000.00	\$75,000.00	\$80,000.00
TRANS-FAST REMITTANCE LLC, 44 WALL STREET, NEW YORK, NY (https://www.google.com/maps/place/44%20WALL%20STREET,NEW%20YORK,NY)	Graph	2	\$122,500.00	\$75,000.00	\$75,000.00	\$170,000.00
AXELON SERVICES CORP., 44 WALL ST., 18TH FLOOR, NEW YORK, NY (https://www.google.com/maps/place/44%20WALL%20ST.,%2018TH%20FLOOR,NEW%20YORK,NY)	Graph	3	\$95,946.67	\$75,000.00	\$61,000.00	\$151,840.00
AXELON SERVICES CORPORATION, 44 WALL STREET, 18TH FLOOR, NEW YORK, NY (https://www.google.com/maps/place/44%20WALL%20STREET,%2018TH%20FLOOR,NEW%20YORK,NY)	Graph	3	\$122,166.67	\$140,000.00	\$46,500.00	\$180,000.00
ENABLEIT LLC, 44 WALL STREET, SUITE 902, NEW YORK, NY (https://www.google.com/maps/place/44%20WALL%20STREET,%20SUITE%20902,NEW%20YORK,NY)	Graph	6	\$73,666.67	\$60,000.00	\$56,000.00	\$110,000.00
Totals	Graph	19	\$90,377.83	\$75,000.00	\$46,500.00	\$180,000.00

Employer Name/Worksite Address	Graph	Count	Mean Wage	Median Wage	Lowest Wage	Highest Wage
AXELON SERVICES CORP., 44 WALL ST., 18TH FLOOR, NEW YORK, NY (https://www.google.com/maps/place/44%20WALL%20ST.,%2018TH%20FLOOR,NEW%20YORK,NY)	Graph	1	\$61,000.00	\$61,000.00	\$61,000.00	\$61,000.00
AXELON SERVICES CORPORATION, 44 WALL STREET, 18TH FLOOR, NEW YORK, NY (https://www.google.com/maps/place/44%20WALL%20STREET,%2018TH%20FLOOR,NEW%20YORK,NY)	Graph	1	\$46,500.00	\$46,500.00	\$46,500.00	\$46,500.00
ENABLEIT LLC, 44 WALL STREET, SUITE 902, NEW YORK, NY (https://www.google.com/maps/place/44%20WALL%20STREET,%20SUITE%20902,NEW%20YORK,NY)	Graph	6	\$73,666.67	\$60,000.00	\$56,000.00	\$110,000.00
LEO J. SHAPIRO & ASSOCIATES, LLC, 44 WALL STREET, NEW YORK, NY (https://www.google.com/maps/place/44%20WALL%20STREET,NEW%20YORK,NY)	Graph	11	\$75,350.58	\$69,388.80	\$44,428.80	\$170,000.00
Totals	Graph	19	\$72,545.07	\$65,000.00	\$44,428.80	\$170,000.00

Latitude: 40.706522 Longitude: -74.011118

Employer Name/Employer Address	Graph	Count	Mean Wage	Median Wage	Lowest Wage	Highest Wage
ROSENBLATT SECURITIES, INC., 20 BROAD STREET, NEW YORK, NY (https://www.google.com/maps/place/20%20BROAD%20STREET,NEW%20YORK,NY)	Graph	1	\$73,268.00	\$73,268.00	\$73,268.00	\$73,268.00
Totals	Graph	1	\$73,268.00	\$73,268.00	\$73,268.00	\$73,268.00

Employer Name/Worksite Address	Graph	Count	Mean Wage	Median Wage	Lowest Wage	Highest Wage
ROSENBLATT SECURITIES, INC., 20 BROAD STREET, NEW YORK, NY (https://www.google.com/maps/place/20%20BROAD%20STREET,NEW%20YORK,NY)	Graph	1	\$73,268.00	\$73,268.00	\$73,268.00	\$73,268.00
Totals	Graph	1	\$73,268.00	\$73,268.00	\$73,268.00	\$73,268.00

Latitude: 40.706546 Longitude: -74.012606

Employer Name/Employer Address	Graph	Count	Mean Wage	Median Wage	Lowest Wage	Highest Wage
AMERICAN AUSTRALIAN ASSOCIATION INC., 50 BROADWAY, NEW YORK, NY (https://www.google.com/maps/place/50%20BROADWAY,NEW%20YORK,NY)	Graph	1	\$120,000.00	\$120,000.00	\$120,000.00	\$120,000.00
LI SALTZMAN ARCHITECTS, 50 BROADWAY 33RD FLR, NEW YORK, NY (https://www.google.com/maps/place/50%20BROADWAY%20%20%2033RD%20FLR,NEW%20YORK,NY)	Graph	1	\$83,400.00	\$83,400.00	\$83,400.00	\$83,400.00

Employer Name/Employer Address	Graph	Count	Mean Wage	Median Wage	Lowest Wage	Highest Wage
AMERICAN AUSTRALIAN ASSOCIATION, 50 BROADWAY, NEW YORK, NY (https://www.google.com/maps/place/50%20BROADWAY,NEW%20YORK,NY)	Graph	2	\$56,250.00	\$37,500.00	\$37,500.00	\$75,000.00
Totals	Graph	4	\$78,975.00	\$75,000.00	\$37,500.00	\$120,000.00

Employer Name/Worksite Address	Graph	Count	Mean Wage	Median Wage	Lowest Wage	Highest Wage
LI SALTZMAN ARCHITECTS, 50 BROADWAY 33RD FLR, NEW YORK, NY (https://www.google.com/maps/place/50%20BROADWAY%20%20%2033RD%20FLR,NEW%20YORK,NY)	Graph	1	\$83,400.00	\$83,400.00	\$83,400.00	\$83,400.00
AMERICAN AUSTRALIAN ASSOCIATION, 50 BROADWAY, NEW YORK, NY (https://www.google.com/maps/place/50%20BROADWAY,NEW%20YORK,NY)	Graph	2	\$78,750.00	\$37,500.00	\$37,500.00	\$120,000.00
Totals	Graph	3	\$80,300.00	\$83,400.00	\$37,500.00	\$120,000.00

Latitude: 40.706549 Longitude: -74.012775

Employer Name/Employer Address	Graph	Count	Mean Wage	Median Wage	Lowest Wage	Highest Wage
FIRST DERIVATIVES US INC, 45 BROADWAY, NEW YORK, NY (https://www.google.com/maps/place/45%20BROADWAY,NEW%20YORK,NY)	Graph	1	\$127,500.00	\$127,500.00	\$127,500.00	\$127,500.00
INTERRELATE GROUP LLC, 45 BROADWAY, NEW YORK, NY (https://www.google.com/maps/place/45%20BROADWAY,NEW%20YORK,NY)	Graph	1	\$75,000.00	\$75,000.00	\$75,000.00	\$75,000.00
WEALTH MANAGEMENT ASSOCIATES LLC, 45 BROADWAY STE 2230, NEW YORK, NY (https://www.google.com/maps/place/45%20BROADWAY%20STE%202230,NEW%20YORK,NY)	Graph	1	\$57,137.60	\$57,137.60	\$57,137.60	\$57,137.60
WINDSOR STREET CAPITAL, L.P., 45 BROADWAY, NEW YORK, NY (https://www.google.com/maps/place/45%20BROADWAY,NEW%20YORK,NY)	Graph	1	\$56,160.00	\$56,160.00	\$56,160.00	\$56,160.00
ADS ENGINEERS, 45 BROADWAY SUITE 1220, NEW YORK, NY (https://www.google.com/maps/place/45%20BROADWAY%20SUITE%201220,NEW%20YORK,NY)	Graph	2	\$61,069.00	\$61,069.00	\$61,069.00	\$61,069.00
AMBROSINO, DEPINTO & SCHMIEDER, CONSULTING ENGINEERS, PC, 45 BROADWAY SUITE 1220, NEW YORK, NY (https://www.google.com/maps/place/45%20BROADWAY%20SUITE%201220,NEW%20YORK,NY)	Graph	2	\$63,346.50	\$61,069.00	\$61,069.00	\$65,624.00
MIDASOFT, INC, 45 BROADWAY, SUITE 1130, NEW YORK, NY (https://www.google.com/maps/place/45%20BROADWAY,%20SUITE%201130,NEW%20YORK,NY)	Graph	2	\$56,700.00	\$56,700.00	\$56,700.00	\$56,700.00
FIRST DERIVATIVES US INC., 45 BROADWAY, NEW YORK, NY (https://www.google.com/maps/place/45%20BROADWAY,NEW%20YORK,NY)	Graph	3	\$94,388.33	\$70,000.00	\$53,165.00	\$160,000.00
AXIOM SOFTWARE LABORATORIES INC, 45 BROADWAY 27TH FLOOR, NEW YORK, NY (https://www.google.com/maps/place/45%20BROADWAY%2027TH%20FLOOR,NEW%20YORK,NY)	Graph	20	\$100,610.32	\$75,000.00	\$55,000.00	\$200,000.00
Totals	Graph	33	\$90,103.03	\$71,500.00	\$53,165.00	\$200,000.00

Employer Name/Worksite Address	Graph	Count	Mean Wage	Median Wage	Lowest Wage	Highest Wage
WEALTH MANAGEMENT ASSOCIATES LLC, 45 BROADWAY STE 2230, NEW YORK, NY (https://www.google.com/maps/place/45%20BROADWAY%20STE%202230,NEW%20YORK,NY)	Graph	1	\$57,137.60	\$57,137.60	\$57,137.60	\$57,137.60
MIDASOFT, INC, 45 BROADWAY, SUITE 1130, NEW YORK, NY (https://www.google.com/maps/place/45%20BROADWAY,%20SUITE%201130,NEW%20YORK,NY)	Graph	2	\$56,700.00	\$56,700.00	\$56,700.00	\$56,700.00
ADS ENGINEERS, 45 BROADWAY SUITE 1220, NEW YORK, NY (https://www.google.com/maps/place/45%20BROADWAY%20SUITE%201220,NEW%20YORK,NY)	Graph	3	\$62,587.33	\$61,069.00	\$61,069.00	\$65,624.00
SYNTEL CONSULTING INC., 45 BROADWAY, NEW YORK, NY (https://www.google.com/maps/place/45%20BROADWAY,NEW%20YORK,NY)	Graph	18	\$87,243.79	\$70,000.00	\$53,165.00	\$160,000.00
AXIOM SOFTWARE LABORATORIES INC, 45 BROADWAY 27TH FLOOR, NEW YORK, NY (https://www.google.com/maps/place/45%20BROADWAY%2027TH%20FLOOR,NEW%20YORK,NY)	Graph	20	\$100,610.32	\$75,000.00	\$55,000.00	\$200,000.00
Totals	Graph	44	\$89,565.78	\$71,500.00	\$53,165.00	\$200,000.00

Latitude: 40.706571 Longitude: -74.005525

Employer Name/Worksite Address	Graph	Count	Mean Wage	Median Wage	Lowest Wage	Highest Wage
--------------------------------	-------	-------	-----------	-------------	-------------	--------------

Employer Name/Worksite Address	Graph	Count	Mean Wage	Median Wage	Lowest Wage	Highest Wage
BUSINESS INTELLIGENCE SYSTEMS, INC., 160 WATER ST, NEW YORK, NY (https://www.google.com/maps/place/160%20WATER%20ST,NEW%20YORK,NY)	Graph	1	\$95,680.00	\$95,680.00	\$95,680.00	\$95,680.00
GLOBALTEK SYSTEMS LLC, 160 WATER ST #3, NEW YORK, NY (https://www.google.com/maps/place/160%20WATER%20ST%20#3,NEW%20YORK,NY)	Graph	1	\$54,000.00	\$54,000.00	\$54,000.00	\$54,000.00
ALLTECH CONSULTING SERVICES INC., 160 WATER STREET, NEW YORK, NY (https://www.google.com/maps/place/160%20WATER%20STREET,NEW%20YORK,NY)	Graph	16	\$72,587.80	\$70,000.00	\$70,000.00	\$111,404.80
Totals	Graph	18	\$72,838.04	\$70,000.00	\$54,000.00	\$111,404.80

Latitude: 40.70659 Longitude: -74.012569

Employer Name/Employer Address	Graph	Count	Mean Wage	Median Wage	Lowest Wage	Highest Wage
THE KING'S COLLEGE, 56 BROADWAY, NEW YORK, NY (https://www.google.com/maps/place/56%20BROADWAY,NEW%20YORK,NY)	Graph	3	\$49,017.33	\$47,476.00	\$47,476.00	\$52,100.00
Totals	Graph	3	\$49,017.33	\$47,476.00	\$47,476.00	\$52,100.00

Employer Name/Worksite Address	Graph	Count	Mean Wage	Median Wage	Lowest Wage	Highest Wage
THE KING'S COLLEGE, 56 BROADWAY, NEW YORK, NY (https://www.google.com/maps/place/56%20BROADWAY,NEW%20YORK,NY)	Graph	2	\$49,788.00	\$47,476.00	\$47,476.00	\$52,100.00
Totals	Graph	2	\$49,788.00	\$47,476.00	\$47,476.00	\$52,100.00

Latitude: 40.706631 Longitude: -74.00978

Employer Name/Employer Address	Graph	Count	Mean Wage	Median Wage	Lowest Wage	Highest Wage
DALBIR SINGH & ASSOCIATES, PC, 40 WALL STREET, NEW YORK, NY (https://www.google.com/maps/place/40%20WALL%20STREET,NEW%20YORK,NY)	Graph	1	\$70,500.00	\$70,500.00	\$70,500.00	\$70,500.00
DOENLIGHT LLC, 40 WALL STREET, NEW YORK, NY (https://www.google.com/maps/place/40%20WALL%20STREET,NEW%20YORK,NY)	Graph	1	\$56,160.00	\$56,160.00	\$56,160.00	\$56,160.00
DRUGS FOR NEGLECTED DISEASES INITIATIVES - NORTH AMERICA, 40 WALL STREET, 24TH FLOOR, NEW YORK, NY (https://www.google.com/maps/place/40%20WALL%20STREET,%2024TH%20FLOOR,NEW%20YORK,NY)	Graph	1	\$46,675.00	\$46,675.00	\$46,675.00	\$46,675.00
E TAILERS ISS INC, 40 WALL STREET, NEW YORK, NY (https://www.google.com/maps/place/40%20WALL%20STREET,NEW%20YORK,NY)	Graph	1	\$70,720.00	\$70,720.00	\$70,720.00	\$70,720.00
EASTMORE MANAGEMENT, LLC, 40 WALL STREET SUITE 1700, NEW YORK, NY (https://www.google.com/maps/place/40%20WALL%20STREET%20SUITE%201700,NEW%20YORK,NY)	Graph	1	\$90,000.00	\$90,000.00	\$90,000.00	\$90,000.00
FRONTONU CAPITAL INC, 40 WALL STREET, NEW YORK, NY (https://www.google.com/maps/place/40%20WALL%20STREET,NEW%20YORK,NY)	Graph	1	\$150,000.00	\$150,000.00	\$150,000.00	\$150,000.00
HAKS ENGINEERS ARCHITECTS & LAND SURVEYORS PC, 40 WALL STREET, NEW YORK, NY (https://www.google.com/maps/place/40%20WALL%20STREET,NEW%20YORK,NY)	Graph	1	\$52,000.00	\$52,000.00	\$52,000.00	\$52,000.00
HAKS ENGINEERS, ARCHITECTS & LAND SURVEYORS PC, 40 WALL STREET, NEW YORK, NY (https://www.google.com/maps/place/40%20WALL%20STREET,NEW%20YORK,NY)	Graph	1	\$110,240.00	\$110,240.00	\$110,240.00	\$110,240.00
IBISWORLD INC, 40 WALL STREET, NEW YORK, NY (https://www.google.com/maps/place/40%20WALL%20STREET,NEW%20YORK,NY)	Graph	1	\$300,000.00	\$300,000.00	\$300,000.00	\$300,000.00
IBISWORLD INC., 40 WALL ST., NEW YORK, NY (https://www.google.com/maps/place/40%20WALL%20ST.,NEW%20YORK,NY)	Graph	1	\$150,000.00	\$150,000.00	\$150,000.00	\$150,000.00
LESLIE E. ROBERTSON ASSOCIATES, R.L.L.P., 40 WALL STREET, 23RD FLOOR, NEW YORK, NY (https://www.google.com/maps/place/40%20WALL%20STREET,%2023RD%20FLOOR,NEW%20YORK,NY)	Graph	1	\$90,000.00	\$90,000.00	\$90,000.00	\$90,000.00
MUHAO USA INC., 40 WALL STREET, FLOOR 28, NEW YORK, NY (https://www.google.com/maps/place/40%20WALL%20STREET,%20FLOOR%2028,NEW%20YORK,NY)	Graph	1	\$56,160.00	\$56,160.00	\$56,160.00	\$56,160.00
NINEPOINT CAPITAL LLC, 40 WALL ST, NEW YORK, NY (https://www.google.com/maps/place/40%20WALL%20ST,NEW%20YORK,NY)	Graph	1	\$124,800.00	\$124,800.00	\$124,800.00	\$124,800.00
READY ANALYTICS, INC., 40 WALL STREET, NEW YORK, NY (https://www.google.com/maps/place/40%20WALL%20STREET,NEW%20YORK,NY)	Graph	1	\$82,000.00	\$82,000.00	\$82,000.00	\$82,000.00

Employer Name/Employer Address	Graph	Count	Mean Wage	Median Wage	Lowest Wage	Highest Wage
STADIUMRED LIFE LLC, 40 WALL STREET, NEW YORK, NY (https://www.google.com/maps/place/40%20WALL%20STREET,NEW%20YORK,NY)	Graph	1	\$40,000.00	\$40,000.00	\$40,000.00	\$40,000.00
TELSTRA INCORPORATED, 40 WALL ST, NEW YORK, NY (https://www.google.com/maps/place/40%20WALL%20ST,NEW%20YORK,NY)	Graph	1	\$85,000.00	\$85,000.00	\$85,000.00	\$85,000.00
TELSTRA INCORPORATED, 40 WALL STREET, NEW YORK, NY (https://www.google.com/maps/place/40%20WALL%20STREET,NEW%20YORK,NY)	Graph	1	\$175,000.00	\$175,000.00	\$175,000.00	\$175,000.00
THE GLOBAL ALLIANCE FOR TB DRUG DEVELOPMENT INC., 40 WALL STREET, NEW YORK, NY (https://www.google.com/maps/place/40%20WALL%20STREET,NEW%20YORK,NY)	Graph	1	\$238,702.50	\$238,702.50	\$238,702.50	\$238,702.50
WAVE SYNC CORP., 40 WALL STREET, NEW YORK, NY (https://www.google.com/maps/place/40%20WALL%20STREET,NEW%20YORK,NY)	Graph	1	\$65,748.80	\$65,748.80	\$65,748.80	\$65,748.80
WAVE SYNC CORPORATION, 40 WALL STREET, NEW YORK, NY (https://www.google.com/maps/place/40%20WALL%20STREET,NEW%20YORK,NY)	Graph	1	\$56,000.00	\$56,000.00	\$56,000.00	\$56,000.00
CHLYS CAPITAL, LLC., 40 WALL STREET, NEW YORK, NY (https://www.google.com/maps/place/40%20WALL%20STREET,NEW%20YORK,NY)	Graph	2	\$46,675.10	\$46,675.00	\$46,675.00	\$46,675.20
EASTMORE MANAGEMENT, LLC, 40 WALL STREET, SUITE 1700, NEW YORK, NY (https://www.google.com/maps/place/40%20WALL%20STREET,%20SUITE%201700,NEW%20YORK,NY)	Graph	2	\$127,500.00	\$105,000.00	\$105,000.00	\$150,000.00
IBISWORLD, 40 WALL STREET, NEW YORK, NY (https://www.google.com/maps/place/40%20WALL%20STREET,NEW%20YORK,NY)	Graph	2	\$73,500.00	\$37,000.00	\$37,000.00	\$110,000.00
LAW OFFICE OF FRANK XU, PLLC, 40 WALL STREET, NEW YORK, NY (https://www.google.com/maps/place/40%20WALL%20STREET,NEW%20YORK,NY)	Graph	2	\$81,931.20	\$81,931.20	\$81,931.20	\$81,931.20
PREMIUM MERCHANT FUNDING ONE, LLC, 40 WALL ST. SUITE 501, NEW YORK, NY (https://www.google.com/maps/place/40%20WALL%20ST.%20SUITE%20501,NEW%20YORK,NY)	Graph	2	\$31,200.00	\$31,200.00	\$31,200.00	\$31,200.00
ROSENBLATT SECURITIES, INC., 40 WALL STREET, NEW YORK, NY (https://www.google.com/maps/place/40%20WALL%20STREET,NEW%20YORK,NY)	Graph	2	\$60,429.00	\$47,590.00	\$47,590.00	\$73,268.00
E TAILERS ISS INC, 40 WALL STREET, 28TH FLOOR, NEW YORK, NY (https://www.google.com/maps/place/40%20WALL%20STREET,%2028TH%20FLOOR,NEW%20YORK,NY)	Graph	3	\$54,773.33	\$54,080.00	\$54,080.00	\$56,160.00
NYFG ENTERTAINMENT INC, 40 WALL STREET, 28TH FLOOR, NEW YORK, NY (https://www.google.com/maps/place/40%20WALL%20STREET,%2028TH%20FLOOR,NEW%20YORK,NY)	Graph	3	\$53,386.67	\$56,160.00	\$47,840.00	\$56,160.00
GREAT FAME MANAGEMENT USA INC, 40 WALL STREET, 28TH FLOOR, NEW YORK, NY (https://www.google.com/maps/place/40%20WALL%20STREET,%2028TH%20FLOOR,NEW%20YORK,NY)	Graph	4	\$52,000.00	\$47,840.00	\$47,840.00	\$56,160.00
HAKS ENGINEERS, ARCHITECTS AND LAND SURVEYORS, P.C., 40 WALL STREET, NEW YORK, NY (https://www.google.com/maps/place/40%20WALL%20STREET,NEW%20YORK,NY)	Graph	6	\$71,846.63	\$72,467.00	\$62,171.20	\$83,200.00
LESLIE E. ROBERTSON ASSOCIATES, RLLP, 40 WALL ST., 23RD FLOOR, NEW YORK, NY (https://www.google.com/maps/place/40%20WALL%20ST.%2023RD%20FLOOR,NEW%20YORK,NY)	Graph	6	\$75,093.67	\$72,021.00	\$72,000.00	\$84,000.00
ACLOR INC, 40 WALL ST, NEW YORK, NY (https://www.google.com/maps/place/40%20WALL%20ST,NEW%20YORK,NY)	Graph	10	\$62,608.00	\$58,240.00	\$58,240.00	\$72,800.00
TIGRESS FINANCIAL PARTNERS LLC, 40 WALL STREET, NEW YORK, NY (https://www.google.com/maps/place/40%20WALL%20STREET,NEW%20YORK,NY)	Graph	11	\$54,626.47	\$46,675.20	\$38,771.20	\$65,748.80
Totals	Graph	75	\$74,576.93	\$65,748.80	\$31,200.00	\$300,000.00

Employer Name/Worksite Address	Graph	Count	Mean Wage	Median Wage	Low Wage
DRUGS FOR NEGLECTED DISEASES INITIATIVES - NORTH AMERICA, 40 WALL STREET, 24TH FLOOR, NEW YORK, NY (https://www.google.com/maps/place/40%20WALL%20STREET,%2024TH%20FLOOR,NEW%20YORK,NY)	Graph	1	\$46,675.00	\$46,675.00	\$46,675.00
EASTMORE MANAGEMENT, LLC, 40 WALL STREET SUITE 1700, NEW YORK, NY (https://www.google.com/maps/place/40%20WALL%20STREET,%20SUITE%201700,NEW%20YORK,NY)	Graph	1	\$90,000.00	\$90,000.00	\$90,000.00
LAW OFFICE OF FRANK XU, PLLC, 40 WALL STREET, SUITE 3301, NEW YORK, NY (https://www.google.com/maps/place/40%20WALL%20STREET,%20SUITE%203301,NEW%20YORK,NY)	Graph	1	\$81,931.20	\$81,931.20	\$81,931.20
NCHENG LLP CERTIFIED PUBLIC ACCOUNTANTS, 40 WALL STREET, 32ND FLOOR, STE. 3222, NEW YORK, NY (https://www.google.com/maps/place/40%20WALL%20STREET,%2032ND%20FLOOR,%20STE.%203222,NEW%20YORK,NY)	Graph	1	\$55,765.00	\$55,765.00	\$55,765.00
EASTMORE MANAGEMENT, LLC, 40 WALL STREET, SUITE 1700, NEW YORK, NY (https://www.google.com/maps/place/40%20WALL%20STREET,%20SUITE%201700,NEW%20YORK,NY)	Graph	2	\$127,500.00	\$105,000.00	\$105,000.00
PREMIUM MERCHANT FUNDING ONE, LLC, 40 WALL ST. SUITE 501, NEW YORK, NY (https://www.google.com/maps/place/40%20WALL%20ST.%20SUITE%20501,NEW%20YORK,NY)	Graph	2	\$31,200.00	\$31,200.00	\$31,200.00
LESLIE E. ROBERTSON ASSOCIATES, RLLP, 40 WALL ST., 23RD FLOOR, NEW YORK, NY (https://www.google.com/maps/place/40%20WALL%20ST.%2023RD%20FLOOR,NEW%20YORK,NY)	Graph	3	\$74,173.33	\$72,000.00	\$72,000.00

Employer Name/Worksite Address	Graph	Count	Mean Wage	Median Wage	Lowest Wage	Highest Wage
MUHAO USA INC., 40 WALL STREET, 28TH FLOOR, NEW YORK, NY (https://www.google.com/maps/place/40%20WALL%20STREET,%2028TH%20FLOOR,NEW%20YORK,NY)	Graph	3	\$50,613.33	\$47,840.00	\$47,840.00	\$47,840.00
LESLIE E. ROBERTSON ASSOCIATES, R.L.L.P., 40 WALL STREET, 23RD FLOOR, NEW YORK, NY (https://www.google.com/maps/place/40%20WALL%20STREET,%2023RD%20FLOOR,NEW%20YORK,NY)	Graph	4	\$79,510.50	\$72,021.00	\$72,021.00	\$72,021.00
IBISWORLD INC., 40 WALL ST, NEW YORK, NY (https://www.google.com/maps/place/40%20WALL%20ST,NEW%20YORK,NY)	Graph	12	\$71,756.67	\$58,240.00	\$58,240.00	\$58,240.00
TELSTRA INCORPORATED, 40 WALL STREET, NEW YORK, NY (https://www.google.com/maps/place/40%20WALL%20STREET,NEW%20YORK,NY)	Graph	34	\$86,507.53	\$65,748.80	\$65,748.80	\$65,748.80
Totals	Graph	64	\$79,476.70	\$65,748.80	\$65,748.80	\$65,748.80

Latitude: 40.706658 Longitude: -74.00356

Employer Name/Employer Address	Graph	Count	Mean Wage	Median Wage	Lowest Wage	Highest Wage
SEAPORT MUSEUM NEW YORK, 12 FULTON STREET, NEW YORK, NY (https://www.google.com/maps/place/12%20FULTON%20STREET,NEW%20YORK,NY)	Graph	1	\$49,150.40	\$49,150.40	\$49,150.40	\$49,150.40
Totals	Graph	1	\$49,150.40	\$49,150.40	\$49,150.40	\$49,150.40

Employer Name/Worksite Address	Graph	Count	Mean Wage	Median Wage	Lowest Wage	Highest Wage
SEAPORT MUSEUM NEW YORK, 12 FULTON STREET, NEW YORK, NY (https://www.google.com/maps/place/12%20FULTON%20STREET,NEW%20YORK,NY)	Graph	1	\$49,150.40	\$49,150.40	\$49,150.40	\$49,150.40
Totals	Graph	1	\$49,150.40	\$49,150.40	\$49,150.40	\$49,150.40

Latitude: 40.706675 Longitude: -74.012671

Employer Name/Employer Address	Graph	Count	Mean Wage	Median Wage	Lowest Wage	Highest Wage
B.I.G. ARCHITECTURE D.P.C., 61 BROADWAY, NEW YORK, NY (https://www.google.com/maps/place/61%20BROADWAY,NEW%20YORK,NY)	Graph	1	\$73,000.00	\$73,000.00	\$73,000.00	\$73,000.00
CANCER RESEARCH INSTITUTE INC, 55 BROADWAY, NEW YORK, NY (https://www.google.com/maps/place/55%20BROADWAY,NEW%20YORK,NY)	Graph	1	\$105,000.00	\$105,000.00	\$105,000.00	\$105,000.00
CFX INCORPORATED, 55 BROADWAY, NEW YORK, NY (https://www.google.com/maps/place/55%20BROADWAY,NEW%20YORK,NY)	Graph	1	\$65,749.00	\$65,749.00	\$65,749.00	\$65,749.00
COLLIBRA INC., 61 BROADWAY, NEW YORK, NY (https://www.google.com/maps/place/61%20BROADWAY,NEW%20YORK,NY)	Graph	1	\$140,000.00	\$140,000.00	\$140,000.00	\$140,000.00
COLUMBIA PRESCHOOL EDUCATION MANAGEMENT INC, 61 BROADWAY STE 2225, NEW YORK, NY (https://www.google.com/maps/place/61%20BROADWAY%20STE%202225,NEW%20YORK,NY)	Graph	1	\$46,675.20	\$46,675.20	\$46,675.20	\$46,675.20
COMFORT JOY COMMERCE INC, 61 BROADWAY STE 2225, NEW YORK, NY (https://www.google.com/maps/place/61%20BROADWAY%20STE%202225,NEW%20YORK,NY)	Graph	1	\$46,675.20	\$46,675.20	\$46,675.20	\$46,675.20
EM4X LLC, 61 BROADWAY, 10TH FLOOR, NEW YORK CITY, NY (https://www.google.com/maps/place/61%20BROADWAY,%2010TH%20FLOOR,NEW%20YORK%20CITY,NY)	Graph	1	\$45,000.00	\$45,000.00	\$45,000.00	\$45,000.00
GLOBAL INNOVATION MERCHANTS INC, 61 BROADWAY STE 2225, NEW YORK, NY (https://www.google.com/maps/place/61%20BROADWAY%20STE%202225,NEW%20YORK,NY)	Graph	1	\$55,764.80	\$55,764.80	\$55,764.80	\$55,764.80
JAMESTOWN GLOBAL INC, 61 BROADWAY STE 2225, NEW YORK, NY (https://www.google.com/maps/place/61%20BROADWAY%20STE%202225,NEW%20YORK,NY)	Graph	1	\$55,764.80	\$55,764.80	\$55,764.80	\$55,764.80
JCMB LTD., 55 BROADWAY, NEW YORK, NY (https://www.google.com/maps/place/55%20BROADWAY,NEW%20YORK,NY)	Graph	1	\$62,316.80	\$62,316.80	\$62,316.80	\$62,316.80
LUCCIOLA LAW GROUP PC, 55 BROADWAY, NEW YORK, NY (https://www.google.com/maps/place/55%20BROADWAY,NEW%20YORK,NY)	Graph	1	\$79,123.20	\$79,123.20	\$79,123.20	\$79,123.20
MURPHY KENNEDY GROUP LLC, 61 BROADWAY, NEW YORK, NY (https://www.google.com/maps/place/61%20BROADWAY,NEW%20YORK,NY)	Graph	1	\$80,000.00	\$80,000.00	\$80,000.00	\$80,000.00
MURPHY-KENNEDY GROUP LLC, 61 BROADWAY, NEW YORK, NY (https://www.google.com/maps/place/61%20BROADWAY,NEW%20YORK,NY)	Graph	1	\$95,000.00	\$95,000.00	\$95,000.00	\$95,000.00

Employer Name/Employer Address	Graph	Count	Mean Wage	Median Wage	Lowest Wage	High Wage
PT BANK NEGARA INDONESIA (PERSERO)TBK. NYA, 55 BROADWAY, 5TH FLOOR, NEW YORK, NY (https://www.google.com/maps/place/55%20BROADWAY,%205TH%20FLOOR,NEW%20YORK,NY)	Graph	1	\$62,962.00	\$62,962.00	\$62,962.00	\$62,962
RBSD ARCHITECTS PC, 55 BROADWAY, 9TH FLOOR, NEW YORK, NY (https://www.google.com/maps/place/55%20BROADWAY,%209TH%20FLOOR,NEW%20YORK,NY)	Graph	1	\$58,240.00	\$58,240.00	\$58,240.00	\$58,240
SICHENZIA ROSS FERENCE KESNER LLP, 61 BROADWAY, NEW YORK, NY (https://www.google.com/maps/place/61%20%20BROADWAY,NEW%20YORK,NY)	Graph	1	\$65,748.80	\$65,748.80	\$65,748.80	\$65,748
SICHENZIA ROSS FERENCE KESNER LLP, 61 BROADWAY, NEW YORK, NY (https://www.google.com/maps/place/61%20BROADWAY,NEW%20YORK,NY)	Graph	1	\$79,996.80	\$79,996.80	\$79,996.80	\$79,996
SUMMIT SECURITIES GROUP LLC, 55 BROADWAY, NEW YORK, NY (https://www.google.com/maps/place/55%20BROADWAY,NEW%20YORK,NY)	Graph	1	\$130,000.00	\$130,000.00	\$130,000.00	\$130,000
THE MANAGEMENT COMPENSATION GROUP SOUTHEAST, LLC, 55 BROADWAY, NEW YORK, NY (https://www.google.com/maps/place/55%20BROADWAY,NEW%20YORK,NY)	Graph	1	\$52,624.00	\$52,624.00	\$52,624.00	\$52,624
TRELLO INC, 55 BROADWAY 25TH FLOOR, NEW YORK, NY (https://www.google.com/maps/place/55%20BROADWAY%2025TH%20FLOOR,NEW%20YORK,NY)	Graph	1	\$60,000.00	\$60,000.00	\$60,000.00	\$60,000
ZHONGHANG AUTOMOBILE INC, 61 BROADWAY STE 2225, NEW YORK, NY (https://www.google.com/maps/place/61%20BROADWAY%20STE%202225,NEW%20YORK,NY)	Graph	1	\$46,675.20	\$46,675.20	\$46,675.20	\$46,675
INTEGRAL DERIVATIVES, LLC, 61 BROADWAY, NEW YORK, NY (https://www.google.com/maps/place/61%20BROADWAY,NEW%20YORK,NY)	Graph	2	\$150,000.00	\$150,000.00	\$150,000.00	\$150,000
MURPHY KENNEDY GROUP, LLC, 61 BROADWAY, NEW YORK, NY (https://www.google.com/maps/place/61%20BROADWAY,NEW%20YORK,NY)	Graph	2	\$52,960.00	\$49,920.00	\$49,920.00	\$56,000
OGMEN LAW PLLC, 61 BROADWAY, NEW YORK, NY (https://www.google.com/maps/place/61%20BROADWAY,NEW%20YORK,NY)	Graph	2	\$46,675.20	\$46,675.20	\$46,675.20	\$46,675
SAMUEL A. RAMIREZ & COMPANY, INC., 61 BROADWAY, NEW YORK, NY (https://www.google.com/maps/place/61%20BROADWAY,NEW%20YORK,NY)	Graph	2	\$62,872.00	\$55,744.00	\$55,744.00	\$70,000
SHUMEI CONSULTING INC, 61 BROADWAY STE 2225, NEW YORK, NY (https://www.google.com/maps/place/61%20BROADWAY%20STE%202225,NEW%20YORK,NY)	Graph	2	\$51,220.00	\$46,675.20	\$46,675.20	\$55,764
SYSCOM (USA), INC, 55 BROADWAY, NEW YORK, NY (https://www.google.com/maps/place/55%20BROADWAY,NEW%20YORK,NY)	Graph	2	\$53,282.40	\$53,164.80	\$53,164.80	\$53,400
THE INTERNATIONAL UNION AGAINST TUBERCULOSIS AND LUNG DISEASE, 61 BROADWAY, SUITE 2800, NEW YORK, NY (https://www.google.com/maps/place/61%20BROADWAY,%20SUITE%202800,NEW%20YORK,NY)	Graph	2	\$121,000.00	\$55,000.00	\$55,000.00	\$187,000
TRINITY PLACE DEPARTMENT STORE, LE BUNNYS 61, LLC, 61 BROADWAY, NEW YORK, NY (https://www.google.com/maps/place/61%20BROADWAY,NEW%20YORK,NY)	Graph	2	\$47,736.00	\$46,675.00	\$46,675.00	\$48,797
COLLIBRA, INC., 61 BROADWAY, NEW YORK, NY (https://www.google.com/maps/place/61%20BROADWAY,NEW%20YORK,NY)	Graph	3	\$115,000.00	\$110,000.00	\$105,000.00	\$130,000
SYSCOM (USA), INC., 55 BROADWAY, NEW YORK, NY (https://www.google.com/maps/place/55%20BROADWAY,NEW%20YORK,NY)	Graph	3	\$59,891.67	\$60,000.00	\$46,675.00	\$73,000
B.I.G. ARCHITECTURE D.P.C., 61 BROADWAY, SUITE 3300, NEW YORK, NY (https://www.google.com/maps/place/61%20BROADWAY,%20SUITE%203300,NEW%20YORK,NY)	Graph	8	\$67,262.00	\$62,000.00	\$55,000.00	\$104,000
Totals	Graph	51	\$73,344.67	\$60,000.00	\$45,000.00	\$187,000

Employer Name/Worksite Address	Graph	Count	Mean Wage	Median Wage	Lowest Wage	High Wage
CFX INCORPORATED, 55 BROADWAY, NEW YORK CITY, NY (https://www.google.com/maps/place/55%20BROADWAY,NEW%20YORK%20CITY,NY)	Graph	1	\$65,749.00	\$65,749.00	\$65,749.00	\$65,749
COMFORT JOY COMMERCE INC, 61 BROADWAY, STE 2225, NEW YROK, NY (https://www.google.com/maps/place/61%20BROADWAY,%20STE%202225,NEW%20YROK,NY)	Graph	1	\$46,675.20	\$46,675.20	\$46,675.20	\$46,675
EM4X LLC, 61 BROADWAY, 10TH FLOOR, NEW YORK CITY, NY (https://www.google.com/maps/place/61%20BROADWAY,%2010TH%20FLOOR,NEW%20YORK%20CITY,NY)	Graph	1	\$45,000.00	\$45,000.00	\$45,000.00	\$45,000
RBSD ARCHITECTS PC, 55 BROADWAY, 9TH FLOOR, NEW YORK, NY (https://www.google.com/maps/place/55%20BROADWAY,%209TH%20FLOOR,NEW%20YORK,NY)	Graph	1	\$58,240.00	\$58,240.00	\$58,240.00	\$58,240
SAMUEL A. RAMIREZ & COMPANY, INC., 61 BROADWAY, SUITE 2924, NEW YORK, NY (https://www.google.com/maps/place/61%20BROADWAY,%20SUITE%202924,NEW%20YORK,NY)	Graph	1	\$70,000.00	\$70,000.00	\$70,000.00	\$70,000
SICHENZIA ROSS FERENCE KESNER LLP, 61 BROADWAY, NEW YORK, NY (https://www.google.com/maps/place/61%20%20BROADWAY,NEW%20YORK,NY)	Graph	1	\$65,748.80	\$65,748.80	\$65,748.80	\$65,748

Employer Name/Worksite Address	Graph	Count	Mean Wage	Median Wage	Lowest Wage	Highest Wage
THE INTERNATIONAL UNION AGAINST TUBERCULOSIS AND LUNG DISEASE, 61 BROADWAY, SUITE 2605, NEW YORK, NY (https://www.google.com/maps/place/61%20BROADWAY,%20SUITE%202605,NEW%20YORK,NY)		1	\$55,000.00	\$55,000.00	\$55,000.00	\$55,000.00
THE INTERNATIONAL UNION AGAINST TUBERCULOSIS AND LUNG DISEASE, 61 BROADWAY, SUITE 2800, NEW YORK, NY (https://www.google.com/maps/place/61%20BROADWAY,%20SUITE%202800,NEW%20YORK,NY)		1	\$187,000.00	\$187,000.00	\$187,000.00	\$187,000.00
TRELLO INC, 55 BROADWAY 25TH FLOOR, NEW YORK, NY (https://www.google.com/maps/place/55%20BROADWAY%2025TH%20FLOOR,NEW%20YORK,NY)		2	\$70,000.00	\$60,000.00	\$60,000.00	\$80,000.00
SHUMEI CONSULTING INC, 61 BROADWAY,STE 2225, NEW YORK, NY (https://www.google.com/maps/place/61%20BROADWAY,STE%202225,NEW%20YORK,NY)		5	\$50,311.04	\$46,675.20	\$46,675.20	\$55,764.00
B.I.G. ARCHITECTURE D.P.C., 61 BROADWAY, SUITE 3300, NEW YORK, NY (https://www.google.com/maps/place/61%20BROADWAY,%20SUITE%203300,NEW%20YORK,NY)		7	\$69,013.71	\$63,000.00	\$57,096.00	\$104,000.00
CANCER RESEARCH INSTITUTE INC, 55 BROADWAY, NEW YORK, NY (https://www.google.com/maps/place/55%20BROADWAY,NEW%20YORK,NY)		11	\$65,812.64	\$52,624.00	\$45,760.00	\$130,000.00
INTEGRAL DERIVATIVES, LLC, 61 BROADWAY, NEW YORK, NY (https://www.google.com/maps/place/61%20BROADWAY,NEW%20YORK,NY)		18	\$84,360.18	\$73,000.00	\$46,675.00	\$150,000.00
Totals		51	\$72,754.64	\$60,000.00	\$45,000.00	\$187,000.00

Latitude: 40.706689 Longitude: -74.006627

Employer Name/Employer Address	Graph	Count	Mean Wage	Median Wage	Lowest Wage	Highest Wage
AD PEPPER MEDIA USA, LLC, 125 MAIDEN LANE, NEW YORK, NY (https://www.google.com/maps/place/125%20MAIDEN%20LANE,NEW%20YORK,NY)		1	\$46,675.00	\$46,675.00	\$46,675.00	\$46,675.00
REINFORCED CONCRETE AND MASONRY CONSTRUCTION INC, 125 MAIDEN LANE, NEW YORK, NY (https://www.google.com/maps/place/125%20MAIDEN%20LANE,NEW%20YORK,NY)		1	\$50,000.00	\$50,000.00	\$50,000.00	\$50,000.00
Totals		2	\$48,337.50	\$46,675.00	\$46,675.00	\$50,000.00

Employer Name/Worksite Address	Graph	Count	Mean Wage	Median Wage	Lowest Wage	Highest Wage
AD PEPPER MEDIA USA, LLC, 125 MAIDEN LANE, NEW YORK, NY (https://www.google.com/maps/place/125%20MAIDEN%20LANE,NEW%20YORK,NY)		2	\$48,337.50	\$46,675.00	\$46,675.00	\$50,000.00
Totals		2	\$48,337.50	\$46,675.00	\$46,675.00	\$50,000.00

Latitude: 40.706693 Longitude: -74.005118

Employer Name/Employer Address	Graph	Count	Mean Wage	Median Wage	Lowest Wage	Highest Wage
AIG CLAIMS, INC., 175 WATER STREET, NEW YORK, NY (https://www.google.com/maps/place/175%20WATER%20STREET,NEW%20YORK,NY)		1	\$82,000.00	\$82,000.00	\$82,000.00	\$82,000.00
AIG TECHNOLOGIES, INC., 175 WATER STREET, NEW YORK, NY (https://www.google.com/maps/place/175%20WATER%20STREET,NEW%20YORK,NY)		1	\$86,240.00	\$86,240.00	\$86,240.00	\$86,240.00
RISK SPECIALISTS COMPANIES INSURANCE AGENCY, INC., 175 WATER STREET, NEW YORK, NY (https://www.google.com/maps/place/175%20WATER%20STREET,NEW%20YORK,NY)		1	\$70,000.00	\$70,000.00	\$70,000.00	\$70,000.00
AMERICAN GENERAL LIFE INSURANCE COMPANY, 175 WATER STREET, NEW YORK, NY (https://www.google.com/maps/place/175%20WATER%20STREET,NEW%20YORK,NY)		5	\$111,740.00	\$110,000.00	\$69,000.00	\$175,000.00
AIG GLOBAL ASSET MANAGEMENT HOLDINGS CORP, 175 WATER STREET, NEW YORK, NY (https://www.google.com/maps/place/175%20WATER%20STREET,NEW%20YORK,NY)		7	\$100,678.57	\$95,000.00	\$79,000.00	\$150,000.00
AIG ASSET MANAGEMENT (U.S.), LLC, 175 WATER STREET, NEW YORK, NY (https://www.google.com/maps/place/175%20WATER%20STREET,NEW%20YORK,NY)		9	\$125,555.56	\$122,500.00	\$90,000.00	\$200,000.00
AIG PC GLOBAL SERVICES, INC., 175 WATER STREET, NEW YORK, NY (https://www.google.com/maps/place/175%20WATER%20STREET,NEW%20YORK,NY)		13	\$99,439.77	\$95,000.00	\$74,000.00	\$140,000.00
NATIONAL UNION FIRE INSURANCE COMPANY OF PITTSBURGH, PA., 175 WATER STREET, NEW YORK, NY (https://www.google.com/maps/place/175%20WATER%20STREET,NEW%20YORK,NY)		29	\$110,203.83	\$100,000.00	\$71,531.00	\$195,000.00

Employer Name/Employer Address	Graph	Count	Mean Wage	Median Wage	Lowest Wage	Highest Wage
AIG EMPLOYEE SERVICES, INC., 175 WATER STREET, NEW YORK, NY (https://www.google.com/maps/place/175%20WATER%20STREET,NEW%20YORK,NY)	Graph	41	\$94,359.27	\$93,000.00	\$60,000.00	\$195,000.00
Totals	Graph	107	\$102,701.38	\$95,500.00	\$60,000.00	\$200,000.00

Employer Name/Worksite Address	Graph	Count	Mean Wage	Median Wage	Lowest Wage	Highest Wage
TATA CONSULTANCY SERVICES LIMITED, 175 WATER STREET, NEW YORK CITY, NY (https://www.google.com/maps/place/175%20WATER%20STREET,NEW%20YORK%20CITY,NY)	Graph	1	\$90,376.00	\$90,376.00	\$90,376.00	\$90,376.00
CAPGEMINI AMERICA INC, 175 WATER ST, NEW YORK, NY (https://www.google.com/maps/place/175%20WATER%20ST,NEW%20YORK,NY)	Graph	2	\$71,781.00	\$71,781.00	\$71,781.00	\$71,781.00
AMERICAN GENERAL LIFE INSURANCE COMPANY, 175 WATER STREET, NEW YORK, NY (https://www.google.com/maps/place/175%20WATER%20STREET,NEW%20YORK,NY)	Graph	125	\$95,289.45	\$93,870.00	\$65,000.00	\$195,000.00
Totals	Graph	128	\$94,883.74	\$93,870.00	\$65,000.00	\$195,000.00

Latitude: 40.706725 Longitude: -73.921616

Employer Name/Employer Address	Graph	Count	Mean Wage	Median Wage	Lowest Wage	Highest Wage
EPLI NY INC., 279 STARR STREET, BROOKLYN, NY (https://www.google.com/maps/place/279%20STARR%20STREET,BROOKLYN,NY)	Graph	1	\$46,675.20	\$46,675.20	\$46,675.20	\$46,675.20
PUBLISHIZER, INC., 279 STARR STREET, BROOKLYN, NY (https://www.google.com/maps/place/279%20STARR%20STREET,BROOKLYN,NY)	Graph	1	\$59,020.00	\$59,020.00	\$59,020.00	\$59,020.00
Totals	Graph	2	\$52,847.60	\$46,675.20	\$46,675.20	\$59,020.00

Employer Name/Worksite Address	Graph	Count	Mean Wage	Median Wage	Lowest Wage	Highest Wage
INDEPENDENCE DAY CLOTHING CO., LLC, 279 STARR ST., BROOKLYN, NY (https://www.google.com/maps/place/279%20STARR%20ST.,BROOKLYN,NY)	Graph	1	\$55,744.00	\$55,744.00	\$55,744.00	\$55,744.00
JULIE BOOTH HABERFELD, 279 STARR ST, BROOKLYN, NY (https://www.google.com/maps/place/279%20STARR%20ST,BROOKLYN,NY)	Graph	1	\$60,000.00	\$60,000.00	\$60,000.00	\$60,000.00
EPLI NY INC., 279 STARR STREET, BROOKLYN, NY (https://www.google.com/maps/place/279%20STARR%20STREET,BROOKLYN,NY)	Graph	2	\$52,847.60	\$46,675.20	\$46,675.20	\$59,020.00
Totals	Graph	4	\$55,359.80	\$55,744.00	\$46,675.20	\$60,000.00

Latitude: 40.706745 Longitude: -73.592043

Employer Name/Employer Address	Graph	Count	Mean Wage	Median Wage	Lowest Wage
EC INFOSYSTEMS, INC., 50 CHARLES LINDBERGH BLVD, SITE 411, UNIONDALE, NY (https://www.google.com/maps/place/50%20CHARLES%20LINDBERGH%20BLVD,%20SITE%20411,UNIONDALE,NY)	Graph	1	\$156,582.00	\$156,582.00	\$156,582.00
Totals	Graph	1	\$156,582.00	\$156,582.00	\$156,582.00

Employer Name/Worksite Address	Graph	Count	Mean Wage	Median Wage	Lowest Wage	Highest Wage
PRIMISOFT LLC, 50 CHARLES LINDBERGH BLVD, UNIONDALE, NY (https://www.google.com/maps/place/50%20CHARLES%20LINDBERGH%20BLVD,UNIONDALE,NY)	Graph	1	\$61,000.00	\$61,000.00	\$61,000.00	\$61,000.00
SIVEES, INC, EC INFOSYSTEMS, INC., UNIONDALE, NY (https://www.google.com/maps/place/EC%20INFOSYSTEMS,%20INC.,UNIONDALE,NY)	Graph	1	\$73,000.00	\$73,000.00	\$73,000.00	\$73,000.00
EUREKA INFOTECH, INC, 333 EARLE OVINGTON BLVD., UNIONDALE, NY (https://www.google.com/maps/place/333%20EARLE%20OVINGTON%20BLVD.,UNIONDALE,NY)	Graph	3	\$63,863.00	\$58,261.00	\$58,261.00	\$75,067.00
Totals	Graph	5	\$65,117.80	\$61,000.00	\$58,261.00	\$75,067.00

Latitude: 40.706793 Longitude: -73.924753

Employer Name/Employer Address	Graph	Count	Mean Wage	Median Wage	Lowest Wage	Highest Wage
BOSCO BOOTH LLC, 1182 FLUSHING AVENUE, BROOKLYN, NY (https://www.google.com/maps/place/1182%20FLUSHING%20AVENUE,BROOKLYN,NY)	Graph	1	\$48,000.00	\$48,000.00	\$48,000.00	\$48,000.00
THE BOSCO BOOTH LLC, 1182 FLUSHING AVE, BROOKLYN, NY (https://www.google.com/maps/place/1182%20FLUSHING%20AVE,BROOKLYN,NY)	Graph	1	\$80,000.00	\$80,000.00	\$80,000.00	\$80,000.00
Totals	Graph	2	\$64,000.00	\$48,000.00	\$48,000.00	\$80,000.00

Employer Name/Worksite Address	Graph	Count	Mean Wage	Median Wage	Lowest Wage	Highest Wage
BOSCO BOOTH LLC, 1182 FLUSHING AVENUE, BROOKLYN, NY (https://www.google.com/maps/place/1182%20FLUSHING%20AVENUE,BROOKLYN,NY)	Graph	1	\$48,000.00	\$48,000.00	\$48,000.00	\$48,000.00
THE BOSCO BOOTH LLC, 1182 FLUSHING AVE, BROOKLYN, NY (https://www.google.com/maps/place/1182%20FLUSHING%20AVE,BROOKLYN,NY)	Graph	1	\$80,000.00	\$80,000.00	\$80,000.00	\$80,000.00
Totals	Graph	2	\$64,000.00	\$48,000.00	\$48,000.00	\$80,000.00

Latitude: 40.70688 Longitude: -74.010177

Employer Name/Employer Address	Graph	Count	Mean Wage	Median Wage	Lowest Wage	Highest Wage
COFFEE AMERICA (USA) CORPORATION, 30 WALL STREET, NEW YORK, NY (https://www.google.com/maps/place/30%20WALL%20STREET,NEW%20YORK,NY)	Graph	1	\$100,000.00	\$100,000.00	\$100,000.00	\$100,000.00
EAST FLUSHING PHYSICAL THERAPY, P.C., 30 WALL STREET, NEW YORK, NY (https://www.google.com/maps/place/30%20WALL%20STREET,NEW%20YORK,NY)	Graph	1	\$78,000.00	\$78,000.00	\$78,000.00	\$78,000.00
PLATINUM MANAGEMENT BH LLC, 30 WALL ST, NEW YORK, NY (https://www.google.com/maps/place/30%20WALL%20ST,NEW%20YORK,NY)	Graph	2	\$42,723.20	\$38,771.20	\$38,771.20	\$46,675.20
PLATINUM MANAGEMENT BH LLC, 30 WALL STREET, 11TH FLOOR, NEW YORK, NY (https://www.google.com/maps/place/30%20WALL%20STREET,%2011TH%20FLOOR,NEW%20YORK,NY)	Graph	2	\$40,000.00	\$40,000.00	\$40,000.00	\$40,000.00
Totals	Graph	6	\$57,241.07	\$40,000.00	\$38,771.20	\$100,000.00

Employer Name/Worksite Address	Graph	Count	Mean Wage	Median Wage	Lowest Wage	Highest Wage
NAGARRO, INC., 30 WALL STREET, 4TH FLOOR, NEW YORK, NY (https://www.google.com/maps/place/30%20WALL%20STREET,%204TH%20FLOOR,NEW%20YORK,NY)	Graph	1	\$95,000.00	\$95,000.00	\$95,000.00	\$95,000.00
COFFEE AMERICA (USA) CORPORATION, 30 WALL STREET, NEW YORK, NY (https://www.google.com/maps/place/30%20WALL%20STREET,NEW%20YORK,NY)	Graph	2	\$89,000.00	\$78,000.00	\$78,000.00	\$100,000.00
PLATINUM MANAGEMENT BH LLC, 30 WALL ST, NEW YORK, NY (https://www.google.com/maps/place/30%20WALL%20ST,NEW%20YORK,NY)	Graph	2	\$42,723.20	\$38,771.20	\$38,771.20	\$46,675.20
PLATINUM MANAGEMENT BH LLC, 30 WALL STREET, 11TH FLOOR, NEW YORK, NY (https://www.google.com/maps/place/30%20WALL%20STREET,%2011TH%20FLOOR,NEW%20YORK,NY)	Graph	2	\$40,000.00	\$40,000.00	\$40,000.00	\$40,000.00
Totals	Graph	7	\$62,635.20	\$46,675.20	\$38,771.20	\$100,000.00

Latitude: 40.706905 Longitude: -73.923517

Employer Name/Employer Address	Graph	Count	Mean Wage	Median Wage	Lowest Wage	Highest Wage
DISTRICT LLC, 2 WYCKOFF AVE, BROOKLYN, NY (https://www.google.com/maps/place/2%20WYCKOFF%20AVE,BROOKLYN,NY)	Graph	1	\$52,000.00	\$52,000.00	\$52,000.00	\$52,000.00
Totals	Graph	1	\$52,000.00	\$52,000.00	\$52,000.00	\$52,000.00

Employer Name/Worksite Address	Graph	Count	Mean Wage	Median Wage	Lowest Wage	Highest Wage
DISTRICT LLC, 2 WYCKOFF AVE, BROOKLYN, NY (https://www.google.com/maps/place/2%20WYCKOFF%20AVE,BROOKLYN,NY)	Graph	1	\$52,000.00	\$52,000.00	\$52,000.00	\$52,000.00
Totals	Graph	1	\$52,000.00	\$52,000.00	\$52,000.00	\$52,000.00

Latitude: 40.706909 Longitude: -74.007146

Employer Name/Employer Address	Graph	Count	Mean Wage	Median Wage	Lowest Wage	Highest Wage
OUTRIGHT ACTION INTERNATIONAL, 80 MAIDEN LANE, NEW YORK, NY (https://www.google.com/maps/place/80%20MAIDEN%20LANE,NEW%20YORK,NY)	Graph	1	\$60,000.00	\$60,000.00	\$60,000.00	\$60,000.00
SIMCO ENGINEERING, P.C., 80 MAIDEN LANE, SUITE # 501, NEW YORK, NY (https://www.google.com/maps/place/80%20MAIDEN%20LANE,%20SUITE%20#%20501,NEW%20YORK,NY)	Graph	1	\$62,400.00	\$62,400.00	\$62,400.00	\$62,400.00
SIMCO ENGINEERING, P.C., 80 MAIDEN LANE, SUITE 501, NEW YORK, NY (https://www.google.com/maps/place/80%20MAIDEN%20LANE,%20SUITE%20501,NEW%20YORK,NY)	Graph	1	\$97,760.00	\$97,760.00	\$97,760.00	\$97,760.00
ADAPT COMMUNITY NETWORK, 80 MAIDEN LANE, NEW YORK, NY (https://www.google.com/maps/place/80%20MAIDEN%20LANE,NEW%20YORK,NY)	Graph	2	\$75,000.00	\$75,000.00	\$75,000.00	\$75,000.00
MATA MANAGEMENT, INC., 80 MAIDEN LANE, NEW YORK, NY (https://www.google.com/maps/place/80%20MAIDEN%20LANE,NEW%20YORK,NY)	Graph	3	\$64,240.00	\$66,000.00	\$56,000.00	\$70,720.00
Totals	Graph	8	\$70,360.00	\$66,000.00	\$56,000.00	\$97,760.00

Employer Name/Worksite Address	Graph	Count	Mean Wage	Median Wage	Lowest Wage	Highest Wage
SIMCO ENGINEERING, P.C., 80 MAIDEN LANE, SUITE 501, NEW YORK, NY (https://www.google.com/maps/place/80%20MAIDEN%20LANE,%20SUITE%20501,NEW%20YORK,NY)	Graph	1	\$97,760.00	\$97,760.00	\$97,760.00	\$97,760.00
SIMCO ENGINEERING, P.C., 80 MAIDEN LANE, SUITE # 501, NEW YORK, NY (https://www.google.com/maps/place/80%20MAIDEN%20LANE,%20SUITE%20#%20501,NEW%20YORK,NY)	Graph	2	\$62,400.00	\$62,400.00	\$62,400.00	\$62,400.00
OUTRIGHT ACTION INTERNATIONAL, 80 MAIDEN LANE, NEW YORK, NY (https://www.google.com/maps/place/80%20MAIDEN%20LANE,NEW%20YORK,NY)	Graph	8	\$66,798.63	\$60,000.00	\$56,000.00	\$82,389.00
Totals	Graph	11	\$68,813.55	\$62,400.00	\$56,000.00	\$97,760.00

Latitude: 40.706912 Longitude: -74.012475

Employer Name/Employer Address	Graph	Count	Mean Wage	Median Wage	Lowest Wage	Highest Wage
GEIGER ENGINEERING, P.C., 65 BROADWAY, NEW YORK, NY (https://www.google.com/maps/place/65%20BROADWAY,NEW%20YORK,NY)	Graph	1	\$133,120.00	\$133,120.00	\$133,120.00	\$133,120.00
TRINITY STREET CAPITAL PARTNERS, LLC, 65 BROADWAY, NEW YORK, NY (https://www.google.com/maps/place/65%20BROADWAY,NEW%20YORK,NY)	Graph	2	\$63,024.00	\$62,316.80	\$62,316.80	\$63,731.20
Totals	Graph	3	\$86,389.33	\$63,731.20	\$62,316.80	\$133,120.00

Employer Name/Worksite Address	Graph	Count	Mean Wage	Median Wage	Lowest Wage	Highest Wage
GEIGER ENGINEERING, P.C., 65 BROADWAY, NEW YORK, NY (https://www.google.com/maps/place/65%20BROADWAY,NEW%20YORK,NY)	Graph	3	\$86,389.33	\$63,731.20	\$62,316.80	\$133,120.00
Totals	Graph	3	\$86,389.33	\$63,731.20	\$62,316.80	\$133,120.00

Latitude: 40.706942 Longitude: -74.006374

Employer Name/Employer Address	Graph	Count	Mean Wage	Median Wage	Lowest Wage	Highest Wage
DIRECTPAY USA, 110 MAIDEN LANE, NEW YORK, NY (https://www.google.com/maps/place/110%20MAIDEN%20LANE,NEW%20YORK,NY)	Graph	1	\$53,500.00	\$53,500.00	\$53,500.00	\$53,500.00
SCOTT R CHICHESTER CPA, 110 MAIDEN LANE, NEW YORK, NY (https://www.google.com/maps/place/110%20MAIDEN%20LANE,NEW%20YORK,NY)	Graph	1	\$53,500.00	\$53,500.00	\$53,500.00	\$53,500.00
Totals	Graph	2	\$53,500.00	\$53,500.00	\$53,500.00	\$53,500.00

Employer Name/Worksite Address	Graph	Count	Mean Wage	Median Wage	Lowest Wage	Highest Wage
DIRECTPAY USA, 110 MAIDEN LANE, NEW YORK, NY (https://www.google.com/maps/place/110%20MAIDEN%20LANE,NEW%20YORK,NY)	Graph	2	\$53,500.00	\$53,500.00	\$53,500.00	\$53,500.00

Employer Name/Worksite Address	Graph	Count	Mean Wage	Median Wage	Lowest Wage	Highest Wage
Totals	Graph	2	\$53,500.00	\$53,500.00	\$53,500.00	\$53,500.00

Latitude: 40.706942 Longitude: -73.947951

Employer Name/Worksite Address	Graph	Count	Mean Wage	Median Wage	Lowest Wage	Highest Wage
ULTIMATE CARE, INC., 49 MONTROSE AVENUE, BROOKLYN, NY (https://www.google.com/maps/place/49%20MONTROSE%20AVENUE,BROOKLYN,NY)	Graph	13	\$65,748.80	\$65,748.80	\$65,748.80	\$65,748.80
Totals	Graph	13	\$65,748.80	\$65,748.80	\$65,748.80	\$65,748.80

Latitude: 40.706973 Longitude: -74.003643

Employer Name/Employer Address	Graph	Count	Mean Wage	Median Wage	Lowest Wage	Highest Wage
AITHENT, INC., 19 FULTON STREET, NEW YORK, NY (https://www.google.com/maps/place/19%20FULTON%20STREET,NEW%20YORK,NY)	Graph	2	\$82,500.00	\$80,000.00	\$80,000.00	\$85,000.00
AITHENT, INC., 19 FULTON STREET, SUITE 408, NEW YORK, NY (https://www.google.com/maps/place/19%20FULTON%20STREET,%20SUITE%20408,NEW%20YORK,NY)	Graph	2	\$80,000.00	\$80,000.00	\$80,000.00	\$80,000.00
Totals	Graph	4	\$81,250.00	\$80,000.00	\$80,000.00	\$85,000.00

Employer Name/Worksite Address	Graph	Count	Mean Wage	Median Wage	Lowest Wage	Highest Wage
AITHENT, INC., 19 FULTON STREET, NEW YORK, NY (https://www.google.com/maps/place/19%20FULTON%20STREET,NEW%20YORK,NY)	Graph	2	\$82,500.00	\$80,000.00	\$80,000.00	\$85,000.00
AITHENT, INC., 19 FULTON STREET, SUITE 408, NEW YORK, NY (https://www.google.com/maps/place/19%20FULTON%20STREET,%20SUITE%20408,NEW%20YORK,NY)	Graph	2	\$80,000.00	\$80,000.00	\$80,000.00	\$80,000.00
Totals	Graph	4	\$81,250.00	\$80,000.00	\$80,000.00	\$85,000.00

Latitude: 40.707067 Longitude: -74.012208

Employer Name/Worksite Address	Graph	Count	Mean Wage	Median Wage	Lowest Wage	Highest Wage
P & C INSURANCE SYSTEMS, INC., 40 BROAD STREET, NEW YORK, NY (https://www.google.com/maps/place/40%20BROAD%20STREET,NEW%20YORK,NY)	Graph	1	\$87,000.00	\$87,000.00	\$87,000.00	\$87,000.00
Totals	Graph	1	\$87,000.00	\$87,000.00	\$87,000.00	\$87,000.00

Latitude: 40.707076 Longitude: -73.95186

Employer Name/Employer Address	Graph	Count	Mean Wage	Median Wage	Lowest Wage	Highest Wage
SOUTHSIDE UNITED HDFC, 434 S. 5TH STREET, BROOKLYN, NY (https://www.google.com/maps/place/434%20S.%205TH%20STREET,BROOKLYN,NY)	Graph	1	\$49,858.00	\$49,858.00	\$49,858.00	\$49,858.00
SOUTHSIDE UNITED HDFC, 434 SOUTH 5TH STREET, BROOKLYN, NY (https://www.google.com/maps/place/434%20SOUTH%205TH%20STREET,BROOKLYN,NY)	Graph	1	\$49,858.00	\$49,858.00	\$49,858.00	\$49,858.00
Totals	Graph	2	\$49,858.00	\$49,858.00	\$49,858.00	\$49,858.00

Employer Name/Worksite Address	Graph	Count	Mean Wage	Median Wage	Lowest Wage	Highest Wage
SOUTHSIDE UNITED HDFC, 434 SOUTH 5TH STREET, BROOKLYN, NY (https://www.google.com/maps/place/434%20SOUTH%205TH%20STREET,BROOKLYN,NY)	Graph	2	\$49,858.00	\$49,858.00	\$49,858.00	\$49,858.00
Totals	Graph	2	\$49,858.00	\$49,858.00	\$49,858.00	\$49,858.00

Latitude: 40.707232 Longitude: -73.835496

Employer Name/Employer Address	Graph	Count	Mean Wage	Median Wage	Lowest Wage	Highest Wage
MONTROSE SURVEYING CO., LLP, 116-20 METROPOLITAN AVENUE, RICHMOND HILL, NY (https://www.google.com/maps/place/116-20%20METROPOLITAN%20AVENUE,RICHMOND%20HILL,NY)	Graph	1	\$62,400.00	\$62,400.00	\$62,400.00	\$62,400.00
Totals	Graph	1	\$62,400.00	\$62,400.00	\$62,400.00	\$62,400.00

Employer Name/Worksite Address	Graph	Count	Mean Wage	Median Wage	Lowest Wage	Highest Wage
MONTROSE SURVEYING CO., LLP, 116-20 METROPOLITAN AVENUE, RICHMOND HILL, NY (https://www.google.com/maps/place/116-20%20METROPOLITAN%20AVENUE,RICHMOND%20HILL,NY)	Graph	1	\$62,400.00	\$62,400.00	\$62,400.00	\$62,400.00
Totals	Graph	1	\$62,400.00	\$62,400.00	\$62,400.00	\$62,400.00

Latitude: 40.707247 Longitude: -73.924236

Employer Name/Employer Address	Graph	Count	Mean Wage	Median Wage	Lowest Wage	Highest Wage
REIKO WIRELESS INC, 1218 FLUSHING AVE, BROOKLYN, NY (https://www.google.com/maps/place/1218%20FLUSHING%20AVE,BROOKLYN,NY)	Graph	1	\$60,340.80	\$60,340.80	\$60,340.80	\$60,340.80
Totals	Graph	1	\$60,340.80	\$60,340.80	\$60,340.80	\$60,340.80

Employer Name/Worksite Address	Graph	Count	Mean Wage	Median Wage	Lowest Wage	Highest Wage
REIKO WIRELESS INC, 1218 FLUSHING AVE, BROOKLYN, NY (https://www.google.com/maps/place/1218%20FLUSHING%20AVE,BROOKLYN,NY)	Graph	1	\$60,340.80	\$60,340.80	\$60,340.80	\$60,340.80
Totals	Graph	1	\$60,340.80	\$60,340.80	\$60,340.80	\$60,340.80

Latitude: 40.707275 Longitude: -74.004194

Employer Name/Employer Address	Graph	Count	Mean Wage	Median Wage	Lowest Wage	Highest Wage
AWAC SERVICES COMPANY, INC., 199 WATER STREET, NEW YORK, NY (https://www.google.com/maps/place/199%20WATER%20STREET,NEW%20YORK,NY)	Graph	1	\$120,600.00	\$120,600.00	\$120,600.00	\$120,600.00
THE LEGAL AID SOCIETY, 199 WATER STREET, NEW YORK, NY (https://www.google.com/maps/place/199%20WATER%20STREET,NEW%20YORK,NY)	Graph	1	\$50,399.74	\$50,399.74	\$50,399.74	\$50,399.74
BGC PARTNERS, INC., 199 WATER STREET, NEW YORK, NY (https://www.google.com/maps/place/199%20WATER%20STREET,NEW%20YORK,NY)	Graph	9	\$133,555.56	\$150,000.00	\$62,000.00	\$185,000.00
Totals	Graph	11	\$124,818.16	\$140,000.00	\$50,399.74	\$185,000.00

Employer Name/Worksite Address	Graph	Count	Mean Wage	Median Wage	Lowest Wage	Highest Wage
HOWARD HUGHES MANAGEMENT CO LLC, 199 WATER STREET 31ST FLOOR, NEW YORK, NY (https://www.google.com/maps/place/199%20WATER%20STREET%2031ST%20FLOOR,NEW%20YORK,NY)	Graph	1	\$285,000.00	\$285,000.00	\$285,000.00	\$285,000.00
THE WEISCOMM GROUP LTD, 199 WATER STREET, NEW YROK, NY (https://www.google.com/maps/place/199%20WATER%20STREET,NEW%20YROK,NY)	Graph	1	\$48,000.00	\$48,000.00	\$48,000.00	\$48,000.00
TRUSTEK INC., 199 WATER STREET, NEW YORK, NY (https://www.google.com/maps/place/199%20WATER%20STREET,NEW%20YORK,NY)	Graph	1	\$92,000.00	\$92,000.00	\$92,000.00	\$92,000.00
TATA CONSULTANCY SERVICES LIMITED, 199 WATER ST. 29TH FLOOR, MANHATTAN, NY (https://www.google.com/maps/place/199%20WATER%20ST.%2029TH%20FLOOR,MANHATTAN,NY)	Graph	6	\$68,713.00	\$65,645.00	\$65,645.00	\$71,781.00
WESTERN UNION LLC, 199 WATER ST, NEW YORK, NY (https://www.google.com/maps/place/199%20WATER%20ST,NEW%20YORK,NY)	Graph	8	\$77,970.19	\$71,781.00	\$65,645.00	\$97,279.00
TATA CONSULTANCY SERVICES LIMITED, 199 WATER STREET, NEW YORK, NY (https://www.google.com/maps/place/199%20WATER%20STREET,NEW%20YORK,NY)	Graph	35	\$92,787.51	\$80,000.00	\$46,675.00	\$223,226.00
Totals	Graph	52	\$90,550.04	\$75,795.00	\$46,675.00	\$285,000.00

Latitude: 40.707352 Longitude: -73.927005

Employer Name/Employer Address	Graph	Count	Mean Wage	Median Wage	Lowest Wage	Highest Wage
SUPER WORLD TRADING INC., 28 VARICK AVE, BROOKLYN, NY (https://www.google.com/maps/place/28%20VARICK%20AVE,BROOKLYN,NY)	Graph	1	\$46,675.00	\$46,675.00	\$46,675.00	\$46,675.00
SUPER WORLD TRADING INC., 28 VARICK AVE., BROOKLYN, NY (https://www.google.com/maps/place/28%20VARICK%20AVE.,BROOKLYN,NY)	Graph	1	\$52,748.80	\$52,748.80	\$52,748.80	\$52,748.80
Totals	Graph	2	\$49,711.90	\$46,675.00	\$46,675.00	\$52,748.80

Employer Name/Worksite Address	Graph	Count	Mean Wage	Median Wage	Lowest Wage	Highest Wage
SUPER WORLD TRADING INC., 28 VARICK AVE, BROOKLYN, NY (https://www.google.com/maps/place/28%20VARICK%20AVE,BROOKLYN,NY)	Graph	1	\$46,675.00	\$46,675.00	\$46,675.00	\$46,675.00
SUPER WORLD TRADING INC., 28 VARICK AVE., BROOKLYN, NY (https://www.google.com/maps/place/28%20VARICK%20AVE.,BROOKLYN,NY)	Graph	1	\$52,748.80	\$52,748.80	\$52,748.80	\$52,748.80
Totals	Graph	2	\$49,711.90	\$46,675.00	\$46,675.00	\$52,748.80

Latitude: 40.707394 Longitude: -74.011205

Employer Name/Worksite Address	Graph	Count	Mean Wage	Median Wage	Lowest Wage	Highest Wage
NYSE MARKET (DE), INC., 11 WALL STREET, NEW YORK, NY (https://www.google.com/maps/place/11%20WALL%20STREET,NEW%20YORK,NY)	Graph	44	\$103,763.70	\$108,000.00	\$48,000.00	\$160,000.00
Totals	Graph	44	\$103,763.70	\$108,000.00	\$48,000.00	\$160,000.00

Latitude: 40.707405 Longitude: -74.010986

Employer Name/Employer Address	Graph	Count	Mean Wage	Median Wage	Lowest Wage	Highest Wage
CLOUD EQUITY GROUP SGP, LLC, 14 WALL STREET, 20TH FLOOR, NEW YORK, NY (https://www.google.com/maps/place/14%20WALL%20STREET,%2020TH%20FLOOR,NEW%20YORK,NY)	Graph	1	\$80,000.00	\$80,000.00	\$80,000.00	\$80,000.00
MTHREE CORPORATE CONSULTING LIMITED, 14 WALL STREET, NEW YORK, NY (https://www.google.com/maps/place/14%20WALL%20STREET,NEW%20YORK,NY)	Graph	1	\$60,000.00	\$60,000.00	\$60,000.00	\$60,000.00
SUN AMERICAN MANAGEMENT INC., 14 WALL STREET, 8TH FLOOR, NEW YORK, NY (https://www.google.com/maps/place/14%20WALL%20STREET,%208TH%20FLOOR,NEW%20YORK,NY)	Graph	1	\$39,520.00	\$39,520.00	\$39,520.00	\$39,520.00
VR ENG, INC., 14 WALL STREET, NEW YORK, NY (https://www.google.com/maps/place/14%20WALL%20STREET,NEW%20YORK,NY)	Graph	1	\$39,000.00	\$39,000.00	\$39,000.00	\$39,000.00
AC ACQUISITION CHINA LLC, 14 WALL STREET, NEW YORK, NY (https://www.google.com/maps/place/14%20WALL%20STREET,NEW%20YORK,NY)	Graph	2	\$44,000.00	\$40,000.00	\$40,000.00	\$48,000.00
SKIDMORE, OWINGS & MERRILL, LLP, 14 WALL STREET, NEW YORK, NY (https://www.google.com/maps/place/14%20WALL%20STREET,NEW%20YORK,NY)	Graph	2	\$65,000.00	\$60,000.00	\$60,000.00	\$70,000.00
THESTREET, INC., 14 WALL STREET, NEW YORK, NY (https://www.google.com/maps/place/14%20WALL%20STREET,NEW%20YORK,NY)	Graph	2	\$77,500.00	\$75,000.00	\$75,000.00	\$80,000.00
CELMATIX INC., 14 WALL STREET, NEW YORK, NY (https://www.google.com/maps/place/14%20WALL%20STREET,NEW%20YORK,NY)	Graph	3	\$76,980.00	\$82,500.00	\$63,440.00	\$85,000.00
SKIDMORE, OWINGS & MERRILL, LLP, 14 WALL STREET, NEW YORK, NY (https://www.google.com/maps/place/14%20WALL%20STREET,NEW%20YORK,NY)	Graph	3	\$75,530.00	\$73,590.00	\$68,000.00	\$85,000.00
SKIDMORE, OWINGS & MERRILL LLP, 14 WALL STREET, NEW YORK, NY (https://www.google.com/maps/place/14%20WALL%20STREET,NEW%20YORK,NY)	Graph	10	\$73,400.00	\$68,000.00	\$53,000.00	\$120,000.00
SKIDMORE, OWINGS & MERRILL, LLP, 14 WALL STREET, NEW YORK, NY (https://www.google.com/maps/place/14%20WALL%20STREET,NEW%20YORK,NY)	Graph	25	\$70,590.00	\$65,000.00	\$48,000.00	\$180,000.00
Totals	Graph	51	\$69,564.71	\$65,000.00	\$39,000.00	\$180,000.00

Employer Name/Worksite Address	Graph	Count	Mean Wage	Median Wage	Lowest Wage	Highest Wage
--------------------------------	-------	-------	-----------	-------------	-------------	--------------

Employer Name/Worksite Address	Graph	Count	Mean Wage	Median Wage	Lowest Wage	Highest Wage
CLOUD EQUITY GROUP SGP, LLC, 14 WALL STREET, 20TH FLOOR, NEW YORK, NY (https://www.google.com/maps/place/14%20WALL%20STREET,%2020TH%20FLOOR,NEW%20YORK,NY)	Graph	1	\$80,000.00	\$80,000.00	\$80,000.00	\$80,000.00
SUN AMERICAN MANAGEMENT INC., 14 WALL STREET, 8TH FLOOR, NEW YORK, NY (https://www.google.com/maps/place/14%20WALL%20STREET,%208TH%20FLOOR,NEW%20YORK,NY)	Graph	1	\$39,520.00	\$39,520.00	\$39,520.00	\$39,520.00
VIRTUSA CORPORATION, 14 WALL ST., NEW YORK, NY (https://www.google.com/maps/place/14%20WALL%20ST.,NEW%20YORK,NY)	Graph	5	\$107,800.00	\$110,000.00	\$100,000.00	\$114,000.00
VIRTUSA CORPORATION, 14 WALL STREET, NEW YORK, NY (https://www.google.com/maps/place/14%20WALL%20STREET,NEW%20YORK,NY)	Graph	118	\$92,157.08	\$90,000.00	\$48,000.00	\$180,000.00
VIRTUSA CORPORATION, 14 WALL ST, NEW YORK, NY (https://www.google.com/maps/place/14%20WALL%20ST,NEW%20YORK,NY)	Graph	176	\$108,972.70	\$110,000.00	\$77,000.00	\$160,000.00
Totals	Graph	301	\$102,034.06	\$105,000.00	\$39,520.00	\$180,000.00

Latitude: 40.707512 Longitude: -73.964159

Employer Name/Employer Address	Graph	Count	Mean Wage	Median Wage	Lowest Wage	Highest Wage
BEIS CHURCH LEBONS PEIKVEI BE'IKVE HATZION, 31 DIVISION AVE, BROOKLYN, NY (https://www.google.com/maps/place/31%20DIVISION%20AVE,BROOKLYN,NY)	Graph	1	\$55,000.00	\$55,000.00	\$55,000.00	\$55,000.00
Totals	Graph	1	\$55,000.00	\$55,000.00	\$55,000.00	\$55,000.00

Employer Name/Worksite Address	Graph	Count	Mean Wage	Median Wage	Lowest Wage	Highest Wage
BEIS CHURCH LEBONS PEIKVEI BE'IKVE HATZION, 31 DIVISION AVE, BROOKLYN, NY (https://www.google.com/maps/place/31%20DIVISION%20AVE,BROOKLYN,NY)	Graph	1	\$55,000.00	\$55,000.00	\$55,000.00	\$55,000.00
Totals	Graph	1	\$55,000.00	\$55,000.00	\$55,000.00	\$55,000.00

Latitude: 40.707568 Longitude: -74.007628

Employer Name/Employer Address	Graph	Count	Mean Wage	Median Wage	Lowest Wage	Highest Wage
AHRC - NYC, 83 MAIDEN LANE, NEW YORK, NY (https://www.google.com/maps/place/83%20MAIDEN%20LANE,NEW%20YORK,NY)	Graph	3	\$42,018.20	\$34,285.00	\$26,769.60	\$65,000.00
AHRC NYC, 83 MAIDEN LANE, NEW YORK, NY (https://www.google.com/maps/place/83%20MAIDEN%20LANE,NEW%20YORK,NY)	Graph	14	\$38,689.37	\$43,000.00	\$26,000.00	\$50,000.00
Totals	Graph	17	\$39,276.81	\$43,000.00	\$26,000.00	\$65,000.00

Employer Name/Worksite Address	Graph	Count	Mean Wage	Median Wage	Lowest Wage	Highest Wage
AHRC NYC, 83 MAIDEN LANE, NEW YORK, NY (https://www.google.com/maps/place/83%20MAIDEN%20LANE,NEW%20YORK,NY)	Graph	1	\$50,000.00	\$50,000.00	\$50,000.00	\$50,000.00
Totals	Graph	1	\$50,000.00	\$50,000.00	\$50,000.00	\$50,000.00

Latitude: 40.707653 Longitude: -74.007689

Employer Name/Employer Address	Graph	Count	Mean Wage	Median Wage	Lowest Wage	Highest Wage
ALCHEMY VENTURES LLC, 75 MAIDEN LANE, NEW YORK, NY (https://www.google.com/maps/place/75%20MAIDEN%20LANE,NEW%20YORK,NY)	Graph	1	\$65,000.00	\$65,000.00	\$65,000.00	\$65,000.00
BOOMSET, INC., 75 MAIDEN LANE, NEW YORK, NY (https://www.google.com/maps/place/75%20MAIDEN%20LANE,NEW%20YORK,NY)	Graph	1	\$41,600.00	\$41,600.00	\$41,600.00	\$41,600.00
DUFFY AND BRACKEN PHYSICAL THERAPY, PC, 75 MAIDEN LANE, NEW YORK, NY (https://www.google.com/maps/place/75%20MAIDEN%20LANE,NEW%20YORK,NY)	Graph	1	\$65,749.00	\$65,749.00	\$65,749.00	\$65,749.00
SOFTPATH SYSTEMS INC, 75 MAIDEN LANE, NEW YORK, NY (https://www.google.com/maps/place/75%20MAIDEN%20LANE,NEW%20YORK,NY)	Graph	6	\$77,986.13	\$71,780.80	\$57,345.60	\$90,376.00

Employer Name/Employer Address	Graph	Count	Mean Wage	Median Wage	Lowest Wage	Highest Wage
Totals	Graph	9	\$71,140.64	\$71,780.80	\$41,600.00	\$90,376.00

Employer Name/Worksite Address	Graph	Count	Mean Wage	Median Wage	Lowest Wage	Highest Wage
SOFTPATH SYSTEMS INC, 75 MAIDEN LANE, NEW YORK, NY (https://www.google.com/maps/place/75%20MAIDEN%20LANE,NEW%20YORK,NY)	Graph	3	\$62,698.20	\$65,000.00	\$57,345.60	\$65,749.00
Totals	Graph	3	\$62,698.20	\$65,000.00	\$57,345.60	\$65,749.00

Latitude: 40.707685 Longitude: -74.005887

Employer Name/Worksite Address	Graph	Count	Mean Wage	Median Wage	Lowest Wage	Highest Wage
THE ADVISORY BOARD COMPANY, 116 JOHN STREET, NEW YORK, NY (https://www.google.com/maps/place/116%20JOHN%20STREET,NEW%20YORK,NY)	Graph	1	\$86,000.00	\$86,000.00	\$86,000.00	\$86,000.00
Totals	Graph	1	\$86,000.00	\$86,000.00	\$86,000.00	\$86,000.00

Latitude: 40.707692 Longitude: -74.009824

Employer Name/Employer Address	Graph	Count	Mean Wage	Median Wage	Lowest Wage	Highest Wage
21ST CENTURY UNITED MEDIA CO. LTD., ONE CHASE MANHATTAN PLAZA, NEW YORK, NY (https://www.google.com/maps/place/ONE%20CHASE%20MANHATTAN%20PLAZA,NEW%20YORK,NY)	Graph	2	\$63,336.00	\$63,336.00	\$63,336.00	\$63,336.00
Totals	Graph	2	\$63,336.00	\$63,336.00	\$63,336.00	\$63,336.00

Employer Name/Worksite Address	Graph	Count	Mean Wage	Median Wage	Lowest Wage	Highest Wage
INFINITY TECH GROUP INC., 1 CHASE MANHATTAN PLAZA, NEW YORK, NY (https://www.google.com/maps/place/1%20CHASE%20MANHATTAN%20PLAZA,NEW%20YORK,NY)	Graph	2	\$85,000.00	\$85,000.00	\$85,000.00	\$85,000.00
Totals	Graph	2	\$85,000.00	\$85,000.00	\$85,000.00	\$85,000.00

Latitude: 40.707694 Longitude: -74.005706

Employer Name/Employer Address	Graph	Count	Mean Wage	Median Wage	Lowest Wage	Highest Wage
ARCHI-TECTONICS NYC LLC, 111 JOHN STREET, NEW YORK, NY (https://www.google.com/maps/place/111%20JOHN%20STREET,NEW%20YORK,NY)	Graph	1	\$45,760.00	\$45,760.00	\$45,760.00	\$45,760.00
ARCHI-TECTONICS,NYC, LLC, 111 JOHN STREET, NEW YORK, NY (https://www.google.com/maps/place/111%20JOHN%20STREET,NEW%20YORK,NY)	Graph	1	\$42,000.00	\$42,000.00	\$42,000.00	\$42,000.00
ELKE A HOFMANN LAW PLLC, 111 JOHN STREET, NY, NY (https://www.google.com/maps/place/111%20JOHN%20STREET,NY,NY)	Graph	1	\$65,000.00	\$65,000.00	\$65,000.00	\$65,000.00
IMPERATIVE ADVISORS, LLC, 111 JOHN STREET, SUITE 240, NEW YORK, NY (https://www.google.com/maps/place/111%20JOHN%20STREET,%20SUITE%20240,NEW%20YORK,NY)	Graph	1	\$67,000.00	\$67,000.00	\$67,000.00	\$67,000.00
MELK URBAN DESIGN LLC, 111 JOHN STREET, SUITE 2650, NEW YORK, NY (https://www.google.com/maps/place/111%20JOHN%20STREET,%20SUITE%202650,NEW%20YORK,NY)	Graph	1	\$50,000.00	\$50,000.00	\$50,000.00	\$50,000.00
THE AFIKIM FOUNDATION, 111 JOHN STREET, NEW YORK, NY (https://www.google.com/maps/place/111%20JOHN%20STREET,NEW%20YORK,NY)	Graph	1	\$83,200.00	\$83,200.00	\$83,200.00	\$83,200.00
VLIXES LLC, 111 JOHN STREET, SUITE 240, NEW YORK, NY (https://www.google.com/maps/place/111%20JOHN%20STREET,%20SUITE%20240,NEW%20YORK,NY)	Graph	1	\$96,000.00	\$96,000.00	\$96,000.00	\$96,000.00
CHANGE GROUP AMERICAS INC., 111 JOHN STREET 19TH FLOOR, NEW YORK, NY (https://www.google.com/maps/place/111%20JOHN%20STREET%2019TH%20FLOOR,NEW%20YORK,NY)	Graph	2	\$56,000.00	\$56,000.00	\$56,000.00	\$56,000.00
DANYA CEBUS CONSTRUCTION LLC, 111 JOHN STREET, NEW YORK, NY (https://www.google.com/maps/place/111%20JOHN%20STREET,NEW%20YORK,NY)	Graph	2	\$115,374.50	\$65,749.00	\$65,749.00	\$165,000.00
JANE ORGEL PC, 111 JOHN STREET, NEW YORK, NY (https://www.google.com/maps/place/111%20JOHN%20STREET,NEW%20YORK,NY)	Graph	2	\$37,898.40	\$35,796.80	\$35,796.80	\$40,000.00

Employer Name/Employer Address	Graph	Count	Mean Wage	Median Wage	Lowest Wage	Highest Wage
KEL-MAR DESIGNS, INC, 111 JOHN STREET, NEW YORK, NY (https://www.google.com/maps/place/111%20JOHN%20STREET,NEW%20YORK,NY)	Graph	2	\$63,132.00	\$56,264.00	\$56,264.00	\$70,000.00
Totals	Graph	15	\$66,251.32	\$56,264.00	\$35,796.80	\$165,000.00

Employer Name/Worksite Address	Graph	Count	Mean Wage	Median Wage	Lowest Wage	Highest Wage
GLOBALPOINT, INC., 111 JOHN STREET, SUITE 450, NEW YORK, NY (https://www.google.com/maps/place/111%20JOHN%20STREET,%20SUITE%20450,NEW%20YORK,NY)	Graph	1	\$60,000.00	\$60,000.00	\$60,000.00	\$60,000.00
IMPERATIVE ADVISORS, LLC, 111 JOHN STREET, SUITE 240, NEW YORK, NY (https://www.google.com/maps/place/111%20JOHN%20STREET,%20SUITE%20240,NEW%20YORK,NY)	Graph	1	\$67,000.00	\$67,000.00	\$67,000.00	\$67,000.00
MELK URBAN DESIGN LLC, 111 JOHN STREET, SUITE 2650, NEW YORK, NY (https://www.google.com/maps/place/111%20JOHN%20STREET,%20SUITE%202650,NEW%20YORK,NY)	Graph	1	\$50,000.00	\$50,000.00	\$50,000.00	\$50,000.00
CHANGE GROUP AMERICAS INC., 111 JOHN STREET 19TH FLOOR, NEW YORK, NY (https://www.google.com/maps/place/111%20JOHN%20STREET%2019TH%20FLOOR,NEW%20YORK,NY)	Graph	2	\$56,000.00	\$56,000.00	\$56,000.00	\$56,000.00
FRESH DIGITAL, INC., 111 JOHN STREET, SUITE 420, NEW YORK, NY (https://www.google.com/maps/place/111%20JOHN%20STREET,%20SUITE%20420,NEW%20YORK,NY)	Graph	2	\$42,796.00	\$38,916.80	\$38,916.80	\$46,675.20
JANE ORGEL PC, 111 JOHN STREET, NEW YORK, NY (https://www.google.com/maps/place/111%20JOHN%20STREET,NEW%20YORK,NY)	Graph	10	\$68,156.98	\$56,264.00	\$35,796.80	\$165,000.00
Totals	Graph	17	\$62,127.16	\$56,000.00	\$35,796.80	\$165,000.00

Latitude: 40.707717 Longitude: -73.802541

Employer Name/Employer Address	Graph	Count	Mean Wage	Median Wage	Lowest Wage	Highest Wage
GREAT HEIGHTS CONSULTING CORP., 159-24 HILLSIDE AVENUE, JAMAICA, NY (https://www.google.com/maps/place/159-24%20HILLSIDE%20AVENUE,JAMAICA,NY)	Graph	1	\$86,653.00	\$86,653.00	\$86,653.00	\$86,653.00
Totals	Graph	1	\$86,653.00	\$86,653.00	\$86,653.00	\$86,653.00

Employer Name/Worksite Address	Graph	Count	Mean Wage	Median Wage	Lowest Wage	Highest Wage
GREAT HEIGHTS CONSULTING CORP., 159-24 HILLSIDE AVENUE, JAMAICA, NY (https://www.google.com/maps/place/159-24%20HILLSIDE%20AVENUE,JAMAICA,NY)	Graph	1	\$86,653.00	\$86,653.00	\$86,653.00	\$86,653.00
Totals	Graph	1	\$86,653.00	\$86,653.00	\$86,653.00	\$86,653.00

Latitude: 40.707752 Longitude: -74.011791

Employer Name/Worksite Address	Graph	Count	Mean Wage	Median Wage	Lowest Wage	Highest Wage
POLARIS SOLUTIONS, LLC, 100 BROADWAY, NEW YORK, NY (https://www.google.com/maps/place/100%20BROADWAY,NEW%20YORK,NY)	Graph	1	\$64,813.00	\$64,813.00	\$64,813.00	\$64,813.00
Totals	Graph	1	\$64,813.00	\$64,813.00	\$64,813.00	\$64,813.00

Latitude: 40.707776 Longitude: -74.011604

Employer Name/Employer Address	Graph	Count	Mean Wage	Median Wage	Lowest Wage	Highest Wage
FUYI INFORMATION CONSULTING USA INC, 2 WALL STREET 8TH FLOOR, NEW YORK, NY (https://www.google.com/maps/place/2%20WALL%20STREET%208TH%20FLOOR,NEW%20YORK,NY)	Graph	1	\$46,675.20	\$46,675.20	\$46,675.20	\$46,675.20
PRIORITY MERCHANTS INC, 2 WALL STREET, 8TH FLOOR, NEW YORK, NY (https://www.google.com/maps/place/2%20WALL%20STREET,%208TH%20FLOOR,NEW%20YORK,NY)	Graph	1	\$39,520.00	\$39,520.00	\$39,520.00	\$39,520.00
THE WALL STREET TIMES INC, 2 WALL STREET, 8TH FLOOR, NEW YORK, NY (https://www.google.com/maps/place/2%20WALL%20STREET,%208TH%20FLOOR,NEW%20YORK,NY)	Graph	1	\$46,675.20	\$46,675.20	\$46,675.20	\$46,675.20
WALL STREET TEA HOUSE INC, 2 WALL ST 8TH FLOOR, NEW YORK, NY (https://www.google.com/maps/place/2%20WALL%20ST%208TH%20FLOOR,NEW%20YORK,NY)	Graph	1	\$44,428.80	\$44,428.80	\$44,428.80	\$44,428.80

Employer Name/Employer Address	Graph	Count	Mean Wage	Median Wage	Lowest Wage	Highest Wage
LINKFUN CULTURE & EDUCATION USA INC, 2 WALL STREET 8TH FLOOR, NEW YORK, NY (https://www.google.com/maps/place/2%20WALL%20STREET%208TH%20FLOOR,NEW%20YORK,NY)	Graph	2	\$52,010.40	\$46,675.20	\$46,675.20	\$57,345.60
Totals	Graph	6	\$46,886.67	\$46,675.20	\$39,520.00	\$57,345.60

Employer Name/Worksite Address	Graph	Count	Mean Wage	Median Wage	Lowest Wage	Highest Wage
SERRAVIEW AMERICA, INC., 2 WALL STREET, NEW YORK, NY (https://www.google.com/maps/place/2%20WALL%20STREET,NEW%20YORK,NY)	Graph	1	\$125,000.00	\$125,000.00	\$125,000.00	\$125,000.00
SERRAVIEW AMERICA, INC., 2 WALL STREET, SUITE 1020, NEW YORK, NY (https://www.google.com/maps/place/2%20WALL%20STREET,%20SUITE%201020,NEW%20YORK,NY)	Graph	1	\$120,000.00	\$120,000.00	\$120,000.00	\$120,000.00
Totals	Graph	2	\$122,500.00	\$120,000.00	\$120,000.00	\$125,000.00

Latitude: 40.707796 Longitude: -74.011584

Employer Name/Employer Address	Graph	Count	Mean Wage	Median Wage	Lowest Wage	Highest Wage
POLARIS SOLUTIONS, LLC, 100 BROADWAY, 7TH FLOOR, NEW YORK, NY (https://www.google.com/maps/place/100%20BROADWAY,%207TH%20FLOOR,NEW%20YORK,NY)	Graph	1	\$64,813.00	\$64,813.00	\$64,813.00	\$64,813.00
TOMMY JOHN, 100 BROADWAY, NEW YORK, NY (https://www.google.com/maps/place/100%20BROADWAY,NEW%20YORK,NY)	Graph	1	\$87,550.00	\$87,550.00	\$87,550.00	\$87,550.00
DKMS AMERICAS, 100 BROADWAY, NEW YORK, NY (https://www.google.com/maps/place/100%20BROADWAY,NEW%20YORK,NY)	Graph	2	\$92,000.00	\$74,000.00	\$74,000.00	\$110,000.00
BURO HAPPOLD, INC., 100 BROADWAY, NEW YORK, NY (https://www.google.com/maps/place/100%20BROADWAY,NEW%20YORK,NY)	Graph	3	\$85,166.67	\$84,000.00	\$66,500.00	\$105,000.00
POLARIS SOLUTIONS, LLC, 100 BROADWAY, NEW YORK, NY (https://www.google.com/maps/place/100%20BROADWAY,NEW%20YORK,NY)	Graph	11	\$75,007.27	\$64,813.00	\$64,813.00	\$116,640.00
Totals	Graph	18	\$78,719.06	\$64,813.00	\$64,813.00	\$116,640.00

Employer Name/Worksite Address	Graph	Count	Mean Wage	Median Wage	Lowest Wage	Highest Wage
POLARIS SOLUTIONS, LLC, 100 BROADWAY, 7TH FLOOR, NEW YORK, NY (https://www.google.com/maps/place/100%20BROADWAY,%207TH%20FLOOR,NEW%20YORK,NY)	Graph	1	\$64,813.00	\$64,813.00	\$64,813.00	\$64,813.00
POLARIS SOLUTIONS, LLC, 100 BROADWAY, NEW YORK, NY (https://www.google.com/maps/place/100%20BROADWAY,NEW%20YORK,NY)	Graph	20	\$83,580.55	\$69,462.00	\$50,003.00	\$180,258.00
Totals	Graph	21	\$82,686.86	\$69,462.00	\$50,003.00	\$180,258.00

Latitude: 40.707837 Longitude: -74.008516

Employer Name/Employer Address	Graph	Count	Mean Wage	Median Wage	Lowest Wage	Highest Wage
BROADWAY TECHNOLOGY LLC, 28 LIBERTY STREET, NEW YORK, NY (https://www.google.com/maps/place/28%20LIBERTY%20STREET,NEW%20YORK,NY)	Graph	1	\$175,000.00	\$175,000.00	\$175,000.00	\$175,000.00
HAWKINS DELAFIELD & WOOD LLP, 28 LIBERTY STREET, NEW YORK, NY (https://www.google.com/maps/place/28%20LIBERTY%20STREET,NEW%20YORK,NY)	Graph	1	\$52,000.00	\$52,000.00	\$52,000.00	\$52,000.00
IRONSHORE INSURANCE SERVICES LLC, 28 LIBERTY STREET, NEW YORK, NY (https://www.google.com/maps/place/28%20LIBERTY%20STREET,NEW%20YORK,NY)	Graph	1	\$46,675.00	\$46,675.00	\$46,675.00	\$46,675.00
BEYONDSPRING PHARMACEUTICALS, INC., 28 LIBERTY STREET, NEW YORK, NY (https://www.google.com/maps/place/28%20LIBERTY%20STREET,NEW%20YORK,NY)	Graph	2	\$57,684.80	\$55,369.60	\$55,369.60	\$60,000.00
FOSUN INTERNATIONAL LIMITED, 28 LIBERTY STREET, NEW YORK, NY (https://www.google.com/maps/place/28%20LIBERTY%20STREET,NEW%20YORK,NY)	Graph	2	\$38,771.20	\$38,771.20	\$38,771.20	\$38,771.20
MILBANK, TWEED, HADLEY & MCCLOY LLP, 28 LIBERTY STREET, NEW YORK, NY (https://www.google.com/maps/place/28%20LIBERTY%20STREET,NEW%20YORK,NY)	Graph	2	\$182,672.00	\$175,344.00	\$175,344.00	\$190,000.00
MILBANK, TWEED, HADLEY AND MCCLOY LLP, 28 LIBERTY STREET, NEW YORK, NY (https://www.google.com/maps/place/28%20LIBERTY%20STREET,NEW%20YORK,NY)	Graph	2	\$262,500.00	\$210,000.00	\$210,000.00	\$315,000.00

Employer Name/Employer Address	Graph	Count	Mean Wage	Median Wage	Lowest Wage	Highest Wage
SUMMIT GLORY LLC, 28 LIBERTY STREET, NEW YORK, NY (https://www.google.com/maps/place/28%20LIBERTY%20STREET,NEW%20YORK,NY)	Graph	2	\$102,872.00	\$55,744.00	\$55,744.00	\$150,000.00
MILBANK, TWEED, HADLEY & MCCLOY LLP, 28 LIBERTY STREET, NEW YORK, NY (https://www.google.com/maps/place/28%20LIBERTY%20STREET,NEW%20YORK,NY)	Graph	8	\$203,125.00	\$180,000.00	\$180,000.00	\$315,000.00
EVERCORE MANAGEMENT CORPORATION, 28 LIBERTY STREET, NEW YORK, NY (https://www.google.com/maps/place/28%20LIBERTY%20STREET,NEW%20YORK,NY)	Graph	10	\$110,489.28	\$65,748.80	\$65,748.80	\$271,200.00
Totals	Graph	31	\$138,469.93	\$150,000.00	\$38,771.20	\$315,000.00

Employer Name/Worksite Address	Graph	Count	Mean Wage	Median Wage	Lowest Wage	Highest Wage
ALLIANZ GLOBAL RISKS US INSURANCE COMPANY, 28 LIBERTY ST., NEW YORK, NY (https://www.google.com/maps/place/28%20LIBERTY%20ST.,NEW%20YORK,NY)	Graph	2	\$88,802.50	\$66,000.00	\$66,000.00	\$111,605.00
RKTEK, LLC, 28 LIBERTY STREET, NEW YORK, NY (https://www.google.com/maps/place/28%20LIBERTY%20STREET,NEW%20YORK,NY)	Graph	32	\$140,818.69	\$150,000.00	\$38,771.20	\$315,000.00
Totals	Graph	34	\$137,758.92	\$124,800.00	\$38,771.20	\$315,000.00

Latitude: 40.707863 Longitude: -74.013037

Employer Name/Employer Address	Graph	Count	Mean Wage	Median Wage	Lowest Wage	Highest Wage
KELMAN, WINSTON & VALLONE, P.C., 2 RECTOR STREET, NEW YORK, NY (https://www.google.com/maps/place/2%20RECTOR%20STREET,NEW%20YORK,NY)	Graph	1	\$37,700.00	\$37,700.00	\$37,700.00	\$37,700.00
Totals	Graph	1	\$37,700.00	\$37,700.00	\$37,700.00	\$37,700.00

Employer Name/Worksite Address	Graph	Count	Mean Wage	Median Wage	Lowest Wage	Highest Wage
KELMAN, WINSTON & VALLONE, P.C., 2 RECTOR STREET, NEW YORK, NY (https://www.google.com/maps/place/2%20RECTOR%20STREET,NEW%20YORK,NY)	Graph	1	\$37,700.00	\$37,700.00	\$37,700.00	\$37,700.00
Totals	Graph	1	\$37,700.00	\$37,700.00	\$37,700.00	\$37,700.00

Latitude: 40.707866 Longitude: -74.013708

Employer Name/Employer Address	Graph	Count	Mean Wage	Median Wage	Lowest Wage	Highest Wage
BOUNDLESS PLAINS LLC, 88 GREENWICH STREET, NEW YORK, NY (https://www.google.com/maps/place/88%20GREENWICH%20STREET,NEW%20YORK,NY)	Graph	2	\$58,000.00	\$58,000.00	\$58,000.00	\$58,000.00
Totals	Graph	2	\$58,000.00	\$58,000.00	\$58,000.00	\$58,000.00

Employer Name/Worksite Address	Graph	Count	Mean Wage	Median Wage	Lowest Wage	Highest Wage
BOUNDLESS PLAINS LLC, 88 GREENWICH STREET, NEW YORK, NY (https://www.google.com/maps/place/88%20GREENWICH%20STREET,NEW%20YORK,NY)	Graph	2	\$58,000.00	\$58,000.00	\$58,000.00	\$58,000.00
Totals	Graph	2	\$58,000.00	\$58,000.00	\$58,000.00	\$58,000.00

Latitude: 40.707866 Longitude: -74.004451

Employer Name/Employer Address	Graph	Count	Mean Wage	Median Wage	Lowest Wage	Highest Wage
HAWKING LLC, 40 FULTON STREET, NEW YORK, NY (https://www.google.com/maps/place/40%20FULTON%20STREET,NEW%20YORK,NY)	Graph	1	\$75,000.00	\$75,000.00	\$75,000.00	\$75,000.00
INTERNATIONAL CENTER FOR TRANSITIONAL JUSTICE, 40 FULTON STREET, NEW YORK, NY (https://www.google.com/maps/place/40%20FULTON%20STREET,NEW%20YORK,NY)	Graph	2	\$61,124.00	\$56,000.00	\$56,000.00	\$66,248.00
Totals	Graph	3	\$65,749.33	\$66,248.00	\$56,000.00	\$75,000.00

Employer Name/Worksite Address	Graph	Count	Mean Wage	Median Wage	Lowest Wage	Highest Wage
STRIKE IT US LLC, 40 FULTON ST, NEW YORK, NY (https://www.google.com/maps/place/40%20FULTON%20ST,NEW%20YORK,NY)	Graph	1	\$200,200.00	\$200,200.00	\$200,200.00	\$200,200.00
SAPIENT CORPORATION, 40 FULTON STREET, NEW YORK, NY (https://www.google.com/maps/place/40%20FULTON%20STREET,NEW%20YORK,NY)	Graph	42	\$121,542.34	\$125,000.00	\$56,000.00	\$186,696.00
Totals	Graph	43	\$123,371.59	\$125,000.00	\$56,000.00	\$200,200.00

Latitude: 40.7079 Longitude: -73.828291

Employer Name/Worksite Address	Graph	Count	Mean Wage	Median Wage	Lowest Wage	Highest Wage
INFORICK CORP., ACCESS INSTITUTE, KEW GARDENS, NY (https://www.google.com/maps/place/ACCESS%20INSTITUTE,KEW%20GARDENS,NY)	Graph	3	\$55,910.13	\$55,910.00	\$55,910.00	\$55,910.40
Totals	Graph	3	\$55,910.13	\$55,910.00	\$55,910.00	\$55,910.40

Latitude: 40.707959 Longitude: -73.795288

Employer Name/Employer Address	Graph	Count	Mean Wage	Median Wage	Lowest Wage	Highest Wage
QUEENS BOROUGH PUBLIC LIBRARY, 89-11 MERRICK BOULEVARD, JAMAICA, NY (https://www.google.com/maps/place/89-11%20MERRICK%20BOULEVARD,JAMAICA,NY)	Graph	1	\$135,960.00	\$135,960.00	\$135,960.00	\$135,960.00
Totals	Graph	1	\$135,960.00	\$135,960.00	\$135,960.00	\$135,960.00

Employer Name/Worksite Address	Graph	Count	Mean Wage	Median Wage	Lowest Wage	Highest Wage
BIZIT CONSULTANTS, INC., 89-11 MERRICK BLVD, JAMAICA, NY (https://www.google.com/maps/place/89-11%20MERRICK%20BLVD,JAMAICA,NY)	Graph	1	\$124,000.00	\$124,000.00	\$124,000.00	\$124,000.00
QUEENS BOROUGH PUBLIC LIBRARY, 89-11 MERRICK BOULEVARD, JAMAICA, NY (https://www.google.com/maps/place/89-11%20MERRICK%20BOULEVARD,JAMAICA,NY)	Graph	1	\$135,960.00	\$135,960.00	\$135,960.00	\$135,960.00
Totals	Graph	2	\$129,980.00	\$124,000.00	\$124,000.00	\$135,960.00

Latitude: 40.707976 Longitude: -74.010816

Employer Name/Worksite Address	Graph	Count	Mean Wage	Median Wage	Lowest Wage	Highest Wage
UST GLOBAL INC., 9 PINE STREET, NEW YORK, NY (https://www.google.com/maps/place/9%20PINE%20STREET,NEW%20YORK,NY)	Graph	1	\$72,760.00	\$72,760.00	\$72,760.00	\$72,760.00
Totals	Graph	1	\$72,760.00	\$72,760.00	\$72,760.00	\$72,760.00

Latitude: 40.707977 Longitude: -73.860674

Employer Name/Employer Address	Graph	Count	Mean Wage	Median Wage	Lowest Wage	Highest Wage
VOLTAMP ELECTRICAL CONTRACTORS, INC, 88-55 76TH AVENUE, GLENDALE, NY (https://www.google.com/maps/place/88-55%2076TH%20AVENUE,GLENDALE,NY)	Graph	1	\$68,868.80	\$68,868.80	\$68,868.80	\$68,868.80
Totals	Graph	1	\$68,868.80	\$68,868.80	\$68,868.80	\$68,868.80

Employer Name/Worksite Address	Graph	Count	Mean Wage	Median Wage	Lowest Wage	Highest Wage
VOLTAMP ELECTRICAL CONTRACTORS, INC, 88-55 76TH AVENUE, GLENDALE, NY (https://www.google.com/maps/place/88-55%2076TH%20AVENUE,GLENDALE,NY)	Graph	1	\$68,868.80	\$68,868.80	\$68,868.80	\$68,868.80
Totals	Graph	1	\$68,868.80	\$68,868.80	\$68,868.80	\$68,868.80

Latitude: 40.708022 Longitude: -74.007969

Employer Name/Worksite Address	Graph	Count	Mean Wage	Median Wage	Lowest Wage	Highest Wage
CONSULTADD INC, 28, LIBERTY STREET, NEW YORK, NY (https://www.google.com/maps/place/28,%20LIBERTY%20STREET,NEW%20YORK,NY)	Graph	1	\$65,000.00	\$65,000.00	\$65,000.00	\$65,000.00
Totals	Graph	1	\$65,000.00	\$65,000.00	\$65,000.00	\$65,000.00

Latitude: 40.708036 Longitude: -73.952545

Employer Name/Worksite Address	Graph	Count	Mean Wage	Median Wage	Lowest Wage	Highest Wage
NUESTROS NINOS D.C.C. INC., 384 S 4TH ST., BROOKLYN, NY (https://www.google.com/maps/place/384%20S%204TH%20ST.,BROOKLYN,NY)	Graph	1	\$41,000.00	\$41,000.00	\$41,000.00	\$41,000.00
Totals	Graph	1	\$41,000.00	\$41,000.00	\$41,000.00	\$41,000.00

Employer Name/Worksite Address	Graph	Count	Mean Wage	Median Wage	Lowest Wage	Highest Wage
NUESTROS NINOS D.C.C. INC., 384 S 4TH ST., BROOKLYN, NY (https://www.google.com/maps/place/384%20S%204TH%20ST.,BROOKLYN,NY)	Graph	1	\$41,000.00	\$41,000.00	\$41,000.00	\$41,000.00
Totals	Graph	1	\$41,000.00	\$41,000.00	\$41,000.00	\$41,000.00

Latitude: 40.708043 Longitude: -73.999279

Employer Name/Worksite Address	Graph	Count	Mean Wage	Median Wage	Lowest Wage	Highest Wage
ASPIRE SYSTEMS, INC., 1 FDR DRIVE, NEW YORK, NY (https://www.google.com/maps/place/1%20FDR%20DRIVE,NEW%20YORK,NY)	Graph	2	\$125,000.00	\$125,000.00	\$125,000.00	\$125,000.00
Totals	Graph	2	\$125,000.00	\$125,000.00	\$125,000.00	\$125,000.00

Latitude: 40.708068 Longitude: -74.007821

Employer Name/Worksite Address	Graph	Count	Mean Wage	Median Wage	Lowest Wage	Highest Wage
VANESSA LESSA INC, 90 WILLIAM STREET, NEW YORK, NY (https://www.google.com/maps/place/90%20WILLIAM%20STREET,NEW%20YORK,NY)	Graph	1	\$50,000.00	\$50,000.00	\$50,000.00	\$50,000.00
Totals	Graph	1	\$50,000.00	\$50,000.00	\$50,000.00	\$50,000.00

Employer Name/Worksite Address	Graph	Count	Mean Wage	Median Wage	Lowest Wage	Highest Wage
STATE STREET BANK AND TRUST COMPANY, 90 WILLIAM STREET, NEW YORK, NY (https://www.google.com/maps/place/90%20WILLIAM%20STREET,NEW%20YORK,NY)	Graph	2	\$74,000.00	\$50,000.00	\$50,000.00	\$98,000.00
Totals	Graph	2	\$74,000.00	\$50,000.00	\$50,000.00	\$98,000.00

Latitude: 40.708077 Longitude: -74.014368

Employer Name/Worksite Address	Graph	Count	Mean Wage	Median Wage	Lowest Wage	Highest Wage
GOLDEN SEAHORSE LLC, 99 WASHINGTON ST., NEW YORK, NY (https://www.google.com/maps/place/99%20WASHINGTON%20ST.,NEW%20YORK,NY)	Graph	1	\$55,764.80	\$55,764.80	\$55,764.80	\$55,764.80
PAMTEN, INC., NYS ITS, 15TH FLOOR, NY (https://www.google.com/maps/place/NYS%20ITS,15TH%20FLOOR,NY)	Graph	1	\$75,000.00	\$75,000.00	\$75,000.00	\$75,000.00
Totals	Graph	2	\$65,382.40	\$55,764.80	\$55,764.80	\$75,000.00

Latitude: 40.70819 Longitude: -73.942768

Employer Name/Employer Address	Graph	Count	Mean Wage	Median Wage	Lowest Wage	Highest Wage
EVERYDAY INC., 161 MESEROLE STREET, BROOKLYN, NY (https://www.google.com/maps/place/161%20MESEROLE%20STREET,BROOKLYN,NY)	Graph	1	\$52,000.00	\$52,000.00	\$52,000.00	\$52,000.00
Totals	Graph	1	\$52,000.00	\$52,000.00	\$52,000.00	\$52,000.00

Employer Name/Worksite Address	Graph	Count	Mean Wage	Median Wage	Lowest Wage	Highest Wage
EVERYDAY INC., 161 MESEROLE STREET, BROOKLYN, NY (https://www.google.com/maps/place/161%20MESEROLE%20STREET,BROOKLYN,NY)	Graph	1	\$52,000.00	\$52,000.00	\$52,000.00	\$52,000.00
Totals	Graph	1	\$52,000.00	\$52,000.00	\$52,000.00	\$52,000.00

Latitude: 40.708193 Longitude: -74.005484

Employer Name/Employer Address	Graph	Count	Mean Wage	Median Wage	Lowest Wage	Highest Wage
HOLE IN THE WALL COFFEE LLC, 15 CLIFF STREET, NEW YORK, NY (https://www.google.com/maps/place/15%20CLIFF%20STREET,NEW%20YORK,NY)	Graph	1	\$52,000.00	\$52,000.00	\$52,000.00	\$52,000.00
Totals	Graph	1	\$52,000.00	\$52,000.00	\$52,000.00	\$52,000.00

Employer Name/Worksite Address	Graph	Count	Mean Wage	Median Wage	Lowest Wage	Highest Wage
HOLE IN THE WALL COFFEE LLC, 15 CLIFF STREET, NEW YORK, NY (https://www.google.com/maps/place/15%20CLIFF%20STREET,NEW%20YORK,NY)	Graph	1	\$52,000.00	\$52,000.00	\$52,000.00	\$52,000.00
HOLE IN THE WALL COFFEE LLC, 15 CLIFF ST, NEW YORK, NY (https://www.google.com/maps/place/15%20CLIFF%20ST,NEW%20YORK,NY)	Graph	2	\$100,453.60	\$95,888.00	\$95,888.00	\$105,019.20
Totals	Graph	3	\$84,302.40	\$95,888.00	\$52,000.00	\$105,019.20

Latitude: 40.708236 Longitude: -74.010541

Employer Name/Worksite Address	Graph	Count	Mean Wage	Median Wage	Lowest Wage	Highest Wage
SIAM TRADING INC, 555 JOHNSON AVE, BROOKLYN, NY (https://www.google.com/maps/place/555%20JOHNSON%20AVE,BROOKLYN,NY)	Graph	1	\$55,764.80	\$55,764.80	\$55,764.80	\$55,764.80
SUN TRADING LLC, 120 BROADWAY, NEW YORK, NY (https://www.google.com/maps/place/120%20BROADWAY,NEW%20YORK,NY)	Graph	6	\$101,358.97	\$95,160.00	\$53,060.80	\$145,000.00
Totals	Graph	7	\$94,845.51	\$95,160.00	\$53,060.80	\$145,000.00

Latitude: 40.708306 Longitude: -74.006782

Employer Name/Employer Address	Graph	Count	Mean Wage	Median Wage	Lowest Wage	Highest Wage
GOHOV LLC, 90 JOHN STREET, SUITE 304, NEW YORK, NY (https://www.google.com/maps/place/90%20JOHN%20STREET,%20SUITE%20304,NEW%20YORK,NY)	Graph	1	\$110,000.00	\$110,000.00	\$110,000.00	\$110,000.00
NETWORK INFRASTRUCTURE TECHNOLOGIES INC., 90 JOHN STREET, NEW YORK, NY (https://www.google.com/maps/place/90%20%20JOHN%20STREET,NEW%20YORK,NY)	Graph	1	\$140,000.00	\$140,000.00	\$140,000.00	\$140,000.00
Totals	Graph	2	\$125,000.00	\$110,000.00	\$110,000.00	\$140,000.00

Employer Name/Worksite Address	Graph	Count	Mean Wage	Median Wage	Lowest Wage	Highest Wage
GOHOV LLC, 90 JOHN STREET, SUITE 304, NEW YORK, NY (https://www.google.com/maps/place/90%20JOHN%20STREET,%20SUITE%20304,NEW%20YORK,NY)	Graph	1	\$110,000.00	\$110,000.00	\$110,000.00	\$110,000.00
NETWORK INFRASTRUCTURE TECHNOLOGIES INC., 90 JOHN ST, NEW YORK, NY (https://www.google.com/maps/place/90%20JOHN%20ST,NEW%20YORK,NY)	Graph	1	\$140,000.00	\$140,000.00	\$140,000.00	\$140,000.00
Totals	Graph	2	\$125,000.00	\$110,000.00	\$110,000.00	\$140,000.00

Latitude: 40.708327 Longitude: -74.014505

Employer Name/Employer Address	Graph	Count	Mean Wage	Median Wage	Lowest Wage	Highest Wage
MP ENGINEERS, P.C., 40 RECTOR STREET, NEW YORK, NY (https://www.google.com/maps/place/40%20RECTOR%20STREET,NEW%20YORK,NY)	Graph	1	\$59,904.00	\$59,904.00	\$59,904.00	\$59,904.00
MP ENGINEERS, P.C., 40 RECTOR STREET, SUITE 1020B, NEW YORK, NY (https://www.google.com/maps/place/40%20RECTOR%20STREET,%20SUITE%201020B,NEW%20YORK,NY)	Graph	1	\$87,360.00	\$87,360.00	\$87,360.00	\$87,360.00
TURING TECH LLC., 40 RECTOR STREET, NEW YORK, NY (https://www.google.com/maps/place/40%20RECTOR%20STREET,NEW%20YORK,NY)	Graph	1	\$100,000.00	\$100,000.00	\$100,000.00	\$100,000.00
Totals	Graph	3	\$82,421.33	\$87,360.00	\$59,904.00	\$100,000.00

Employer Name/Worksite Address	Graph	Count	Mean Wage	Median Wage	Lowest Wage	Highest Wage
MP ENGINEERS, P.C., 40 RECTOR STREET, SUITE 1020B, NEW YORK, NY (https://www.google.com/maps/place/40%20RECTOR%20STREET,%20SUITE%201020B,NEW%20YORK,NY)	Graph	1	\$87,360.00	\$87,360.00	\$87,360.00	\$87,360.00
SYNECHRON, INC., 40 RECTOR STREET, NEW YORK CITY, NY (https://www.google.com/maps/place/40%20RECTOR%20STREET,NEW%20YORK%20CITY,NY)	Graph	1	\$112,121.00	\$112,121.00	\$112,121.00	\$112,121.00
TURING TECH LLC., 40 RECTOR ST, NEW YORK, NY (https://www.google.com/maps/place/40%20RECTOR%20ST,NEW%20YORK,NY)	Graph	1	\$100,000.00	\$100,000.00	\$100,000.00	\$100,000.00
SYNECHRON, INC., 40 RECTOR STREET, NEW YORK, NY (https://www.google.com/maps/place/40%20RECTOR%20STREET,NEW%20YORK,NY)	Graph	20	\$82,872.55	\$90,813.00	\$71,781.00	\$98,951.00
Totals	Graph	23	\$85,084.00	\$90,813.00	\$71,781.00	\$112,121.00

Latitude: 40.708328 Longitude: -74.014271

Employer Name/Employer Address	Graph	Count	Mean Wage	Median Wage	Lowest Wage	Highest Wage
AMAZON RESTAURANT & BAR INC., 103 WASHINGTON STREET, NEW YORK, NY (https://www.google.com/maps/place/103%20WASHINGTON%20STREET,NEW%20YORK,NY)	Graph	1	\$52,062.40	\$52,062.40	\$52,062.40	\$52,062.40
GOLDEN SEAHORSE LLC, 103 WASHINGTON ST., NEW YORK, NY (https://www.google.com/maps/place/103%20WASHINGTON%20ST,NEW%20YORK,NY)	Graph	1	\$55,764.80	\$55,764.80	\$55,764.80	\$55,764.80
Totals	Graph	2	\$53,913.60	\$52,062.40	\$52,062.40	\$55,764.80

Employer Name/Worksite Address	Graph	Count	Mean Wage	Median Wage	Lowest Wage	Highest Wage
AMAZON RESTAURANT & BAR INC., 103 WASHINGTON STREET, NEW YORK, NY (https://www.google.com/maps/place/103%20WASHINGTON%20STREET,NEW%20YORK,NY)	Graph	1	\$52,062.40	\$52,062.40	\$52,062.40	\$52,062.40
Totals	Graph	1	\$52,062.40	\$52,062.40	\$52,062.40	\$52,062.40

Latitude: 40.708352 Longitude: -74.00754

Employer Name/Employer Address	Graph	Count	Mean Wage	Median Wage	Lowest Wage	Highest Wage
NEW YORK PROPERTY INSURANCE UNDERWRITING ASSOCIATION, 100 WILLIAM STREET, NEW YORK, NY (https://www.google.com/maps/place/100%20WILLIAM%20STREET,NEW%20YORK,NY)	Graph	1	\$125,000.00	\$125,000.00	\$125,000.00	\$125,000.00
Totals	Graph	1	\$125,000.00	\$125,000.00	\$125,000.00	\$125,000.00

Employer Name/Worksite Address	Graph	Count	Mean Wage	Median Wage	Lowest Wage	Highest Wage
TATA CONSULTANCY SERVICES LIMITED, 100 WILLIAM STREET, NEW YORK, NY (https://www.google.com/maps/place/100%20WILLIAM%20STREET,NEW%20YORK,NY)	Graph	5	\$86,415.20	\$84,200.00	\$60,000.00	\$125,000.00
Totals	Graph	5	\$86,415.20	\$84,200.00	\$60,000.00	\$125,000.00

Latitude: 40.708359 Longitude: -74.008236

Employer Name/Employer Address	Graph	Count	Mean Wage	Median Wage	Lowest Wage	Highest Wage
AMTRUST NORTH AMERICA INC, 59 MAIDEN LANE, NEW YORK, NY (https://www.google.com/maps/place/59%20MAIDEN%20LANE,NEW%20YORK,NY)	Graph	1	\$71,531.00	\$71,531.00	\$71,531.00	\$71,531.00
Totals	Graph	1	\$71,531.00	\$71,531.00	\$71,531.00	\$71,531.00

Employer Name/Worksite Address	Graph	Count	Mean Wage	Median Wage	Lowest Wage	Highest Wage
PANTAR SOLUTIONS INC, 59 MAIDEN LANE, 25TH FLOOR, NEW YORK, NY (https://www.google.com/maps/place/59%20MAIDEN%20LANE,%2025TH%20FLOOR,NEW%20YORK,NY)	Graph	1	\$90,850.00	\$90,850.00	\$90,850.00	\$90,850.00
GENOME INTERNATIONAL CORPORATION, 59 MAIDEN LN, NEW YORK, NY (https://www.google.com/maps/place/59%20MAIDEN%20LN,NEW%20YORK,NY)	Graph	3	\$61,766.67	\$60,300.00	\$60,000.00	\$65,000.00
CGI TECHNOLOGIES AND SOLUTIONS INC., 59 MAIDEN LANE, NEW YORK, NY (https://www.google.com/maps/place/59%20MAIDEN%20LANE,NEW%20YORK,NY)	Graph	16	\$89,966.31	\$75,795.00	\$71,531.00	\$166,800.00
Totals	Graph	20	\$85,780.55	\$75,795.00	\$60,000.00	\$166,800.00

Latitude: 40.708376 Longitude: -74.014394

Employer Name/Employer Address	Graph	Count	Mean Wage	Median Wage	Lowest Wage	Highest Wage
CHINA INSTITUTE, 100 WASHINGTON STREET, NEW YORK, NY (https://www.google.com/maps/place/100%20WASHINGTON%20STREET,NEW%20YORK,NY)	Graph	2	\$59,000.00	\$43,000.00	\$43,000.00	\$75,000.00
Totals	Graph	2	\$59,000.00	\$43,000.00	\$43,000.00	\$75,000.00

Employer Name/Worksite Address	Graph	Count	Mean Wage	Median Wage	Lowest Wage	Highest Wage
CHINA INSTITUTE, 100 WASHINGTON STREET, NEW YORK, NY (https://www.google.com/maps/place/100%20WASHINGTON%20STREET,NEW%20YORK,NY)	Graph	2	\$59,000.00	\$43,000.00	\$43,000.00	\$75,000.00
Totals	Graph	2	\$59,000.00	\$43,000.00	\$43,000.00	\$75,000.00

Latitude: 40.708378 Longitude: -74.005022

Employer Name/Employer Address	Graph	Count	Mean Wage	Median Wage	Lowest Wage	Highest Wage
PIRANHA NYC INC, 27 CLIFF ST, NEW YORK, NY (https://www.google.com/maps/place/27%20CLIFF%20ST,NEW%20YORK,NY)	Graph	1	\$50,000.00	\$50,000.00	\$50,000.00	\$50,000.00
Totals	Graph	1	\$50,000.00	\$50,000.00	\$50,000.00	\$50,000.00

Employer Name/Worksite Address	Graph	Count	Mean Wage	Median Wage	Lowest Wage	Highest Wage
PIRANHA NYC INC, 27 CLIFF ST, NEW YORK, NY (https://www.google.com/maps/place/27%20CLIFF%20ST,NEW%20YORK,NY)	Graph	1	\$50,000.00	\$50,000.00	\$50,000.00	\$50,000.00
Totals	Graph	1	\$50,000.00	\$50,000.00	\$50,000.00	\$50,000.00

Latitude: 40.708416 Longitude: -73.938754

Employer Name/Employer Address	Graph	Count	Mean Wage	Median Wage	Lowest Wage	Highest Wage
TMI TRADING CORP, 7 BUSHWICK PLACE, BROOKLYN, NY (https://www.google.com/maps/place/7%20BUSHWICK%20PLACE,BROOKLYN,NY)	Graph	4	\$46,357.00	\$44,000.00	\$44,000.00	\$48,714.00
Totals	Graph	4	\$46,357.00	\$44,000.00	\$44,000.00	\$48,714.00

Employer Name/Worksite Address	Graph	Count	Mean Wage	Median Wage	Lowest Wage	Highest Wage
TMI TRADING CORP, 7 BUSHWICK PLACE, BROOKLYN, NY (https://www.google.com/maps/place/7%20BUSHWICK%20PLACE,BROOKLYN,NY)	Graph	4	\$46,357.00	\$44,000.00	\$44,000.00	\$48,714.00
Totals	Graph	4	\$46,357.00	\$44,000.00	\$44,000.00	\$48,714.00

Latitude: 40.708462 Longitude: -74.001373

Employer Name/Worksite Address	Graph	Count	Mean Wage	Median Wage	Lowest Wage	Highest Wage
GRO ARCHITECTS PLLC, 275 WATER STREET 1ST FLOOR, NEW YORK, NY (https://www.google.com/maps/place/275%20WATER%20STREET%20%201ST%20FLOOR,NEW%20YORK,NY)	Graph	2	\$45,000.00	\$45,000.00	\$45,000.00	\$45,000.00
Totals	Graph	2	\$45,000.00	\$45,000.00	\$45,000.00	\$45,000.00

Employer Name/Worksite Address	Graph	Count	Mean Wage	Median Wage	Lowest Wage	Highest Wage
GRO ARCHITECTS PLLC, 275 WATER STREET 1ST FLOOR, NEW YORK, NY (https://www.google.com/maps/place/275%20WATER%20STREET%20%201ST%20FLOOR,NEW%20YORK,NY)	Graph	2	\$45,000.00	\$45,000.00	\$45,000.00	\$45,000.00
Totals	Graph	2	\$45,000.00	\$45,000.00	\$45,000.00	\$45,000.00

Latitude: 40.70848 Longitude: -73.871961

Employer Name/Worksite Address	Graph	Count	Mean Wage	Median Wage	Lowest Wage	Highest Wage
INFOSERVE TECHNOLOGIES CORP., 79-37 COOPER AVENUE, GLENDALE, NY (https://www.google.com/maps/place/79-37%20COOPER%20AVENUE,GLENDALE,NY)	Graph	1	\$53,164.80	\$53,164.80	\$53,164.80	\$53,164.80
Totals	Graph	1	\$53,164.80	\$53,164.80	\$53,164.80	\$53,164.80

Employer Name/Worksite Address	Graph	Count	Mean Wage	Median Wage	Lowest Wage	Highest Wage
INFOSERVE TECHNOLOGIES CORP., 79-37 COOPER AVENUE, GLENDALE, NY (https://www.google.com/maps/place/79-37%20COOPER%20AVENUE,GLENDALE,NY)	Graph	1	\$53,164.80	\$53,164.80	\$53,164.80	\$53,164.80
Totals	Graph	1	\$53,164.80	\$53,164.80	\$53,164.80	\$53,164.80

Latitude: 40.708492 Longitude: -73.955572

Employer Name/Worksite Address	Graph	Count	Mean Wage	Median Wage	Lowest Wage	Highest Wage
HAKEA INC, 325 SOUTH 5TH STREET SUITE 3, BROOKLYN, NY (https://www.google.com/maps/place/325%20SOUTH%20%205TH%20STREET%20%20SUITE%203,BROOKLYN,NY)	Graph	1	\$110,000.00	\$110,000.00	\$110,000.00	\$110,000.00
HAKEA INC, 325 SOUTH 5TH STREET SUITE 3, BROOKLYN, NY (https://www.google.com/maps/place/325%20SOUTH%205TH%20STREET%20%20SUITE%203,BROOKLYN,NY)	Graph	1	\$110,000.00	\$110,000.00	\$110,000.00	\$110,000.00
Totals	Graph	2	\$110,000.00	\$110,000.00	\$110,000.00	\$110,000.00

Employer Name/Worksite Address	Graph	Count	Mean Wage	Median Wage	Lowest Wage	Highest Wage
HAKEA INC, 325 SOUTH 5TH STREET SUITE 3, BROOKLYN, NY (https://www.google.com/maps/place/325%20SOUTH%205TH%20STREET%20%20SUITE%203,BROOKLYN,NY)	Graph	2	\$110,000.00	\$110,000.00	\$110,000.00	\$110,000.00
Totals	Graph	2	\$110,000.00	\$110,000.00	\$110,000.00	\$110,000.00

Latitude: 40.708494 Longitude: -74.011008

Employer Name/Worksite Address	Graph	Count	Mean Wage	Median Wage	Lowest Wage	Highest Wage

Employer Name/Employer Address	Graph	Count	Mean Wage	Median Wage	Lowest Wage	Highest Wage
AMERICAN ARBITRATION ASSOCIATION, 120 BROADWAY, NEW YORK, NY (https://www.google.com/maps/place/120%20BROADWAY,NEW%20YORK,NY)	Graph	1	\$126,000.00	\$126,000.00	\$126,000.00	\$126,000.00
DEALOGIC LLC, 120 BROADWAY, NEW YORK, NY (https://www.google.com/maps/place/120%20BROADWAY,NEW%20YORK,NY)	Graph	1	\$79,619.00	\$79,619.00	\$79,619.00	\$79,619.00
HANDEL ARCHITECTS LLP, 120 BROADWAY 6TH FLR, NEW YORK, NY (https://www.google.com/maps/place/120%20BROADWAY%20%20%206TH%20FLR,NEW%20YORK,NY)	Graph	1	\$47,570.00	\$47,570.00	\$47,570.00	\$47,570.00
MPFP PLLC, 120 BROADWAY, NEW YORK, NY (https://www.google.com/maps/place/120%20BROADWAY,NEW%20YORK,NY)	Graph	1	\$40,000.00	\$40,000.00	\$40,000.00	\$40,000.00
NEW YORK CITY DEPARTMENT OF CITY PLANNING, 120 BROADWAY 31ST FLR, NEW YORK, NY (https://www.google.com/maps/place/120%20BROADWAY%2031ST%20FLR,NEW%20YORK,NY)	Graph	1	\$69,617.60	\$69,617.60	\$69,617.60	\$69,617.60
NEW YORK CITY DEPARTMENT OF CITY PLANNING, 120 BROADWAY, 31ST FLOOR, NEW YORK, NY (https://www.google.com/maps/place/120%20BROADWAY,%2031ST%20FLOOR,NEW%20YORK,NY)	Graph	1	\$55,000.00	\$55,000.00	\$55,000.00	\$55,000.00
PLATINUM MAINTENANCE SERVICES CORP., 120 BROADWAY, NEW YORK, NY (https://www.google.com/maps/place/120%20BROADWAY,NEW%20YORK,NY)	Graph	1	\$53,060.80	\$53,060.80	\$53,060.80	\$53,060.80
SB NEW YORK, INC., 120 BROADWAY, NEW YORK, NY (https://www.google.com/maps/place/120%20BROADWAY,NEW%20YORK,NY)	Graph	1	\$60,000.00	\$60,000.00	\$60,000.00	\$60,000.00
TRUMID FINANCIAL, LLC, 120 BROADWAY, NEW YORK, NY (https://www.google.com/maps/place/120%20BROADWAY,NEW%20YORK,NY)	Graph	1	\$110,000.00	\$110,000.00	\$110,000.00	\$110,000.00
YOUNG MEN'S CHRISTIAN ASSOCIATION RETIREMENT FUND, 120 BROADWAY, NEW YORK, NY (https://www.google.com/maps/place/120%20BROADWAY,NEW%20YORK,NY)	Graph	1	\$115,000.00	\$115,000.00	\$115,000.00	\$115,000.00
HANDEL ARCHITECTS, LLP, 120 BROADWAY 6TH FLR, NEW YORK, NY (https://www.google.com/maps/place/120%20BROADWAY%206TH%20FLR,NEW%20YORK,NY)	Graph	3	\$78,196.67	\$74,000.00	\$73,590.00	\$87,000.00
TRUMID FINANCIAL LLC, 120 BROADWAY, NEW YORK, NY (https://www.google.com/maps/place/120%20BROADWAY,NEW%20YORK,NY)	Graph	3	\$101,666.67	\$100,000.00	\$80,000.00	\$125,000.00
FIVE RINGS, LLC, 120 BROADWAY, SUITE 3750, NEW YORK, NY (https://www.google.com/maps/place/120%20BROADWAY,%20SUITE%203750,NEW%20YORK,NY)	Graph	4	\$150,000.00	\$150,000.00	\$150,000.00	\$150,000.00
BEYER BLINDER BELLE ARCHITECTS AND PLANNERS LLP, 120 BROADWAY, NEW YORK, NY (https://www.google.com/maps/place/120%20BROADWAY,NEW%20YORK,NY)	Graph	5	\$79,238.40	\$94,000.00	\$57,096.00	\$94,000.00
HANDEL ARCHITECTS LLP, 120 BROADWAY 6TH FLR, NEW YORK, NY (https://www.google.com/maps/place/120%20BROADWAY%206TH%20FLR,NEW%20YORK,NY)	Graph	8	\$57,508.75	\$61,000.00	\$47,570.00	\$67,500.00
NEW YORK CITY DEPARTMENT OF CITY PLANNING, 120 BROADWAY 31ST FLR, NEW YORK, NY (https://www.google.com/maps/place/120%20BROADWAY%2031ST%20FLR,NEW%20YORK,NY)	Graph	9	\$72,289.24	\$68,764.80	\$62,400.00	\$91,624.00
Totals	Graph	42	\$81,007.68	\$69,617.60	\$40,000.00	\$150,000.00

Employer Name/Worksite Address	Graph	Count	Mean Wage	Median Wage	Lowest Wage	Highest Wage
HANDEL ARCHITECTS, LLP, 120 BROADWAY 6TH FLR, NEW YORK, NY (https://www.google.com/maps/place/120%20BROADWAY%20%206TH%20FLR,NEW%20YORK,NY)	Graph	1	\$74,000.00	\$74,000.00	\$74,000.00	\$74,000.00
NEW YORK CITY DEPARTMENT OF CITY PLANNING, 120 BROADWAY, 31ST FLOOR, NEW YORK, NY (https://www.google.com/maps/place/120%20BROADWAY,%2031ST%20FLOOR,NEW%20YORK,NY)	Graph	1	\$55,000.00	\$55,000.00	\$55,000.00	\$55,000.00
FIVE RINGS, LLC, 120 BROADWAY, SUITE 3750, NEW YORK, NY (https://www.google.com/maps/place/120%20BROADWAY,%20SUITE%203750,NEW%20YORK,NY)	Graph	4	\$150,000.00	\$150,000.00	\$150,000.00	\$150,000.00
NEW YORK CITY DEPARTMENT OF CITY PLANNING, 120 BROADWAY 31ST FLR, NEW YORK, NY (https://www.google.com/maps/place/120%20BROADWAY%2031ST%20FLR,NEW%20YORK,NY)	Graph	8	\$72,313.80	\$68,764.80	\$62,400.00	\$91,624.00
HANDEL ARCHITECTS LLP, 120 BROADWAY 6TH FLR, NEW YORK, NY (https://www.google.com/maps/place/120%20BROADWAY%206TH%20FLR,NEW%20YORK,NY)	Graph	12	\$61,852.50	\$61,000.00	\$47,570.00	\$87,000.00
TRUMID FINANCIAL LLC, 120 BROADWAY, NEW YORK, NY (https://www.google.com/maps/place/120%20BROADWAY,NEW%20YORK,NY)	Graph	27	\$78,454.70	\$65,748.80	\$40,000.00	\$126,000.00
Totals	Graph	53	\$78,641.84	\$65,748.80	\$40,000.00	\$150,000.00

Latitude: 40.708494 Longitude: -73.68714

Employer Name/Worksite Address	Graph	Count	Mean Wage	Median Wage	Lowest Wage	Highest Wage
--------------------------------	-------	-------	-----------	-------------	-------------	--------------

Employer Name/Worksite Address	Graph	Count	Mean Wage	Median Wage	Lowest Wage	Highest Wage
LONG ISLAND FOHC, INC., 161 HEMPSTEAD TURNPIKE, ELMONT, NY (https://www.google.com/maps/place/161%20HEMPSTEAD%20TURNPIKE,ELMONT,NY)	Graph	1	\$75,000.00	\$75,000.00	\$75,000.00	\$75,000.00
Totals	Graph	1	\$75,000.00	\$75,000.00	\$75,000.00	\$75,000.00

Latitude: 40.708495 Longitude: -73.686273

Employer Name/Worksite Address	Graph	Count	Mean Wage	Median Wage	Lowest Wage	Highest Wage
ITECH ANALYST CORP, 1230 HEMPSTEAD TURNPIKE, FRANKLIN SQUARE, NY (https://www.google.com/maps/place/1230%20HEMPSTEAD%20TURNPIKE,FRANKLIN%20SQUARE,NY)	Graph	1	\$73,500.00	\$73,500.00	\$73,500.00	\$73,500.00
Totals	Graph	1	\$73,500.00	\$73,500.00	\$73,500.00	\$73,500.00

Latitude: 40.708528 Longitude: -73.627419

Employer Name/Employer Address	Graph	Count	Mean Wage	Median Wage	Lowest Wage	Highest Wage
IYAHU SOCIAL SERVICES INC., 71 NORTH FRANKLIN STREET, HEMPSTEAD, NY (https://www.google.com/maps/place/71%20NORTH%20FRANKLIN%20STREET,HEMPSTEAD,NY)	Graph	1	\$73,112.00	\$73,112.00	\$73,112.00	\$73,112.00
Totals	Graph	1	\$73,112.00	\$73,112.00	\$73,112.00	\$73,112.00

Employer Name/Worksite Address	Graph	Count	Mean Wage	Median Wage	Lowest Wage	Highest Wage
IYAHU SOCIAL SERVICES INC., 71 NORTH FRANKLIN STREET, HEMPSTEAD, NY (https://www.google.com/maps/place/71%20NORTH%20FRANKLIN%20STREET,HEMPSTEAD,NY)	Graph	1	\$73,112.00	\$73,112.00	\$73,112.00	\$73,112.00
Totals	Graph	1	\$73,112.00	\$73,112.00	\$73,112.00	\$73,112.00

Latitude: 40.708532 Longitude: -74.009164

Employer Name/Employer Address	Graph	Count	Mean Wage	Median Wage	Lowest Wage	Highest Wage
FEDERAL RESERVE BANK OF NEW YORK, 33 LIBERTY STREET, NEW YORK, NY (https://www.google.com/maps/place/33%20LIBERTY%20STREET,NEW%20YORK,NY)	Graph	3	\$189,500.00	\$163,600.00	\$155,000.00	\$249,900.00
Totals	Graph	3	\$189,500.00	\$163,600.00	\$155,000.00	\$249,900.00

Employer Name/Worksite Address	Graph	Count	Mean Wage	Median Wage	Lowest Wage	Highest Wage
FEDERAL RESERVE BANK OF NEW YORK, 33 LIBERTY STREET, NEW YORK, NY (https://www.google.com/maps/place/33%20LIBERTY%20STREET,NEW%20YORK,NY)	Graph	4	\$169,625.00	\$155,000.00	\$110,000.00	\$249,900.00
Totals	Graph	4	\$169,625.00	\$155,000.00	\$110,000.00	\$249,900.00

Latitude: 40.708587 Longitude: -74.011103

Employer Name/Employer Address	Graph	Count	Mean Wage	Median Wage	Lowest Wage	Highest Wage
ALLEGART BERGER & VOGEL LLP, 111 BROADWAY, NEW YORK, NY (https://www.google.com/maps/place/111%20BROADWAY,NEW%20YORK,NY)	Graph	1	\$100,000.00	\$100,000.00	\$100,000.00	\$100,000.00
QUANTILUS, INC., 111 BROADWAY, NEW YORK, NY (https://www.google.com/maps/place/111%20BROADWAY,NEW%20YORK,NY)	Graph	3	\$86,000.00	\$80,000.00	\$80,000.00	\$98,000.00
QUANTILUS INC., 111 BROADWAY, NEW YORK, NY (https://www.google.com/maps/place/111%20BROADWAY,NEW%20YORK,NY)	Graph	8	\$68,750.00	\$65,000.00	\$65,000.00	\$80,000.00
ESSEX LAKE GROUP LLC, 111 BROADWAY, SUITE 705, NEW YORK, NY (https://www.google.com/maps/place/111%20BROADWAY,%20SUITE%20705,NEW%20YORK,NY)	Graph	13	\$98,612.68	\$84,988.80	\$65,000.00	\$175,000.00
Totals	Graph	25	\$87,598.59	\$80,000.00	\$65,000.00	\$175,000.00

Employer Name/Worksite Address	Graph	Count	Mean Wage	Median Wage	Lowest Wage	Highest Wage
BURNS ENGINEERING, INC., 111 BROADWAY, 21ST FLOOR, NEW YORK, NY (https://www.google.com/maps/place/111%20BROADWAY,%2021ST%20FLOOR,NEW%20YORK,NY)	Graph	4	\$105,000.00	\$105,000.00	\$105,000.00	\$105,000.00
ESSEX LAKE GROUP LLC, 111 BROADWAY, SUITE 705, NEW YORK, NY (https://www.google.com/maps/place/111%20BROADWAY,%20SUITE%20705,NEW%20YORK,NY)	Graph	8	\$101,745.60	\$75,004.80	\$65,000.00	\$175,000.00
ERIS EXCHANGE, LLC, 111 BROADWAY, NEW YORK, NY (https://www.google.com/maps/place/111%20BROADWAY,NEW%20YORK,NY)	Graph	13	\$79,076.92	\$80,000.00	\$65,000.00	\$120,000.00
Totals	Graph	25	\$90,478.59	\$80,000.00	\$65,000.00	\$175,000.00

Latitude: 40.708592 Longitude: -74.011099

Employer Name/Worksite Address	Graph	Count	Mean Wage	Median Wage	Lowest Wage	Highest Wage
DELOITTE CONSULTING LLP, 165 BROADWAY STREET, NEW YORK, NY (https://www.google.com/maps/place/165%20BROADWAY%20STREET,NEW%20YORK,NY)	Graph	30	\$76,500.00	\$70,000.00	\$70,000.00	\$83,000.00
Totals	Graph	30	\$76,500.00	\$70,000.00	\$70,000.00	\$83,000.00

Latitude: 40.708604 Longitude: -74.005073

Employer Name/Worksite Address	Graph	Count	Mean Wage	Median Wage	Lowest Wage	Highest Wage
CHANGE.ORG, INC., 64 FULTON STREET, NEW YORK, NY (https://www.google.com/maps/place/64%20FULTON%20STREET,NEW%20YORK,NY)	Graph	1	\$190,000.00	\$190,000.00	\$190,000.00	\$190,000.00
NEW YORK ASIAN WOMEN'S CENTER, 64 FULTON ST, NEW YORK, NY (https://www.google.com/maps/place/64%20FULTON%20ST,NEW%20YORK,NY)	Graph	1	\$40,000.00	\$40,000.00	\$40,000.00	\$40,000.00
Totals	Graph	2	\$115,000.00	\$40,000.00	\$40,000.00	\$190,000.00

Latitude: 40.708643 Longitude: -74.013373

Employer Name/Worksite Address	Graph	Count	Mean Wage	Median Wage	Lowest Wage	Highest Wage
SIMEIO SOLUTIONS, LLC, 110 GREENWICH STREET, NEW YORK, NY (https://www.google.com/maps/place/110%20GREENWICH%20STREET,NEW%20YORK,NY)	Graph	2	\$64,813.00	\$64,813.00	\$64,813.00	\$64,813.00
Totals	Graph	2	\$64,813.00	\$64,813.00	\$64,813.00	\$64,813.00

Latitude: 40.708664 Longitude: -73.936429

Employer Name/Worksite Address	Graph	Count	Mean Wage	Median Wage	Lowest Wage	Highest Wage
HEAT MAKES SENSE INC., 300 MESEROLE STREET, BROOKLYN, NY (https://www.google.com/maps/place/300%20MESEROLE%20STREET,BROOKLYN,NY)	Graph	1	\$130,000.00	\$130,000.00	\$130,000.00	\$130,000.00
HEAT MAKES SENSE, INC, 300 MESEROLE ST., BROOKLYN, NY (https://www.google.com/maps/place/300%20MESEROLE%20ST.,BROOKLYN,NY)	Graph	1	\$56,160.00	\$56,160.00	\$56,160.00	\$56,160.00
Totals	Graph	2	\$93,080.00	\$56,160.00	\$56,160.00	\$130,000.00

Employer Name/Worksite Address	Graph	Count	Mean Wage	Median Wage	Lowest Wage	Highest Wage
HEAT MAKES SENSE INC., 300 MESEROLE STREET, BROOKLYN, NY (https://www.google.com/maps/place/300%20MESEROLE%20STREET,BROOKLYN,NY)	Graph	1	\$130,000.00	\$130,000.00	\$130,000.00	\$130,000.00
Totals	Graph	1	\$130,000.00	\$130,000.00	\$130,000.00	\$130,000.00

Latitude: 40.708666 Longitude: -74.011038

Employer Name/Employer Address	Graph	Count	Mean Wage	Median Wage	Lowest Wage	Highest Wage
STERLING LORD LITERISTIC, INC., 115 BROADWAY, NEW YORK, NY (https://www.google.com/maps/place/115%20BROADWAY,NEW%20YORK,NY)	Graph	1	\$71,552.00	\$71,552.00	\$71,552.00	\$71,552.00
GYRO, LLC, 115 BROADWAY, NEW YORK, NY (https://www.google.com/maps/place/115%20BROADWAY,NEW%20YORK,NY)	Graph	2	\$75,000.00	\$60,000.00	\$60,000.00	\$90,000.00
ENLACE NEW YORK, INC., 115 BROADWAY, NEW YORK, NY (https://www.google.com/maps/place/115%20BROADWAY,NEW%20YORK,NY)	Graph	3	\$146,666.67	\$150,000.00	\$90,000.00	\$200,000.00
PAPERLESS INC., 115 BROADWAY, NEW YORK, NY (https://www.google.com/maps/place/115%20BROADWAY,NEW%20YORK,NY)	Graph	5	\$94,000.00	\$95,000.00	\$80,000.00	\$110,000.00
Totals	Graph	11	\$102,868.36	\$90,000.00	\$60,000.00	\$200,000.00

Employer Name/Worksite Address	Graph	Count	Mean Wage	Median Wage	Lowest Wage	Highest Wage
PAPERLESS INC., 115 BROADWAY, NEW YORK, NY (https://www.google.com/maps/place/115%20BROADWAY,NEW%20YORK,NY)	Graph	16	\$95,423.31	\$80,000.00	\$60,000.00	\$200,000.00
Totals	Graph	16	\$95,423.31	\$80,000.00	\$60,000.00	\$200,000.00

Latitude: 40.708705 Longitude: -74.007404

Employer Name/Worksite Address	Graph	Count	Mean Wage	Median Wage	Lowest Wage	Highest Wage
APTIVA CORP, 66 JOHN ST, NEWYORK, NY (https://www.google.com/maps/place/66%20JOHN%20ST,NEWY%20YORK,NY)	Graph	1	\$71,000.00	\$71,000.00	\$71,000.00	\$71,000.00
PARAM CONSULTING SERVICES, INC, 66 JOHN STREET, NEW YORK, NY (https://www.google.com/maps/place/66%20JOHN%20STREET,NEW%20YORK,NY)	Graph	8	\$80,383.00	\$81,564.00	\$60,000.00	\$95,000.00
Totals	Graph	9	\$79,340.44	\$81,564.00	\$60,000.00	\$95,000.00

Latitude: 40.708763 Longitude: -73.922715

Employer Name/Employer Address	Graph	Count	Mean Wage	Median Wage	Lowest Wage	Highest Wage
FOUR SEASONS ACCESSORIES INC, 1261 FLUSHING AVENUE, BROOKLYN, NY (https://www.google.com/maps/place/1261%20FLUSHING%20AVENUE,BROOKLYN,NY)	Graph	1	\$71,600.00	\$71,600.00	\$71,600.00	\$71,600.00
Totals	Graph	1	\$71,600.00	\$71,600.00	\$71,600.00	\$71,600.00

Employer Name/Worksite Address	Graph	Count	Mean Wage	Median Wage	Lowest Wage	Highest Wage
FOUR SEASONS ACCESSORIES INC, 1261 FLUSHING AVENUE, BROOKLYN, NY (https://www.google.com/maps/place/1261%20FLUSHING%20AVENUE,BROOKLYN,NY)	Graph	1	\$71,600.00	\$71,600.00	\$71,600.00	\$71,600.00
Totals	Graph	1	\$71,600.00	\$71,600.00	\$71,600.00	\$71,600.00

Latitude: 40.70878 Longitude: -73.952108

Employer Name/Employer Address	Graph	Count	Mean Wage	Median Wage	Lowest Wage	Highest Wage
THOUGHTYOU MIGHTLIKE INC, 383 S 3RD STREET, BROOKLYN, NY (https://www.google.com/maps/place/383%20S%203RD%20STREET,BROOKLYN,NY)	Graph	1	\$104,000.00	\$104,000.00	\$104,000.00	\$104,000.00
Totals	Graph	1	\$104,000.00	\$104,000.00	\$104,000.00	\$104,000.00

Employer Name/Worksite Address	Graph	Count	Mean Wage	Median Wage	Lowest Wage	Highest Wage
THOUGHTYOU MIGHTLIKE INC, 383 S 3RD STREET, BROOKLYN, NY (https://www.google.com/maps/place/383%20S%203RD%20STREET,BROOKLYN,NY)	Graph	1	\$104,000.00	\$104,000.00	\$104,000.00	\$104,000.00
Totals	Graph	1	\$104,000.00	\$104,000.00	\$104,000.00	\$104,000.00

Latitude: 40.708781 Longitude: -74.007111

Employer Name/Employer Address	Graph	Count	Mean Wage	Median Wage	Lowest Wage	Highest Wage
BRAC USA, INC., 110 WILLIAM STREET, NEW YORK, NY (https://www.google.com/maps/place/110%20WILLIAM%20STREET,NEW%20YORK,NY)	Graph	1	\$72,301.00	\$72,301.00	\$72,301.00	\$72,301.00
EBIQUITY, 110 WILLIAM STREET, NEW YORK, IL (https://www.google.com/maps/place/110%20WILLIAM%20STREET,NEW%20YORK,IL)	Graph	1	\$67,000.00	\$67,000.00	\$67,000.00	\$67,000.00
FRANK RECRUITMENT GROUP INC., 110 WILLIAM STREET, NEW YORK, NY (https://www.google.com/maps/place/110%20WILLIAM%20STREET,NEW%20YORK,NY)	Graph	1	\$100,000.00	\$100,000.00	\$100,000.00	\$100,000.00
NEW YORK CITY INDEPENDENT BUDGET OFFICE, 110 WILLIAM ST, NEW YORK, NY (https://www.google.com/maps/place/110%20WILLIAM%20ST,NEW%20YORK,NY)	Graph	1	\$92,000.00	\$92,000.00	\$92,000.00	\$92,000.00
NYCEDC, 110 WILLIAM STREET, NEW YORK, NY (https://www.google.com/maps/place/110%20WILLIAM%20STREET,NEW%20YORK,NY)	Graph	1	\$107,987.88	\$107,987.88	\$107,987.88	\$107,987.88
OTC INC. D/B/A/ OTC FIN, 110 WILLIAM STREET, NEW YORK, NY (https://www.google.com/maps/place/110%20WILLIAM%20STREET,NEW%20YORK,NY)	Graph	2	\$76,582.50	\$53,165.00	\$53,165.00	\$100,000.00
WB ENGINEERING AND CONSULTING, PLLC, 110 WILLIAM STREET, FLOOR 23, NEW YORK, NY (https://www.google.com/maps/place/110%20WILLIAM%20STREET,%20FLOOR%2023,NEW%20YORK,NY)	Graph	2	\$69,747.50	\$69,145.00	\$69,145.00	\$70,350.00
STACK EXCHANGE, INC., 110 WILLIAM ST, NEW YORK, NY (https://www.google.com/maps/place/110%20WILLIAM%20ST,NEW%20YORK,NY)	Graph	3	\$136,200.00	\$136,200.00	\$136,200.00	\$136,200.00
STACK EXCHANGE, INC., 110 WILLIAM STREET, NEW YORK, NY (https://www.google.com/maps/place/110%20WILLIAM%20STREET,NEW%20YORK,NY)	Graph	5	\$79,600.00	\$90,000.00	\$45,000.00	\$118,000.00
NYCEDC (NEW YORK CITY ECONOMIC DEVELOPMENT CORPORATION), 110 WILLIAM STREET, NEW YORK, NY (https://www.google.com/maps/place/110%20WILLIAM%20STREET,NEW%20YORK,NY)	Graph	10	\$82,959.26	\$78,000.00	\$59,000.00	\$106,409.00
Totals	Graph	27	\$87,708.95	\$90,000.00	\$45,000.00	\$136,200.00

Employer Name/Worksite Address	Graph	Count	Mean Wage	Median Wage	Lowest Wage	Highest Wage
T.Y. LIN INTERNATIONAL ENGINEERS, ARCHITECTURE & LAND SURVEYING P.C., 110 WILLIAM STREET, 29TH FLOOR, NEW YORK, NY (https://www.google.com/maps/place/110%20WILLIAM%20STREET,%2029TH%20FLOOR,NEW%20YORK,NY)	Graph	1	\$65,873.60	\$65,873.60	\$65,873.60	\$65,873.60
BRAC USA, INC., 110 WILLIAM STREET, NEW YORK CITY, NY (https://www.google.com/maps/place/110%20WILLIAM%20STREET,NEW%20YORK%20CITY,NY)	Graph	2	\$77,250.50	\$72,301.00	\$72,301.00	\$82,200.00
DIASPARK, INC., 110 WILLIAM ST, NEW YORK, NY (https://www.google.com/maps/place/110%20WILLIAM%20ST,NEW%20YORK,NY)	Graph	2	\$81,381.00	\$70,762.00	\$70,762.00	\$92,000.00
DIASPARK, INC., 110 WILLIAM STREET, NEW YORK, NY (https://www.google.com/maps/place/110%20WILLIAM%20STREET,NEW%20YORK,NY)	Graph	45	\$82,569.03	\$84,864.00	\$45,000.00	\$118,000.00
Totals	Graph	50	\$81,974.86	\$84,864.00	\$45,000.00	\$118,000.00

Latitude: 40.708808 Longitude: -74.010922

Employer Name/Employer Address	Graph	Count	Mean Wage	Median Wage	Lowest Wage	Highest Wage
WL GLOBAL CORP., 165 BROADWAY, NEW YORK, NY (https://www.google.com/maps/place/165%20BROADWAY,NEW%20YORK,NY)	Graph	2	\$43,458.50	\$38,917.00	\$38,917.00	\$48,000.00
AKF GROUP LLC, 165 BROADWAY, NEW YORK, NY (https://www.google.com/maps/place/165%20BROADWAY,NEW%20YORK,NY)	Graph	3	\$51,500.00	\$51,500.00	\$51,500.00	\$51,500.00
ITG INC., 165 BROADWAY, NEW YORK, NY (https://www.google.com/maps/place/165%20BROADWAY,NEW%20YORK,NY)	Graph	9	\$103,333.33	\$105,000.00	\$80,000.00	\$115,000.00
Totals	Graph	14	\$83,672.64	\$100,000.00	\$38,917.00	\$115,000.00

Employer Name/Worksite Address	Graph	Count	Mean Wage	Median Wage	Lowest Wage	Highest Wage
WL GLOBAL CORP., 165 BROADWAY, SUITE 2336, NEW YORK, NY (https://www.google.com/maps/place/165%20BROADWAY,%20SUITE%202336,NEW%20YORK,NY)	Graph	1	\$38,917.00	\$38,917.00	\$38,917.00	\$38,917.00
NASDAQ PRIVATE MARKET, LLC, 1500 BROADWAY, NEW YORK, NY (https://www.google.com/maps/place/1500%20BROADWAY,NEW%20YORK,NY)	Graph	2	\$122,798.50	\$113,600.00	\$113,600.00	\$131,997.00

Employer Name/Worksite Address	Graph	Count	Mean Wage	Median Wage	Lowest Wage	Highest Wage
DELOITTE CONSULTING LLP, 165 BROADWAY, NEW YORK, NY (https://www.google.com/maps/place/165%20BROADWAY,NEW%20YORK,NY)	Graph	174	\$102,273.90	\$104,936.00	\$48,000.00	\$164,000.00
Totals	Graph	177	\$102,147.87	\$104,936.00	\$38,917.00	\$164,000.00

Latitude: 40.708852 Longitude: -73.871138

Employer Name/Employer Address	Graph	Count	Mean Wage	Median Wage	Lowest Wage	Highest Wage
INDEPENDENT CHEMICAL CORPORATION, 79-51 COOPER AVENUE, GLENDALE, NY (https://www.google.com/maps/place/79-51%20COOPER%20AVENUE,GLENDALE,NY)	Graph	1	\$84,157.00	\$84,157.00	\$84,157.00	\$84,157.00
Totals	Graph	1	\$84,157.00	\$84,157.00	\$84,157.00	\$84,157.00

Employer Name/Worksite Address	Graph	Count	Mean Wage	Median Wage	Lowest Wage	Highest Wage
INDEPENDENT CHEMICAL CORPORATION, 79-51 COOPER AVENUE, GLENDALE, NY (https://www.google.com/maps/place/79-51%20COOPER%20AVENUE,GLENDALE,NY)	Graph	1	\$84,157.00	\$84,157.00	\$84,157.00	\$84,157.00
Totals	Graph	1	\$84,157.00	\$84,157.00	\$84,157.00	\$84,157.00

Latitude: 40.708926 Longitude: -74.008709

Employer Name/Worksite Address	Graph	Count	Mean Wage	Median Wage	Lowest Wage	Highest Wage
IBM CORPORATION, 33 MAIDEN LN., NEW YORK, NY (https://www.google.com/maps/place/33%20MAIDEN%20LN.,NEW%20YORK,NY)	Graph	1	\$164,382.00	\$164,382.00	\$164,382.00	\$164,382.00
IBM CORPORATION, 33 MAIDEN LANE, NEW YORK, NY (https://www.google.com/maps/place/33%20MAIDEN%20LANE,NEW%20YORK,NY)	Graph	19	\$107,500.53	\$83,375.00	\$75,795.00	\$172,000.00
Totals	Graph	20	\$110,344.60	\$83,375.00	\$75,795.00	\$172,000.00

Latitude: 40.708953 Longitude: -74.005424

Employer Name/Employer Address	Graph	Count	Mean Wage	Median Wage	Lowest Wage	Highest Wage
AAA FULTON SUPPLY INC, 74 FULTON STREET, NEW YORK, NY (https://www.google.com/maps/place/74%20FULTON%20STREET,NEW%20YORK,NY)	Graph	1	\$65,000.00	\$65,000.00	\$65,000.00	\$65,000.00
Totals	Graph	1	\$65,000.00	\$65,000.00	\$65,000.00	\$65,000.00

Employer Name/Worksite Address	Graph	Count	Mean Wage	Median Wage	Lowest Wage	Highest Wage
AAA FULTON SUPPLY INC, 74 FULTON STREET, NEW YORK, NY (https://www.google.com/maps/place/74%20FULTON%20STREET,NEW%20YORK,NY)	Graph	1	\$65,000.00	\$65,000.00	\$65,000.00	\$65,000.00
Totals	Graph	1	\$65,000.00	\$65,000.00	\$65,000.00	\$65,000.00

Latitude: 40.708994 Longitude: -73.959762

Employer Name/Worksite Address	Graph	Count	Mean Wage	Median Wage	Lowest Wage	Highest Wage
HERALD SQUARE EYECARE OPTOMETRY, P.C., 236 BROADWAY, BROOKLYN, NY (https://www.google.com/maps/place/236%20BROADWAY,BROOKLYN,NY)	Graph	1	\$76,960.00	\$76,960.00	\$76,960.00	\$76,960.00
Totals	Graph	1	\$76,960.00	\$76,960.00	\$76,960.00	\$76,960.00



Latitude: 40.709007 Longitude: -73.921358












Employer Name/Employer Address	Graph	Count	Mean Wage	Median Wage	Lowest Wage	Highest Wage
LIKESO STUDIO INC, 16 CYPRESS AVE, BROOKLYN, NY (https://www.google.com/maps/place/16%20CYPRESS%20AVE,BROOKLYN,NY)	Graph	2	\$81,250.00	\$50,000.00	\$50,000.00	\$112,500.00
Totals	Graph	2	\$81,250.00	\$50,000.00	\$50,000.00	\$112,500.00

Employer Name/Worksite Address	Graph	Count	Mean Wage	Median Wage	Lowest Wage	Highest Wage
LIKESO STUDIO INC, 16 CYPRESS AVE, BROOKLYN, NY (https://www.google.com/maps/place/16%20CYPRESS%20AVE,BROOKLYN,NY)	Graph	2	\$81,250.00	\$50,000.00	\$50,000.00	\$112,500.00
Totals	Graph	2	\$81,250.00	\$50,000.00	\$50,000.00	\$112,500.00



Latitude: 40.709032 Longitude: -74.010559

Employer Name/Employer Address	Graph	Count	Mean Wage	Median Wage	Lowest Wage	Highest Wage
AROWANA INTERNATIONAL USA LLC, 140 BROADWAY, 28TH FLOOR, NEW YORK, NY (https://www.google.com/maps/place/140%20BROADWAY,%2028TH%20FLOOR,NEW%20YORK,NY)	Graph	1	\$340,000.00	\$340,000.00	\$340,000.00	\$340,000.00
BROADWAY TECHNOLOGY LLC, 140 BROADWAY, NEW YORK, NY (https://www.google.com/maps/place/140%20BROADWAY,NEW%20YORK,NY)	Graph	1	\$130,000.00	\$130,000.00	\$130,000.00	\$130,000.00
BROWN BROTHERS HARRIMAN & CO, 140 BROADWAY, NEW YORK, NY (https://www.google.com/maps/place/140%20BROADWAY,NEW%20YORK,NY)	Graph	1	\$105,000.00	\$105,000.00	\$105,000.00	\$105,000.00
BROWN BROTHERS HARRIMAN & CO., 140 BROADWAY, NEW YORK, NY (https://www.google.com/maps/place/140%20BROADWAY,NEW%20YORK,NY)	Graph	1	\$107,650.00	\$107,650.00	\$107,650.00	\$107,650.00
CANOPIUS UNDERWRITING AGENCY INC, 140 BROADWAY, NEW YORK, NY (https://www.google.com/maps/place/140%20BROADWAY,NEW%20YORK,NY)	Graph	1	\$40,000.00	\$40,000.00	\$40,000.00	\$40,000.00
DBRS, INC., 140 BROADWAY, NEW YORK, NY (https://www.google.com/maps/place/140%20BROADWAY,NEW%20YORK,NY)	Graph	1	\$67,500.00	\$67,500.00	\$67,500.00	\$67,500.00
DIXON ADVISORY USA INC., 140 BROADWAY, NEW YORK, NY (https://www.google.com/maps/place/140%20BROADWAY,NEW%20YORK,NY)	Graph	1	\$115,000.00	\$115,000.00	\$115,000.00	\$115,000.00
DIXON ADVISORY USA, INC., 140 BROADWAY, NEW YORK, NY (https://www.google.com/maps/place/140%20BROADWAY,NEW%20YORK,NY)	Graph	1	\$185,000.00	\$185,000.00	\$185,000.00	\$185,000.00
EXUSIA, INC., 140 BROADWAY, NEW YORK, NY (https://www.google.com/maps/place/140%20BROADWAY,NEW%20YORK,NY)	Graph	1	\$125,000.00	\$125,000.00	\$125,000.00	\$125,000.00
FUNDTECH CORPORATION, 140 BROADWAY, NEW YORK, NY (https://www.google.com/maps/place/140%20BROADWAY,NEW%20YORK,NY)	Graph	1	\$71,781.00	\$71,781.00	\$71,781.00	\$71,781.00
NYMEX CAPITAL PARTNERS LLC, 140 BROADWAY, NEW YORK, NY (https://www.google.com/maps/place/140%20BROADWAY,NEW%20YORK,NY)	Graph	1	\$65,800.00	\$65,800.00	\$65,800.00	\$65,800.00
UNION GROUP USA INC., 140 BROADWAY, NEW YORK, NY (https://www.google.com/maps/place/140%20BROADWAY,NEW%20YORK,NY)	Graph	1	\$58,240.00	\$58,240.00	\$58,240.00	\$58,240.00
VIVOPOWER USA, LLC, 140 BROADWAY, NEW YORK, NY (https://www.google.com/maps/place/140%20BROADWAY,NEW%20YORK,NY)	Graph	1	\$100,000.00	\$100,000.00	\$100,000.00	\$100,000.00
HIGHLAND CAPITAL GROUP LLC, 140 BROADWAY, NEW YORK, NY (https://www.google.com/maps/place/140%20BROADWAY,NEW%20YORK,NY)	Graph	2	\$132,500.00	\$130,000.00	\$130,000.00	\$135,000.00
LABATON SUCHAROW LLP, 140 BROADWAY, NEW YORK, NY (https://www.google.com/maps/place/140%20BROADWAY,NEW%20YORK,NY)	Graph	2	\$140,000.00	\$140,000.00	\$140,000.00	\$140,000.00
FUNDTECH CORPORATION, 140 BROADWAY, NEW YORK CITY, NY (https://www.google.com/maps/place/140%20BROADWAY,NEW%20YORK%20CITY,NY)	Graph	3	\$83,310.00	\$88,317.00	\$70,800.00	\$90,813.00
NBBJ ARCHITECTURE, PLLC, 140 BROADWAY, NEW YORK, NY (https://www.google.com/maps/place/140%20BROADWAY,NEW%20YORK,NY)	Graph	3	\$57,941.00	\$51,323.00	\$50,500.00	\$72,000.00
ROUNDARCH ISOBAR, INC., 140 BROADWAY, NEW YORK, NY (https://www.google.com/maps/place/140%20BROADWAY,NEW%20YORK,NY)	Graph	5	\$110,167.20	\$118,600.00	\$60,000.00	\$153,636.00
DESIMONE CONSULTING ENGINEERING GROUP LLC, 140 BROADWAY, 25TH FLOOR, NEW YORK, NY (https://www.google.com/maps/place/140%20BROADWAY,%2025TH%20FLOOR,NEW%20YORK,NY)	Graph	9	\$116,338.77	\$125,008.52	\$85,000.24	\$138,002.54
BROWN BROTHERS HARRIMAN & CO., 140 BROADWAY, NEW YORK, NY (https://www.google.com/maps/place/140%20BROADWAY,NEW%20YORK,NY)	Graph	12	\$104,925.00	\$102,000.00	\$60,000.00	\$140,000.00









Employer Name/Employer Address	Graph	Count	Mean Wage	Median Wage	Lowest Wage	Highest Wage
DIXON ADVISORY USA INC, 140 BROADWAY, NEW YORK, NY (https://www.google.com/maps/place/140%20BROADWAY,NEW%20YORK,NY)		23	\$94,295.09	\$100,000.00	\$50,000.00	\$181,000.00
Totals		72	\$104,243.00	\$100,000.00	\$40,000.00	\$340,000.00

Employer Name/Worksite Address	Graph	Count	Mean Wage	Median Wage	Lowest Wage	Highest Wage
AROWANA INTERNATIONAL USA LLC, 140 BROADWAY, 28TH FLOOR, NEW YORK, NY (https://www.google.com/maps/place/140%20BROADWAY,%2028TH%20FLOOR,NEW%20YORK,NY)		1	\$340,000.00	\$340,000.00	\$340,000.00	\$340,000.00
ECLINICALWORKS, LLC, 140 BROADAY, NEW YORK, NY (https://www.google.com/maps/place/140%20BROADAY,NEW%20YORK,NY)		1	\$55,800.00	\$55,800.00	\$55,800.00	\$55,800.00
NYMEX CAPITAL PARTNERS LLC, 140 BROADWAY, 46TH FLOOR, NEW YORK, NY (https://www.google.com/maps/place/140%20BROADWAY,%2046TH%20FLOOR,NEW%20YORK,NY)		1	\$65,800.00	\$65,800.00	\$65,800.00	\$65,800.00
POPULUS GROUP LLC, 140 BRAODWAY, NEW YORK, NY (https://www.google.com/maps/place/140%20BRAODWAY,NEW%20YORK,NY)		1	\$176,800.00	\$176,800.00	\$176,800.00	\$176,800.00
SIGNAL HILL LLC, 140 BROADWAY, SUITE 2420, NEW YORK, NY (https://www.google.com/maps/place/140%20BROADWAY,%20SUITE%202420,NEW%20YORK,NY)		1	\$125,000.00	\$125,000.00	\$125,000.00	\$125,000.00
SUSQUEHANNA INTERNATIONAL GROUP, LLP, 140 BROADWAY, 47TH FLOOR, NEW YORK, NY (https://www.google.com/maps/place/140%20BROADWAY,%2047TH%20FLOOR,NEW%20YORK,NY)		1	\$65,800.00	\$65,800.00	\$65,800.00	\$65,800.00
FUNDTECH CORPORATION, 140 BROADWAY, 40TH FLOOR, NEW YORK, NY (https://www.google.com/maps/place/140%20BROADWAY,%2040TH%20FLOOR,NEW%20YORK,NY)		2	\$71,290.50	\$70,800.00	\$70,800.00	\$71,781.00
DELOITTE CONSULTING LLP, 140 BROADWAY STREET, NEW YORK, NY (https://www.google.com/maps/place/140%20BROADWAY%20STREET,NEW%20YORK,NY)		15	\$84,864.00	\$84,864.00	\$84,864.00	\$84,864.00
DELOITTE TAX LLP, 140 BROADWAY, 49TH FLOOR, NEW YORK, NY (https://www.google.com/maps/place/140%20BROADWAY,%2049TH%20FLOOR,NEW%20YORK,NY)		30	\$70,221.00	\$70,221.00	\$70,221.00	\$70,221.00
DELOITTE CONSULTING LLP, 140 BROADWAY, NEW YORK, NY (https://www.google.com/maps/place/140%20BROADWAY,NEW%20YORK,NY)		259	\$87,384.74	\$77,725.00	\$40,000.00	\$185,000.00
Totals		312	\$86,487.24	\$77,400.00	\$40,000.00	\$340,000.00

Latitude: 40.709094 Longitude: -73.876478

Employer Name/Worksite Address	Graph	Count	Mean Wage	Median Wage	Lowest Wage	Highest Wage
TECHNOVISION SOLUTION LLC, 69-19 75TH STREET, MIDDLE VILLAGE, NY (https://www.google.com/maps/place/69-19%2075TH%20STREET,MIDDLE%20VILLAGE,NY)		1	\$71,000.00	\$71,000.00	\$71,000.00	\$71,000.00
Totals		1	\$71,000.00	\$71,000.00	\$71,000.00	\$71,000.00

Latitude: 40.709195 Longitude: -74.006887

Employer Name/Employer Address	Graph	Count	Mean Wage	Median Wage	Lowest Wage	High Wa
COOPER, ROBERTSON & PARTNERS ARCHITECTS, LLP, 123 WILLIAM STREET, NEW YORK, NY (https://www.google.com/maps/place/123%20WILLIAM%20STREET,NEW%20YORK,NY)		1	\$53,000.00	\$53,000.00	\$53,000.00	\$53,00
MAKESPACE LABS, INC., 123 WILLIAM ST., NEW YORK, NY (https://www.google.com/maps/place/123%20WILLIAM%20ST.,NEW%20YORK,NY)		1	\$120,000.00	\$120,000.00	\$120,000.00	\$120,0
URBAN JUSTICE CENTER, 123 WILLIAM STREET, NEW YORK, NY (https://www.google.com/maps/place/123%20WILLIAM%20STREET,NEW%20YORK,NY)		1	\$50,000.00	\$50,000.00	\$50,000.00	\$50,00
COOPER ROBERTSON, 123 WILLIAM STREET, NEW YORK, NY (https://www.google.com/maps/place/123%20WILLIAM%20STREET,NEW%20YORK,NY)		2	\$65,000.00	\$58,000.00	\$58,000.00	\$72,00
LOCAL PROJECTS LLC, 123 WILLIAM STREET, NEW YORK, NY (https://www.google.com/maps/place/123%20WILLIAM%20STREET,NEW%20YORK,NY)		2	\$84,000.00	\$83,000.00	\$83,000.00	\$85,00
SHAREABLEE, INC., 123 WILLIAM STREET, 19TH FLOOR, NEW YORK, NY (https://www.google.com/maps/place/123%20WILLIAM%20STREET,%2019TH%20FLOOR,NEW%20YORK,NY)		4	\$53,528.75	\$46,987.00	\$46,675.00	\$62,90
AUTOMOTIVEMASTERMIND, INC., 123 WILLIAM STREET, NEW YORK, NY (https://www.google.com/maps/place/123%20WILLIAM%20STREET,NEW%20YORK,NY)		5	\$145,000.00	\$150,000.00	\$105,000.00	\$185,0
Totals		16	\$91,257.19	\$72,000.00	\$46,675.00	\$185,0

Employer Name/Worksite Address	Graph	Count	Mean Wage	Median Wage	Lowest Wage	Highest Wage
MAKESPACE LABS, INC., 123 WILLIAM ST., NEW YORK, NY (https://www.google.com/maps/place/123%20WILLIAM%20ST.,NEW%20YORK,NY)	Graph	1	\$120,000.00	\$120,000.00	\$120,000.00	\$120,000.00
SHAREABLEE, INC., 123 WILLIAM STREET, 19TH FLOOR, NEW YORK, NY (https://www.google.com/maps/place/123%20WILLIAM%20STREET,%2019TH%20FLOOR,NEW%20YORK,NY)	Graph	4	\$53,528.75	\$46,987.00	\$46,675.00	\$62,940.00
COOPER ROBERTSON, 123 WILLIAM STREET, NEW YORK, NY (https://www.google.com/maps/place/123%20WILLIAM%20STREET,NEW%20YORK,NY)	Graph	11	\$102,363.64	\$85,000.00	\$50,000.00	\$185,000.00
Totals	Graph	16	\$91,257.19	\$72,000.00	\$46,675.00	\$185,000.00

Latitude: 40.709208 Longitude: -73.9237

Employer Name/Worksite Address	Graph	Count	Mean Wage	Median Wage	Lowest Wage	Highest Wage
ADAM'S EUROPEAN CONTRACTING INC., 589 JOHNSON AVE., BROOKLYN, NY (https://www.google.com/maps/place/589%20JOHNSON%20AVE.,BROOKLYN,NY)	Graph	1	\$65,000.00	\$65,000.00	\$65,000.00	\$65,000.00
Totals	Graph	1	\$65,000.00	\$65,000.00	\$65,000.00	\$65,000.00

Employer Name/Worksite Address	Graph	Count	Mean Wage	Median Wage	Lowest Wage	Highest Wage
ADAM'S EUROPEAN CONTRACTING INC., 589 JOHNSON AVE., BROOKLYN, NY (https://www.google.com/maps/place/589%20JOHNSON%20AVE.,BROOKLYN,NY)	Graph	1	\$65,000.00	\$65,000.00	\$65,000.00	\$65,000.00
Totals	Graph	1	\$65,000.00	\$65,000.00	\$65,000.00	\$65,000.00

Latitude: 40.709212 Longitude: -74.010406

Employer Name/Worksite Address	Graph	Count	Mean Wage	Median Wage	Lowest Wage	Highest Wage
WONG, WONG & ASSOCIATES, P.C., 150 BROADWAY, SUITE 1588, NEW YORK, NY (https://www.google.com/maps/place/150%20BROADWAY,%20SUITE%201588,NEW%20YORK,NY)	Graph	1	\$52,000.00	\$52,000.00	\$52,000.00	\$52,000.00
STUDIO DANIEL LIBESKIND LLC, 150 BROADWAY, NEW YORK, NY (https://www.google.com/maps/place/150%20BROADWAY,NEW%20YORK,NY)	Graph	2	\$111,933.90	\$110,173.40	\$110,173.40	\$113,694.40
TRANSFORMATIVE HEALTH LLC, 150 BROADWAY, NEW YORK, NY (https://www.google.com/maps/place/150%20BROADWAY,NEW%20YORK,NY)	Graph	4	\$61,600.00	\$56,160.00	\$47,840.00	\$80,000.00
Totals	Graph	7	\$74,609.69	\$62,400.00	\$47,840.00	\$113,694.40

Employer Name/Worksite Address	Graph	Count	Mean Wage	Median Wage	Lowest Wage	Highest Wage
WONG, WONG & ASSOCIATES, P.C., 150 BROADWAY, SUITE 1588, NEW YORK, NY (https://www.google.com/maps/place/150%20BROADWAY,%20SUITE%201588,NEW%20YORK,NY)	Graph	1	\$52,000.00	\$52,000.00	\$52,000.00	\$52,000.00
STUDIO DANIEL LIBESKIND LLC, 150 BROADWAY, NEW YORK, NY (https://www.google.com/maps/place/150%20BROADWAY,NEW%20YORK,NY)	Graph	6	\$78,377.97	\$62,400.00	\$47,840.00	\$113,694.40
Totals	Graph	7	\$74,609.69	\$62,400.00	\$47,840.00	\$113,694.40

Latitude: 40.70922 Longitude: -74.016812

Employer Name/Worksite Address	Graph	Count	Mean Wage	Median Wage	Lowest Wage	Highest Wage
VALENTIS SOLUTIONS CORPORATION, 355 SOUTH END AVE, 25K, NEW YORK, NY (https://www.google.com/maps/place/355%20SOUTH%20END%20AVE,%2025K,NEW%20YORK,NY)	Graph	1	\$108,160.00	\$108,160.00	\$108,160.00	\$108,160.00
Totals	Graph	1	\$108,160.00	\$108,160.00	\$108,160.00	\$108,160.00

Employer Name/Worksite Address	Graph	Count	Mean Wage	Median Wage	Lowest Wage	Highest Wage
MICROSOFT CORPORATION, 11 TIMES SQUARE, 8TH FLOOR, NEW YORK, NY (https://www.google.com/maps/place/11%20TIMES%20SQUARE,%208TH%20FLOOR,NEW%20YORK,NY)	Graph	1	\$163,716.00	\$163,716.00	\$163,716.00	\$163,716.0
VALENTIS SOLUTIONS CORPORATION, 355 SOUTH END AVENUE, 25K, NEW YORK, NY (https://www.google.com/maps/place/355%20SOUTH%20END%20AVENUE,%2025K,NEW%20YORK,NY)	Graph	1	\$108,160.00	\$108,160.00	\$108,160.00	\$108,160.0
Totals	Graph	2	\$135,938.00	\$108,160.00	\$108,160.00	\$163,716.0

Latitude: 40.709308 Longitude: -74.002564

Employer Name/Employer Address	Graph	Count	Mean Wage	Median Wage	Lowest Wage	Highest Wage
AHRC NYC, 83 MAIDEN LANE 11 FLOOR, NEW YORK, NY (https://www.google.com/maps/place/83%20MAIDEN%20LANE%2011%20FLOOR,NEW%20YORK,NY)	Graph	1	\$31,120.00	\$31,120.00	\$31,120.00	\$31,120.00
LOBSTER INK USA, INC., CARE OF: WEWORK, NEW YORK, NY (https://www.google.com/maps/place/CARE%20OF:%20WEWORK,NEW%20YORK,NY)	Graph	1	\$126,000.00	\$126,000.00	\$126,000.00	\$126,000.00
FRESH DIGITAL, INC., 111 JOHN STEET, SUITE 420, NEW YORK, NY (https://www.google.com/maps/place/111%20JOHN%20STEET,%20SUITE%20420,NEW%20YORK,NY)	Graph	2	\$42,796.00	\$38,916.80	\$38,916.80	\$46,675.20
NYC DEPARTMENT OF FINANCE, 66 JOHN STREET, 9TH FL, NEW YORK, NY (https://www.google.com/maps/place/66%20JOHN%20STREET,%209TH%20FL,NEW%20YORK,NY)	Graph	2	\$70,951.24	\$70,000.00	\$70,000.00	\$71,902.48
OPMI BUSINESS SCHOOL INC., 116 JOHN ST, 2ND FL, NEW YORK, NY (https://www.google.com/maps/place/116%20JOHN%20ST,%202ND%20FL,NEW%20YORK,NY)	Graph	2	\$54,454.40	\$53,164.80	\$53,164.80	\$55,744.00
Totals	Graph	8	\$61,690.41	\$53,164.80	\$31,120.00	\$126,000.00

Employer Name/Worksite Address	Graph	Count	Mean Wage	Median Wage	Lo W
AHRC - NYC, AHRC HEADQUARTERS, NEW YORK, NY (https://www.google.com/maps/place/AHRC%20HEADQUARTERS,NEW%20YORK,NY)	Graph	1	\$65,000.00	\$65,000.00	\$65,
BGC PARTNERS, INC., BGC PARTNERS INC, NEW YORK, NY (https://www.google.com/maps/place/BGC%20PARTNERS%20INC,NEW%20YORK,NY)	Graph	1	\$185,000.00	\$185,000.00	\$185
BOOMSET, INC., 75 MAIDEN LANE, NEW YORK, NY (https://www.google.com/maps/place/75%20MAIDEN%20LANE,NEW%20YORK,NY)	Graph	1	\$41,600.00	\$41,600.00	\$41,
CITADEL INFORMATION SERVICES INC., 1 POLICE PLAZA, NEW YORK, NY (https://www.google.com/maps/place/1%20POLICE%20PLAZA,NEW%20YORK,NY)	Graph	1	\$75,000.00	\$75,000.00	\$75,
FIRST TEK , INC., NYC- ACS, 150 WILLIAM ST., NEW YORK, NY (https://www.google.com/maps/place/NYC-%20ACS,%20150%20WILLIAM%20ST.,NEW%20YORK,NY)	Graph	1	\$75,795.00	\$75,795.00	\$75,
HAWKING LLC, 40 FULTON STREET, NEW YORK, NY (https://www.google.com/maps/place/40%20FULTON%20STREET,NEW%20YORK,NY)	Graph	1	\$75,000.00	\$75,000.00	\$75,
HAWTHORNE FOUNDATION, INC., 156 WILLIAM STREET, NEW YORK, NY (https://www.google.com/maps/place/156%20WILLIAM%20STREET,NEW%20YORK,NY)	Graph	1	\$120,000.00	\$120,000.00	\$120
INTERNATIONAL SYSTEMS TECHNOLOGIES INC, 66 JOHN STREET, NEW YORK, NY (https://www.google.com/maps/place/66%20JOHN%20STREET,NEW%20YORK,NY)	Graph	1	\$76,000.00	\$76,000.00	\$76,
KNOTEL,INC, 33 WEST 17TH STREET, NEW YORK, NY (https://www.google.com/maps/place/33%20WEST%2017TH%20STREET,NEW%20YORK,NY)	Graph	1	\$105,000.00	\$105,000.00	\$105
MATTHEW ADAMS DOLAN LLC, 85 SOUTH STREET, #7F, NEW YORK, NY (https://www.google.com/maps/place/85%20SOUTH%20STREET,%20#7F,NEW%20YORK,NY)	Graph	1	\$55,764.80	\$55,764.80	\$55,
MUTEX SYSTEMS, INC., 59 MAIDEN LANE, 25TH FLOOR, NEW YORK, NY (https://www.google.com/maps/place/59%20MAIDEN%20LANE,%2025TH%20FLOOR,NEW%20YORK,NY)	Graph	1	\$60,000.00	\$60,000.00	\$60,
NEW YORK CITY POLICE DEPARTMENT, NYPD-DEPUTY COMMISSIONER STRATEGIC COMMUNICATIONS, NEW YORK, NY (https://www.google.com/maps/place/NYPD-DEPUTY%20COMMISSIONER%20STRATEGIC%20COMMUNICATIONS,NEW%20YORK,NY)	Graph	1	\$58,926.00	\$58,926.00	\$58,
NYC DEPARTMENT OF FINANCE, 59 MAIDEN LANE, 18TH FL, NEW YORK, NY (https://www.google.com/maps/place/59%20MAIDEN%20LANE,%2018TH%20FL,NEW%20YORK,NY)	Graph	1	\$71,902.48	\$71,902.48	\$71,
NYC DEPARTMENT OF FINANCE, 66 JOHN STREET, 12TH FL, NEW YORK, NY (https://www.google.com/maps/place/66%20JOHN%20STREET,%2012TH%20FL,NEW%20YORK,NY)	Graph	1	\$70,000.00	\$70,000.00	\$70,
PAMTEN, INC., AITHENT, INC., NEW YORK, NY (https://www.google.com/maps/place/AITHENT,%20INC.,NEW%20YORK,NY)	Graph	1	\$100,000.00	\$100,000.00	\$100
PORTAL CONSULTING INC, 31 E-N (31ST FLOOR), NEW YORK, NY (https://www.google.com/maps/place/31%20E-N%20(31ST%20FLOOR),NEW%20YORK,NY)	Graph	1	\$60,000.00	\$60,000.00	\$60,

Employer Name/Worksite Address	Graph	Count	Mean Wage	Median Wage	Lo W
SFTSTANDARD SOLUTIONS LLC, AIG, NEW YORK CITY, NY (https://www.google.com/maps/place/AIG,NEW%20YORK%20CITY,NY)	Graph	1	\$64,813.00	\$64,813.00	\$64,
SWANKTEK INC, NEW YORK CITY DEPARTMENT OF FINANCE, NEW YORK, NY (https://www.google.com/maps/place/NEW%20YORK%20CITY%20DEPARTMENT%20OF%20FINANCE,NEW%20YORK,NY)	Graph	1	\$92,768.00	\$92,768.00	\$92,
TEK SERVICES, LLC, NYC DEPT. OF SMALL BUSINESS SERVICES, NEW YORK, NY (https://www.google.com/maps/place/NYC%20DEPT.%20OF%20SMALL%20BUSINESS%20SERVICES,NEW%20%20YORK,NY)	Graph	1	\$72,890.00	\$72,890.00	\$72,
V-SOFT CONSULTING GROUP, INC, AIG AT 175 WATER STREET, NEW YORK, NY (https://www.google.com/maps/place/AIG%20AT%20175%20WATER%20STREET,NEW%20YORK,NY)	Graph	1	\$76,000.00	\$76,000.00	\$76,
DVR SOFTEK, INC, HOUSING PRESERVATION AND DEVELOPMENT, NEW YORK, NY (https://www.google.com/maps/place/HOUSING%20PRESERVATION%20AND%20DEVELOPMENT,NEW%20YORK,NY)	Graph	2	\$68,000.00	\$60,000.00	\$60,
OPMI BUSINESS SCHOOL INC., 116 JOHN ST, 2ND FL, NEW YORK, NY (https://www.google.com/maps/place/116%20JOHN%20ST,%202ND%20FL,NEW%20YORK,NY)	Graph	2	\$54,454.40	\$53,164.80	\$53,
REALSTER LLC, 222 BROADWAY, NEW YORK CITY, NY (https://www.google.com/maps/place/222%20BROADWAY,NEW%20YORK%20CITY,NY)	Graph	2	\$101,920.00	\$99,840.00	\$99,
TECHNICAL STRATEGIES INC, 150 WILLIAM STREET, 12TH FL., NEW YORK, NY (https://www.google.com/maps/place/150%20WILLIAM%20STREET,%2012TH%20FL.,NEW%20YORK,NY)	Graph	2	\$92,800.00	\$92,800.00	\$92,
ORION SYSTEMS INTEGRATORS LLC, 100 GOLD STREET, NEW YORK, NY (https://www.google.com/maps/place/100%20GOLD%20STREET,NEW%20YORK,NY)	Graph	3	\$60,192.00	\$56,576.00	\$42,
X.AI, INC., 200 BROADWAY, NEW YORK, NY (https://www.google.com/maps/place/200%20BROADWAY,NEW%20YORK,NY)	Graph	3	\$113,333.33	\$125,000.00	\$60,
STACK EXCHANGE, INC., 110 WILLIAM ST, NEW YORK, NY (https://www.google.com/maps/place/110%20WILLIAM%20ST,NEW%20YORK,NY)	Graph	4	\$118,900.00	\$136,200.00	\$67,
BGC PARTNERS, INC., BGC PARTNERS INC., NEW YORK, NY (https://www.google.com/maps/place/BGC%20PARTNERS%20INC.,NEW%20YORK,NY)	Graph	8	\$127,125.00	\$140,000.00	\$62,
Totals	Graph	46	\$92,369.22	\$76,000.00	\$41,

Latitude: 40.709374 Longitude: -73.958892

Employer Name/Employer Address	Graph	Count	Mean Wage	Median Wage	Lowest Wage	Highest Wage
CAYUGA CAPITAL MANAGEMENT LLC, 217 HAVEMEYER STREET, BROOKLYN, NY (https://www.google.com/maps/place/217%20HAVEMEYER%20STREET,BROOKLYN,NY)	Graph	1	\$100,000.00	\$100,000.00	\$100,000.00	\$100,000.00
Totals	Graph	1	\$100,000.00	\$100,000.00	\$100,000.00	\$100,000.00

Employer Name/Worksite Address	Graph	Count	Mean Wage	Median Wage	Lowest Wage	Highest Wage
CAYUGA CAPITAL MANAGEMENT LLC, 217 HAVEMEYER STREET, BROOKLYN, NY (https://www.google.com/maps/place/217%20HAVEMEYER%20STREET,BROOKLYN,NY)	Graph	1	\$100,000.00	\$100,000.00	\$100,000.00	\$100,000.00
Totals	Graph	1	\$100,000.00	\$100,000.00	\$100,000.00	\$100,000.00

Latitude: 40.709397 Longitude: -74.009363

Employer Name/Employer Address	Graph	Count	Mean Wage	Median Wage	Lowest Wage	Highest Wage
MOLLY CRABAPPLE INC., 14 MAIDEN LANE, 7TH FLOOR, NEW YORK, NY (https://www.google.com/maps/place/14%20MAIDEN%20LANE,%207TH%20FLOOR,NEW%20YORK,NY)	Graph	1	\$83,200.00	\$83,200.00	\$83,200.00	\$83,200.00
Totals	Graph	1	\$83,200.00	\$83,200.00	\$83,200.00	\$83,200.00

Employer Name/Worksite Address	Graph	Count	Mean Wage	Median Wage	Lowest Wage	Highest Wage
MOLLY CRABAPPLE INC., 14 MAIDEN LANE, 7TH FLOOR, NEW YORK, NY (https://www.google.com/maps/place/14%20MAIDEN%20LANE,%207TH%20FLOOR,NEW%20YORK,NY)	Graph	1	\$83,200.00	\$83,200.00	\$83,200.00	\$83,200.00
Totals	Graph	1	\$83,200.00	\$83,200.00	\$83,200.00	\$83,200.00

Latitude: 40.709443 Longitude: -74.009204

Employer Name/Employer Address	Graph	Count	Mean Wage	Median Wage	Lowest Wage	Highest Wage
ALTRUM GROUP INC., 15 MAIDEN LANE, NEW YORK, NY (https://www.google.com/maps/place/15%20MAIDEN%20LANE,NEW%20YORK,NY)	Graph	1	\$60,000.00	\$60,000.00	\$60,000.00	\$60,000.00
BERLIN ROSEN LTD, 15 MAIDEN LANE, SUITE 1600, NEW YORK, NY (https://www.google.com/maps/place/15%20MAIDEN%20LANE,%20SUITE%201600,NEW%20YORK,NY)	Graph	1	\$50,000.00	\$50,000.00	\$50,000.00	\$50,000.00
WESTLAKE INTERNATIONAL LLC, 15 MAIDEN LANE, NEW YORK, NY (https://www.google.com/maps/place/15%20MAIDEN%20LANE,NEW%20YORK,NY)	Graph	1	\$50,000.00	\$50,000.00	\$50,000.00	\$50,000.00
SYNECHRON US SYSTEMS INTEGRATION LLC, 15 MAIDEN LANE, NEW YORK, NY (https://www.google.com/maps/place/15%20MAIDEN%20LANE,NEW%20YORK,NY)	Graph	3	\$96,740.33	\$100,000.00	\$70,221.00	\$120,000.00
Totals	Graph	6	\$75,036.83	\$60,000.00	\$50,000.00	\$120,000.00

Employer Name/Worksite Address	Graph	Count	Mean Wage	Median Wage	Lowest Wage	Highest Wage
BERLIN ROSEN LTD, 15 MAIDEN LANE, SUITE 1600, NEW YORK, NY (https://www.google.com/maps/place/15%20MAIDEN%20LANE,%20SUITE%201600,NEW%20YORK,NY)	Graph	1	\$50,000.00	\$50,000.00	\$50,000.00	\$50,000.00
WESTLAKE INTERNATIONAL LLC, 15 MAIDEN LN, NEW YORK, NY (https://www.google.com/maps/place/15%20MAIDEN%20LN,NEW%20YORK,NY)	Graph	1	\$50,000.00	\$50,000.00	\$50,000.00	\$50,000.00
SYNECHRON, INC., 15 MAIDEN LANE, NEW YORK, NY (https://www.google.com/maps/place/15%20MAIDEN%20LANE,NEW%20YORK,NY)	Graph	8	\$105,875.00	\$110,000.00	\$60,000.00	\$135,000.00
SYNECHRON, INC., 15 MAIDEN LANE, SUITE 1100, NEW YORK, NY (https://www.google.com/maps/place/15%20MAIDEN%20LANE,%20SUITE%201100,NEW%20YORK,NY)	Graph	15	\$87,453.60	\$91,000.00	\$60,902.00	\$110,000.00
Totals	Graph	25	\$90,352.16	\$91,000.00	\$50,000.00	\$135,000.00

Latitude: 40.709454 Longitude: -74.010242

Employer Name/Worksite Address	Graph	Count	Mean Wage	Median Wage	Lowest Wage	Highest Wage
DELOITTE CONSULTING LLP, 165 BROAD WAY, NEW YORK, NY (https://www.google.com/maps/place/165%20BROAD%20WAY,NEW%20YORK,NY)	Graph	30	\$75,265.00	\$65,666.00	\$65,666.00	\$84,864.00
Totals	Graph	30	\$75,265.00	\$65,666.00	\$65,666.00	\$84,864.00

Latitude: 40.709462 Longitude: -74.010193

Employer Name/Employer Address	Graph	Count	Mean Wage	Median Wage	Lowest Wage	Highest Wage
AUTOMATED MANAGEMENT SYSTEMS, INC., 160 BROADWAY, NEW YORK, NY (https://www.google.com/maps/place/160%20BROADWAY,NEW%20YORK,NY)	Graph	1	\$56,000.00	\$56,000.00	\$56,000.00	\$56,000.00
PAPERCUTZ INC., 160 BROADWAY, SUITE 700E, NEW YORK, NY (https://www.google.com/maps/place/160%20BROADWAY,%20SUITE%20700E,NEW%20YORK,NY)	Graph	1	\$85,000.00	\$85,000.00	\$85,000.00	\$85,000.00
OMNIMARKETS, LLC, 160 BROADWAY, NEW YORK, NY (https://www.google.com/maps/place/160%20BROADWAY,NEW%20YORK,NY)	Graph	3	\$82,629.33	\$66,394.00	\$66,394.00	\$115,100.00
Totals	Graph	5	\$77,777.60	\$66,394.00	\$56,000.00	\$115,100.00

Employer Name/Worksite Address	Graph	Count	Mean Wage	Median Wage	Lowest Wage	Highest Wage
PAPERCUTZ INC., 160 BROADWAY SUITE 700E, NEW YORK, NY (https://www.google.com/maps/place/160%20BROADWAY%20SUITE%20700E,NEW%20YORK,NY)	Graph	1	\$85,000.00	\$85,000.00	\$85,000.00	\$85,000.00
OMNIMARKETS, LLC, 160 BROADWAY, NEW YORK, NY (https://www.google.com/maps/place/160%20BROADWAY,NEW%20YORK,NY)	Graph	4	\$75,972.00	\$66,394.00	\$56,000.00	\$115,100.00
Totals	Graph	5	\$77,777.60	\$66,394.00	\$56,000.00	\$115,100.00

Latitude: 40.709511 Longitude: -73.994319

Employer Name/Employer Address	Graph	Count	Mean Wage	Median Wage	Lowest Wage	Highest Wage
HAMILTON-MADISON HOUSE, 253 SOUTH STREET, NEW YORK, NY (https://www.google.com/maps/place/253%20SOUTH%20STREET,NEW%20YORK,NY)	Graph	11	\$41,863.64	\$42,000.00	\$41,000.00	\$43,500.00
Totals	Graph	11	\$41,863.64	\$42,000.00	\$41,000.00	\$43,500.00

Employer Name/Worksite Address	Graph	Count	Mean Wage	Median Wage	Lowest Wage	Highest Wage
HAMILTON-MADISON HOUSE, 253 SOUTH STREET, NEW YORK, NY (https://www.google.com/maps/place/253%20SOUTH%20STREET,NEW%20YORK,NY)	Graph	8	\$41,625.00	\$42,000.00	\$41,000.00	\$42,000.00
Totals	Graph	8	\$41,625.00	\$42,000.00	\$41,000.00	\$42,000.00

Latitude: 40.709524 Longitude: -74.009313

Employer Name/Worksite Address	Graph	Count	Mean Wage	Median Wage	Lowest Wage	Highest Wage
COMPUNNEL SOFTWARE GROUP, INC., 11 MAIDEN LANE, NEW YORK, NY (https://www.google.com/maps/place/11%20MAIDEN%20LANE,NEW%20YORK,NY)	Graph	1	\$65,000.00	\$65,000.00	\$65,000.00	\$65,000.00
COMPUNNEL SOFTWARE GROUP, INC., 11 MAIDEN LN, NEW YORK, NY (https://www.google.com/maps/place/11%20MAIDEN%20LN,NEW%20YORK,NY)	Graph	1	\$60,000.00	\$60,000.00	\$60,000.00	\$60,000.00
Totals	Graph	2	\$62,500.00	\$60,000.00	\$60,000.00	\$65,000.00

Latitude: 40.709579 Longitude: -74.012952

Employer Name/Employer Address	Graph	Count	Mean Wage	Median Wage	Lowest Wage	Highest Wage
AKF GROUP LLC, ONE LIBERTY PLAZA, 165 BROADWAY, NEW YORK, NY (https://www.google.com/maps/place/ONE%20LIBERTY%20PLAZA,%20165%20BROADWAY,NEW%20YORK,NY)	Graph	1	\$105,000.00	\$105,000.00	\$105,000.00	\$105,000.00
ITG ANALYTICS, INC., ONE LIBERTY PLAZA, 165 BROADWAY, NEW YORK, NY (https://www.google.com/maps/place/ONE%20LIBERTY%20PLAZA,%20165%20BROADWAY,NEW%20YORK,NY)	Graph	1	\$100,000.00	\$100,000.00	\$100,000.00	\$100,000.00
MEYERS ASSOCIATES, L.P., 45 BROADWAY, 2ND FL, NEW YORK, NY (https://www.google.com/maps/place/45%20BROADWAY,%202ND%20FL,NEW%20YORK,NY)	Graph	1	\$56,160.00	\$56,160.00	\$56,160.00	\$56,160.00
WL GLOBAL CORP., ONE LIBERTY PLAZA, 165 BROADWAY, NEW YORK, NY (https://www.google.com/maps/place/ONE%20LIBERTY%20PLAZA,%20165%20BROADWAY,NEW%20YORK,NY)	Graph	1	\$68,556.80	\$68,556.80	\$68,556.80	\$68,556.80
THE NASDAQ OMX GROUP, INC., ONE LIBERTY PLAZA, 165 BROADWAY, NEW YORK, NY (https://www.google.com/maps/place/ONE%20LIBERTY%20PLAZA,%20165%20BROADWAY,NEW%20YORK,NY)	Graph	2	\$204,090.00	\$204,090.00	\$204,090.00	\$204,090.00
BANK OF COMMUNICATIONS CO., LTD. NEW YORK BRANCH, 55 BROADWAY, 31&32 FL, NEW YORK, NY (https://www.google.com/maps/place/55%20BROADWAY,%2031%2032%20FL,NEW%20YORK,NY)	Graph	3	\$49,705.00	\$46,675.00	\$46,675.00	\$55,000.00
URBAN JUSTICE CENTER, 40 RECTOR ST. 9TH FL, NEW YORK, NY (https://www.google.com/maps/place/40%20RECTOR%20ST.%209TH%20FL,NEW%20YORK,NY)	Graph	3	\$50,000.00	\$50,000.00	\$50,000.00	\$50,000.00
NASDAQ, INC., ONE LIBERTY PLAZA, 165 BROADWAY, NEW YORK, NY (https://www.google.com/maps/place/ONE%20LIBERTY%20PLAZA,%20165%20BROADWAY,NEW%20YORK,NY)	Graph	7	\$131,174.00	\$110,000.00	\$64,813.00	\$280,000.00
Totals	Graph	19	\$102,906.83	\$86,715.00	\$46,675.00	\$280,000.00

Employer Name/Worksite Address	Graph	Count	Mean Wage	Median Wage	Lowest Wage
COMPUNNEL SOFTWARE GROUP, INC., 1 LIBERTY PLAZA 165 BROADWAY, NEW YORK, NY (https://www.google.com/maps/place/1%20LIBERTY%20PLAZA%20165%20BROADWAY,NEW%20YORK,NY)	Graph	1	\$65,000.00	\$65,000.00	\$65,000.00
ERP ANALYSTS, INC, 1 NEW YORK PLAZA, NEW YORK, NY (https://www.google.com/maps/place/1%20NEW%20YORK%20PLAZA,NEW%20YORK,NY)	Graph	1	\$92,768.00	\$92,768.00	\$92,768.00
ESSEX LAKE GROUP LLC, ESSEX LAKE GROUP, LLC, NEW YORK, NY (https://www.google.com/maps/place/ESSEX%20LAKE%20GROUP,%20LLC,NEW%20YORK,NY)	Graph	1	\$75,000.00	\$75,000.00	\$75,000.00
FUYI INFORMATION CONSULTING USA INC, 2 WALL ST FL 8, NEW YORK, NY (https://www.google.com/maps/place/2%20WALL%20ST%20FL%208,NEW%20YORK,NY)	Graph	1	\$46,675.20	\$46,675.20	\$46,675.20
IT CATS, LLC, CLEARY GOTTLIEB, NEW YORK, NY (https://www.google.com/maps/place/CLEARY%20GOTTLIEB,NEW%20YORK,NY)	Graph	1	\$80,000.00	\$80,000.00	\$80,000.00

Employer Name/Worksite Address	Graph	Count	Mean Wage	Median Wage	Lowest Wage
KAPOW, 71 BROADWAY, NEW YORK, NY (https://www.google.com/maps/place/71%20BROADWAY,NEW%20YORK,NY)	Graph	1	\$93,500.00	\$93,500.00	\$93,500.00
KENSHO TECHNOLOGIES INC., 1 WORLD TRADE CENTER, NEW YORK, NY (https://www.google.com/maps/place/1%20WORLD%20TRADE%20CENTER,NEW%20YORK,NY)	Graph	1	\$130,000.00	\$130,000.00	\$130,000.00
MEYERS ASSOCIATES, L.P., 45 BROADWAY 2ND FL, NEW YORK, NY (https://www.google.com/maps/place/45%20BROADWAY%202ND%20FL,NEW%20YORK,NY)	Graph	1	\$56,160.00	\$56,160.00	\$56,160.00
MURPHY-KENNEDY GROUP LLC, 61 BROADWAY, NEW YORK, NY (https://www.google.com/maps/place/61%20BROADWAY,NEW%20YORK,NY)	Graph	1	\$95,000.00	\$95,000.00	\$95,000.00
OPEN SYSTEMS TECHNOLOGIES INC, 22 CORTLANDT STREET, NEW YORK, NY (https://www.google.com/maps/place/22%20CORTLANDT%20STREET,NEW%20YORK,NY)	Graph	1	\$114,400.00	\$114,400.00	\$114,400.00
POPULUS GROUP LLC, 1 LIBERTY PLAZA 165 BROADWAY, NEW YROK, NY (https://www.google.com/maps/place/1%20LIBERTY%20PLAZA,%20165%20BROADWAY,NEW%20YROK,NY)	Graph	1	\$104,000.00	\$104,000.00	\$104,000.00
PT BANK NEGARA INDONESIA (PERSERO)TBK. NYA, PT BANK NEGARA INDONESIA NY AGENCY, NEW YORK, NY (https://www.google.com/maps/place/PT%20BANK%20NEGARA%20INDONESIA%20NY%20AGENCY,NEW%20YORK,NY)	Graph	1	\$62,962.00	\$62,962.00	\$62,962.00
SYNTEL INC, ONE EXCHANGE PLAZA, 55 BROADWAY, NEW YORK, NY (https://www.google.com/maps/place/ONE%20EXCHANGE%20PLAZA,%2055%20BROADWAY,NEW%20YORK,NY)	Graph	1	\$156,665.00	\$156,665.00	\$156,665.00
WINDSOR STREET CAPITAL, L.P., 45 BROADWAY, NEW YORK, NY (https://www.google.com/maps/place/45%20BROADWAY,NEW%20YORK,NY)	Graph	1	\$56,160.00	\$56,160.00	\$56,160.00
XL GLOBAL SERVICES, INC., ONE WORLD FINANCIAL CENTER, NEW YORK, NY (https://www.google.com/maps/place/ONE%20WORLD%20FINANCIAL%20CENTER,NEW%20YORK,NY)	Graph	1	\$85,218.00	\$85,218.00	\$85,218.00
ALPHA CONSULTING CORPORATION, 7 WORLD TRADE CENTER, NEW YORK, NY (https://www.google.com/maps/place/7%20WORLD%20TRADE%20CENTER,NEW%20YORK,NY)	Graph	2	\$110,364.80	\$110,364.80	\$110,364.80
CELERITY IT, LLC, 1 LIBERTY PLAZA, NEW YORK, NY (https://www.google.com/maps/place/1%20LIBERTY%20PLAZA,NEW%20YORK,NY)	Graph	2	\$90,594.50	\$90,376.00	\$90,376.00
INNOVATIVE INFORMATION TECHNOLOGIES,INC, FINRA, NEW YORK, NY (https://www.google.com/maps/place/FINRA,NEW%20YORK,NY)	Graph	2	\$68,000.00	\$68,000.00	\$68,000.00
TRANSATLANTIC REINSURANCE COMPANY, 1 LIBERTY PLAZA, 165 BROADWAY, NEW YORK, NY (https://www.google.com/maps/place/1%20LIBERTY%20PLAZA,%20165%20BROADWAY,NEW%20YORK,NY)	Graph	2	\$132,500.00	\$125,000.00	\$125,000.00
URBAN JUSTICE CENTER, 40 RECTOR ST. 9TH FL, NEW YORK, NY (https://www.google.com/maps/place/40%20RECTOR%20ST.%209TH%20FL,NEW%20YORK,NY)	Graph	3	\$50,000.00	\$50,000.00	\$50,000.00
ESSEX LAKE GROUP LLC, ESSEX LAKE GROUP LLC, NEW YORK, NY (https://www.google.com/maps/place/ESSEX%20LAKE%20GROUP%20LLC,NEW%20YORK,NY)	Graph	4	\$98,250.00	\$100,000.00	\$75,000.00
SEAVUS USA INC, 165 BROADWAY, NEW YORK, NY (https://www.google.com/maps/place/165%20BROADWAY,NEW%20YORK,NY)	Graph	4	\$107,725.00	\$110,000.00	\$90,900.00
SYNTEL INC, ONE EXCHANGE PLAZA, NEW YORK, NY (https://www.google.com/maps/place/ONE%20EXCHANGE%20PLAZA,NEW%20YORK,NY)	Graph	4	\$129,065.50	\$110,718.00	\$80,000.00
SYSCOM (USA), INC, 55 BROADWAY, NEW YORK, NY (https://www.google.com/maps/place/55%20BROADWAY,NEW%20YORK,NY)	Graph	5	\$57,247.96	\$53,400.00	\$46,675.00
NASDAQ, INC., ONE LIBERTY PLAZA, 165 BROADWAY, NEW YORK, NY (https://www.google.com/maps/place/ONE%20LIBERTY%20PLAZA,%20165%20BROADWAY,NEW%20YORK,NY)	Graph	9	\$139,142.09	\$131,997.00	\$68,556.80
VISIONET SYSTEMS, INC., TRANSATLANTIC REINSURANCE, NEW YORK, NY (https://www.google.com/maps/place/TRANSATLANTIC%20REINSURANCE,NEW%20YORK,NY)	Graph	12	\$71,480.67	\$71,000.00	\$65,000.00
ITG ANALYTICS, INC., ONE LIBERTY PLAZA, NEW YORK, NY (https://www.google.com/maps/place/ONE%20LIBERTY%20PLAZA,NEW%20YORK,NY)	Graph	19	\$127,089.95	\$117,300.00	\$70,300.00
Totals	Graph	83	\$101,416.68	\$92,768.00	\$46,675.00

Latitude: 40.709588 Longitude: -73.9547

Employer Name/Employer Address	Graph	Count	Mean Wage	Median Wage	Lowest Wage	Highest Wage
STEDFAST PRODUCTIONS, LLC, 314 S 3RD ST, BROOKLYN, NY (https://www.google.com/maps/place/314%20S%203RD%20ST,BROOKLYN,NY)	Graph	1	\$54,000.00	\$54,000.00	\$54,000.00	\$54,000.00
Totals	Graph	1	\$54,000.00	\$54,000.00	\$54,000.00	\$54,000.00

Employer Name/Worksite Address	Graph	Count	Mean Wage	Median Wage	Lowest Wage	Highest Wage
--------------------------------	-------	-------	-----------	-------------	-------------	--------------

Employer Name/Worksite Address	Graph	Count	Mean Wage	Median Wage	Lowest Wage	Highest Wage
STEDFAST PRODUCTIONS, LLC, 314 S 3RD STREET, BROOKLYN, NY (https://www.google.com/maps/place/314%20S%203RD%20STREET,BROOKLYN,NY)	Graph	1	\$54,000.00	\$54,000.00	\$54,000.00	\$54,000.00
Totals	Graph	1	\$54,000.00	\$54,000.00	\$54,000.00	\$54,000.00

Latitude: 40.709674 Longitude: -73.965845

Employer Name/Worksite Address	Graph	Count	Mean Wage	Median Wage	Lowest Wage	Highest Wage
BLANK HOSPITALITY INC, 88 SOUTH 8TH STREET, BROOKLYN, NY (https://www.google.com/maps/place/88%20SOUTH%208TH%20STREET,BROOKLYN,NY)	Graph	1	\$45,000.00	\$45,000.00	\$45,000.00	\$45,000.00
Totals	Graph	1	\$45,000.00	\$45,000.00	\$45,000.00	\$45,000.00

Employer Name/Worksite Address	Graph	Count	Mean Wage	Median Wage	Lowest Wage	Highest Wage
BLANK HOSPITALITY INC, 88 SOUTH 8TH STREET, BROOKLYN, NY (https://www.google.com/maps/place/88%20SOUTH%208TH%20STREET,BROOKLYN,NY)	Graph	1	\$45,000.00	\$45,000.00	\$45,000.00	\$45,000.00
Totals	Graph	1	\$45,000.00	\$45,000.00	\$45,000.00	\$45,000.00

Latitude: 40.709689 Longitude: -74.006216

Employer Name/Worksite Address	Graph	Count	Mean Wage	Median Wage	Lowest Wage	Highest Wage
CITY OF NEW YORK ADMINISTRATION FOR CHILDREN'S SERVICES, 150 WILLIAM ST, NEW YORK, NY (https://www.google.com/maps/place/150%20WILLIAM%20ST,NEW%20YORK,NY)	Graph	2	\$63,425.00	\$61,850.00	\$61,850.00	\$65,000.00
Totals	Graph	2	\$63,425.00	\$61,850.00	\$61,850.00	\$65,000.00

Employer Name/Worksite Address	Graph	Count	Mean Wage	Median Wage	Lowest Wage	Highest Wage
MARLABS, INC., 150 WILLIAM STREET,, NEW YORK, NY (https://www.google.com/maps/place/150%20WILLIAM%20STREET,,NEW%20YORK,NY)	Graph	1	\$75,800.00	\$75,800.00	\$75,800.00	\$75,800.00
SUNERA TECHNOLOGIES, INC, 150 WILLIAM ST, NEW YORK, NY (https://www.google.com/maps/place/150%20WILLIAM%20ST,NEW%20YORK,NY)	Graph	3	\$91,200.00	\$90,000.00	\$90,000.00	\$93,600.00
NAGARRO, INC., 150 WILLIAM STREET, NEW YORK, NY (https://www.google.com/maps/place/150%20WILLIAM%20STREET,NEW%20YORK,NY)	Graph	27	\$78,401.85	\$78,000.00	\$61,850.00	\$115,000.00
Totals	Graph	31	\$79,556.45	\$78,000.00	\$61,850.00	\$115,000.00

Latitude: 40.709694 Longitude: -74.011844

Employer Name/Worksite Address	Graph	Count	Mean Wage	Median Wage	Lowest Wage	Highest Wage
CLIECON SOLUTIONS, INC., 1 LIBERTY STREET, NEW YORK, NY (https://www.google.com/maps/place/1%20LIBERTY%20STREET,NEW%20YORK,NY)	Graph	2	\$95,406.50	\$90,813.00	\$90,813.00	\$100,000.00
Totals	Graph	2	\$95,406.50	\$90,813.00	\$90,813.00	\$100,000.00

Latitude: 40.709798 Longitude: -73.627938

Employer Name/Worksite Address	Graph	Count	Mean Wage	Median Wage	Lowest Wage	Highest Wage
THE ACADEMY CHARTER SCHOOL, 117 N. FRANKLIN STREET, HEMPSTEAD, NY (https://www.google.com/maps/place/117%20N.%20FRANKLIN%20STREET,HEMPSTEAD,NY)	Graph	1	\$75,830.00	\$75,830.00	\$75,830.00	\$75,830.00
Totals	Graph	1	\$75,830.00	\$75,830.00	\$75,830.00	\$75,830.00

Employer Name/Worksite Address	Graph	Count	Mean Wage	Median Wage	Lowest Wage	Highest Wage
THE ACADEMY CHARTER SCHOOL, 117 N. FRANKLIN STREET, HEMPSTEAD, NY (https://www.google.com/maps/place/117%20N.%20FRANKLIN%20STREET,HEMPSTEAD,NY)	Graph	1	\$75,830.00	\$75,830.00	\$75,830.00	\$75,830.00
Totals	Graph	1	\$75,830.00	\$75,830.00	\$75,830.00	\$75,830.00

Latitude: 40.709808 Longitude: -74.009823

Employer Name/Worksite Address	Graph	Count	Mean Wage	Median Wage	Lowest Wage	Highest Wage
TRA STUDIO ARCHITECTURE, PLLC., 1 MAIDEN LANE, NEW YORK, NY (https://www.google.com/maps/place/1%20MAIDEN%20LANE,NEW%20YORK,NY)	Graph	1	\$40,000.00	\$40,000.00	\$40,000.00	\$40,000.00
Totals	Graph	1	\$40,000.00	\$40,000.00	\$40,000.00	\$40,000.00

Employer Name/Worksite Address	Graph	Count	Mean Wage	Median Wage	Lowest Wage	Highest Wage
TRA STUDIO ARCHITECTURE, PLLC., 1 MAIDEN LANE, NEW YORK, NY (https://www.google.com/maps/place/1%20MAIDEN%20LANE,NEW%20YORK,NY)	Graph	1	\$40,000.00	\$40,000.00	\$40,000.00	\$40,000.00
Totals	Graph	1	\$40,000.00	\$40,000.00	\$40,000.00	\$40,000.00

Latitude: 40.709932 Longitude: -73.921444






Employer Name/Worksite Address	Graph	Count	Mean Wage	Median Wage	Lowest Wage	Highest Wage
X-HONG INTERNATIONAL GROUP INC., 1333 FLUSHING AVE., BROOKLYN, NY (https://www.google.com/maps/place/1333%20FLUSHING%20AVE.,BROOKLYN,NY)	Graph	1	\$55,764.80	\$55,764.80	\$55,764.80	\$55,764.80
Totals	Graph	1	\$55,764.80	\$55,764.80	\$55,764.80	\$55,764.80

Employer Name/Worksite Address	Graph	Count	Mean Wage	Median Wage	Lowest Wage	Highest Wage
X-HONG INTERNATIONAL GROUP INC., 1333 FLUSHING AVE., BROOKLYN, NY (https://www.google.com/maps/place/1333%20FLUSHING%20AVE.,BROOKLYN,NY)	Graph	1	\$55,764.80	\$55,764.80	\$55,764.80	\$55,764.80
Totals	Graph	1	\$55,764.80	\$55,764.80	\$55,764.80	\$55,764.80



Latitude: 40.709983 Longitude: -74.01022


Employer Name/Worksite Address	Graph	Count	Mean Wage	Median Wage	Lowest Wage	Highest Wage
DANOIS ARCHITECTS P.C., 22 CORTLANDT STREET, NEW YORK, NY (https://www.google.com/maps/place/22%20CORTLANDT%20STREET,NEW%20YORK,NY)	Graph	1	\$45,000.00	\$45,000.00	\$45,000.00	\$45,000.00
WEB SPIDERS, INC., 22 CORTLANDT STREET, SUITE 1635, NEW YORK, NY (https://www.google.com/maps/place/22%20CORTLANDT%20STREET,%20SUITE%201635,NEW%20YORK,NY)	Graph	1	\$105,000.00	\$105,000.00	\$105,000.00	\$105,000.00
CHRISTIAN MEDIA CORPORATION, 22 CORTLANDT ST, NEW YORK, NY (https://www.google.com/maps/place/22%20CORTLANDT%20ST,NEW%20YORK,NY)	Graph	2	\$98,000.00	\$81,000.00	\$81,000.00	\$115,000.00
MUNICIPAL CREDIT UNION, 22 CORTLANDT STREET, NEW YORK, NY (https://www.google.com/maps/place/22%20CORTLANDT%20STREET,NEW%20YORK,NY)	Graph	3	\$75,466.00	\$76,398.00	\$65,000.00	\$85,000.00
IMAGINE SOFTWARE, INC., 22 CORTLANDT STREET, NEW YORK, NY (https://www.google.com/maps/place/22%20CORTLANDT%20STREET,NEW%20YORK,NY)	Graph	7	\$104,571.43	\$100,000.00	\$70,000.00	\$140,000.00
Totals	Graph	14	\$93,171.29	\$90,000.00	\$45,000.00	\$140,000.00

Employer Name/Worksite Address	Graph	Count	Mean Wage	Median Wage	Lowest Wage	Highest Wage
PERFICIENT, INC., 22 CORTLANDT STREET, NEW YORK CITY, NY (https://www.google.com/maps/place/22%20CORTLANDT%20STREET,NEW%20YORK%20CITY,NY)	Graph	1	\$86,653.00	\$86,653.00	\$86,653.00	\$86,653.00


Employer Name/Worksite Address	Graph	Count	Mean Wage	Median Wage	Lowest Wage	Highest Wage
WEB SPIDERS, INC., 22 CORTLANDT STREET, SUITE 1635, NEW YORK, NY (https://www.google.com/maps/place/22%20CORTLANDT%20STREET,%20SUITE%201635,NEW%20YORK,NY)		1	\$105,000.00	\$105,000.00	\$105,000.00	\$105,000.00
CHRISTIAN MEDIA CORPORATION, 22 CORTLANDT ST, NEW YORK, NY (https://www.google.com/maps/place/22%20CORTLANDT%20ST,NEW%20YORK,NY)		3	\$96,333.33	\$93,000.00	\$81,000.00	\$115,000.00
DELOITTE CONSULTING LLP, 22 CORTLAND STREET, NEW YORK, NY (https://www.google.com/maps/place/22%20CORTLAND%20STREET,NEW%20YORK,NY)		15	\$65,000.00	\$65,000.00	\$65,000.00	\$65,000.00
THE CHRISTIAN POST, 22 CORTLANDT STREET, NEW YORK, NY (https://www.google.com/maps/place/22%20CORTLANDT%20STREET,NEW%20YORK,NY)		30	\$89,616.70	\$83,000.00	\$45,000.00	\$165,000.00
Totals		50	\$82,883.08	\$83,000.00	\$45,000.00	\$165,000.00

Latitude: 40.710033 Longitude: -74.005314


Employer Name/Worksite Address	Graph	Count	Mean Wage	Median Wage	Lowest Wage	Highest Wage
JETHMALANI AND NALLASETH PLLC, 41-43 BEEKMAN STREET, NEW YORK, NY (https://www.google.com/maps/place/41-43%20BEEKMAN%20STREET,NEW%20YORK,NY)		1	\$79,123.00	\$79,123.00	\$79,123.00	\$79,123.00
Totals		1	\$79,123.00	\$79,123.00	\$79,123.00	\$79,123.00



Employer Name/Worksite Address	Graph	Count	Mean Wage	Median Wage	Lowest Wage	Highest Wage
JETHMALANI AND NALLASETH PLLC, 41-43 BEEKMAN STREET, NEW YORK, NY (https://www.google.com/maps/place/41-43%20BEEKMAN%20STREET,NEW%20YORK,NY)		1	\$79,123.00	\$79,123.00	\$79,123.00	\$79,123.00
Totals		1	\$79,123.00	\$79,123.00	\$79,123.00	\$79,123.00

Latitude: 40.710121 Longitude: -74.005973

Employer Name/Worksite Address	Graph	Count	Mean Wage	Median Wage	Lowest Wage	Highest Wage
PACE UNIVERSITY, 163 WILLIAM STREET, NEW YORK, NY (https://www.google.com/maps/place/163%20WILLIAM%20STREET,NEW%20YORK,NY)		1	\$54,000.00	\$54,000.00	\$54,000.00	\$54,000.00
Totals		1	\$54,000.00	\$54,000.00	\$54,000.00	\$54,000.00

Latitude: 40.710275 Longitude: -74.009674

Employer Name/Worksite Address	Graph	Count	Mean Wage	Median Wage	Lowest Wage	Highest Wage
YANGTZE RIVER DEVELOPMENT LIMITED, 183 BROADWAY SUITE 5, NEW YORK, NY (https://www.google.com/maps/place/183%20BROADWAY%20SUITE%205,NEW%20YORK,NY)		1	\$55,765.00	\$55,765.00	\$55,765.00	\$55,765.00
Totals		1	\$55,765.00	\$55,765.00	\$55,765.00	\$55,765.00

Employer Name/Worksite Address	Graph	Count	Mean Wage	Median Wage	Lowest Wage	Highest Wage
YANGTZE RIVER DEVELOPMENT LIMITED, 183 BROADWAY SUITE 5, NEW YORK, NY (https://www.google.com/maps/place/183%20BROADWAY%20SUITE%205,NEW%20YORK,NY)		1	\$55,765.00	\$55,765.00	\$55,765.00	\$55,765.00
Totals		1	\$55,765.00	\$55,765.00	\$55,765.00	\$55,765.00

Latitude: 40.710444 Longitude: -74.0097

Employer Name/Worksite Address	Graph	Count	Mean Wage	Median Wage	Lowest Wage	Highest Wage
CLIFFORD DIAS, P.E., P.C., 7 DEY STREET, NEW YORK, NY (https://www.google.com/maps/place/7%20DEY%20STREET,NEW%20YORK,NY)		1	\$68,868.80	\$68,868.80	\$68,868.80	\$68,868.80

Employer Name/Employer Address	Graph	Count	Mean Wage	Median Wage	Lowest Wage	Highest Wage
PALADIN MARKET ADVISORS, LLC, 7 DEY STREET, NEW YORK, NY (https://www.google.com/maps/place/7%20DEY%20STREET,NEW%20YORK,NY)	Graph	1	\$66,000.00	\$66,000.00	\$66,000.00	\$66,000.00
Totals	Graph	2	\$67,434.40	\$66,000.00	\$66,000.00	\$68,868.80

Employer Name/Worksite Address	Graph	Count	Mean Wage	Median Wage	Lowest Wage	Highest Wage
CLIFFORD DIAS, P.E., P.C., 7 DEY STREET, SUITE 1601, NEW YORK, NY (https://www.google.com/maps/place/7%20DEY%20STREET,%20SUITE%201601,NEW%20YORK,NY)	Graph	1	\$68,868.80	\$68,868.80	\$68,868.80	\$68,868.80
ENJOY REHAB PT, PC, 7 DEY STREET, NEW YORK, NY (https://www.google.com/maps/place/7%20DEY%20STREET,NEW%20YORK,NY)	Graph	3	\$54,663.33	\$65,750.00	\$32,240.00	\$66,000.00
Totals	Graph	4	\$58,214.70	\$65,750.00	\$32,240.00	\$68,868.80

Latitude: 40.71048 Longitude: -74.003755

Employer Name/Employer Address	Graph	Count	Mean Wage	Median Wage	Lowest Wage	Highest Wage
JAPANESE AMERICAN SOCIAL SERVICES INC., 100 GOLD STREET, NEW YORK, NY (https://www.google.com/maps/place/100%20GOLD%20STREET,NEW%20YORK,NY)	Graph	1	\$56,576.00	\$56,576.00	\$56,576.00	\$56,576.00
Totals	Graph	1	\$56,576.00	\$56,576.00	\$56,576.00	\$56,576.00

Employer Name/Worksite Address	Graph	Count	Mean Wage	Median Wage	Lowest Wage	Highest Wage
THE CITY OF NEW YORK, 100 GOLD ST, NEW YORK, NY (https://www.google.com/maps/place/100%20GOLD%20ST,NEW%20YORK,NY)	Graph	1	\$70,286.00	\$70,286.00	\$70,286.00	\$70,286.00
MAESTRO TECHNOLOGIES, INC, 100 GOLD STREET, NEW YORK, NY (https://www.google.com/maps/place/100%20GOLD%20STREET,NEW%20YORK,NY)	Graph	9	\$87,214.89	\$78,000.00	\$56,830.00	\$162,240.00
Totals	Graph	10	\$85,522.00	\$78,000.00	\$56,830.00	\$162,240.00

Latitude: 40.710596 Longitude: -73.965913

Employer Name/Employer Address	Graph	Count	Mean Wage	Median Wage	Lowest Wage	Highest Wage
MARLOW, INC, 85 BROADWAY, BROOKLYN, NY (https://www.google.com/maps/place/85%20BROADWAY,BROOKLYN,NY)	Graph	1	\$60,000.00	\$60,000.00	\$60,000.00	\$60,000.00
Totals	Graph	1	\$60,000.00	\$60,000.00	\$60,000.00	\$60,000.00

Employer Name/Worksite Address	Graph	Count	Mean Wage	Median Wage	Lowest Wage	Highest Wage
MARLOW, INC, 85 BROADWAY, BROOKLYN, NY (https://www.google.com/maps/place/85%20BROADWAY,BROOKLYN,NY)	Graph	1	\$60,000.00	\$60,000.00	\$60,000.00	\$60,000.00
Totals	Graph	1	\$60,000.00	\$60,000.00	\$60,000.00	\$60,000.00

Latitude: 40.710614 Longitude: -74.009387

Employer Name/Employer Address	Graph	Count	Mean Wage	Median Wage	Lowest Wage	Highest Wage
NAMELY INC., 195 BROADWAY, NEW YORK, NY (https://www.google.com/maps/place/195%20BROADWAY,NEW%20YORK,NY)	Graph	1	\$115,000.00	\$115,000.00	\$115,000.00	\$115,000.00
OMNICOM MEDIA GROUP HOLDINGS, INC, 195 BROADWAY, NEW YORK, NY (https://www.google.com/maps/place/195%20BROADWAY,NEW%20YORK,NY)	Graph	1	\$98,000.00	\$98,000.00	\$98,000.00	\$98,000.00
PORTER NOVELLI, INC, 195 BROADWAY, NEW YORK, NY (https://www.google.com/maps/place/195%20BROADWAY,NEW%20YORK,NY)	Graph	1	\$67,000.00	\$67,000.00	\$67,000.00	\$67,000.00

Employer Name/Employer Address	Graph	Count	Mean Wage	Median Wage	Lowest Wage	Highest Wage
PORTER NOVELLI, INC., 195 BROADWAY, NEW YORK, NY (https://www.google.com/maps/place/195%20BROADWAY,NEW%20YORK,NY)	Graph	1	\$175,000.00	\$175,000.00	\$175,000.00	\$175,000.00
RESOLUTION MEDIA INC., 195 BROADWAY, NEW YORK, NY (https://www.google.com/maps/place/195%20BROADWAY,NEW%20YORK,NY)	Graph	2	\$147,500.00	\$110,000.00	\$110,000.00	\$185,000.00
OMNICOM MEDIA GROUP HOLDINGS, INC., 195 BROADWAY, NEW YORK, NY (https://www.google.com/maps/place/195%20BROADWAY,NEW%20YORK,NY)	Graph	3	\$81,666.67	\$80,000.00	\$75,000.00	\$90,000.00
OMD USA LLC, 195 BROADWAY, NEW YORK, NY (https://www.google.com/maps/place/195%20BROADWAY,NEW%20YORK,NY)	Graph	5	\$52,600.00	\$47,000.00	\$47,000.00	\$75,000.00
ACCUEN INC., 195 BROADWAY, NEW YORK, NY (https://www.google.com/maps/place/195%20BROADWAY,NEW%20YORK,NY)	Graph	7	\$62,285.71	\$64,000.00	\$47,000.00	\$102,000.00
XO GROUP INC., 195 BROADWAY, NEW YORK, NY (https://www.google.com/maps/place/195%20BROADWAY,NEW%20YORK,NY)	Graph	7	\$93,211.14	\$90,813.00	\$53,165.00	\$125,000.00
Totals	Graph	28	\$83,802.79	\$75,000.00	\$47,000.00	\$185,000.00

Employer Name/Worksite Address	Graph	Count	Mean Wage	Median Wage	Lowest Wage	Highest Wage
SONATA SOFTWARE NORTH AMERICA INC, 195 BROADWAY, FLOOR 28, NEW YORK, NY (https://www.google.com/maps/place/195%20BROADWAY,%20FLOOR%2028,NEW%20YORK,NY)	Graph	1	\$71,781.00	\$71,781.00	\$71,781.00	\$71,781.00
ROCKET FUEL, INC., 195 BROADWAY, NEW YORK, NY (https://www.google.com/maps/place/195%20BROADWAY,NEW%20YORK,NY)	Graph	32	\$84,565.69	\$75,000.00	\$47,000.00	\$185,000.00
Totals	Graph	33	\$84,178.27	\$75,000.00	\$47,000.00	\$185,000.00

Latitude: 40.710743 Longitude: -73.933706

Employer Name/Employer Address	Graph	Count	Mean Wage	Median Wage	Lowest Wage	Highest Wage
LIVESTREAM LLC, 195 MORGAN AVENUE, BROOKLYN, NY (https://www.google.com/maps/place/195%20MORGAN%20AVENUE,BROOKLYN,NY)	Graph	5	\$100,451.60	\$90,813.00	\$53,165.00	\$177,091.00
Totals	Graph	5	\$100,451.60	\$90,813.00	\$53,165.00	\$177,091.00

Employer Name/Worksite Address	Graph	Count	Mean Wage	Median Wage	Lowest Wage	Highest Wage
LIVESTREAM LLC, 195 MORGAN AVENUE, BROOKLYN, NY (https://www.google.com/maps/place/195%20MORGAN%20AVENUE,BROOKLYN,NY)	Graph	5	\$100,451.60	\$90,813.00	\$53,165.00	\$177,091.00
Totals	Graph	5	\$100,451.60	\$90,813.00	\$53,165.00	\$177,091.00

Latitude: 40.710835 Longitude: -73.967533

Employer Name/Employer Address	Graph	Count	Mean Wage	Median Wage	Lowest Wage	Highest Wage
CONVICTS, LLC, 14 DUNHAM PLACE #18, BROOKLYN, NY (https://www.google.com/maps/place/14%20DUNHAM%20PLACE%20#18,BROOKLYN,NY)	Graph	1	\$51,529.00	\$51,529.00	\$51,529.00	\$51,529.00
CONVICTS, LLC, 14 DUNHAM PLACE, BROOKLYN, NY (https://www.google.com/maps/place/14%20DUNHAM%20PLACE,BROOKLYN,NY)	Graph	1	\$95,700.00	\$95,700.00	\$95,700.00	\$95,700.00
RESPONDENT INC, 14 DUNHAM PLACE, NEW YORK, NY (https://www.google.com/maps/place/14%20DUNHAM%20PLACE,NEW%20YORK,NY)	Graph	1	\$50,960.00	\$50,960.00	\$50,960.00	\$50,960.00
RESPONDENT INC, UNIT 5, NEW YORK, NY (https://www.google.com/maps/place/UNIT%205,NEW%20YORK,NY)	Graph	2	\$59,488.00	\$46,675.20	\$46,675.20	\$72,300.80
Totals	Graph	5	\$63,433.00	\$51,529.00	\$46,675.20	\$95,700.00

Employer Name/Worksite Address	Graph	Count	Mean Wage	Median Wage	Lowest Wage	Highest Wage
CONVICTS, LLC, 14 DUNHAM PLACE, BROOKLYN, NY (https://www.google.com/maps/place/14%20DUNHAM%20PLACE,BROOKLYN,NY)	Graph	1	\$51,529.00	\$51,529.00	\$51,529.00	\$51,529.00

Employer Name/Worksite Address	Graph	Count	Mean Wage	Median Wage	Lowest Wage	Highest Wage
Totals	Graph	1	\$51,529.00	\$51,529.00	\$51,529.00	\$51,529.00

Latitude: 40.710918 Longitude: -74.008945

Employer Name/Employer Address	Graph	Count	Mean Wage	Median Wage	Lowest Wage	Highest Wage
X. AI, INC, 200 BROADWAY, NEW YORK, NY (https://www.google.com/maps/place/200%20BROADWAY,NEW%20YORK,NY)	Graph	1	\$155,000.00	\$155,000.00	\$155,000.00	\$155,000.00
X.AI, INC., 200 BROADWAY, NEW YORK, NY (https://www.google.com/maps/place/200%20BROADWAY,NEW%20YORK,NY)	Graph	1	\$125,000.00	\$125,000.00	\$125,000.00	\$125,000.00
LIANGXIN CONSULTING SERVICES, LTD., 200 BROADWAY, NEW YORK, NY (https://www.google.com/maps/place/200%20BROADWAY,NEW%20YORK,NY)	Graph	2	\$54,797.60	\$53,684.80	\$53,684.80	\$55,910.40
PROJECT CORE INC., 200 BROADWAY, NEW YORK, NY (https://www.google.com/maps/place/200%20BROADWAY,NEW%20YORK,NY)	Graph	2	\$96,245.50	\$57,491.00	\$57,491.00	\$135,000.00
Totals	Graph	6	\$97,014.37	\$57,491.00	\$53,684.80	\$155,000.00

Employer Name/Worksite Address	Graph	Count	Mean Wage	Median Wage	Lowest Wage	Highest Wage
LIANGXIN CONSULTING SERVICES, LTD., 200 BROADWAY, NEW YORK, NY (https://www.google.com/maps/place/200%20BROADWAY,NEW%20YORK,NY)	Graph	4	\$75,521.55	\$55,910.40	\$53,684.80	\$135,000.00
Totals	Graph	4	\$75,521.55	\$55,910.40	\$53,684.80	\$135,000.00

Latitude: 40.711074 Longitude: -74.008803

Employer Name/Employer Address	Graph	Count	Mean Wage	Median Wage	Lowest Wage	Highest Wage
GUARDIAN NEWS & MEDIA LLC, 222 BROADWAY, NEW YORK, NY (https://www.google.com/maps/place/222%20BROADWAY,NEW%20YORK,NY)	Graph	1	\$75,000.00	\$75,000.00	\$75,000.00	\$75,000.00
IPULLRANK LLC, 222 BROADWAY, NEW YORK, NY (https://www.google.com/maps/place/222%20BROADWAY,NEW%20YORK,NY)	Graph	1	\$64,800.00	\$64,800.00	\$64,800.00	\$64,800.00
LAW OFFICES OF STEVE MAGGI P.A., 222 BROADWAY, NEW YORK, NY (https://www.google.com/maps/place/222%20BROADWAY,NEW%20YORK,NY)	Graph	1	\$40,000.00	\$40,000.00	\$40,000.00	\$40,000.00
MEDIAKEYS, INC., 222 BROADWAY, NEW YORK CITY, NY (https://www.google.com/maps/place/222%20BROADWAY,NEW%20YORK%20CITY,NY)	Graph	1	\$147,500.00	\$147,500.00	\$147,500.00	\$147,500.00
MONEGRAPH INC., 222 BROADWAY, NEW YORK, NY (https://www.google.com/maps/place/222%20BROADWAY,NEW%20YORK,NY)	Graph	1	\$125,000.00	\$125,000.00	\$125,000.00	\$125,000.00
RDk PARTNERS LLC, 222 BROADWAY, NEW YORK, NY (https://www.google.com/maps/place/222%20BROADWAY,NEW%20YORK,NY)	Graph	1	\$38,771.20	\$38,771.20	\$38,771.20	\$38,771.20
SMARCLE, INC., 222 BROADWAY, NEW YORK, NY (https://www.google.com/maps/place/222%20BROADWAY,NEW%20YORK,NY)	Graph	1	\$58,052.80	\$58,052.80	\$58,052.80	\$58,052.80
SMSGLOBAL (US) LLC, 19TH FLOOR, NEW YORK, NY (https://www.google.com/maps/place/19TH%20FLOOR,NEW%20YORK,NY)	Graph	1	\$150,000.00	\$150,000.00	\$150,000.00	\$150,000.00
SUNCLOUD MEDIA, INC., 222 BROADWAY, NEW YORK, NY (https://www.google.com/maps/place/222%20BROADWAY,NEW%20YORK,NY)	Graph	1	\$44,428.80	\$44,428.80	\$44,428.80	\$44,428.80
TOUCH PRESS INC., 222 BROADWAY, NEW YORK, NY (https://www.google.com/maps/place/222%20BROADWAY,NEW%20YORK,NY)	Graph	1	\$100,000.00	\$100,000.00	\$100,000.00	\$100,000.00
PLEECO, INC., 222 BROADWAY, NEW YORK, NY (https://www.google.com/maps/place/222%20BROADWAY,NEW%20YORK,NY)	Graph	2	\$72,000.00	\$60,000.00	\$60,000.00	\$84,000.00
REALSTER LLC, 222 BROADWAY, NEW YORK CITY, NY (https://www.google.com/maps/place/222%20BROADWAY,NEW%20YORK%20CITY,NY)	Graph	2	\$101,920.00	\$99,840.00	\$99,840.00	\$104,000.00
ROYAL IT INC, 222 BROADWAY, NEW YORK, NY (https://www.google.com/maps/place/222%20BROADWAY,NEW%20YORK,NY)	Graph	2	\$80,000.00	\$80,000.00	\$80,000.00	\$80,000.00
Totals	Graph	16	\$84,462.05	\$80,000.00	\$38,771.20	\$150,000.00

11/9/2018H-1B Work Visas

Employer Name/Worksite Address	Graph	Count	Mean Wage	Median Wage	Lowest Wage	Highest Wage
ALLTECH CONSULTING SERVICES INC, 222 BROADWAY, 10TH FLOOR, NEW YORK, NY (https://www.google.com/maps/place/222%20BROADWAY,%2010TH%20FLOOR,NEW%20YORK,NY)	Graph	1	\$131,996.80	\$131,996.80	\$131,996.80	\$131,996.80
MITCHELL/MARTIN, INC., CITIGROUP, NEW YORK, NY (https://www.google.com/maps/place/CITIGROUP,NEW%20YORK,NY)	Graph	1	\$131,997.00	\$131,997.00	\$131,997.00	\$131,997.00
SMSGLOBAL (US) LLC, 19TH FLOOR, NEW YORK, NY (https://www.google.com/maps/place/19TH%20FLOOR,NEW%20YORK,NY)	Graph	1	\$150,000.00	\$150,000.00	\$150,000.00	\$150,000.00
TERADATA OPERATIONS, INC., 222 BROADWAY, 19TH FLOOR, NEW YORK, NY (https://www.google.com/maps/place/222%20BROADWAY,%2019TH%20FLOOR,NEW%20YORK,NY)	Graph	1	\$97,878.04	\$97,878.04	\$97,878.04	\$97,878.04
ENTEELI CONSULTING LLC, 222 BROADWAY, NEW YORK CITY, NY (https://www.google.com/maps/place/222%20BROADWAY,NEW%20YORK%20CITY,NY)	Graph	2	\$120,550.00	\$93,600.00	\$93,600.00	\$147,500.00
SOFTECH INTERNATIONAL RESOURCES, INC., 222 BROADWAY, NEWYORK, NY (https://www.google.com/maps/place/222%20BROADWAY,NEWYORK,NY)	Graph	2	\$68,890.50	\$66,000.00	\$66,000.00	\$71,781.00
MITCHELL/MARTIN, INC., BANK OF AMERICA, NEW YORK, NY (https://www.google.com/maps/place/BANK%20OF%20AMERICA,NEW%20YORK,NY)	Graph	10	\$120,373.90	\$124,987.00	\$86,653.00	\$136,906.00
TATA CONSULTANCY SERVICES LIMITED, 222 BROADWAY, NEW YORK, NY (https://www.google.com/maps/place/222%20BROADWAY,NEW%20YORK,NY)	Graph	278	\$96,289.60	\$90,813.00	\$38,771.20	\$189,000.00
Totals	Graph	296	\$97,510.13	\$92,000.00	\$38,771.20	\$189,000.00

Latitude: 40.711077 Longitude: -73.935459

Employer Name/Employer Address	Graph	Count	Mean Wage	Median Wage	Lowest Wage	Highest Wage
THE ELEPHANT PANTS INC., 220 BOGART STREET, BROOKLYN, NY (https://www.google.com/maps/place/220%20BOGART%20STREET,BROOKLYN,NY)	Graph	1	\$65,000.00	\$65,000.00	\$65,000.00	\$65,000.00
Totals	Graph	1	\$65,000.00	\$65,000.00	\$65,000.00	\$65,000.00

Employer Name/Worksite Address	Graph	Count	Mean Wage	Median Wage	Lowest Wage	Highest Wage
THE ELEPHANT PANTS INC., 220 BOGART STREET, BROOKLYN, NY (https://www.google.com/maps/place/220%20BOGART%20STREET,BROOKLYN,NY)	Graph	1	\$65,000.00	\$65,000.00	\$65,000.00	\$65,000.00
Totals	Graph	1	\$65,000.00	\$65,000.00	\$65,000.00	\$65,000.00

Latitude: 40.71108 Longitude: -74.006574

Employer Name/Employer Address	Graph	Count	Mean Wage	Median Wage	Lowest Wage	Highest Wage
P3 INTERNATIONAL CORPORATION, 132 NASSAU STREET, NEW YORK, NY (https://www.google.com/maps/place/132%20NASSAU%20STREET,NEW%20YORK,NY)	Graph	1	\$69,700.80	\$69,700.80	\$69,700.80	\$69,700.80
Totals	Graph	1	\$69,700.80	\$69,700.80	\$69,700.80	\$69,700.80

Employer Name/Worksite Address	Graph	Count	Mean Wage	Median Wage	Lowest Wage	Highest Wage
P3 INTERNATIONAL CORPORATION, 132 NASSAU STREET, NEW YORK, NY (https://www.google.com/maps/place/132%20NASSAU%20STREET,NEW%20YORK,NY)	Graph	1	\$69,700.80	\$69,700.80	\$69,700.80	\$69,700.80
Totals	Graph	1	\$69,700.80	\$69,700.80	\$69,700.80	\$69,700.80

Latitude: 40.711116 Longitude: -74.014809

Employer Name/Employer Address	Graph	Count	Mean Wage	Median Wage	Lowest Wage	Highest Wage
ARCH INSURANCE GROUP INC., ONE LIBERTY PLAZA, NEW YORK, NY (https://www.google.com/maps/place/ONE%20LIBERTY%20PLAZA,NEW%20YORK,NY)	Graph	1	\$80,000.00	\$80,000.00	\$80,000.00	\$80,000.00
NASDAQ CORPORATE SOLUTIONS LLC, ONE LIBERTY PLAZA, NEW YORK, NY (https://www.google.com/maps/place/ONE%20LIBERTY%20PLAZA,NEW%20YORK,NY)	Graph	1	\$81,600.00	\$81,600.00	\$81,600.00	\$81,600.00

Employer Name/Employer Address	Graph	Count	Mean Wage	Median Wage	Lowest Wage	Highest Wage
THE CHANCELLOR, MASTER AND SCHOLARS OF THE UNIVERSITY OF CAMBRIDGE, ONE LIBERTY PLAZA, NEW YORK, NY (https://www.google.com/maps/place/ONE%20LIBERTY%20PLAZA,NEW%20YORK,NY)	Graph	1	\$48,006.40	\$48,006.40	\$48,006.40	\$48,006.40
SOLOMON R. GUGGENHEIM FOUNDATION, ONE LIBERTY PLAZA, NEW YORK, NY (https://www.google.com/maps/place/ONE%20LIBERTY%20PLAZA,NEW%20YORK,NY)	Graph	2	\$222,848.80	\$49,000.00	\$49,000.00	\$396,697.60
THE NASDAQ STOCK MARKET LLC, ONE LIBERTY PLAZA, NEW YORK, NY (https://www.google.com/maps/place/ONE%20LIBERTY%20PLAZA,NEW%20YORK,NY)	Graph	2	\$83,975.00	\$72,950.00	\$72,950.00	\$95,000.00
INTERNATIONAL SECURITIES EXCHANGE, LLC, ONE LIBERTY PLAZA, NEW YORK, NY (https://www.google.com/maps/place/ONE%20LIBERTY%20PLAZA,NEW%20YORK,NY)	Graph	3	\$119,450.00	\$124,987.00	\$96,457.00	\$136,906.00
ITG SOFTWARE SOLUTIONS INC., ONE LIBERTY PLAZA, NEW YORK, NY (https://www.google.com/maps/place/ONE%20LIBERTY%20PLAZA,NEW%20YORK,NY)	Graph	16	\$121,951.81	\$115,000.00	\$80,000.00	\$210,000.00
CLEARY GOTTLIEB STEEN & HAMILTON LLP, ONE LIBERTY PLAZA, NEW YORK, NY (https://www.google.com/maps/place/ONE%20LIBERTY%20PLAZA,NEW%20YORK,NY)	Graph	21	\$187,476.19	\$180,000.00	\$97,000.00	\$300,000.00
Totals	Graph	47	\$150,421.98	\$160,000.00	\$48,006.40	\$396,697.60

Employer Name/Worksite Address	Graph	Count	Mean Wage	Median Wage	Lowest Wage	Highest Wage
CLEARY GOTTLIEB STEEN & HAMILTON LLP, ONE LIBERTY PLAZA, NEW YORK, NY (https://www.google.com/maps/place/ONE%20LIBERTY%20PLAZA,NEW%20YORK,NY)	Graph	43	\$144,283.91	\$110,000.00	\$48,006.40	\$396,697.60
Totals	Graph	43	\$144,283.91	\$110,000.00	\$48,006.40	\$396,697.60

Latitude: 40.711143 Longitude: -74.008675

Employer Name/Employer Address	Graph	Count	Mean Wage	Median Wage	Lowest Wage	Highest Wage
MIC NETWORK, INC., 285 FULTON STREET, NEW YORK, NY (https://www.google.com/maps/place/285%20FULTON%20STREET,NEW%20YORK,NY)	Graph	1	\$70,000.00	\$70,000.00	\$70,000.00	\$70,000.00
Totals	Graph	1	\$70,000.00	\$70,000.00	\$70,000.00	\$70,000.00

Employer Name/Worksite Address	Graph	Count	Mean Wage	Median Wage	Lowest Wage	Highest Wage
MIC NETWORK INC., 285 FULTON STREET, STE. 82, NEW YORK, NY (https://www.google.com/maps/place/285%20FULTON%20STREET,%20STE.%2082,NEW%20YORK,NY)	Graph	1	\$70,000.00	\$70,000.00	\$70,000.00	\$70,000.00
TATA CONSULTANCY SERVICES LIMITED, 285 FULTON ST, NEW YORK, NY (https://www.google.com/maps/place/285%20FULTON%20ST,NEW%20YORK,NY)	Graph	7	\$90,004.86	\$88,317.00	\$71,781.00	\$113,187.00
TATA CONSULTANCY SERVICES LIMITED, 285 FULTON STREET, NEW YORK, NY (https://www.google.com/maps/place/285%20FULTON%20STREET,NEW%20YORK,NY)	Graph	29	\$80,566.66	\$71,781.00	\$64,813.00	\$136,186.00
Totals	Graph	37	\$82,066.68	\$71,781.00	\$64,813.00	\$136,186.00

Latitude: 40.711192 Longitude: -73.986769

Employer Name/Worksite Address	Graph	Count	Mean Wage	Median Wage	Lowest Wage	Highest Wage
ACCENTURE LLP, 251 CLINTON STREET, NEW YORK, NY (https://www.google.com/maps/place/251%20CLINTON%20STREET,NEW%20YORK,NY)	Graph	1	\$105,000.00	\$105,000.00	\$105,000.00	\$105,000.00
Totals	Graph	1	\$105,000.00	\$105,000.00	\$105,000.00	\$105,000.00

Latitude: 40.711229 Longitude: -74.015993

Employer Name/Worksite Address	Graph	Count	Mean Wage	Median Wage	Lowest Wage	Highest Wage
TENCENT AMERICA LLC, 375 SOUTH END AVE, NEW YORK, NY (https://www.google.com/maps/place/375%20SOUTH%20END%20AVE,NEW%20YORK,NY)	Graph	1	\$75,000.00	\$75,000.00	\$75,000.00	\$75,000.00
Totals	Graph	1	\$75,000.00	\$75,000.00	\$75,000.00	\$75,000.00

Latitude: 40.711262 Longitude: -73.933789

Employer Name/Worksite Address	Graph	Count	Mean Wage	Median Wage	Lowest Wage	Highest Wage
ROLLING FRITO-LAY SALES, LP, 222 MORGAN AVENUE, BROOKLYN, NY (https://www.google.com/maps/place/222%20MORGAN%20AVENUE,BROOKLYN,NY)	Graph	1	\$98,570.00	\$98,570.00	\$98,570.00	\$98,570.00
Totals	Graph	1	\$98,570.00	\$98,570.00	\$98,570.00	\$98,570.00

Latitude: 40.711266 Longitude: -73.962826

Employer Name/Employer Address	Graph	Count	Mean Wage	Median Wage	Lowest Wage	Highest Wage
ARTICLE 22, LLC, 240 KENT AVNUE, SUITE 3A4A, BROOKLYN, NY (https://www.google.com/maps/place/240%20KENT%20AVNUE,%20SUITE%203A4A,BROOKLYN,NY)	Graph	1	\$70,000.00	\$70,000.00	\$70,000.00	\$70,000.00
FIND YOUR CENTER LLC, D706, 184 KENT AVENUE, WILLIAMSBURG, NY (https://www.google.com/maps/place/D706,%20184%20KENT%20AVENUE,WILLIAMSBURG,NY)	Graph	1	\$250,000.00	\$250,000.00	\$250,000.00	\$250,000.00
MIRIMAR AVE INC., 144 NORTH 7TH, BROOKLYN, NY (https://www.google.com/maps/place/144%20NORTH%207TH,BROOKLYN,NY)	Graph	1	\$150,000.00	\$150,000.00	\$150,000.00	\$150,000.00
TVI DESIGNS LLC, 125 NORTH 10TH STREET, SPHF, BROOKLYN, NY (https://www.google.com/maps/place/125%20NORTH%2010TH%20STREET,%20SPHF,BROOKLYN,NY)	Graph	1	\$53,164.80	\$53,164.80	\$53,164.80	\$53,164.80
Totals	Graph	4	\$130,791.20	\$70,000.00	\$53,164.80	\$250,000.00

Employer Name/Worksite Address	Graph	Count	Mean Wage	Median Wage	Lowest Wage	Highest Wage
CBRE INC., 200 PARK AVENUE, NEW YORK, NY (https://www.google.com/maps/place/200%20PARK%20AVENUE,NEW%20YORK,NY)	Graph	1	\$101,421.00	\$101,421.00	\$101,421.00	\$101,421.00
DOCKER, INC., 240 KENT AVENUE, NEW YORK, NY (https://www.google.com/maps/place/240%20KENT%20AVENUE,NEW%20YORK,NY)	Graph	1	\$131,997.00	\$131,997.00	\$131,997.00	\$131,997.00
FIND YOUR CENTER LLC, D706, WILLIAMSBURG, NY (https://www.google.com/maps/place/D706,WILLIAMSBURG,NY)	Graph	1	\$250,000.00	\$250,000.00	\$250,000.00	\$250,000.00
KSK CONSTRUCTION GROUP LLC, 136 NORTH 10 STREET, BROOKLYN, NY (https://www.google.com/maps/place/136%20NORTH%2010%20STREET,BROOKLYN,NY)	Graph	1	\$62,171.00	\$62,171.00	\$62,171.00	\$62,171.00
LOGICATECH,INC, 55 WASHINGTON STREET, BROOKLYN, NY (https://www.google.com/maps/place/55%20WASHINGTON%20STREET,BROOKLYN,NY)	Graph	1	\$93,000.00	\$93,000.00	\$93,000.00	\$93,000.00
MIRIMAR AVE INC., 144 NORTH 7TH, BROOKLYN, NY (https://www.google.com/maps/place/144%20NORTH%207TH,BROOKLYN,NY)	Graph	1	\$150,000.00	\$150,000.00	\$150,000.00	\$150,000.00
VAMOS ARCHITECTURE PC, 100 NORTH 3RD STREET, BROOKLYN, NY (https://www.google.com/maps/place/100%20NORTH%203RD%20STREET,BROOKLYN,NY)	Graph	1	\$62,000.00	\$62,000.00	\$62,000.00	\$62,000.00
Totals	Graph	7	\$121,512.71	\$101,421.00	\$62,000.00	\$250,000.00

Latitude: 40.711272 Longitude: -74.013974

Employer Name/Employer Address	Graph	Count	Mean Wage	Median Wage	Lowest Wage	Highest Wage
COMMERZBANK AG - NEW YORK BRANCH, 225 LIBERTY STREET, NEW YORK, NY (https://www.google.com/maps/place/225%20LIBERTY%20STREET,NEW%20YORK,NY)	Graph	1	\$120,000.00	\$120,000.00	\$120,000.00	\$120,000.00
ENTERTAINMENT WEEKLY INC., 225 LIBERTY STREET, NEW YORK, NY (https://www.google.com/maps/place/225%20LIBERTY%20STREET,NEW%20YORK,NY)	Graph	1	\$115,000.00	\$115,000.00	\$115,000.00	\$115,000.00
LORD & TAYLOR, LLC, 225 LIBERTY STREET, NEW YORK, NY (https://www.google.com/maps/place/225%20LIBERTY%20STREET,NEW%20YORK,NY)	Graph	1	\$122,000.00	\$122,000.00	\$122,000.00	\$122,000.00
PACIFIC AMERICAN CORPORATION, 225 LIBERTY STREET, NEW YORK, NY (https://www.google.com/maps/place/225%20LIBERTY%20STREET,NEW%20YORK,NY)	Graph	1	\$60,000.00	\$60,000.00	\$60,000.00	\$60,000.00
TIME INC. LIFESTYLE GROUP, 225 LIBERTY STREET, NEW YORK, NY (https://www.google.com/maps/place/225%20LIBERTY%20STREET,NEW%20YORK,NY)	Graph	1	\$70,000.00	\$70,000.00	\$70,000.00	\$70,000.00
GILT SHARED SERVICES, INC., 225 LIBERTY STREET, NEW YORK, NY (https://www.google.com/maps/place/225%20LIBERTY%20STREET,NEW%20YORK,NY)	Graph	3	\$150,000.00	\$155,000.00	\$135,000.00	\$160,000.00

Employer Name/Employer Address	Graph	Count	Mean Wage	Median Wage	Lowest Wage	Highest Wage
LORD & TAYLOR HOLDINGS, LLC, 225 LIBERTY STREET, NEW YORK, NY (https://www.google.com/maps/place/225%20LIBERTY%20STREET,NEW%20YORK,NY)	Graph	3	\$385,000.00	\$225,000.00	\$130,000.00	\$800,000.00
SAKS INCORPORATED, 225 LIBERTY STREET, NEW YORK, NY (https://www.google.com/maps/place/225%20LIBERTY%20STREET,NEW%20YORK,NY)	Graph	3	\$118,333.33	\$110,000.00	\$100,000.00	\$145,000.00
EQUILEND HOLDINGS LLC, 225 LIBERTY STREET, NEW YORK, NY (https://www.google.com/maps/place/225%20LIBERTY%20STREET,NEW%20YORK,NY)	Graph	6	\$147,000.00	\$147,000.00	\$120,000.00	\$185,000.00
SAKS & COMPANY LLC, 225 LIBERTY STREET, NEW YORK, NY (https://www.google.com/maps/place/225%20LIBERTY%20STREET,NEW%20YORK,NY)	Graph	6	\$86,060.01	\$65,000.00	\$60,000.00	\$157,360.08
TIME INC., 225 LIBERTY STREET, NEW YORK, NY (https://www.google.com/maps/place/225%20LIBERTY%20STREET,NEW%20YORK,NY)	Graph	11	\$109,090.91	\$120,000.00	\$50,000.00	\$190,000.00
SAKS DIRECT LLC, 225 LIBERTY STREET, NEW YORK, NY (https://www.google.com/maps/place/225%20LIBERTY%20STREET,NEW%20YORK,NY)	Graph	19	\$127,179.74	\$135,000.00	\$80,000.00	\$166,500.00
Totals	Graph	56	\$133,245.99	\$125,000.00	\$50,000.00	\$800,000.00

Employer Name/Worksite Address	Graph	Count	Mean Wage	Median Wage	Lowest Wage	Highest Wage
INDUS GROUP INC, 225 LIBERTY ST., NEW YORK, NY (https://www.google.com/maps/place/225%20LIBERTY%20ST.,NEW%20YORK,NY)	Graph	1	\$64,813.00	\$64,813.00	\$64,813.00	\$64,813.00
SILVER PEAK SOLUTIONS, INC., 225 LIBERTY STREET 11TH FLOOR, NEW YORK, NY (https://www.google.com/maps/place/225%20LIBERTY%20STREET%2011TH%20FLOOR,NEW%20YORK,NY)	Graph	1	\$91,000.00	\$91,000.00	\$91,000.00	\$91,000.00
TATA CONSULTANCY SERVICES LIMITED, 225 LIBERTY STREET, 26TH FLOOR, NEW YORK, NY (https://www.google.com/maps/place/225%20LIBERTY%20STREET,%2026TH%20FLOOR,NEW%20YORK,NY)	Graph	2	\$65,645.00	\$65,645.00	\$65,645.00	\$65,645.00
SAKS DIRECT LLC, 225 LIBERTY ST., NEW YORK, NY (https://www.google.com/maps/place/225%20LIBERTY%20ST.,NEW%20YORK,NY)	Graph	21	\$89,081.67	\$86,653.00	\$86,653.00	\$137,655.00
8K MILES SOFTWARE SERVICES INC, 225 LIBERTY ST, NEW YORK, NY (https://www.google.com/maps/place/225%20LIBERTY%20ST,NEW%20YORK,NY)	Graph	44	\$69,978.30	\$71,781.00	\$60,000.00	\$120,165.00
SAKS DIRECT LLC, 225 LIBERTY STREET, NEW YORK, NY (https://www.google.com/maps/place/225%20LIBERTY%20STREET,NEW%20YORK,NY)	Graph	147	\$106,342.67	\$86,653.00	\$50,000.00	\$800,000.00
Totals	Graph	216	\$96,616.83	\$86,653.00	\$50,000.00	\$800,000.00

Latitude: 40.711277 Longitude: -73.81543

Employer Name/Worksite Address	Graph	Count	Mean Wage	Median Wage	Lowest Wage	Highest Wage
ALPINE ELECTRONICS RESEARCH OF AMERICA, INC., 14055 BURDEN CRESCENT, JAMAICA, NY (https://www.google.com/maps/place/14055%20BURDEN%20CRESCENT,JAMAICA,NY)	Graph	2	\$58,385.80	\$58,385.60	\$58,385.60	\$58,386.00
Totals	Graph	2	\$58,385.80	\$58,385.60	\$58,385.60	\$58,386.00

Latitude: 40.711283 Longitude: -73.803471

Employer Name/Employer Address	Graph	Count	Mean Wage	Median Wage	Lowest Wage	Highest Wage
GRAF AND LEWENT ARCHITECTS LLP, 9030 161ST STREET, JAMAICA, NY (https://www.google.com/maps/place/9030%20161ST%20STREET,JAMAICA,NY)	Graph	2	\$56,700.00	\$56,700.00	\$56,700.00	\$56,700.00
Totals	Graph	2	\$56,700.00	\$56,700.00	\$56,700.00	\$56,700.00

Employer Name/Worksite Address	Graph	Count	Mean Wage	Median Wage	Lowest Wage	Highest Wage
GRAF AND LEWENT ARCHITECTS LLP, 9030 161ST STREET, JAMAICA, NY (https://www.google.com/maps/place/9030%20161ST%20STREET,JAMAICA,NY)	Graph	2	\$56,700.00	\$56,700.00	\$56,700.00	\$56,700.00
Totals	Graph	2	\$56,700.00	\$56,700.00	\$56,700.00	\$56,700.00

Latitude: 40.711333 Longitude: -73.961188

Employer Name/Employer Address	Graph	Count	Mean Wage	Median Wage	Lowest Wage	Highest Wage
KO STUDIO LLC, 171 SOUTH 4TH ST, BROOKLYN, NY (https://www.google.com/maps/place/171%20SOUTH%204TH%20ST,BROOKLYN,NY)	Graph	1	\$47,000.00	\$47,000.00	\$47,000.00	\$47,000.00
Totals	Graph	1	\$47,000.00	\$47,000.00	\$47,000.00	\$47,000.00

Employer Name/Worksite Address	Graph	Count	Mean Wage	Median Wage	Lowest Wage	Highest Wage
KO STUDIO LLC, 171 SOUTH 4TH ST, BROOKLYN, NY (https://www.google.com/maps/place/171%20SOUTH%204TH%20ST,BROOKLYN,NY)	Graph	1	\$47,000.00	\$47,000.00	\$47,000.00	\$47,000.00
Totals	Graph	1	\$47,000.00	\$47,000.00	\$47,000.00	\$47,000.00

Latitude: 40.711356 Longitude: -73.966586

Employer Name/Employer Address	Graph	Count	Mean Wage	Median Wage	Lowest Wage	Highest Wage
THE BRAND BOTANICA LLC, 58 SOUTH 6TH STREET, BROOKLYN, NY (https://www.google.com/maps/place/58%20SOUTH%20%206TH%20STREET,BROOKLYN,NY)	Graph	1	\$110,240.00	\$110,240.00	\$110,240.00	\$110,240.00
Totals	Graph	1	\$110,240.00	\$110,240.00	\$110,240.00	\$110,240.00

Employer Name/Worksite Address	Graph	Count	Mean Wage	Median Wage	Lowest Wage	Highest Wage
THE BRAND BOTANICA LLC, 58 SOUTH 6TH STREET, BROOKLYN, NY (https://www.google.com/maps/place/58%20SOUTH%20%206TH%20STREET,BROOKLYN,NY)	Graph	1	\$110,240.00	\$110,240.00	\$110,240.00	\$110,240.00
Totals	Graph	1	\$110,240.00	\$110,240.00	\$110,240.00	\$110,240.00

Latitude: 40.711361 Longitude: -74.008047

Employer Name/Employer Address	Graph	Count	Mean Wage	Median Wage	Lowest Wage	Highest Wage
DBOX INC, 15 PARK ROW, NEW YORK CITY, NY (https://www.google.com/maps/place/15%20PARK%20ROW,NEW%20YORK%20CITY,NY)	Graph	1	\$65,000.00	\$65,000.00	\$65,000.00	\$65,000.00
Totals	Graph	1	\$65,000.00	\$65,000.00	\$65,000.00	\$65,000.00

Employer Name/Worksite Address	Graph	Count	Mean Wage	Median Wage	Lowest Wage	Highest Wage
DBOX INC, 15 PARK ROW, NEW YORK CITY, NY (https://www.google.com/maps/place/15%20PARK%20ROW,NEW%20YORK%20CITY,NY)	Graph	1	\$65,000.00	\$65,000.00	\$65,000.00	\$65,000.00
Totals	Graph	1	\$65,000.00	\$65,000.00	\$65,000.00	\$65,000.00

Latitude: 40.711404 Longitude: -73.919641

Employer Name/Employer Address	Graph	Count	Mean Wage	Median Wage	Lowest Wage	Highest Wage
SINOSHARP IMPORT AND EXPORT CO LTD, 75C ONDERDONK AVE, RIDGEWOOD, NY (https://www.google.com/maps/place/75C%20ONDERDONK%20AVE,RIDGEWOOD,NY)	Graph	1	\$60,000.00	\$60,000.00	\$60,000.00	\$60,000.00
Totals	Graph	1	\$60,000.00	\$60,000.00	\$60,000.00	\$60,000.00

Employer Name/Worksite Address	Graph	Count	Mean Wage	Median Wage	Lowest Wage	Highest Wage
SINOSHARP IMPORT AND EXPORT CO LTD, 75C ONDERDONK AVE, RIDGEWOOD, NY (https://www.google.com/maps/place/75C%20ONDERDONK%20AVE,RIDGEWOOD,NY)	Graph	1	\$60,000.00	\$60,000.00	\$60,000.00	\$60,000.00
Totals	Graph	1	\$60,000.00	\$60,000.00	\$60,000.00	\$60,000.00

Latitude: 40.711437 Longitude: -73.963907

Employer Name/Employer Address	Graph	Count	Mean Wage	Median Wage	Lowest Wage	Highest Wage
WELL TRAVELED, 109 S 5TH ST, BROOKLYN, NY (https://www.google.com/maps/place/109%20S%205TH%20ST,BROOKLYN,NY)	Graph	1	\$68,000.00	\$68,000.00	\$68,000.00	\$68,000.00
Totals	Graph	1	\$68,000.00	\$68,000.00	\$68,000.00	\$68,000.00

Employer Name/Worksite Address	Graph	Count	Mean Wage	Median Wage	Lowest Wage	Highest Wage
WELL TRAVELED, 109 S 5TH ST, NEW YORK, NY (https://www.google.com/maps/place/109%20S%205TH%20ST,NEW%20YORK,NY)	Graph	1	\$68,000.00	\$68,000.00	\$68,000.00	\$68,000.00
Totals	Graph	1	\$68,000.00	\$68,000.00	\$68,000.00	\$68,000.00

Latitude: 40.711457 Longitude: -73.397998

Employer Name/Employer Address	Graph	Count	Mean Wage	Median Wage	Lowest Wage	Highest Wage
JRR ASSOCIATES/INNOGENIX INC, 8200 NEW HORIZONS BLVD, AMITYVILLE, NY (https://www.google.com/maps/place/8200%20NEW%20HORIZONS%20BLVD,AMITYVILLE,NY)	Graph	1	\$95,000.00	\$95,000.00	\$95,000.00	\$95,000.00
Totals	Graph	1	\$95,000.00	\$95,000.00	\$95,000.00	\$95,000.00

Employer Name/Worksite Address	Graph	Count	Mean Wage	Median Wage	Lowest Wage	Highest Wage
JRR ASSOCIATES/INNOGENIX INC, 8200 NEW HORIZONS BLVD, AMITYVILLE, NY (https://www.google.com/maps/place/8200%20NEW%20HORIZONS%20BLVD,AMITYVILLE,NY)	Graph	1	\$95,000.00	\$95,000.00	\$95,000.00	\$95,000.00
Totals	Graph	1	\$95,000.00	\$95,000.00	\$95,000.00	\$95,000.00

Latitude: 40.711475 Longitude: -74.001066

Employer Name/Employer Address	Graph	Count	Mean Wage	Median Wage	Lowest Wage	Highest Wage
NEW YORK CITY POLICE DEPARTMENT, ONE POLICE PLAZA, NEW YORK, NY (https://www.google.com/maps/place/ONE%20POLICE%20PLAZA,NEW%20YORK,NY)	Graph	1	\$58,926.00	\$58,926.00	\$58,926.00	\$58,926.00
Totals	Graph	1	\$58,926.00	\$58,926.00	\$58,926.00	\$58,926.00

Employer Name/Worksite Address	Graph	Count	Mean Wage	Median Wage	Lowest Wage	Highest Wage
IBM INDIA PRIVATE LIMITED, ONE POLICE PLAZA, NEW YORK, NY (https://www.google.com/maps/place/ONE%20POLICE%20PLAZA,NEW%20YORK,NY)	Graph	1	\$89,086.00	\$89,086.00	\$89,086.00	\$89,086.00
IBM INDIA PRIVATE LIMITED, 1 POLICE PLAZA, NEW YORK, NY (https://www.google.com/maps/place/1%20POLICE%20PLAZA,NEW%20YORK,NY)	Graph	9	\$90,371.62	\$91,000.00	\$80,987.00	\$114,025.60
Totals	Graph	10	\$90,243.06	\$89,086.00	\$80,987.00	\$114,025.60

Latitude: 40.711545 Longitude: -73.96474

Employer Name/Employer Address	Graph	Count	Mean Wage	Median Wage	Lowest Wage	Highest Wage
SPECIAL SAUCE LLC, 109 SOUTH 5TH STREET, BROOKLYN, NY (https://www.google.com/maps/place/109%20SOUTH%205TH%20STREET,BROOKLYN,NY)	Graph	1	\$104,000.00	\$104,000.00	\$104,000.00	\$104,000.00
Totals	Graph	1	\$104,000.00	\$104,000.00	\$104,000.00	\$104,000.00

Employer Name/Worksite Address	Graph	Count	Mean Wage	Median Wage	Lowest Wage	Highest Wage
--------------------------------	-------	-------	-----------	-------------	-------------	--------------

Employer Name/Worksite Address	Graph	Count	Mean Wage	Median Wage	Lowest Wage	Highest Wage
SPECIAL SAUCE LLC, 109 SOUTH 5TH STREET, BROOKLYN, NY (https://www.google.com/maps/place/109%20SOUTH%205TH%20STREET,BROOKLYN,NY)	Graph	1	\$104,000.00	\$104,000.00	\$104,000.00	\$104,000.00
Totals	Graph	1	\$104,000.00	\$104,000.00	\$104,000.00	\$104,000.00

Latitude: 40.711582 Longitude: -74.008859

Employer Name/Employer Address	Graph	Count	Mean Wage	Median Wage	Lowest Wage	Highest Wage
LAUFER GROUP INTERNATIONAL LTD, 20 VESEY ST, NEW YORK, NY (https://www.google.com/maps/place/20%20VESEY%20ST,NEW%20YORK,NY)	Graph	1	\$62,400.00	\$62,400.00	\$62,400.00	\$62,400.00
TODD OLDHAM STUDIO, 20 VESEY STREET, NEW YORK, NY (https://www.google.com/maps/place/20%20VESEY%20STREET,NEW%20YORK,NY)	Graph	1	\$55,000.00	\$55,000.00	\$55,000.00	\$55,000.00
Totals	Graph	2	\$58,700.00	\$55,000.00	\$55,000.00	\$62,400.00

Employer Name/Worksite Address	Graph	Count	Mean Wage	Median Wage	Lowest Wage	Highest Wage
LAUFER GROUP INTERNATIONAL LTD, 20 VESEY ST, NEW YORK, NY (https://www.google.com/maps/place/20%20VESEY%20ST,NEW%20YORK,NY)	Graph	1	\$62,400.00	\$62,400.00	\$62,400.00	\$62,400.00
TODD OLDHAM STUDIO, 20 VESEY STREET, NEW YORK, NY (https://www.google.com/maps/place/20%20VESEY%20STREET,NEW%20YORK,NY)	Graph	1	\$55,000.00	\$55,000.00	\$55,000.00	\$55,000.00
Totals	Graph	2	\$58,700.00	\$55,000.00	\$55,000.00	\$62,400.00

Latitude: 40.711654 Longitude: -74.009017

Employer Name/Employer Address	Graph	Count	Mean Wage	Median Wage	Lowest Wage	Highest Wage
NOBLE MARKETS LLC, 30 VESEY STREET, NEW YORK, NY (https://www.google.com/maps/place/30%20VESEY%20STREET,NEW%20YORK,NY)	Graph	1	\$150,000.00	\$150,000.00	\$150,000.00	\$150,000.00
Totals	Graph	1	\$150,000.00	\$150,000.00	\$150,000.00	\$150,000.00

Employer Name/Worksite Address	Graph	Count	Mean Wage	Median Wage	Lowest Wage	Highest Wage
NOBLE MARKETS LLC, 30 VESEY STREET, NEW YORK, NY (https://www.google.com/maps/place/30%20VESEY%20STREET,NEW%20YORK,NY)	Graph	1	\$150,000.00	\$150,000.00	\$150,000.00	\$150,000.00
Totals	Graph	1	\$150,000.00	\$150,000.00	\$150,000.00	\$150,000.00

Latitude: 40.711693 Longitude: -74.005642

Employer Name/Employer Address	Graph	Count	Mean Wage	Median Wage	Lowest Wage	Highest Wage
PACE UNIVERSITY, ONE PACE PLAZA, NEW YORK, NY (https://www.google.com/maps/place/ONE%20PACE%20PLAZA,NEW%20YORK,NY)	Graph	1	\$115,000.00	\$115,000.00	\$115,000.00	\$115,000.00
Totals	Graph	1	\$115,000.00	\$115,000.00	\$115,000.00	\$115,000.00

Employer Name/Worksite Address	Graph	Count	Mean Wage	Median Wage	Lowest Wage	Highest Wage
PACE UNIVERSITY, ONE PACE PLAZA, NEW YORK, NY (https://www.google.com/maps/place/ONE%20PACE%20PLAZA,NEW%20YORK,NY)	Graph	6	\$101,649.33	\$73,000.00	\$41,600.00	\$170,560.00
Totals	Graph	6	\$101,649.33	\$73,000.00	\$41,600.00	\$170,560.00

Latitude: 40.711697 Longitude: -73.960476

Employer Name/Employer Address	Graph	Count	Mean Wage	Median Wage	Lowest Wage	Highest Wage
GIRLA PRODUCTIONS LLC, 182 S 3RD STREET, BROOKLYN, NY (https://www.google.com/maps/place/182%20S%203RD%20STREET,BROOKLYN,NY)	Graph	1	\$56,160.00	\$56,160.00	\$56,160.00	\$56,160.00
Totals	Graph	1	\$56,160.00	\$56,160.00	\$56,160.00	\$56,160.00

Employer Name/Worksite Address	Graph	Count	Mean Wage	Median Wage	Lowest Wage	Highest Wage
GIRLA PRODUCTIONS LLC, 182 S 3RD STREET, BROOKLYN, NY (https://www.google.com/maps/place/182%20S%203RD%20STREET,BROOKLYN,NY)	Graph	1	\$56,160.00	\$56,160.00	\$56,160.00	\$56,160.00
Totals	Graph	1	\$56,160.00	\$56,160.00	\$56,160.00	\$56,160.00

Latitude: 40.711742 Longitude: -73.796521

Employer Name/Worksite Address	Graph	Count	Mean Wage	Median Wage	Lowest Wage	Highest Wage
JDA SOFTWARE, INC., 8750 167TH STREET, JAMAICA, NY (https://www.google.com/maps/place/8750%20167TH%20STREET,JAMAICA,NY)	Graph	1	\$93,309.00	\$93,309.00	\$93,309.00	\$93,309.00
Totals	Graph	1	\$93,309.00	\$93,309.00	\$93,309.00	\$93,309.00

Latitude: 40.711777 Longitude: -73.960308

Employer Name/Worksite Address	Graph	Count	Mean Wage	Median Wage	Lowest Wage	Highest Wage
SUCCESS ACADEMY CHARTER SCHOOLS - NYC, 183 SOUTH 3RD STREET, BROOKLYN, NY (https://www.google.com/maps/place/183%20SOUTH%203RD%20STREET,BROOKLYN,NY)	Graph	1	\$40,000.00	\$40,000.00	\$40,000.00	\$40,000.00
Totals	Graph	1	\$40,000.00	\$40,000.00	\$40,000.00	\$40,000.00

Latitude: 40.711821 Longitude: -73.909081

Employer Name/Employer Address	Graph	Count	Mean Wage	Median Wage	Lowest Wage	Highes Wage
GREEN LION LLC, 5519 METROPOLITAN AVE, RIDGEWOOD, NEW YORK, NY (https://www.google.com/maps/place/5519%20METROPOLITAN%20AVE,%20RIDGEWOOD,NEW%20YORK,NY)	Graph	2	\$41,100.00	\$31,200.00	\$31,200.00	\$51,000.00
Totals	Graph	2	\$41,100.00	\$31,200.00	\$31,200.00	\$51,000.00

Employer Name/Worksite Address	Graph	Count	Mean Wage	Median Wage	Lowest Wage	Highes Wage
GREEN LION LLC, 5519 METROPOLITAN AVE, RIDGEWOOD, NEW YORK, NY (https://www.google.com/maps/place/5519%20METROPOLITAN%20AVE,%20RIDGEWOOD,NEW%20YORK,NY)	Graph	2	\$41,100.00	\$31,200.00	\$31,200.00	\$51,000.00
Totals	Graph	2	\$41,100.00	\$31,200.00	\$31,200.00	\$51,000.00

Latitude: 40.71185 Longitude: -73.828877

Employer Name/Employer Address	Graph	Count	Mean Wage	Median Wage	Lowest Wage	Highest Wage
STARCOM CONSULTING, INC, 8002 KEW GARDENS ROAD, KEW GARDENS, NY (https://www.google.com/maps/place/8002%20KEW%20GARDENS%20ROAD,KEW%20GARDENS,NY)	Graph	2	\$40,414.40	\$40,414.40	\$40,414.40	\$40,414.40
Totals	Graph	2	\$40,414.40	\$40,414.40	\$40,414.40	\$40,414.40

Employer Name/Worksite Address	Graph	Count	Mean Wage	Median Wage	Lowest Wage	Highest Wage
STARCOM CONSULTING, INC, 8002 KEW GARDENS ROAD, KEW GARDENS, NY (https://www.google.com/maps/place/8002%20KEW%20GARDENS%20ROAD,KEW%20GARDENS,NY)	Graph	2	\$40,414.40	\$40,414.40	\$40,414.40	\$40,414.40

Employer Name/Worksite Address	Graph	Count	Mean Wage	Median Wage	Lowest Wage	Highest Wage
Totals	Graph	2	\$40,414.40	\$40,414.40	\$40,414.40	\$40,414.40

Latitude: 40.711854 Longitude: -73.919325

Employer Name/Worksite Address	Graph	Count	Mean Wage	Median Wage	Lowest Wage	Highest Wage
KNICKERBOCKER MFG CO., 1852 FLUSHING AVE., RIDGEWOOD, NY (https://www.google.com/maps/place/1852%20FLUSHING%20AVE.,RIDGEWOOD,NY)	Graph	1	\$43,000.00	\$43,000.00	\$43,000.00	\$43,000.00
Totals	Graph	1	\$43,000.00	\$43,000.00	\$43,000.00	\$43,000.00

Employer Name/Worksite Address	Graph	Count	Mean Wage	Median Wage	Lowest Wage	Highest Wage
KNICKERBOCKER MFG CO., 1852 FLUSHING AVE., RIDGEWOOD, NY (https://www.google.com/maps/place/1852%20FLUSHING%20AVE.,RIDGEWOOD,NY)	Graph	1	\$43,000.00	\$43,000.00	\$43,000.00	\$43,000.00
Totals	Graph	1	\$43,000.00	\$43,000.00	\$43,000.00	\$43,000.00

Latitude: 40.711869 Longitude: -74.015486

Employer Name/Worksite Address	Graph	Count	Mean Wage	Median Wage	Lowest Wage	Highest Wage
GFK CUSTOM RESEARCH LLC, 200 LIBERTY STREET, NEW YORK, NY (https://www.google.com/maps/place/200%20LIBERTY%20STREET,NEW%20YORK,NY)	Graph	1	\$56,000.00	\$56,000.00	\$56,000.00	\$56,000.00
NAVIGATOR PRINCIPAL INVESTORS LLC, 200 LIBERTY STREET 30TH FLOOR, NEW YORK, NY (https://www.google.com/maps/place/200%20LIBERTY%20STREET%2030TH%20FLOOR,NEW%20YORK,NY)	Graph	1	\$120,000.00	\$120,000.00	\$120,000.00	\$120,000.00
RICHARDS KIBBE & ORBE LLP, 200 LIBERTY STREET, NEW YORK, NY (https://www.google.com/maps/place/200%20LIBERTY%20STREET,NEW%20YORK,NY)	Graph	1	\$305,000.00	\$305,000.00	\$305,000.00	\$305,000.00
THE ASSOCIATED PRESS, 200 LIBERTY STREET, NEW YORK, NY (https://www.google.com/maps/place/200%20LIBERTY%20STREET,NEW%20YORK,NY)	Graph	1	\$76,433.24	\$76,433.24	\$76,433.24	\$76,433.24
WILLIS NORTH AMERICA INC., 200 LIBERTY STREET, NEW YORK, NY (https://www.google.com/maps/place/200%20LIBERTY%20STREET,NEW%20YORK,NY)	Graph	1	\$67,000.00	\$67,000.00	\$67,000.00	\$67,000.00
WILLIS SECURITIES INC., 200 LIBERTY STREET, NEW YORK, NY (https://www.google.com/maps/place/200%20LIBERTY%20STREET,NEW%20YORK,NY)	Graph	1	\$80,000.00	\$80,000.00	\$80,000.00	\$80,000.00
QUISLEX, INC., 200 LIBERTY STREET, NEW YORK, NY (https://www.google.com/maps/place/200%20LIBERTY%20STREET,NEW%20YORK,NY)	Graph	2	\$60,000.00	\$60,000.00	\$60,000.00	\$60,000.00
Totals	Graph	8	\$103,054.16	\$67,000.00	\$56,000.00	\$305,000.00

Employer Name/Worksite Address	Graph	Count	Mean Wage	Median Wage	Lowest Wage	Highest Wage
WILLIS SECURITIES INC., 200 LIBERTY STREET, NEW YORK, NY (https://www.google.com/maps/place/200%20LIBERTY%20STREET,NEW%20YORK,NY)	Graph	12	\$96,319.44	\$76,433.24	\$56,000.00	\$305,000.00
Totals	Graph	12	\$96,319.44	\$76,433.24	\$56,000.00	\$305,000.00

Latitude: 40.711947 Longitude: -74.008226

Employer Name/Worksite Address	Graph	Count	Mean Wage	Median Wage	Lowest Wage	Highest Wage
ADVOCATES FOR JUSTICE, 225 BROADWAY, NEW YORK, NY (https://www.google.com/maps/place/225%20BROADWAY,NEW%20YORK,NY)	Graph	1	\$48,880.00	\$48,880.00	\$48,880.00	\$48,880.00
FELIX OPPORTUNITIES INC, 225 BROADWAY 39TH FLOOR, NEW YORK, NY (https://www.google.com/maps/place/225%20BROADWAY%2039TH%20FLOOR,NEW%20YORK,NY)	Graph	1	\$72,000.00	\$72,000.00	\$72,000.00	\$72,000.00
FIX FLYER LLC, 225 BROADWAY, NEW YORK, NY (https://www.google.com/maps/place/225%20BROADWAY,NEW%20YORK,NY)	Graph	1	\$114,558.00	\$114,558.00	\$114,558.00	\$114,558.00
GREATCHINA INTERNATIONAL INC., 225 BROADWAY, NEW YORK, NY (https://www.google.com/maps/place/225%20BROADWAY,NEW%20YORK,NY)	Graph	1	\$38,792.00	\$38,792.00	\$38,792.00	\$38,792.00

Employer Name/Employer Address	Graph	Count	Mean Wage	Median Wage	Lowest Wage	Highest Wage
JAMES C NEVILLE ESQ, 225 BROADWAY, NEW YORK, NY (https://www.google.com/maps/place/225%20BROADWAY,NEW%20YORK,NY)	Graph	1	\$83,200.00	\$83,200.00	\$83,200.00	\$83,200.00
PAGNAMENTA TORRIANI ARCHITECTS PLANNERS LLP, 225 BROADWAY, NEW YORK, NY (https://www.google.com/maps/place/225%20BROADWAY,NEW%20YORK,NY)	Graph	1	\$38,896.00	\$38,896.00	\$38,896.00	\$38,896.00
PATERNO & ASSOCIATES P.C., 225 BROADWAY, NEW YORK, NY (https://www.google.com/maps/place/225%20BROADWAY,NEW%20YORK,NY)	Graph	1	\$79,123.20	\$79,123.20	\$79,123.20	\$79,123.20
THE LAW OFFICES OF SPAR & BERNSTEIN P.C., 225 BROADWAY, NEW YORK, NY (https://www.google.com/maps/place/225%20BROADWAY,NEW%20YORK,NY)	Graph	1	\$102,000.00	\$102,000.00	\$102,000.00	\$102,000.00
REFINERY 29 INC., 225 BROADWAY, NEW YORK, NY (https://www.google.com/maps/place/225%20BROADWAY,NEW%20YORK,NY)	Graph	3	\$88,833.33	\$76,500.00	\$75,000.00	\$115,000.00
KUZMIN & ASSOCIATES PC, 225 BROADWAY, SUITE 2108, NEW YORK, NY (https://www.google.com/maps/place/225%20BROADWAY,%20SUITE%202108,NEW%20YORK,NY)	Graph	4	\$49,813.15	\$45,843.00	\$45,000.00	\$54,204.80
YERMAN & JIA LLC, 225 BROADWAY, NEW YORK, NY (https://www.google.com/maps/place/225%20BROADWAY,NEW%20YORK,NY)	Graph	4	\$49,317.50	\$47,750.00	\$39,520.00	\$58,000.00
Totals	Graph	19	\$65,287.99	\$54,204.80	\$38,792.00	\$115,000.00

Employer Name/Worksite Address	Graph	Count	Mean Wage	Median Wage	Lowest Wage	Highest Wage
FELIX OPPORTUNITIES INC, 225 BROADWAY 39TH FLOOR, NEW YORK CITY, NY (https://www.google.com/maps/place/225%20BROADWAY%2039TH%20FLOOR,NEW%20YORK%20CITY,NY)	Graph	1	\$72,000.00	\$72,000.00	\$72,000.00	\$72,000.00
JAMES C NEVILLE ESQ, 225 BROADWAY,, NEW YORK, NY (https://www.google.com/maps/place/225%20BROADWAY,,NEW%20YORK,NY)	Graph	1	\$83,200.00	\$83,200.00	\$83,200.00	\$83,200.00
KUZMIN & ASSOCIATES PC, 225 BROADWAY, SUITE 2108, NEW YORK, NY (https://www.google.com/maps/place/225%20BROADWAY,%20SUITE%202108,NEW%20YORK,NY)	Graph	2	\$54,204.80	\$54,204.80	\$54,204.80	\$54,204.80
ONE ROCKWELL CORP., 225 BROADWAY, NEW YORK, NY (https://www.google.com/maps/place/225%20BROADWAY,NEW%20YORK,NY)	Graph	18	\$67,930.34	\$58,000.00	\$38,792.00	\$120,000.00
Totals	Graph	22	\$67,561.63	\$58,000.00	\$38,792.00	\$120,000.00

Latitude: 40.711989 Longitude: -73.934987

Employer Name/Worksite Address	Graph	Count	Mean Wage	Median Wage	Lowest Wage	Highest Wage
CHEF'D LLC, 365 TEN EYCK STREET, BROOKLYN, NY (https://www.google.com/maps/place/365%20TEN%20EYCK%20STREET,BROOKLYN,NY)	Graph	1	\$60,000.00	\$60,000.00	\$60,000.00	\$60,000.00
Totals	Graph	1	\$60,000.00	\$60,000.00	\$60,000.00	\$60,000.00

Latitude: 40.712045 Longitude: -74.008363

Employer Name/Worksite Address	Graph	Count	Mean Wage	Median Wage	Lowest Wage	Highest Wage
OLIVET UNIVERSITY, 6 BARCLAY STREET, NEW YORK, NY (https://www.google.com/maps/place/6%20BARCLAY%20STREET,NEW%20YORK,NY)	Graph	2	\$65,735.00	\$46,270.00	\$46,270.00	\$85,200.00
Totals	Graph	2	\$65,735.00	\$46,270.00	\$46,270.00	\$85,200.00

Latitude: 40.712094 Longitude: -73.786319

Employer Name/Employer Address	Graph	Count	Mean Wage	Median Wage	Lowest Wage	Highest Wage
PADILLA AND COMPANY, LLP, 175-61 HILLSIDE AVENUE, JAMAICA, NY (https://www.google.com/maps/place/175-61%20HILLSIDE%20AVENUE,JAMAICA,NY)	Graph	20	\$56,591.60	\$55,764.80	\$55,764.80	\$72,300.80
Totals	Graph	20	\$56,591.60	\$55,764.80	\$55,764.80	\$72,300.80

Employer Name/Worksite Address	Graph	Count	Mean Wage	Median Wage	Lowest Wage	Highest Wage
--------------------------------	-------	-------	-----------	-------------	-------------	--------------

Employer Name/Worksite Address	Graph	Count	Mean Wage	Median Wage	Lowest Wage	Highest Wage
PADILLA AND COMPANY, LLP, 175-61 HILLSIDE AVE., JAMAICA, NY (https://www.google.com/maps/place/175-61%20HILLSIDE%20AVE.,JAMAICA,NY)	Graph	1	\$55,764.80	\$55,764.80	\$55,764.80	\$55,764.80
PADILLA AND COMPANY, LLP, 175-61 HILLSIDE AVENUE, JAMAICA, NY (https://www.google.com/maps/place/175-61%20HILLSIDE%20AVENUE,JAMAICA,NY)	Graph	12	\$55,764.80	\$55,764.80	\$55,764.80	\$55,764.80
Totals	Graph	13	\$55,764.80	\$55,764.80	\$55,764.80	\$55,764.80

Latitude: 40.712171 Longitude: -74.008043

Employer Name/Employer Address	Graph	Count	Mean Wage	Median Wage	Lowest Wage	Highest Wage
ARTNET WORLDWIDE CORPORATION, 233 BROADWAY, 26TH FLOOR, NEW YORK, NY (https://www.google.com/maps/place/233%20BROADWAY,%2026TH%20FLOOR,NEW%20YORK,NY)	Graph	1	\$58,198.40	\$58,198.40	\$58,198.40	\$58,198.40
ARTNET WORLWIDE CORPORATION, 233 BROADWAY, NEW YORK, NY (https://www.google.com/maps/place/233%20BROADWAY,NEW%20YORK,NY)	Graph	1	\$100,000.00	\$100,000.00	\$100,000.00	\$100,000.00
CAESAR & NAPOLI,PC, 233 BROADWAY, NEW YORK, NY (https://www.google.com/maps/place/233%20BROADWAY,NEW%20YORK,NY)	Graph	1	\$79,123.20	\$79,123.20	\$79,123.20	\$79,123.20
ENVELOPE CITY, INC., 233 BROADWAY, NEW YORK, NY (https://www.google.com/maps/place/233%20BROADWAY,NEW%20YORK,NY)	Graph	1	\$43,701.00	\$43,701.00	\$43,701.00	\$43,701.00
EQUATEX US INC, 233 BROADWAY SUITE 954, NEW YORK, NY (https://www.google.com/maps/place/233%20BROADWAY%20SUITE%20954,NEW%20YORK,NY)	Graph	1	\$138,000.00	\$138,000.00	\$138,000.00	\$138,000.00
JAMES F. CAPALINO ASSOCIATES, INC., 233 BROADWAY, SUITE 710, NEW YORK, NY (https://www.google.com/maps/place/233%20BROADWAY,%20SUITE%20710,NEW%20YORK,NY)	Graph	1	\$46,675.00	\$46,675.00	\$46,675.00	\$46,675.00
LAW OFFICE OF CHRISTOPHER H. FITZGERALD, 233 BROADWAY, SUITE 2348, NEW YORK, NY (https://www.google.com/maps/place/233%20BROADWAY,%20SUITE%202348,NEW%20YORK,NY)	Graph	1	\$79,123.00	\$79,123.00	\$79,123.00	\$79,123.00
QUELLER, FISHER, WASHOR, FUCHS AND KOOL LLP, 233 BROADWAY SUITE 1800, NEW YORK, NY (https://www.google.com/maps/place/233%20BROADWAY%20SUITE%201800,NEW%20YORK,NY)	Graph	1	\$46,675.00	\$46,675.00	\$46,675.00	\$46,675.00
SETH A. HARRIS, PLLC, 233 BROADWAY, SUITE 900, NEW YORK, NY (https://www.google.com/maps/place/233%20BROADWAY,%20SUITE%20900,NEW%20YORK,NY)	Graph	1	\$50,000.00	\$50,000.00	\$50,000.00	\$50,000.00
SHANGHAI HUAZHI ENTERPRISE MANAGEMENT CONSULTING LTD, 233 BROADWAY, NEW YORK, NY (https://www.google.com/maps/place/233%20BROADWAY,NEW%20YORK,NY)	Graph	1	\$65,749.00	\$65,749.00	\$65,749.00	\$65,749.00
SHANGHAI HUAZHI ENTERPRISE MANAGEMENT CONSULTING, LTD., 233 BROADWAY, NEW YORK, NY (https://www.google.com/maps/place/233%20BROADWAY,NEW%20YORK,NY)	Graph	1	\$87,942.00	\$87,942.00	\$87,942.00	\$87,942.00
SIDEWALK LABS EMPLOYEES LLC, 233 BROADWAY, NEW YORK, NY (https://www.google.com/maps/place/233%20BROADWAY,NEW%20YORK,NY)	Graph	1	\$195,000.00	\$195,000.00	\$195,000.00	\$195,000.00
URBAN ARCHITECTURAL INITIATIVES, RA, P.C., 233 BROADWAY, SUITE 2150, NEW YORK, NY (https://www.google.com/maps/place/233%20BROADWAY,%20SUITE%202150,NEW%20YORK,NY)	Graph	1	\$57,096.00	\$57,096.00	\$57,096.00	\$57,096.00
WATERAID AMERICA, INC., 233 BROADWAY AVENUE, NEW YORK, NY (https://www.google.com/maps/place/233%20BROADWAY%20AVENUE,NEW%20YORK,NY)	Graph	1	\$68,000.00	\$68,000.00	\$68,000.00	\$68,000.00
ALTUZARRA LLC, 233 BROADWAY, 14TH FLOOR, NEW YORK, NY (https://www.google.com/maps/place/233%20BROADWAY,%2014TH%20FLOOR,NEW%20YORK,NY)	Graph	2	\$101,530.50	\$53,061.00	\$53,061.00	\$150,000.00
ALTUZARRA LLC, 233 BROADWAY, NEW YORK, NY (https://www.google.com/maps/place/233%20BROADWAY,NEW%20YORK,NY)	Graph	2	\$127,500.00	\$105,000.00	\$105,000.00	\$150,000.00
WATERAID AMERICA, INC., 233 BROADWAY AVE, NEW YORK, NY (https://www.google.com/maps/place/233%20BROADWAY%20AVE,NEW%20YORK,NY)	Graph	2	\$67,997.60	\$67,995.20	\$67,995.20	\$68,000.00
SHOP ARCHITECTS PC, 233 BROADWAY, 11TH FLOOR, NEW YORK, NY (https://www.google.com/maps/place/233%20BROADWAY,%2011TH%20FLOOR,NEW%20YORK,NY)	Graph	3	\$61,998.00	\$57,096.00	\$57,096.00	\$71,802.00
SHOP ARCHITECTS PC, 233 BROADWAY, NEW YORK, NY (https://www.google.com/maps/place/233%20BROADWAY,NEW%20YORK,NY)	Graph	5	\$73,232.80	\$71,802.00	\$57,096.00	\$108,368.00
Totals	Graph	28	\$80,767.74	\$68,000.00	\$43,701.00	\$195,000.00

Employer Name/Worksite Address	Graph	Count	Mean Wage	Median Wage	Lowest Wage	Highest Wage
ARTNET WORLDWIDE CORPORATION, 233 BROADWAY, 26TH FLOOR, NEW YORK, NY (https://www.google.com/maps/place/233%20BROADWAY,%2026TH%20FLOOR,NEW%20YORK,NY)	Graph	1	\$58,198.40	\$58,198.40	\$58,198.40	\$58,198.40
EQUATEX US INC, 233 BROADWAY SUITE 954, NEW YORK, NY (https://www.google.com/maps/place/233%20BROADWAY%20SUITE%20954,NEW%20YORK,NY)	Graph	1	\$138,000.00	\$138,000.00	\$138,000.00	\$138,000.00

Employer Name/Worksite Address	Graph	Count	Mean Wage	Median Wage	Lowest Wage	Highest Wage
JAMES F. CAPALINO ASSOCIATES, INC., 233 BROADWAY, SUITE 710, NEW YORK, NY (https://www.google.com/maps/place/233%20BROADWAY,%20SUITE%20710,NEW%20YORK,NY)	Graph	1	\$46,675.00	\$46,675.00	\$46,675.00	\$46,675.00
LAW OFFICE OF CHRISTOPHER H. FITZGERALD, 233 BROADWAY, SUITE 2348, NEW YORK, NY (https://www.google.com/maps/place/233%20BROADWAY,%20SUITE%202348,NEW%20YORK,NY)	Graph	1	\$79,123.00	\$79,123.00	\$79,123.00	\$79,123.00
QUELLER, FISHER, WASHOR, FUCHS AND KOOL LLP, 233 BROADWAY SUITE 1800, NEW YORK, NY (https://www.google.com/maps/place/233%20BROADWAY%20SUITE%201800,NEW%20YORK,NY)	Graph	1	\$46,675.00	\$46,675.00	\$46,675.00	\$46,675.00
WATERAID AMERICA, INC., 233 BROADWAY AVE, NEW YORK, NY (https://www.google.com/maps/place/233%20BROADWAY%20AVE,NEW%20YORK,NY)	Graph	1	\$67,995.20	\$67,995.20	\$67,995.20	\$67,995.20
ALTUZARRA LLC, 233 BROADWAY, 14TH FLOOR, NEW YORK, NY (https://www.google.com/maps/place/233%20BROADWAY,%2014TH%20FLOOR,NEW%20YORK,NY)	Graph	2	\$101,530.50	\$53,061.00	\$53,061.00	\$150,000.00
SHOP ARCHITECTS PC, 233 BROADWAY, 11TH FLOOR, NEW YORK, NY (https://www.google.com/maps/place/233%20BROADWAY,%2011TH%20FLOOR,NEW%20YORK,NY)	Graph	3	\$61,998.00	\$57,096.00	\$57,096.00	\$71,802.00
FACTSET RESEARCH SYSTEMS, INC., 233 BROADWAY, NEW YORK, NY (https://www.google.com/maps/place/233%20BROADWAY,NEW%20YORK,NY)	Graph	18	\$103,649.51	\$71,802.00	\$43,701.00	\$422,656.00
Totals	Graph	29	\$92,807.34	\$71,802.00	\$43,701.00	\$422,656.00

Latitude: 40.712176 Longitude: -73.945458

Employer Name/Employer Address	Graph	Count	Mean Wage	Median Wage	Lowest Wage	Highest Wage
ONA FILMS LLC, 134 POWERS STREET, BROOKLYN, NY (https://www.google.com/maps/place/134%20POWERS%20STREET,BROOKLYN,NY)	Graph	1	\$83,200.00	\$83,200.00	\$83,200.00	\$83,200.00
Totals	Graph	1	\$83,200.00	\$83,200.00	\$83,200.00	\$83,200.00

Employer Name/Worksite Address	Graph	Count	Mean Wage	Median Wage	Lowest Wage	Highest Wage
ONA FILMS LLC, 134 POWERS STREET, BROOKLYN, NY (https://www.google.com/maps/place/134%20POWERS%20STREET,BROOKLYN,NY)	Graph	1	\$83,200.00	\$83,200.00	\$83,200.00	\$83,200.00
Totals	Graph	1	\$83,200.00	\$83,200.00	\$83,200.00	\$83,200.00

Latitude: 40.71221 Longitude: -73.994281

Employer Name/Worksite Address	Graph	Count	Mean Wage	Median Wage	Lowest Wage	Highest Wage
PRESCHOOL OF AMERICA (USA) INC., 46 MARKET STREET, NEW YORK, NY (https://www.google.com/maps/place/46%20MARKET%20STREET,NEW%20YORK,NY)	Graph	1	\$49,504.00	\$49,504.00	\$49,504.00	\$49,504.00
Totals	Graph	1	\$49,504.00	\$49,504.00	\$49,504.00	\$49,504.00

Latitude: 40.712294 Longitude: -73.76413

Employer Name/Worksite Address	Graph	Count	Mean Wage	Median Wage	Lowest Wage	Highest Wage
GRANDISON MANAGEMENT, INC., 195-44 WOODHULL AVENUE, JAMAICA, NY (https://www.google.com/maps/place/195-44%20WOODHULL%20AVENUE,JAMAICA,NY)	Graph	70	\$65,748.80	\$65,748.80	\$65,748.80	\$65,748.80
Totals	Graph	70	\$65,748.80	\$65,748.80	\$65,748.80	\$65,748.80

Latitude: 40.712421 Longitude: -73.959953

Employer Name/Employer Address	Graph	Count	Mean Wage	Median Wage	Lowest Wage	Highest Wage
ISOMETRIC STUDIO, INC., 196 SOUTH 2ND STREET, BROOKLYN, NY (https://www.google.com/maps/place/196%20SOUTH%202ND%20STREET,BROOKLYN,NY)	Graph	1	\$42,000.00	\$42,000.00	\$42,000.00	\$42,000.00
Totals	Graph	1	\$42,000.00	\$42,000.00	\$42,000.00	\$42,000.00

Employer Name/Worksite Address	Graph	Count	Mean Wage	Median Wage	Lowest Wage	Highest Wage
ISOMETRIC STUDIO, INC., 196 SOUTH 2ND STREET, BROOKLYN, NY (https://www.google.com/maps/place/196%20SOUTH%202ND%20STREET,BROOKLYN,NY)	Graph	1	\$42,000.00	\$42,000.00	\$42,000.00	\$42,000.00
Totals	Graph	1	\$42,000.00	\$42,000.00	\$42,000.00	\$42,000.00

Latitude: 40.712425 Longitude: -73.953103

Employer Name/Employer Address	Graph	Count	Mean Wage	Median Wage	Lowest Wage	Highest Wage
SECOND PRODUCTIONS LLC, 225 SOUTH 4TH ST 2, NEW YORK, NY (https://www.google.com/maps/place/225%20SOUTH%204TH%20ST%202,NEW%20YORK,NY)	Graph	1	\$60,000.00	\$60,000.00	\$60,000.00	\$60,000.00
TK DIGITAL CORPORATION, 107 NORTH THIRD STREET, UNIT 3D, BROOKLYN, NY (https://www.google.com/maps/place/107%20NORTH%20THIRD%20STREET,%20UNIT%203D,BROOKLYN,NY)	Graph	1	\$43,000.00	\$43,000.00	\$43,000.00	\$43,000.00
AREA 17 MEDIA, LLC, 99 RICHARDSON ST FL 2, BROOKLYN, NY (https://www.google.com/maps/place/99%20RICHARDSON%20ST%20FL%202,BROOKLYN,NY)	Graph	3	\$91,000.00	\$95,000.00	\$75,000.00	\$103,000.00
Totals	Graph	5	\$75,200.00	\$75,000.00	\$43,000.00	\$103,000.00

Employer Name/Worksite Address	Graph	Count	Mean Wage	Median Wage	Lowest Wage	Highest Wage
DEUTSCH WILLIAMS BROOKS DERENSIS AND HOLLAND PC, 1 POWERS STREET, BROOKLYN, NY (https://www.google.com/maps/place/1%20POWERS%20STREET,BROOKLYN,NY)	Graph	1	\$118,664.00	\$118,664.00	\$118,664.00	\$118,664.00
NY RESOURCE CO. INC., 467 KEAP STREET, BROOKLYN, NY (https://www.google.com/maps/place/467%20KEAP%20STREET,BROOKLYN,NY)	Graph	1	\$66,664.00	\$66,664.00	\$66,664.00	\$66,664.00
SECOND PRODUCTIONS LLC, 225 SOUTH 4 ST 2, NEW YORK, NY (https://www.google.com/maps/place/225%20SOUTH%204%20ST%202,NEW%20YORK,NY)	Graph	1	\$60,000.00	\$60,000.00	\$60,000.00	\$60,000.00
STUDIO PARADE INC., 101 BEDFORD AVE, BROOKLYN, NY (https://www.google.com/maps/place/101%20BEDFORD%20AVE,BROOKLYN,NY)	Graph	1	\$65,000.00	\$65,000.00	\$65,000.00	\$65,000.00
TK DIGITAL CORPORATION, 107 NORTH THIRD STREET, UNIT 3D, BROOKLYN, NY (https://www.google.com/maps/place/107%20NORTH%20THIRD%20STREET,%20UNIT%203D,BROOKLYN,NY)	Graph	1	\$43,000.00	\$43,000.00	\$43,000.00	\$43,000.00
ZUPPANYC LLC, 544 UNION AVNUE, BROOKLYN, NY (https://www.google.com/maps/place/544%20UNION%20AVNUE,BROOKLYN,NY)	Graph	1	\$97,760.00	\$97,760.00	\$97,760.00	\$97,760.00
AREA 17 MEDIA, LLC, 99 RICHARDSON ST FL 2, BROOKLYN, NY (https://www.google.com/maps/place/99%20RICHARDSON%20ST%20FL%202,BROOKLYN,NY)	Graph	3	\$91,000.00	\$95,000.00	\$75,000.00	\$103,000.00
Totals	Graph	9	\$80,454.22	\$75,000.00	\$43,000.00	\$118,664.00

Latitude: 40.712496 Longitude: -73.859786

Employer Name/Worksite Address	Graph	Count	Mean Wage	Median Wage	Lowest Wage	Highest Wage
CITIMEDICAL - I, PLLC, CITIMEDICAL - I, PLLC, REGO PARK, NY (https://www.google.com/maps/place/CITIMEDICAL%20-%20I,%20PLLC,REGO%20PARK,NY)	Graph	2	\$65,748.80	\$65,748.80	\$65,748.80	\$65,748.80
ST. MARKS WORLD, INC., 6555 WOODHAVEN BOULEVARD, REGO PARK, NY (https://www.google.com/maps/place/6555%20WOODHAVEN%20BOULEVARD,REGO%20PARK,NY)	Graph	3	\$60,250.00	\$65,000.00	\$50,000.00	\$65,750.00
Totals	Graph	5	\$62,449.52	\$65,748.80	\$50,000.00	\$65,750.00

Latitude: 40.712501 Longitude: -74.008242

Employer Name/Worksite Address	Graph	Count	Mean Wage	Median Wage	Lowest Wage	Highest Wage
WIPRO LIMITED, 101, BARCLAY ST, NEW YORK, NY (https://www.google.com/maps/place/101,%20BARCLAY%20ST,NEW%20YORK,NY)	Graph	1	\$107,266.00	\$107,266.00	\$107,266.00	\$107,266.00
WIPRO LIMITED, 101, BARCLAY STREET, NEW YORK, NY (https://www.google.com/maps/place/101,%20BARCLAY%20STREET,NEW%20YORK,NY)	Graph	13	\$74,625.85	\$71,781.00	\$71,781.00	\$85,530.00
Totals	Graph	14	\$76,957.29	\$71,781.00	\$71,781.00	\$107,266.00

Latitude: 40.712507 Longitude: -74.009043

Employer Name/Worksite Address	Graph	Count	Mean Wage	Median Wage	Lowest Wage	Highest Wage
FOUR SEASONS CORPORATE SERVICES, INC., 27 BARCLAY STREET, NEW YORK, NY (https://www.google.com/maps/place/27%20BARCLAY%20STREET,NEW%20YORK,NY)	Graph	1	\$98,072.00	\$98,072.00	\$98,072.00	\$98,072.00
Totals	Graph	1	\$98,072.00	\$98,072.00	\$98,072.00	\$98,072.00

Latitude: 40.712567 Longitude: -73.950291

Employer Name/Employer Address	Graph	Count	Mean Wage	Median Wage	Lowest Wage	Highest Wage
PLEXI GLOBAL LLC, 105 AINSLIE STREET #6A, BROOKLYN, NY (https://www.google.com/maps/place/105%20AINSIE%20STREET%20#6A,BROOKLYN,NY)	Graph	1	\$45,000.00	\$45,000.00	\$45,000.00	\$45,000.00
Totals	Graph	1	\$45,000.00	\$45,000.00	\$45,000.00	\$45,000.00

Employer Name/Worksite Address	Graph	Count	Mean Wage	Median Wage	Lowest Wage	Highest Wage
PLEXI GLOBAL LLC, 105 AINSLIE STREET, BROOKLYN, NY (https://www.google.com/maps/place/105%20AINSIE%20STREET,BROOKLYN,NY)	Graph	1	\$45,000.00	\$45,000.00	\$45,000.00	\$45,000.00
Totals	Graph	1	\$45,000.00	\$45,000.00	\$45,000.00	\$45,000.00

Latitude: 40.712573 Longitude: -74.004814

Employer Name/Employer Address	Graph	Count	Mean Wage	Median Wage	Lowest Wage	Highest Wage
OFFICE OF THE COMPTROLLER/CITY OF NEW YORK, 1 CENTRE STREET, NEW YORK, NY (https://www.google.com/maps/place/1%20CENTRE%20STREET,NEW%20YORK,NY)	Graph	1	\$66,394.00	\$66,394.00	\$66,394.00	\$66,394.00
Totals	Graph	1	\$66,394.00	\$66,394.00	\$66,394.00	\$66,394.00

Employer Name/Worksite Address	Graph	Count	Mean Wage	Median Wage
BAHA INDUSTRIES CORP., MAYOR'S OFFICE OF HOUSING RECOVERY OPERATOINS, NEW YORK, NY (https://www.google.com/maps/place/MAYOR'S%20OFFICE%20OF%20HOUSING%20RECOVERY%20OPERATOINS,NEW%20YORK,NY)	Graph	1	\$150,000.00	\$150,000.00
XCELTECH, INC, ONE CENTRE STREET, 9TH FLOOR, NEW YORK, NY (https://www.google.com/maps/place/ONE%20CENTRE%20STREET,%209TH%20FLOOR,NEW%20YORK,NY)	Graph	1	\$87,360.00	\$87,360.00
GCOM SOFTWARE, INC., 1 CENTER STREET, NEW YORK, NY (https://www.google.com/maps/place/1%20CENTER%20STREET,NEW%20YORK,NY)	Graph	2	\$96,960.00	\$90,000.00
FAST ENTERPRISES LLC, 1 CENTRE ST, NEW YORK, NY (https://www.google.com/maps/place/1%20CENTRE%20ST,NEW%20YORK,NY)	Graph	3	\$68,333.33	\$65,000.00
INTONE NETWORKS INC., 1 CENTER ST., NEW YORK, NY (https://www.google.com/maps/place/1%20CENTER%20ST.,NEW%20YORK,NY)	Graph	4	\$66,500.00	\$65,000.00
E-GIANTS TECHNOLOGIES LLC, 1 CENTRE STREET, NEW YORK, NY (https://www.google.com/maps/place/1%20CENTRE%20STREET,NEW%20YORK,NY)	Graph	7	\$81,627.71	\$76,000.00
Totals	Graph	18	\$81,870.78	\$72,000.00

Latitude: 40.712626 Longitude: -74.008669

Employer Name/Worksite Address	Graph	Count	Mean Wage	Median Wage
FACTSET RESEARCH SYSTEMS, INC., FACTSET RESEARCH SYSTEMS INC (DBA PORTWARE INC), NEW YORK, NY (https://www.google.com/maps/place/FACTSET%20RESEARCH%20SYSTEMS%20INC%20(DBA%20PORTWARE%20INC),NEW%20YORK,NY)	Graph	1	\$110,000.00	\$110,000.00
FACTSET RESEARCH SYSTEMS, INC., FACTSET RESEARCH SYSTEMS INC DBA PORTWARE LLC, NEW YORK, NY (https://www.google.com/maps/place/FACTSET%20RESEARCH%20SYSTEMS%20INC%20DBA%20PORTWARE%20LLC,NEW%20YORK,NY)	Graph	1	\$120,000.00	\$120,000.00
FACTSET RESEARCH SYSTEMS, INC., FACTSET RESEARCH SYSTEMS INC., NEW YORK, NY (https://www.google.com/maps/place/FACTSET%20RESEARCH%20SYSTEMS%20INC.,NEW%20YORK,NY)	Graph	1	\$100,000.00	\$100,000.00

Employer Name/Worksite Address	Graph	Count	Mean Wage	Me W
SETH A. HARRIS, PLLC, THE WOOLWORTH BUILDING, NEW YORK, NY (https://www.google.com/maps/place/THE%20WOOLWORTH%20BUILDING,NEW%20YORK,NY)	Graph	1	\$50,000.00	\$50,0
Totals	Graph	4	\$95,000.00	\$100,

Latitude: 40.712667 Longitude: -74.00979

Employer Name/Worksite Address	Graph	Count	Mean Wage	Median Wage	Lowest Wage	Highest Wage
JUDLAU CONTRACTING INC., 90 CHURCH STREET, NEW YORK, NY (https://www.google.com/maps/place/90%20CHURCH%20STREET,NEW%20YORK,NY)	Graph	2	\$85,250.00	\$80,500.00	\$80,500.00	\$90,000.00
Totals	Graph	2	\$85,250.00	\$80,500.00	\$80,500.00	\$90,000.00

Latitude: 40.712703 Longitude: -73.41683

Employer Name/Employer Address	Graph	Count	Mean Wage	Median Wage	Lowest Wage	Highest Wage
DIGICOM INTERNATIONAL INC., 145 ROME STREET, FARMINGDALE, NY (https://www.google.com/maps/place/145%20ROME%20STREET,FARMINGDALE,NY)	Graph	1	\$78,852.80	\$78,852.80	\$78,852.80	\$78,852.80
Totals	Graph	1	\$78,852.80	\$78,852.80	\$78,852.80	\$78,852.80

Employer Name/Worksite Address	Graph	Count	Mean Wage	Median Wage	Lowest Wage	Highest Wage
DIGICOM INTERNATIONAL INC., 145 ROME STREET, FARMINGDALE, NY (https://www.google.com/maps/place/145%20ROME%20STREET,FARMINGDALE,NY)	Graph	1	\$78,852.80	\$78,852.80	\$78,852.80	\$78,852.80
Totals	Graph	1	\$78,852.80	\$78,852.80	\$78,852.80	\$78,852.80

Latitude: 40.712718 Longitude: -74.009797

Employer Name/Worksite Address	Graph	Count	Mean Wage	Median Wage	Lowest Wage	Highest Wage
THE NASDAQ STOCK MARKET LLC, 165 BROADWAY, NEW YORK, NY (https://www.google.com/maps/place/165%20BROADWAY,NEW%20YORK,NY)	Graph	1	\$117,400.00	\$117,400.00	\$117,400.00	\$117,400.00
Totals	Graph	1	\$117,400.00	\$117,400.00	\$117,400.00	\$117,400.00

Latitude: 40.712718 Longitude: -73.899477

Employer Name/Worksite Address	Graph	Count	Mean Wage	Median Wage	Lowest Wage	Highest Wage
CVS RX SERVICES, INC., 7960 METROPOLITAN AVENUE, MIDDLE VILLAGE, NY (https://www.google.com/maps/place/7960%20METROPOLITAN%20AVENUE,MIDDLE%20VILLAGE,NY)	Graph	1	\$112,840.00	\$112,840.00	\$112,840.00	\$112,840.00
Totals	Graph	1	\$112,840.00	\$112,840.00	\$112,840.00	\$112,840.00

Latitude: 40.712775 Longitude: -73.958413

Employer Name/Employer Address	Graph	Count	Mean Wage	Median Wage	Lowest Wage	Highest Wage
EAST RIVER PILATES STUDIO LLC, 235 SOUTH 1ST STREET, BROOKLYN, NY (https://www.google.com/maps/place/235%20SOUTH%201ST%20STREET,BROOKLYN,NY)	Graph	1	\$93,600.00	\$93,600.00	\$93,600.00	\$93,600.00
Totals	Graph	1	\$93,600.00	\$93,600.00	\$93,600.00	\$93,600.00

Employer Name/Worksite Address	Graph	Count	Mean Wage	Median Wage	Lowest Wage	Highest Wage
--------------------------------	-------	-------	-----------	-------------	-------------	--------------

Employer Name/Worksite Address	Graph	Count	Mean Wage	Median Wage	Lowest Wage	Highest Wage
EAST RIVER PILATES STUDIO LLC, 235 SOUTH 1ST STREET, BROOKLYN, NY (https://www.google.com/maps/place/235%20SOUTH%201ST%20STREET,BROOKLYN,NY)	Graph	1	\$93,600.00	\$93,600.00	\$93,600.00	\$93,600.00
Totals	Graph	1	\$93,600.00	\$93,600.00	\$93,600.00	\$93,600.00

Latitude: 40.712776 Longitude: -73.957062

Employer Name/Worksite Address	Graph	Count	Mean Wage	Median Wage	Lowest Wage	Highest Wage
ABOUT GLAMOUR INC., 310 GRAND STREET, BROOKLYN, NY (https://www.google.com/maps/place/310%20GRAND%20STREET,BROOKLYN,NY)	Graph	2	\$47,840.00	\$47,840.00	\$47,840.00	\$47,840.00
Totals	Graph	2	\$47,840.00	\$47,840.00	\$47,840.00	\$47,840.00

Employer Name/Worksite Address	Graph	Count	Mean Wage	Median Wage	Lowest Wage	Highest Wage
ABOUT GLAMOUR INC., 310 GRAND STREET, BROOKLYN, NY (https://www.google.com/maps/place/310%20GRAND%20STREET,BROOKLYN,NY)	Graph	2	\$47,840.00	\$47,840.00	\$47,840.00	\$47,840.00
Totals	Graph	2	\$47,840.00	\$47,840.00	\$47,840.00	\$47,840.00

Latitude: 40.71284 Longitude: -73.78275

Employer Name/Worksite Address	Graph	Count	Mean Wage	Median Wage	Lowest Wage	Highest Wage
INDAAZ INC., 16901 HILLSIDE AVENUE, JAMAICA, NY (https://www.google.com/maps/place/16901%20HILLSIDE%20AVENUE,JAMAICA,NY)	Graph	2	\$59,966.20	\$58,198.00	\$58,198.00	\$61,734.40
Totals	Graph	2	\$59,966.20	\$58,198.00	\$58,198.00	\$61,734.40

Employer Name/Worksite Address	Graph	Count	Mean Wage	Median Wage	Lowest Wage	Highest Wage
INDAAZ INC., 16901 HILLSIDE AVENUE, JAMAICA, NY (https://www.google.com/maps/place/16901%20HILLSIDE%20AVENUE,JAMAICA,NY)	Graph	3	\$59,376.80	\$58,198.00	\$58,198.00	\$61,734.40
PADILLA AND COMPANY, LLP, 17561 HILLSIDE AVE. STE. 200, JAMAICA, NY (https://www.google.com/maps/place/17561%20HILLSIDE%20AVE.%20STE.%20200,JAMAICA,NY)	Graph	7	\$58,127.09	\$55,764.80	\$55,764.80	\$72,300.80
Totals	Graph	10	\$58,502.00	\$55,764.80	\$55,764.80	\$72,300.80

Latitude: 40.712845 Longitude: -74.009658

Employer Name/Worksite Address	Graph	Count	Mean Wage	Median Wage	Lowest Wage	Highest Wage
NICHE MEDIA HOLDINGS, LLC, 100 CHURCH STREET, 7TH FLOOR, NEW YORK, NY (https://www.google.com/maps/place/100%20CHURCH%20STREET,%207TH%20FLOOR,NEW%20YORK,NY)	Graph	1	\$52,300.00	\$52,300.00	\$52,300.00	\$52,300.00
CENTIMANI INC., 100 CHURCH ST., NY, NY (https://www.google.com/maps/place/100%20CHURCH%20ST.,NY,NY)	Graph	2	\$109,241.60	\$109,241.60	\$109,241.60	\$109,241.60
LIVEINTENT, 100 CHURCH STREET, NEW YORK, NY (https://www.google.com/maps/place/100%20CHURCH%20STREET,NEW%20YORK,NY)	Graph	4	\$83,750.00	\$80,000.00	\$65,000.00	\$110,000.00
Totals	Graph	7	\$86,540.46	\$80,000.00	\$52,300.00	\$110,000.00

Employer Name/Worksite Address	Graph	Count	Mean Wage	Median Wage	Lowest Wage	Highest Wage
INTERACTIVE DATA PRICING & REFERENCE DATA LLC, 100 CHURCH, NEW YORK, NY (https://www.google.com/maps/place/100%20CHURCH,NEW%20YORK,NY)	Graph	1	\$56,000.00	\$56,000.00	\$56,000.00	\$56,000.00
NICHE MEDIA HOLDINGS, LLC, 100 CHURCH STREET, 7TH FLOOR, NEW YORK, NY (https://www.google.com/maps/place/100%20CHURCH%20STREET,%207TH%20FLOOR,NEW%20YORK,NY)	Graph	1	\$52,300.00	\$52,300.00	\$52,300.00	\$52,300.00

Employer Name/Worksite Address	Graph	Count	Mean Wage	Median Wage	Lowest Wage	Highest Wage
POLARIS CONSULTING & SERVICES LTD, 100 CHRUCH STREET, NEW YORK, NY (https://www.google.com/maps/place/100%20CHRUCH%20STREET,NEW%20YORK,NY)	Graph	1	\$98,740.00	\$98,740.00	\$98,740.00	\$98,740.00
CENTIMANI INC., 100 CHURCH ST., NY, NY (https://www.google.com/maps/place/100%20CHURCH%20ST.,NY,NY)	Graph	2	\$109,241.60	\$109,241.60	\$109,241.60	\$109,241.60
GLOBAL DATA SOLUTIONS, INC., 100 CHURCH ST., NEW YORK, NY (https://www.google.com/maps/place/100%20CHURCH%20ST.,NEW%20YORK,NY)	Graph	2	\$102,610.50	\$70,221.00	\$70,221.00	\$135,000.00
VIRTUSA CORPORATION, 100 CHURCH ST, NEW YORK, NY (https://www.google.com/maps/place/100%20CHURCH%20ST,NEW%20YORK,NY)	Graph	8	\$104,614.13	\$96,000.00	\$64,813.00	\$132,600.00
INTERCONTINENTAL EXCHANGE HOLDINGS, INC., 100 CHURCH STREET, NEW YORK, NY (https://www.google.com/maps/place/100%20CHURCH%20STREET,NEW%20YORK,NY)	Graph	48	\$90,310.14	\$83,000.00	\$39,790.00	\$150,000.00
Totals	Graph	63	\$92,103.87	\$83,000.00	\$39,790.00	\$150,000.00

Latitude: 40.712851 Longitude: -74.008206

Employer Name/Employer Address	Graph	Count	Mean Wage	Median Wage	Lowest Wage	Highest Wage
BARASCH & MC GARRY PC, 11 PARK PLACE, NEW YORK, NY (https://www.google.com/maps/place/11%20PARK%20PLACE,NEW%20YORK,NY)	Graph	1	\$41,000.00	\$41,000.00	\$41,000.00	\$41,000.00
GARY H. SILVER ARCHITECTS, P.C, 11 PARK PLACE, SUITE 1701, NEW YORK, NY (https://www.google.com/maps/place/11%20PARK%20PLACE,%20SUITE%201701,NEW%20YORK,NY)	Graph	2	\$54,798.00	\$52,500.00	\$52,500.00	\$57,096.00
Totals	Graph	3	\$50,198.67	\$52,500.00	\$41,000.00	\$57,096.00

Employer Name/Worksite Address	Graph	Count	Mean Wage	Median Wage	Lowest Wage	Highest Wage
BARASCH & MC GARRY PC, 11 PARK PLACE, NEW YORK, NY (https://www.google.com/maps/place/11%20PARK%20PLACE,NEW%20YORK,NY)	Graph	1	\$41,000.00	\$41,000.00	\$41,000.00	\$41,000.00
GARY H. SILVER ARCHITECTS, P.C, 11 PARK PLACE, SUITE 1701, NEW YORK, NY (https://www.google.com/maps/place/11%20PARK%20PLACE,%20SUITE%201701,NEW%20YORK,NY)	Graph	2	\$54,798.00	\$52,500.00	\$52,500.00	\$57,096.00
Totals	Graph	3	\$50,198.67	\$52,500.00	\$41,000.00	\$57,096.00

Latitude: 40.712855 Longitude: -73.961241

Employer Name/Worksite Address	Graph	Count	Mean Wage	Median Wage	Lowest Wage	Highest Wage
FINSOFT CONSULTANTS INC., 174 SKILLMAN AVE, BROOKLYN, NY (https://www.google.com/maps/place/174%20SKILLMAN%20AVE,BROOKLYN,NY)	Graph	1	\$75,000.00	\$75,000.00	\$75,000.00	\$75,000.00
MLLNLL LLC, 143 ROEBLING STREET, BROOKLYN, NY (https://www.google.com/maps/place/143%20ROEBLING%20STREET,BROOKLYN,NY)	Graph	1	\$46,675.00	\$46,675.00	\$46,675.00	\$46,675.00
Totals	Graph	2	\$60,837.50	\$46,675.00	\$46,675.00	\$75,000.00

Latitude: 40.712903 Longitude: -73.952265

Employer Name/Employer Address	Graph	Count	Mean Wage	Median Wage	Lowest Wage	Highest Wage
NY RESOURCE CO INC., 467 KEAP ST, BROOKLYN, NY (https://www.google.com/maps/place/467%20KEAP%20ST,BROOKLYN,NY)	Graph	1	\$55,764.80	\$55,764.80	\$55,764.80	\$55,764.80
NY RESOURCE CO. INC., 467 KEAP STREET, BROOKLYN, NY (https://www.google.com/maps/place/467%20KEAP%20STREET,BROOKLYN,NY)	Graph	1	\$66,664.00	\$66,664.00	\$66,664.00	\$66,664.00
NY RESOURCE CO INC, 467 KEAP STREET, BROOKLYN, NY (https://www.google.com/maps/place/467%20KEAP%20STREET,BROOKLYN,NY)	Graph	4	\$55,764.80	\$55,764.80	\$55,764.80	\$55,764.80
Totals	Graph	6	\$57,581.33	\$55,764.80	\$55,764.80	\$66,664.00

Employer Name/Worksite Address	Graph	Count	Mean Wage	Median Wage	Lowest Wage	Highest Wage
--------------------------------	-------	-------	-----------	-------------	-------------	--------------

Employer Name/Worksite Address	Graph	Count	Mean Wage	Median Wage	Lowest Wage	Highest Wage
NY RESOURCE CO INC., 467 KEAP ST, BROOKLYN, NY (https://www.google.com/maps/place/467%20KEAP%20ST,BROOKLYN,NY)	Graph	1	\$55,764.80	\$55,764.80	\$55,764.80	\$55,764.80
NY RESOURCE CO INC, 467 KEAP STREET, BROOKLYN, NY (https://www.google.com/maps/place/467%20KEAP%20STREET,BROOKLYN,NY)	Graph	4	\$55,764.80	\$55,764.80	\$55,764.80	\$55,764.80
Totals	Graph	5	\$55,764.80	\$55,764.80	\$55,764.80	\$55,764.80

Latitude: 40.712976 Longitude: -73.906201

Employer Name/Employer Address	Graph	Count	Mean Wage	Median Wage	Lowest Wage	Highest Wage
MONCON INC., 56-21 METROPOLITAN AVENUE, RIDGEWOOD, NY (https://www.google.com/maps/place/56-21%20METROPOLITAN%20AVENUE,RIDGEWOOD,NY)	Graph	2	\$65,000.00	\$65,000.00	\$65,000.00	\$65,000.00
Totals	Graph	2	\$65,000.00	\$65,000.00	\$65,000.00	\$65,000.00

Employer Name/Worksite Address	Graph	Count	Mean Wage	Median Wage	Lowest Wage	Highest Wage
MONCON INC., 56-21 METROPOLITAN AVENUE, RIDGEWOOD, NY (https://www.google.com/maps/place/56-21%20METROPOLITAN%20AVENUE,RIDGEWOOD,NY)	Graph	2	\$65,000.00	\$65,000.00	\$65,000.00	\$65,000.00
Totals	Graph	2	\$65,000.00	\$65,000.00	\$65,000.00	\$65,000.00

Latitude: 40.712981 Longitude: -74.015506

Employer Name/Worksite Address	Graph	Count	Mean Wage	Median Wage
CYMA SYSTEMS INC, 50TH 200 VESEY STREET, NEWYORK, NY (https://www.google.com/maps/place/50TH%20200%20VESEY%20STREET,NEWYORK,NY)	Graph	1	\$65,000.00	\$65,000.00
NETLOGIC SOLUTIONS INC, BROOKFIELD PLACE, 200 VESEY ST., NEW YORK, NY (https://www.google.com/maps/place/BROOKFIELD%20PLACE,%20200%20VESEY%20ST.,NEW%20YORK,NY)	Graph	1	\$60,000.00	\$60,000.00
SVK SYSTEMS INC, 3 WORLD FINANCIAL CENTER, NEW YORK, NY (https://www.google.com/maps/place/3%20WORLD%20FINANCIAL%20CENTER,NEW%20YORK,NY)	Graph	1	\$87,000.00	\$87,000.00
V-SOFT CONSULTING GROUP, INC, 50TH, 200 VESEY STREET, NEW YORK, NY (https://www.google.com/maps/place/50TH,%20200%20VESEY%20STREET,NEW%20YORK,NY)	Graph	1	\$93,000.00	\$93,000.00
VASTIKA, INC., BROOKFIELD PLACE, 200 VESEY ST, NEW YORK, NY (https://www.google.com/maps/place/BROOKFIELD%20PLACE,%20200%20VESEY%20ST,NEW%20YORK,NY)	Graph	1	\$83,200.00	\$83,200.00
VISION SQUARE, INC., AMEX, NEW YORK, NY (https://www.google.com/maps/place/AMEX,NEW%20YORK,NY)	Graph	1	\$80,000.00	\$80,000.00
INNOVECTURE, AMERICAN EXPRESS TECHNOLOGIES, NEW YORK, NY (https://www.google.com/maps/place/AMERICAN%20EXPRESS%20TECHNOLOGIES,NEW%20YORK,NY)	Graph	2	\$87,360.00	\$87,360.00
IT TRAILBLAZERS, LLC, WORLD FINANCIAL CENTER 200 VESEY STREET, NEW YORK CITY, NY (https://www.google.com/maps/place/WORLD%20FINANCIAL%20CENTER%20200%20VESEY%20STREET,NEW%20YORK%20CITY,NY)	Graph	2	\$91,000.00	\$91,000.00
CYBERIT WORKFORCE, INC., AMERICAN EXPRESS, NEW YORK, NY (https://www.google.com/maps/place/AMERICAN%20EXPRESS,NEW%20YORK,NY)	Graph	5	\$77,694.00	\$80,000.00
AMERICAN EXPRESS TRAVEL RELATED SERVICES COMPANY, INC., 200 VESEY STEEET, NEW YORK, NY (https://www.google.com/maps/place/200%20VESEY%20STEEET,NEW%20YORK,NY)	Graph	17	\$99,805.44	\$102,800.00
Totals	Graph	32	\$90,940.08	\$91,000.00

Latitude: 40.712986 Longitude: -73.985332

Employer Name/Employer Address	Graph	Count	Mean Wage	Median Wage	Lowest Wage	Highest Wage
GLENFARNE GROUP, LLC, 292 MADISON AVENUE, NEW YORK, NY (https://www.google.com/maps/place/292%20MADISON%20AVENUE,NEW%20YORK,NY)	Graph	2	\$125,000.00	\$120,000.00	\$120,000.00	\$130,000.00
Totals	Graph	2	\$125,000.00	\$120,000.00	\$120,000.00	\$130,000.00

Employer Name/Worksite Address	Graph	Count	Mean Wage	Median Wage	Lowest Wage	Highest Wage
GLENFARNE GROUP, LLC, 292 MADISON AVENUE, NEW YORK, NY (https://www.google.com/maps/place/292%20MADISON%20AVENUE,NEW%20YORK,NY)	Graph	2	\$125,000.00	\$120,000.00	\$120,000.00	\$130,000.00
Totals	Graph	2	\$125,000.00	\$120,000.00	\$120,000.00	\$130,000.00

Latitude: 40.713094 Longitude: -73.421929

Employer Name/Worksite Address	Graph	Count	Mean Wage	Median Wage	Lowest Wage	Highest Wage
MAT SPORTING GOODS LLC, 73 VERDI ST, FARMINGDALE, NY (https://www.google.com/maps/place/73%20VERDI%20ST,FARMINGDALE,NY)	Graph	1	\$72,800.00	\$72,800.00	\$72,800.00	\$72,800.00
Totals	Graph	1	\$72,800.00	\$72,800.00	\$72,800.00	\$72,800.00

Employer Name/Worksite Address	Graph	Count	Mean Wage	Median Wage	Lowest Wage	Highest Wage
MAT SPORTING GOODS LLC, 73 VERDI ST, FARMINGDALE, NY (https://www.google.com/maps/place/73%20VERDI%20ST,FARMINGDALE,NY)	Graph	1	\$72,800.00	\$72,800.00	\$72,800.00	\$72,800.00
Totals	Graph	1	\$72,800.00	\$72,800.00	\$72,800.00	\$72,800.00

Latitude: 40.713111 Longitude: -73.962631

Employer Name/Worksite Address	Graph	Count	Mean Wage	Median Wage	Lowest Wage	Highest Wage
RESPONDENT INC, 109 S 5TH ST, NEW YORK CITY, NY (https://www.google.com/maps/place/109%20S%205TH%20ST,NEW%20YORK%20CITY,NY)	Graph	1	\$50,960.00	\$50,960.00	\$50,960.00	\$50,960.00
Totals	Graph	1	\$50,960.00	\$50,960.00	\$50,960.00	\$50,960.00

Latitude: 40.713115 Longitude: -73.977732

Employer Name/Worksite Address	Graph	Count	Mean Wage	Median Wage	Lowest Wage	Highest Wage
MY MAVENS, LLC, 457 FDR DR, NEW YORK, NY (https://www.google.com/maps/place/457%20FDR%20DR,NEW%20YORK,NY)	Graph	1	\$46,820.80	\$46,820.80	\$46,820.80	\$46,820.80
Totals	Graph	1	\$46,820.80	\$46,820.80	\$46,820.80	\$46,820.80

Employer Name/Worksite Address	Graph	Count	Mean Wage	Median Wage	Lowest Wage	Highest Wage
MY MAVENS, LLC, 457 FDR DR, NEW YORK, NY (https://www.google.com/maps/place/457%20FDR%20DR,NEW%20YORK,NY)	Graph	1	\$46,820.80	\$46,820.80	\$46,820.80	\$46,820.80
Totals	Graph	1	\$46,820.80	\$46,820.80	\$46,820.80	\$46,820.80

Latitude: 40.713168 Longitude: -73.413347

Employer Name/Worksite Address	Graph	Count	Mean Wage	Median Wage	Lowest Wage	Highest Wage
NATURE'S TRUTH LLC, 298 ADAMS BLVD, FARMINGDALE, NY (https://www.google.com/maps/place/298%20ADAMS%20BLVD,FARMINGDALE,NY)	Graph	2	\$56,284.28	\$56,284.28	\$56,284.28	\$56,284.28
Totals	Graph	2	\$56,284.28	\$56,284.28	\$56,284.28	\$56,284.28

Latitude: 40.713208 Longitude: -74.008988

Employer Name/Worksite Address	Graph	Count	Mean Wage	Median Wage	Lowest Wage	Highest Wage

Employer Name/Employer Address	Graph	Count	Mean Wage	Median Wage	Lowest Wage	Highest Wage
AUDIO VIDEO & CONTROLS, INC., 25 PARK PLACE, NEW YORK, NY (https://www.google.com/maps/place/25%20PARK%20PLACE,NEW%20YORK,NY)	Graph	1	\$72,000.00	\$72,000.00	\$72,000.00	\$72,000.00
Totals	Graph	1	\$72,000.00	\$72,000.00	\$72,000.00	\$72,000.00

Employer Name/Worksite Address	Graph	Count	Mean Wage	Median Wage	Lowest Wage	Highest Wage
AUDIO VIDEO & CONTROLS, INC., 25 PARK PLACE, NEW YORK, NY (https://www.google.com/maps/place/25%20PARK%20PLACE,NEW%20YORK,NY)	Graph	1	\$72,000.00	\$72,000.00	\$72,000.00	\$72,000.00
Totals	Graph	1	\$72,000.00	\$72,000.00	\$72,000.00	\$72,000.00

Latitude: 40.713379 Longitude: -74.00704

Employer Name/Worksite Address	Graph	Count	Mean Wage	Median Wage	Lowest Wage	Highest Wage
YES HARDSOFT SOLUTIONS, INC., 253 BROADWAY, NEW YORK, NY (https://www.google.com/maps/place/253%20BROADWAY,NEW%20YORK,NY)	Graph	3	\$74,520.67	\$76,000.00	\$56,000.00	\$91,562.00
Totals	Graph	3	\$74,520.67	\$76,000.00	\$56,000.00	\$91,562.00

Latitude: 40.713382 Longitude: -73.997481

Employer Name/Employer Address	Graph	Count	Mean Wage	Median Wage	Lowest Wage	Highest Wage
C.C.T.S. INC, 11 EAST BROADWAY, NEW YORK, NY (https://www.google.com/maps/place/11%20EAST%20BROADWAY,NEW%20YORK,NY)	Graph	1	\$55,764.80	\$55,764.80	\$55,764.80	\$55,764.80
HYTON ACCOUNTING CO., INC., 11 EAST BROADWAY, 10TH FLOOR, NEW YORK, NY (https://www.google.com/maps/place/11%20EAST%20BROADWAY,%2010TH%20FLOOR,NEW%20YORK,NY)	Graph	1	\$51,000.00	\$51,000.00	\$51,000.00	\$51,000.00
Totals	Graph	2	\$53,382.40	\$51,000.00	\$51,000.00	\$55,764.80

Employer Name/Worksite Address	Graph	Count	Mean Wage	Median Wage	Lowest Wage	Highest Wage
HYTON ACCOUNTING CO., INC., 11 EAST BROADWAY, 10TH FLOOR, NEW YORK, NY (https://www.google.com/maps/place/11%20EAST%20BROADWAY,%2010TH%20FLOOR,NEW%20YORK,NY)	Graph	1	\$51,000.00	\$51,000.00	\$51,000.00	\$51,000.00
NAMEI GROUP INC, 11 EAST BROADWAY, NEW YORK, NY (https://www.google.com/maps/place/11%20EAST%20BROADWAY,NEW%20YORK,NY)	Graph	2	\$51,882.40	\$48,000.00	\$48,000.00	\$55,764.80
Totals	Graph	3	\$51,588.27	\$51,000.00	\$48,000.00	\$55,764.80

Latitude: 40.713439 Longitude: -73.996842

Employer Name/Employer Address	Graph	Count	Mean Wage	Median Wage	Lowest Wage	Highest Wage
DANIEL WING-YU NG PLLC, 27 E. BROADWAY, NEW YORK, NY (https://www.google.com/maps/place/27%20E.%20BROADWAY,NEW%20YORK,NY)	Graph	1	\$56,160.00	\$56,160.00	\$56,160.00	\$56,160.00
WING-YU NG CPA PLLC, 27 E. BROADWAY, NEW YORK, NY (https://www.google.com/maps/place/27%20E.%20BROADWAY,NEW%20YORK,NY)	Graph	1	\$56,160.00	\$56,160.00	\$56,160.00	\$56,160.00
WING-YU NG CPA, PLLC, 27 EAST BROADWAY, 4TH FLOOR, NEW YORK, NY (https://www.google.com/maps/place/27%20EAST%20BROADWAY,%204TH%20FLOOR,NEW%20YORK,NY)	Graph	2	\$56,045.60	\$55,764.80	\$55,764.80	\$56,326.40
Totals	Graph	4	\$56,102.80	\$56,160.00	\$55,764.80	\$56,326.40

Employer Name/Worksite Address	Graph	Count	Mean Wage	Median Wage	Lowest Wage	Highest Wage
DANIEL WING-YU NG PLLC, 27 E. BROADWAY, NEW YORK, NY (https://www.google.com/maps/place/27%20E.%20BROADWAY,NEW%20YORK,NY)	Graph	2	\$56,160.00	\$56,160.00	\$56,160.00	\$56,160.00

Employer Name/Worksite Address	Graph	Count	Mean Wage	Median Wage	Lowest Wage	Highest Wage
WING-YU NG CPA, PLLC, 27 EAST BROADWAY, 4TH FLOOR, NEW YORK, NY (https://www.google.com/maps/place/27%20EAST%20BROADWAY,%204TH%20FLOOR,NEW%20YORK,NY)	Graph	2	\$56,045.60	\$55,764.80	\$55,764.80	\$56,326.40
Totals	Graph	4	\$56,102.80	\$56,160.00	\$55,764.80	\$56,326.40

Latitude: 40.713468 Longitude: -73.997867

Employer Name/Worksite Address	Graph	Count	Mean Wage	Median Wage	Lowest Wage	Highest Wage
QTALK HOLDINGS, LLC, 1 EAST BROADWAY, NEW YORK, NY (https://www.google.com/maps/place/1%20EAST%20BROADWAY,NEW%20YORK,NY)	Graph	3	\$44,269.33	\$45,676.80	\$41,454.40	\$45,676.80
Totals	Graph	3	\$44,269.33	\$45,676.80	\$41,454.40	\$45,676.80

Employer Name/Worksite Address	Graph	Count	Mean Wage	Median Wage	Lowest Wage	Highest Wage
QTALK HOLDINGS, LLC, 1 EAST BROADWAY, NEW YORK, NY (https://www.google.com/maps/place/1%20EAST%20BROADWAY,NEW%20YORK,NY)	Graph	3	\$44,269.33	\$45,676.80	\$41,454.40	\$45,676.80
Totals	Graph	3	\$44,269.33	\$45,676.80	\$41,454.40	\$45,676.80

Latitude: 40.713469 Longitude: -73.99648

Employer Name/Worksite Address	Graph	Count	Mean Wage	Median Wage	Lowest Wage	Highest Wage
600730514, 35 EAST BROADWAY, NEW YORK, NY (https://www.google.com/maps/place/35%20EAST%20BROADWAY,NEW%20YORK,NY)	Graph	1	\$95,000.00	\$95,000.00	\$95,000.00	\$95,000.00
FINDER.COM, 35 EAST BROADWAY, NEW YORK, NY (https://www.google.com/maps/place/35%20EAST%20BROADWAY,NEW%20YORK,NY)	Graph	2	\$169,270.50	\$98,072.00	\$98,072.00	\$240,469.00
Totals	Graph	3	\$144,513.67	\$98,072.00	\$95,000.00	\$240,469.00

Employer Name/Worksite Address	Graph	Count	Mean Wage	Median Wage	Lowest Wage	Highest Wage
FINDER.COM, 35 EAST BROADWAY, NEW YORK CITY, NY (https://www.google.com/maps/place/35%20EAST%20BROADWAY,NEW%20YORK%20CITY,NY)	Graph	2	\$169,270.50	\$98,072.00	\$98,072.00	\$240,469.00
Totals	Graph	2	\$169,270.50	\$98,072.00	\$98,072.00	\$240,469.00

Latitude: 40.71347 Longitude: -73.951889

Employer Name/Worksite Address	Graph	Count	Mean Wage	Median Wage	Lowest Wage	Highest Wage
EMBRYOLISSE USA, INC, 487 KEAP STREET, BROOKLYN, NY (https://www.google.com/maps/place/487%20KEAP%20STREET,BROOKLYN,NY)	Graph	1	\$54,080.00	\$54,080.00	\$54,080.00	\$54,080.00
Totals	Graph	1	\$54,080.00	\$54,080.00	\$54,080.00	\$54,080.00

Latitude: 40.713492 Longitude: -74.013468

Employer Name/Worksite Address	Graph	Count	Mean Wage	Median Wage	Lowest Wage	Highest Wage
DELOITTE CONSULTING LLP, 200 N VESEY STREET, NEW YORK, NY (https://www.google.com/maps/place/200%20N%20VESEY%20STREET,NEW%20YORK,NY)	Graph	15	\$66,040.00	\$66,040.00	\$66,040.00	\$66,040.00
Totals	Graph	15	\$66,040.00	\$66,040.00	\$66,040.00	\$66,040.00

Latitude: 40.713503 Longitude: -73.946649

Employer Name/Worksite Address	Graph	Count	Mean Wage	Median Wage	Lowest Wage	Highest Wage
CORE COLLABORATION GROUP LLC, 116 DEVOE ST, BROOKLYN, NY (https://www.google.com/maps/place/116%20DEVOE%20ST,BROOKLYN,NY)	Graph	1	\$65,000.00	\$65,000.00	\$65,000.00	\$65,000.00
Totals	Graph	1	\$65,000.00	\$65,000.00	\$65,000.00	\$65,000.00

Latitude: 40.713523 Longitude: -73.829289

Employer Name/Worksite Address	Graph	Count	Mean Wage	Median Wage	Lowest Wage	Highest Wage
YORK HEALTHCARE LLC, 120-34 QUEENS BLVD., KEW GARDENS, NY (https://www.google.com/maps/place/120-34%20QUEENS%20BLVD.,KEW%20GARDENS,NY)	Graph	1	\$53,684.80	\$53,684.80	\$53,684.80	\$53,684.80
Totals	Graph	1	\$53,684.80	\$53,684.80	\$53,684.80	\$53,684.80

Employer Name/Worksite Address	Graph	Count	Mean Wage	Median Wage	Lowest Wage	Highest Wage
YORK HEALTHCARE LLC, 120-34 QUEENS BLVD., KEW GARDENS, NY (https://www.google.com/maps/place/120-34%20QUEENS%20BLVD.,KEW%20GARDENS,NY)	Graph	1	\$53,684.80	\$53,684.80	\$53,684.80	\$53,684.80
Totals	Graph	1	\$53,684.80	\$53,684.80	\$53,684.80	\$53,684.80

Latitude: 40.71358 Longitude: -73.995123

Employer Name/Worksite Address	Graph	Count	Mean Wage	Median Wage	Lowest Wage	Highest Wage
MAYI TOURS INC., 65 EAST BROADWAY, NEW YORK, NY (https://www.google.com/maps/place/65%20EAST%20BROADWAY,NEW%20YORK,NY)	Graph	3	\$69,132.27	\$67,932.80	\$66,664.00	\$72,800.00
Totals	Graph	3	\$69,132.27	\$67,932.80	\$66,664.00	\$72,800.00

Employer Name/Worksite Address	Graph	Count	Mean Wage	Median Wage	Lowest Wage	Highest Wage
MAYI TOURS INC., 65 EAST BROADWAY, NEW YORK, NY (https://www.google.com/maps/place/65%20EAST%20BROADWAY,NEW%20YORK,NY)	Graph	3	\$69,132.27	\$67,932.80	\$66,664.00	\$72,800.00
Totals	Graph	3	\$69,132.27	\$67,932.80	\$66,664.00	\$72,800.00

Latitude: 40.713591 Longitude: -73.996609

Employer Name/Worksite Address	Graph	Count	Mean Wage	Median Wage	Lowest Wage	Highest Wage
DELOITTE CONSULTING LLP, 28 EAST BROADWAY, 5TH FLOOR, NEW YORK, NY (https://www.google.com/maps/place/28%20EAST%20BROADWAY,%205TH%20FLOOR,NEW%20YORK,NY)	Graph	15	\$70,000.00	\$70,000.00	\$70,000.00	\$70,000.00
DELOITTE CONSULTING LLP, 28 EAST BROADWAY, NEW YORK, NY (https://www.google.com/maps/place/28%20EAST%20BROADWAY,NEW%20YORK,NY)	Graph	30	\$74,932.00	\$65,000.00	\$65,000.00	\$84,864.00
Totals	Graph	45	\$73,288.00	\$70,000.00	\$65,000.00	\$84,864.00

Latitude: 40.713592 Longitude: -73.981109

Employer Name/Worksite Address	Graph	Count	Mean Wage	Median Wage	Lowest Wage	Highest Wage
TECHNOSOFT GROUP INC, 383 MADISON AVENUE, NEW YORK CITY, NY (https://www.google.com/maps/place/383%20MADISON%20AVENUE,NEW%20YORK%20CITY,NY)	Graph	1	\$70,250.00	\$70,250.00	\$70,250.00	\$70,250.00
Totals	Graph	1	\$70,250.00	\$70,250.00	\$70,250.00	\$70,250.00

Latitude: 40.713598 Longitude: -74.013794

Employer Name/Worksite Address	Graph	Count	Mean Wage	Median Wage	Lowest Wage	Highest Wage
PRIMISOFT LLC, 200 VESSY ST, NEW YORK, NY (https://www.google.com/maps/place/200%20VESSY%20ST,NEW%20YORK,NY)	Graph	1	\$67,000.00	\$67,000.00	\$67,000.00	\$67,000.00
SELSOFT, INC., 200 VESSEY STREET, NEW YORK, NY (https://www.google.com/maps/place/200%20VESSEY%20STREET,NEW%20YORK,NY)	Graph	3	\$70,784.67	\$69,701.00	\$56,000.00	\$86,653.00
Totals	Graph	4	\$69,838.50	\$67,000.00	\$56,000.00	\$86,653.00

Latitude: 40.71364 Longitude: -73.99859

Employer Name/Employer Address	Graph	Count	Mean Wage	Median Wage	Lowest Wage	Highest Wage
MOTT STREET DENTAL P.C., 2 MOTT STREET, SUITE 303, NEW YORK, NY (https://www.google.com/maps/place/2%20MOTT%20STREET,%20SUITE%20303,NEW%20YORK,NY)	Graph	2	\$114,400.00	\$114,400.00	\$114,400.00	\$114,400.00
Totals	Graph	2	\$114,400.00	\$114,400.00	\$114,400.00	\$114,400.00

Employer Name/Worksite Address	Graph	Count	Mean Wage	Median Wage	Lowest Wage	Highest Wage
MOTT STREET DENTAL P.C., 2 MOTT STREET, NEW YORK, NY (https://www.google.com/maps/place/2%20MOTT%20STREET,NEW%20YORK,NY)	Graph	2	\$114,400.00	\$114,400.00	\$114,400.00	\$114,400.00
Totals	Graph	2	\$114,400.00	\$114,400.00	\$114,400.00	\$114,400.00

Latitude: 40.713721 Longitude: -74.007309

Employer Name/Employer Address	Graph	Count	Mean Wage	Median Wage	Lowest Wage
GLOBAL ATLANTIC FINANCIAL COMPANY, 4 WORLD TRADE CENTER, 51ST FLOOR, NEW YORK, NY (https://www.google.com/maps/place/4%20WORLD%20TRADE%20CENTER,%2051ST%20FLOOR,NEW%20YORK,NY)	Graph	1	\$153,750.00	\$153,750.00	\$153,750.00
GUARANTR INC., 4 WORLD TRADE CENTER, NEW YORK, NY (https://www.google.com/maps/place/4%20WORLD%20TRADE%20CENTER,NEW%20YORK,NY)	Graph	1	\$65,000.00	\$65,000.00	\$65,000.00
HUDSON RIVER TRADING LLC, 4 WORLD TRADE CENTER, NEW YORK, NY (https://www.google.com/maps/place/4%20WORLD%20TRADE%20CENTER,NEW%20YORK,NY)	Graph	1	\$150,000.00	\$150,000.00	\$150,000.00
IEX GROUP, INC., 4 WORLD TRADE CENTER, NEW YORK, NY (https://www.google.com/maps/place/4%20WORLD%20TRADE%20CENTER,NEW%20YORK,NY)	Graph	1	\$115,000.00	\$115,000.00	\$115,000.00
SYNTACTX, LLC, 4 WORLD TRADE CENTER, NEW YORK, NY (https://www.google.com/maps/place/4%20WORLD%20TRADE%20CENTER,NEW%20YORK,NY)	Graph	1	\$92,500.00	\$92,500.00	\$92,500.00
MEDIAMATH, INC., 4 WORLD TRADE CENTER, NEW YORK, NY (https://www.google.com/maps/place/4%20WORLD%20TRADE%20CENTER,NEW%20YORK,NY)	Graph	10	\$114,000.00	\$115,000.00	\$60,000.00
Totals	Graph	15	\$114,416.67	\$115,000.00	\$60,000.00

Employer Name/Worksite Address	Graph	Count	Mean Wage	Median Wage	Lowest Wage	Highest Wage
GUARANTR INC., 4 WORLD TRADE CENTER, NEW YORK, NY (https://www.google.com/maps/place/4%20WORLD%20TRADE%20CENTER,NEW%20YORK,NY)	Graph	3	\$110,000.00	\$115,000.00	\$65,000.00	\$150,000.00
Totals	Graph	3	\$110,000.00	\$115,000.00	\$65,000.00	\$150,000.00

Latitude: 40.713742 Longitude: -74.011647

Employer Name/Employer Address	Graph	Count	Mean Wage	Median Wage	Lowest Wage	Highest Wage
MOGIMO, INC., 150 GREENWICH ST., NEW YORK, NY (https://www.google.com/maps/place/150%20GREENWICH%20ST.,NEW%20YORK,NY)	Graph	1	\$65,000.00	\$65,000.00	\$65,000.00	\$65,000.00
RENTIGO, INC., 150 GREENWICH STREET, NEW YORK, NY (https://www.google.com/maps/place/150%20GREENWICH%20STREET,NEW%20YORK,NY)	Graph	1	\$154,000.00	\$154,000.00	\$154,000.00	\$154,000.00
Totals	Graph	2	\$109,500.00	\$65,000.00	\$65,000.00	\$154,000.00

Employer Name/Worksite Address	Graph	Count	Mean Wage	Median Wage	Lowest Wage	Highest Wage
MOGIMO, INC., 150 GREENWICH ST., NEW YORK, NY (https://www.google.com/maps/place/150%20GREENWICH%20ST.,NEW%20YORK,NY)	Graph	1	\$65,000.00	\$65,000.00	\$65,000.00	\$65,000.00
MEDIAMATH, INC., 150 GREENWICH STREET, NEW YORK, NY (https://www.google.com/maps/place/150%20GREENWICH%20STREET,NEW%20YORK,NY)	Graph	6	\$99,833.33	\$95,000.00	\$75,000.00	\$154,000.00
Totals	Graph	7	\$94,857.14	\$95,000.00	\$65,000.00	\$154,000.00

Latitude: 40.713746 Longitude: -74.003635

Employer Name/Employer Address	Graph	Count	Mean Wage	Median Wage	Lowest Wage	Highest Wage
SAFE HORIZON, INC., 2 LAFAYETTE STREET, NEW YORK, NY (https://www.google.com/maps/place/2%20LAFAYETTE%20STREET,NEW%20YORK,NY)	Graph	2	\$49,160.80	\$41,142.40	\$41,142.40	\$57,179.20
Totals	Graph	2	\$49,160.80	\$41,142.40	\$41,142.40	\$57,179.20

Employer Name/Worksite Address	Graph	Count	Mean Wage	Median Wage	Lowest Wage	Highest Wage
ADROIT ASSOCIATES, INC., 2 LAFAYETTE ST., NEW YORK, NY (https://www.google.com/maps/place/2%20LAFAYETTE%20ST.,NEW%20YORK,NY)	Graph	1	\$85,000.00	\$85,000.00	\$85,000.00	\$85,000.00
ADROIX CORP, 2 LAFAYETTE ST, NEW YORK, NY (https://www.google.com/maps/place/2%20LAFAYETTE%20ST.,NEW%20YORK,NY)	Graph	1	\$85,000.00	\$85,000.00	\$85,000.00	\$85,000.00
FIRST TEK , INC., 2 LAFAYETTE ST., NEW YORK, NY (https://www.google.com/maps/place/2%20LAFAYETTE%20ST.,NEW%20YORK,NY)	Graph	1	\$75,795.00	\$75,795.00	\$75,795.00	\$75,795.00
GLOBAL INFORMATION TECHNOLOGY, INC, 2 LAFAYETTE STREET, 20TH FLOOR, NEW YORK, NY (https://www.google.com/maps/place/2%20LAFAYETTE%20STREET,%2020TH%20FLOOR,NEW%20YORK,NY)	Graph	2	\$90,813.00	\$90,813.00	\$90,813.00	\$90,813.00
GCOM SOFTWARE, INC., 2 LAFAYETTE STREET, NEW YORK, NY (https://www.google.com/maps/place/2%20LAFAYETTE%20STREET,NEW%20YORK,NY)	Graph	8	\$90,925.00	\$80,000.00	\$60,000.00	\$115,000.00
Totals	Graph	13	\$88,832.38	\$85,000.00	\$60,000.00	\$115,000.00

Latitude: 40.713758 Longitude: -73.998746

Employer Name/Employer Address	Graph	Count	Mean Wage	Median Wage	Lowest Wage	Highest Wage
LAW OFFICE OF FUHAO YANG, 7 MOTT STREET, NEW YORK, NY (https://www.google.com/maps/place/7%20MOTT%20STREET,NEW%20YORK,NY)	Graph	1	\$39,520.00	\$39,520.00	\$39,520.00	\$39,520.00
LAW OFFICE OF UGO UGEH P.C., 7 MOTT STREET, SUITE 600, NEW YORK, NY (https://www.google.com/maps/place/7%20MOTT%20STREET,%20SUITE%20600,NEW%20YORK,NY)	Graph	1	\$80,000.00	\$80,000.00	\$80,000.00	\$80,000.00
Totals	Graph	2	\$59,760.00	\$39,520.00	\$39,520.00	\$80,000.00

Employer Name/Worksite Address	Graph	Count	Mean Wage	Median Wage	Lowest Wage	Highest Wage
LAW OFFICE OF FUHAO YANG, 7 MOTT STREET, NEW YORK, NY (https://www.google.com/maps/place/7%20MOTT%20STREET,NEW%20YORK,NY)	Graph	2	\$59,760.00	\$39,520.00	\$39,520.00	\$80,000.00
Totals	Graph	2	\$59,760.00	\$39,520.00	\$39,520.00	\$80,000.00

Latitude: 40.713767 Longitude: -73.919024

Employer Name/Employer Address	Graph	Count	Mean Wage	Median Wage	Lowest Wage	Highest Wage
AMERICAN ATTITUDE INC., 50-05 METROPOLITAN AVE., RIDGEWOOD, NY (https://www.google.com/maps/place/50-05%20METROPOLITAN%20AVE.,RIDGEWOOD,NY)	Graph	1	\$48,797.00	\$48,797.00	\$48,797.00	\$48,797.00
Totals	Graph	1	\$48,797.00	\$48,797.00	\$48,797.00	\$48,797.00

Employer Name/Worksite Address	Graph	Count	Mean Wage	Median Wage	Lowest Wage	Highest Wage
AMERICAN ATTITUDE INC., 50-05 METROPOLITAN AVE., RIDGEWOOD, NY (https://www.google.com/maps/place/50-05%20METROPOLITAN%20AVE.,RIDGEWOOD,NY)	Graph	1	\$48,797.00	\$48,797.00	\$48,797.00	\$48,797.00
Totals	Graph	1	\$48,797.00	\$48,797.00	\$48,797.00	\$48,797.00

Latitude: 40.713784 Longitude: -73.921259

Employer Name/Worksite Address	Graph	Count	Mean Wage	Median Wage	Lowest Wage	Highest Wage
REIKO WIRELESS, INC., 4929 METROPOLITAN AVENUE, RIDGEWOOD, NY (https://www.google.com/maps/place/4929%20METROPOLITAN%20AVENUE,RIDGEWOOD,NY)	Graph	1	\$37,918.00	\$37,918.00	\$37,918.00	\$37,918.00
Totals	Graph	1	\$37,918.00	\$37,918.00	\$37,918.00	\$37,918.00

Latitude: 40.713814 Longitude: -73.985632

Employer Name/Employer Address	Graph	Count	Mean Wage	Median Wage	Lowest Wage	Highest Wage
STUDIO FANDI LLC, 237 HENRY STREET, NEW YORK, NY (https://www.google.com/maps/place/237%20HENRY%20STREET,NEW%20YORK,NY)	Graph	1	\$52,000.00	\$52,000.00	\$52,000.00	\$52,000.00
Totals	Graph	1	\$52,000.00	\$52,000.00	\$52,000.00	\$52,000.00

Employer Name/Worksite Address	Graph	Count	Mean Wage	Median Wage	Lowest Wage	Highest Wage
STUDIO FANDI LLC, 237 HENRY STREET, NEW YORK, NY (https://www.google.com/maps/place/237%20HENRY%20STREET,NEW%20YORK,NY)	Graph	1	\$52,000.00	\$52,000.00	\$52,000.00	\$52,000.00
Totals	Graph	1	\$52,000.00	\$52,000.00	\$52,000.00	\$52,000.00

Latitude: 40.713854 Longitude: -74.014289

Employer Name/Employer Address	Graph	Count	Mean Wage	Median Wage	Lowest Wage	Highest Wage
AMERICAN EXPRESS BANK, FSB, 200 VESEY STREET, NEW YORK, NY (https://www.google.com/maps/place/200%20VESEY%20STREET,NEW%20YORK,NY)	Graph	1	\$75,832.49	\$75,832.49	\$75,832.49	\$75,832.49
AMERICAN EXPRESS COMPANY, 200 VESEY STREET, NEW YORK CITY, NY (https://www.google.com/maps/place/200%20VESEY%20STREET,NEW%20YORK%20CITY,NY)	Graph	8	\$107,707.41	\$100,000.00	\$94,556.25	\$136,904.00
AMERICAN EXPRESS CENTURION BANK, 200 VESEY STREET, NEW YORK, NY (https://www.google.com/maps/place/200%20VESEY%20STREET,NEW%20YORK,NY)	Graph	12	\$100,562.75	\$91,800.00	\$91,800.00	\$130,276.48
AMERICAN EXPRESS TRAVEL RELATED SERVICES COMPANY, INC., 200 VESEY STREET, NEW YORK CITY, NY (https://www.google.com/maps/place/200%20VESEY%20STREET,NEW%20YORK%20CITY,NY)	Graph	12	\$116,432.76	\$115,000.00	\$100,980.00	\$154,806.07
AMERICAN EXPRESS COMPANY, 200 VESEY STREET, NEW YORK, NY (https://www.google.com/maps/place/200%20VESEY%20STREET,NEW%20YORK,NY)	Graph	86	\$105,167.57	\$100,776.00	\$66,950.00	\$189,300.00
AMERICAN EXPRESS TRAVEL RELATED SERVICES COMPANY, INC., 200 VESEY STREET, NEW YORK, NY (https://www.google.com/maps/place/200%20VESEY%20STREET,NEW%20YORK,NY)	Graph	112	\$110,870.17	\$110,000.00	\$68,000.00	\$180,272.08
Totals	Graph	231	\$108,239.43	\$103,000.00	\$66,950.00	\$189,300.00

Employer Name/Worksite Address	Graph	Count	Mean Wage	Median Wage	Lowest Wage	Highest Wage
CYBYTE, INC., 200 VESEY STREET, NEW YORK CITY, NY (https://www.google.com/maps/place/200%20VESEY%20STREET,NEW%20YORK%20CITY,NY)	Graph	1	\$74,500.00	\$74,500.00	\$74,500.00	\$74,500.00
DEEBECON INC, 200 VESEY STREET, 200 VESEY STREET, NY (https://www.google.com/maps/place/200%20VESEY%20STREET,200%20VESEY%20STREET,NY)	Graph	2	\$104,936.00	\$104,936.00	\$104,936.00	\$104,936.00
AU FAIT TECH INC, 200 VESEY ST., NEW YORK, NY (https://www.google.com/maps/place/200%20VESEY%20ST.,NEW%20YORK,NY)	Graph	3	\$101,666.67	\$90,000.00	\$65,000.00	\$150,000.00

Employer Name/Worksite Address	Graph	Count	Mean Wage	Median Wage	Lowest Wage	Highest Wage
FRIENDLY CONSULTANTS INC., 200 VESEY ST, NEW YORK, NY (https://www.google.com/maps/place/200%20VESEY%20ST,NEW%20YORK,NY)	Graph	9	\$77,605.44	\$74,277.00	\$60,000.00	\$104,940.00
SYNTEL INC, 200 VESEY STREET, NEW YORK, NY (https://www.google.com/maps/place/200%20VESEY%20STREET,NEW%20YORK,NY)	Graph	433	\$101,131.27	\$95,000.00	\$56,000.00	\$221,500.00
Totals	Graph	448	\$100,619.78	\$95,000.00	\$56,000.00	\$221,500.00

Latitude: 40.713858 Longitude: -74.007771

Employer Name/Employer Address	Graph	Count	Mean Wage	Me W
HEARTS & SCIENCE LLC, 7 WORLD TRADE CENTER (250 GREENWICH STREET), NEW YORK, NY (https://www.google.com/maps/place/7%20WORLD%20TRADE%20CENTER%20(250%20GREENWICH%20STREET),NEW%20YORK,NY)	Graph	1	\$95,400.00	\$95,
N B PLUMBING & HEATING INC, ONE PENN PLAZA, NEW YORK, NY (https://www.google.com/maps/place/ONE%20PENN%20PLAZA,NEW%20YORK,NY)	Graph	1	\$54,000.00	\$54,
NEW YORK CITY OFFICE OF MANAGEMENT AND BUDGET, 655 GREEWICH STREET, NEW YORK, NY (https://www.google.com/maps/place/655%20GREEWICH%20STREET,NEW%20YORK,NY)	Graph	1	\$64,916.80	\$64,
SURGO GROUP LLC, 291 BROADWAY, 12TH FL, NEW YORK, NY (https://www.google.com/maps/place/291%20BROADWAY,%2012TH%20FL,NEW%20YORK,NY)	Graph	1	\$48,963.00	\$48,
MOODY'S INVESTORS SERVICE, INC., 7 WORLD TRADE CENTER AT 250 GREENWICH STREET, NEW YORK, NY (https://www.google.com/maps/place/7%20WORLD%20TRADE%20CENTER%20AT%20250%20GREENWICH%20STREET,NEW%20YORK,NY)	Graph	3	\$111,042.00	\$115
MOODY'S ANALYTICS, INC., 7 WORLD TRADE CENTER AT 250 GREENWICH STREET, NEW YORK, NY (https://www.google.com/maps/place/7%20WORLD%20TRADE%20CENTER%20AT%20250%20GREENWICH%20STREET,NEW%20YORK,NY)	Graph	4	\$130,366.25	\$118
MOODY'S SHARED SERVICES, INC., 7 WORLD TRADE CENTER AT 250 GREENWICH STREET, NEW YORK, NY (https://www.google.com/maps/place/7%20WORLD%20TRADE%20CENTER%20AT%20250%20GREENWICH%20STREET,NEW%20YORK,NY)	Graph	6	\$134,013.17	\$133
MEDIAMATH, INC., 4 WORLD TRADE CENTER, 150 GREENWICH STREET, NEW YORK, NY (https://www.google.com/maps/place/4%20WORLD%20TRADE%20CENTER,%20150%20GREENWICH%20STREET,NEW%20YORK,NY)	Graph	12	\$82,083.33	\$75,
Totals	Graph	29	\$100,239.65	\$100

Employer Name/Worksite Address	Graph	Count	Mea Wag
AITA CONSULTING SERVICES, INC., NEW YORK CITY'S DEPARTMENT OF BUILDINGS, NEW YORK, NY (https://www.google.com/maps/place/NEW%20YORK%20CITY'S%20DEPARTMENT%20OF%20BUILDINGS,NEW%20YORK,NY)	Graph	1	\$70,221
AMERICAN TECHNOLOGY CONSULTING, LLC, 7 WORLD TRADE CENTER 250 GREENWICH ST., NEW YORK, NY (https://www.google.com/maps/place/7%20WORLD%20TRADE%20CENTER%20250%20GREENWICH%20ST.,NEW%20YORK,NY)	Graph	1	\$72,000
AMERIPRISE FINANCIAL, INC., 7 WORLD TRADE CENTER, 250 GRENWICH ST., NEW YORK, NY (https://www.google.com/maps/place/7%20WORLD%20TRADE%20CENTER,%20250%20GRENWICH%20ST.,NEW%20YORK,NY)	Graph	1	\$115,900
BSASPEC INC., FOUR WORLD TRADE CENTER, NEW YORK, NY (https://www.google.com/maps/place/FOUR%20WORLD%20TRADE%20CENTER,NEW%20YORK,NY)	Graph	1	\$60,000
CH2M HILL, INC., 22 CORTLANDT STREET, 31ST FOOR, NEW YORK, NY (https://www.google.com/maps/place/22%20CORTLANDT%20STREET,%2031ST%20FOOR,NEW%20YORK,NY)	Graph	1	\$180,000
COMPUNNEL SOFTWARE GROUP, INC., 1 CENTRE STREET, NEW YORK, NY (https://www.google.com/maps/place/1%20CENTRE%20STREET,NEW%20YORK,NY)	Graph	1	\$92,800
DATA S SOLUTIONS, LLC, 100 CHURCH STREET, NYC, NEW YORK CITY, NY (https://www.google.com/maps/place/100%20CHURCH%20STREET,%20NYC,NEW%20YORK%20CITY,NY)	Graph	1	\$60,000
FIX FLYER LLC, FIX FLYER LLC, NEW YORK, NY (https://www.google.com/maps/place/FIX%20FLYER%20LLC,NEW%20YORK,NY)	Graph	1	\$114,550
GLOBAL ATLANTIC FINANCIAL COMPANY, 4 WORLD TRADE CENTER, 51ST FLOOR, NEW YORK, NY (https://www.google.com/maps/place/4%20WORLD%20TRADE%20CENTER,%2051ST%20FLOOR,NEW%20YORK,NY)	Graph	1	\$153,750
HORIZON SOFTECH, INC, ONE CENTER STREET, NEW YORK, NY (https://www.google.com/maps/place/ONE%20CENTER%20STREET,NEW%20YORK,NY)	Graph	1	\$65,000
KRYPTO IT SOLUTIONS, INC, NYC DEPT OF BUILDINGS, NYC, NY (https://www.google.com/maps/place/NYC%20DEPT%20OF%20BUILDINGS,NYC,NY)	Graph	1	\$70,500
LARSEN & TOUBRO INFOTECH LIMITED, CONDE NAST PUBLICATIONS, NEW YORK, NY (https://www.google.com/maps/place/CONDE%20NAST%20PUBLICATIONS,NEW%20YORK,NY)	Graph	1	\$78,930
LARSEN & TOUBRO INFOTECH LIMITED, CONDE NAST, ONE WORLD TRADE CENTER, NEW YORK, NY (https://www.google.com/maps/place/CONDE%20NAST,%20ONE%20WORLD%20TRADE%20CENTER,NEW%20YORK,NY)	Graph	1	\$85,920

Employer Name/Worksite Address	Graph	Count	Mea Wag
LARSEN & TOUBRO INFOTECH LIMITED, CONDENAST PUBLICATIONS, NEW YORK, NY (https://www.google.com/maps/place/CONDENAST%20PUBLICATIONS,NEW%20YORK,NY)	Graph	1	\$73,118
LARSEN & TOUBRO INFOTECH LIMITED, CONDENAST, 1 WORLD TRADE CENTER, NEW YORK, NY (https://www.google.com/maps/place/CONDENAST,%201%20WORLD%20TRADE%20CENTER,NEW%20YORK,NY)	Graph	1	\$73,740
LARSEN & TOUBRO INFOTECH LIMITED, VIACOM, NEW YORK, NY (https://www.google.com/maps/place/VIACOM,NEW%20YORK,NY)	Graph	1	\$76,716
LIFEBEAM, INC., 250 GREENWICH ST., NEW YORK, NY (https://www.google.com/maps/place/250%20GREENWICH%20ST.,NEW%20YORK,NY)	Graph	1	\$100,000
MANDARIN SEEDS LLC, 23 WARREN STREET, NEW YORK, NY (https://www.google.com/maps/place/23%20WARREN%20STREET,NEW%20YORK,NY)	Graph	1	\$52,000
MICRONET SOLUTIONS, LLC., TCS/MCKINSEY & COMPANY, NEW YORK, NY (https://www.google.com/maps/place/TCS/MCKINSEY%20%26%20COMPANY,NEW%20YORK,NY)	Graph	1	\$85,000
MOGIMO, INC., 250 GREENWICH STREET / 7 WORLD TRADE CENTER, NEW YORK CITY, NY (https://www.google.com/maps/place/250%20GREENWICH%20STREET%20/%207%20WORLD%20TRADE%20CENTER,NEW%20YORK%20%20CITY,NY)	Graph	1	\$85,000
MOODY'S ANALYTICS, INC., 7 WORLD TRADE CENTER, NEW YORK, NY (https://www.google.com/maps/place/7%20%20WORLD%20TRADE%20CENTER,NEW%20YORK,NY)	Graph	1	\$113,420
N B PLUMBING & HEATING INC, ONE PENN PLAZA, NEW YORK, NY (https://www.google.com/maps/place/ONE%20PENN%20PLAZA,NEW%20YORK,NY)	Graph	1	\$54,000
PANATEA LLC, 27 EAST 28TH STREET, NEW YORK, NY (https://www.google.com/maps/place/27%20%20EAST%2028TH%20STREET,NEW%20YORK,NY)	Graph	1	\$77,500
PERMASTEELISA NORTH AMERICA CORP, 250 GREENWICH STREET 32ND FLOOR, NEW YORK, NY (https://www.google.com/maps/place/250%20GREENWICH%20STREET%2032ND%20FLOOR,NEW%20YORK,NY)	Graph	1	\$100,000
PRAESCIENT ANALYTICS, LLC, 1 POLICE PLAZA PATH, NEW YORK, NY (https://www.google.com/maps/place/1%20POLICE%20PLAZA%20PATH,NEW%20YORK,NY)	Graph	1	\$120,000
SERVCORP US HOLDINGS INC., ONE WORLD TRADE CENTER, SUITE 8500, NEW YORK, NY (https://www.google.com/maps/place/ONE%20WORLD%20TRADE%20CENTER,%20%20SUITE%208500,NEW%20YORK,NY)	Graph	1	\$458,070
SIAL TECHNOLOGY PARTNERS LLC, 11 MADISON AVENUE, NEW YORK, NY (https://www.google.com/maps/place/11%20MADISON%20AVENUE,NEW%20YORK,NY)	Graph	1	\$71,000
SPOTIFY USA INC., 4 WORLD TRADE CENTER - 150 GREENWICH STREET, NEW YORK, NY (https://www.google.com/maps/place/4%20WORLD%20TRADE%20CENTER%20-%20150%20GREENWICH%20STREET,NEW%20YORK,NY)	Graph	1	\$90,000
SURGO GROUP LLC, 291 BROADWAY, 12TH FL, NEW YORK, NY (https://www.google.com/maps/place/291%20BROADWAY,%2012TH%20FL,NEW%20YORK,NY)	Graph	1	\$48,960
TATA CONSULTANCY SERVICES LIMITED, 285 FULTON STREET, NEW YORK, NY (https://www.google.com/maps/place/285%20FULTON%20STREET,NEW%20YORK,NY)	Graph	1	\$71,781
THE CHRISTIAN POST, 22 CORTLANDT STREET, 21 FLOOR, NEW YORK, NY (https://www.google.com/maps/place/22%20CORTLANDT%20STREET,%2021%20FLOOR,NEW%20YORK,NY)	Graph	1	\$50,000
VEDICSOFT SOLUTIONS LLC, BNY MELLON, NEW YORK, NY (https://www.google.com/maps/place/BNY%20MELLON,NEW%20YORK,NY)	Graph	1	\$60,320
VEDICSOFT SOLUTIONS LLC, HEALTHFIRST INC, NEW YORK, NY (https://www.google.com/maps/place/HEALTHFIRST%20INC,NEW%20YORK,NY)	Graph	1	\$92,768
WHITEBOARD VENTURES, INC., 31 WEST 34TH STREET, NEW YORK, NY (https://www.google.com/maps/place/31%20WEST%2034TH%20STREET,NEW%20YORK,NY)	Graph	1	\$95,000
CONFIMINDS LLC, 1 WTC, 285 FULTON ST, NEW YORK, NY (https://www.google.com/maps/place/1%20WTC,%20285%20FULTON%20ST,NEW%20YORK,NY)	Graph	2	\$87,010
DSYS, INC, HEALTH FIRST INC, NEW YORK, NY (https://www.google.com/maps/place/HEALTH%20FIRST%20INC,NEW%20YORK,NY)	Graph	2	\$76,346
GARTNER INC., GARTNER, INC., NEW YORK, NY (https://www.google.com/maps/place/GARTNER,%20INC.,NEW%20YORK,NY)	Graph	2	\$206,020
PERMASTEELISA NORTH AMERICA CORP, 7 WORLD TRADE CENTER, 250, NEW YORK, NY (https://www.google.com/maps/place/7%20WORLD%20TRADE%20CENTER,%20250,NEW%20YORK,NY)	Graph	2	\$61,585
TATA CONSULTANCY SERVICES LIMITED, 1 WORLD TRADE CENTER, 285 FULTON STREET, NEW YORK, NY (https://www.google.com/maps/place/1%20WORLD%20TRADE%20CENTER,%20285%20FULTON%20STREET,NEW%20YORK,NY)	Graph	2	\$70,741
TATA CONSULTANCY SERVICES LIMITED, 1 WTC, 285 FULTON STREET, NEW YORK, NY (https://www.google.com/maps/place/1%20WTC,%20285%20FULTON%20STREET,NEW%20YORK,NY)	Graph	2	\$78,390
TATA CONSULTANCY SERVICES LIMITED, ONE WORLD TRADE CENTER, NEW YORK, NY (https://www.google.com/maps/place/ONE%20WORLD%20TRADE%20CENTER,NEW%20YORK,NY)	Graph	2	\$71,781
VIRTUSA CORPORATION, 14 WALL STREET, NEW YORK, NY (https://www.google.com/maps/place/14%20WALL%20STREET,NEW%20YORK,NY)	Graph	2	\$134,090
VISION MANAGEMENT COMPANY, INC., 7 WORLD TRADE CENTER 250 GREENWICH STREET, NEW YORK, NY (https://www.google.com/maps/place/7%20WORLD%20TRADE%20CENTER%20250%20GREENWICH%20STREET,NEW%20YORK,NY)	Graph	2	\$152,500
ZENSAR TECHNOLOGIES INC., 7 WORLD TRADE CENTER, 250 GREENWICH ST., NEW YORK, NY (https://www.google.com/maps/place/7%20WORLD%20TRADE%20CENTER,%20250%20GREENWICH%20ST.,NEW%20YORK,NY)	Graph	2	\$71,781
COMTEK GLOBAL, INC., 1 POLICE PLAZA, NEW YORK, NY (https://www.google.com/maps/place/1%20POLICE%20PLAZA,NEW%20YORK,NY)	Graph	3	\$79,200

Employer Name/Worksite Address	Graph	Count	Mea Wag
MARLABS, INC., 7 WORLD TRADE CENTER, 250 GREENWICH STREET, NEW YORK, NY (https://www.google.com/maps/place/7%20WORLD%20TRADE%20CENTER,%20250%20GREENWICH%20STREET,NEW%20YORK,NY)	Graph	3	\$73,120
MEDALLIA, INC., 183 MADISON AVENUE, NEW YORK, NY (https://www.google.com/maps/place/183%20MADISON%20AVENUE,NEW%20YORK,NY)	Graph	3	\$96,739
TATA CONSULTANCY SERVICES LIMITED, 1 WORLD TRADE CENTER, NEW YORK, NY (https://www.google.com/maps/place/1%20WORLD%20TRADE%20CENTER,NEW%20YORK,NY)	Graph	3	\$77,979
SWANKTEK INC, CONDE NAST, NEW YORK, NY (https://www.google.com/maps/place/CONDE%20NAST,NEW%20YORK,NY)	Graph	4	\$77,809
SYNTEL CONSULTING INC., 7 WTC, NEW YORK, NY (https://www.google.com/maps/place/7%20WTC,NEW%20YORK,NY)	Graph	4	\$87,906
SYNTEL CONSULTING INC., 7 WTC 250 GREENWICH STREET, NEW YORK, NY (https://www.google.com/maps/place/7%20WTC%20250%20GREENWICH%20STREET,NEW%20YORK,NY)	Graph	5	\$100,481
MEDIAMATH, INC., 4 WORLD TRADE CENTER, 150 GREENWICH STREET, NEW YORK, NY (https://www.google.com/maps/place/4%20WORLD%20TRADE%20CENTER,%20150%20GREENWICH%20STREET,NEW%20YORK,NY)	Graph	6	\$67,000
GLOBAL ATLANTIC FINANCIAL COMPANY, 7 WORLD TRADE CENTER, 47TH FLOOR, NEW YORK, NY (https://www.google.com/maps/place/7%20WORLD%20TRADE%20CENTER,%2047TH%20FLOOR,NEW%20YORK,NY)	Graph	8	\$150,000
MOODY'S SHARED SERVICES, INC., 7 WORLD TRADE CENTER AT 250 GREENWICH STREET, NEW YORK, NY (https://www.google.com/maps/place/7%20WORLD%20TRADE%20CENTER%20AT%20250%20GREENWICH%20STREET,NEW%20YORK,NY)	Graph	10	\$121,831
SYNTAX, LLC, 4 WORLD TRADE CENTER, NEW YORK, NY (https://www.google.com/maps/place/4%20WORLD%20TRADE%20CENTER,NEW%20YORK,NY)	Graph	13	\$113,651
FUJITSU AMERICA, INC., 250 GREENWICH STREET, NEW YORK, NY (https://www.google.com/maps/place/250%20GREENWICH%20STREET,NEW%20YORK,NY)	Graph	15	\$100,151
TATA CONSULTANCY SERVICES LIMITED, 1 WORLD TRADE CENTER,, NEW YORK, NY (https://www.google.com/maps/place/1%20WORLD%20TRADE%20CENTER,,NEW%20YORK,NY)	Graph	30	\$71,781
FUJITSU AMERICA, INC., 7 WORLD TRADE CENTER, NEW YORK, NY (https://www.google.com/maps/place/7%20WORLD%20TRADE%20CENTER,NEW%20YORK,NY)	Graph	291	\$93,383
Totals	Graph	452	\$94,166

Latitude: 40.713863 Longitude: -73.998762

Employer Name/Employer Address	Graph	Count	Mean Wage	Median Wage	Lowest Wage	Highest Wage
7 DAYS NYC INC, 9 MOTT STREET, SUITE 502, NEW YORK, NY (https://www.google.com/maps/place/9%20MOTT%20STREET,%20SUITE%20502,NEW%20YORK,NY)	Graph	1	\$47,840.00	\$47,840.00	\$47,840.00	\$47,840.00
AIHONG LAW, 9 MOTT ST STE 600, NEW YORK, NY (https://www.google.com/maps/place/9%20MOTT%20ST%20STE%20600,NEW%20YORK,NY)	Graph	1	\$39,353.60	\$39,353.60	\$39,353.60	\$39,353.60
Totals	Graph	2	\$43,596.80	\$39,353.60	\$39,353.60	\$47,840.00

Employer Name/Worksite Address	Graph	Count	Mean Wage	Median Wage	Lowest Wage	Highest Wage
7 DAYS NYC INC, 9 MOTT STREET SUITE 502, NEW YORK, NY (https://www.google.com/maps/place/9%20MOTT%20STREET%20SUITE%20502,NEW%20YORK,NY)	Graph	1	\$47,840.00	\$47,840.00	\$47,840.00	\$47,840.00
AIHONG LAW, 9 MOTT STREET, SUITE 600, NEW YORK, NY (https://www.google.com/maps/place/9%20MOTT%20STREET,%20SUITE%20600,NEW%20YORK,NY)	Graph	1	\$39,353.60	\$39,353.60	\$39,353.60	\$39,353.60
NEW YORK ASIAN WOMEN'S CENTER, 9 MOTT STREET, NEW YORK, NY (https://www.google.com/maps/place/9%20MOTT%20STREET,NEW%20YORK,NY)	Graph	8	\$39,010.50	\$38,147.00	\$38,147.00	\$40,000.00
Totals	Graph	10	\$39,927.76	\$39,353.60	\$38,147.00	\$47,840.00

Latitude: 40.713884 Longitude: -73.9931

Employer Name/Employer Address	Graph	Count	Mean Wage	Median Wage	Lowest Wage	Highest Wage
TAOS GLOBAL GROUP OF NEW YORK, INC, 98 E. BROADWAY, SUITE 301, NEW YORK, NY (https://www.google.com/maps/place/98%20E.%20BROADWAY,%20SUITE%20301,NEW%20YORK,NY)	Graph	1	\$68,557.00	\$68,557.00	\$68,557.00	\$68,557.00
ZOE LIU MEDICAL OFFICE P.C., 98 EAST BROADWAY, NEW YORK, NY (https://www.google.com/maps/place/98%20EAST%20BROADWAY,NEW%20YORK,NY)	Graph	1	\$95,000.00	\$95,000.00	\$95,000.00	\$95,000.00
Totals	Graph	2	\$81,778.50	\$68,557.00	\$68,557.00	\$95,000.00

Employer Name/Worksite Address	Graph	Count	Mean Wage	Median Wage	Lowest Wage	Highest Wage
TAOS GLOBAL GROUP OF NEW YORK, INC., 98 E. BROADWAY, SUITE 301, NEW YORK, NY (https://www.google.com/maps/place/98%20E.%20BROADWAY,%20SUITE%20301,NEW%20YORK,NY)	Graph	1	\$68,557.00	\$68,557.00	\$68,557.00	\$68,557.00
ZOE LIU MEDICAL OFFICE P.C., 98 EAST BROADWAY, NEW YORK, NY (https://www.google.com/maps/place/98%20EAST%20BROADWAY,NEW%20YORK,NY)	Graph	1	\$95,000.00	\$95,000.00	\$95,000.00	\$95,000.00
Totals	Graph	2	\$81,778.50	\$68,557.00	\$68,557.00	\$95,000.00

Latitude: 40.713889 Longitude: -73.991329

Employer Name/Employer Address	Graph	Count	Mean Wage	Median Wage	Lowest Wage	Highest Wage
CHINATOWN SUPERMARKET OF MANHATTAN, INC., 109 EAST BROADWAY, NEW YORK, NY (https://www.google.com/maps/place/109%20EAST%20BROADWAY,NEW%20YORK,NY)	Graph	1	\$56,160.00	\$56,160.00	\$56,160.00	\$56,160.00
Totals	Graph	1	\$56,160.00	\$56,160.00	\$56,160.00	\$56,160.00

Employer Name/Worksite Address	Graph	Count	Mean Wage	Median Wage	Lowest Wage	Highest Wage
CHINATOWN SUPERMARKET OF MANHATTAN, INC., 109 EAST BROADWAY, NEW YORK, NY (https://www.google.com/maps/place/109%20EAST%20BROADWAY,NEW%20YORK,NY)	Graph	1	\$56,160.00	\$56,160.00	\$56,160.00	\$56,160.00
Totals	Graph	1	\$56,160.00	\$56,160.00	\$56,160.00	\$56,160.00

Latitude: 40.713889 Longitude: -73.92603

Employer Name/Employer Address	Graph	Count	Mean Wage	Median Wage	Lowest Wage	Highest Wage
H&C FOOD INC, 1300 METROPOLITAN AVENUE, BROOKLYN, NY (https://www.google.com/maps/place/1300%20METROPOLITAN%20AVENUE,BROOKLYN,NY)	Graph	1	\$62,400.00	\$62,400.00	\$62,400.00	\$62,400.00
H & C FOOD, INC., 1300 METROPOLITAN AVE, BROOKLYN, NY (https://www.google.com/maps/place/1300%20METROPOLITAN%20AVE,BROOKLYN,NY)	Graph	4	\$56,472.00	\$55,764.80	\$55,764.80	\$58,198.40
Totals	Graph	5	\$57,657.60	\$56,160.00	\$55,764.80	\$62,400.00

Employer Name/Worksite Address	Graph	Count	Mean Wage	Median Wage	Lowest Wage	Highest Wage
H & C FOOD, INC., 1300 METROPOLITAN AVENUE, BROOKLYN, NY (https://www.google.com/maps/place/1300%20METROPOLITAN%20AVENUE,BROOKLYN,NY)	Graph	5	\$57,657.60	\$56,160.00	\$55,764.80	\$62,400.00
Totals	Graph	5	\$57,657.60	\$56,160.00	\$55,764.80	\$62,400.00

Latitude: 40.713926 Longitude: -74.013446

Employer Name/Employer Address	Graph	Count	Mean Wage	Median Wage	Lowest Wage	Highest Wage
BUCKSENSE, INC., 140 WEST STREET, NEW YORK, NY (https://www.google.com/maps/place/140%20WEST%20STREET,NEW%20YORK,NY)	Graph	1	\$66,685.00	\$66,685.00	\$66,685.00	\$66,685.00
ACOTEL INTERACTIVE, INC., 140 WEST STREET, NEW YORK, NY (https://www.google.com/maps/place/140%20WEST%20STREET,NEW%20YORK,NY)	Graph	2	\$82,500.00	\$75,000.00	\$75,000.00	\$90,000.00
Totals	Graph	3	\$77,228.33	\$75,000.00	\$66,685.00	\$90,000.00

Employer Name/Worksite Address	Graph	Count	Mean Wage	Median Wage	Lowest Wage	Highest Wage
VERIZON CORPORATE RESOURCES GROUP LLC, 140 WEST ST., NEW YORK, NY (https://www.google.com/maps/place/140%20WEST%20ST.,NEW%20YORK,NY)	Graph	1	\$80,000.00	\$80,000.00	\$80,000.00	\$80,000.00
ACOTEL INTERACTIVE, INC., 140 WEST STREET, NEW YORK, NY (https://www.google.com/maps/place/140%20WEST%20STREET,NEW%20YORK,NY)	Graph	5	\$92,137.00	\$90,000.00	\$66,685.00	\$120,000.00
Totals	Graph	6	\$90,114.17	\$80,000.00	\$66,685.00	\$120,000.00

Latitude: 40.713948 Longitude: -74.004151

Employer Name/Worksite Address	Graph	Count	Mean Wage	Median Wage	Lowest Wage	Highest Wage
NAGARRO INC., 22 READE STREET, NEW YORK, NY (https://www.google.com/maps/place/22%20READE%20STREET,NEW%20YORK,NY)	Graph	1	\$83,000.00	\$83,000.00	\$83,000.00	\$83,000.00
VAKTECH CORPORATION, LLC, 22 READE ST, NEW YORK, NY (https://www.google.com/maps/place/22%20READE%20ST,NEW%20YORK,NY)	Graph	2	\$92,768.00	\$92,768.00	\$92,768.00	\$92,768.00
Totals	Graph	3	\$89,512.00	\$92,768.00	\$83,000.00	\$92,768.00

Latitude: 40.713964 Longitude: -73.958007

Employer Name/Worksite Address	Graph	Count	Mean Wage	Median Wage	Lowest Wage	Highest Wage
FUZZ PRODUCTIONS LLC, 158 ROEBLING STREET, BROOKLYN, NY (https://www.google.com/maps/place/158%20ROEBLING%20STREET,BROOKLYN,NY)	Graph	4	\$82,500.00	\$80,000.00	\$80,000.00	\$85,000.00
Totals	Graph	4	\$82,500.00	\$80,000.00	\$80,000.00	\$85,000.00

Latitude: 40.714 Longitude: -73.95092

Employer Name/Employer Address	Graph	Count	Mean Wage	Median Wage	Lowest Wage	Highest Wage
XU BING STUDIO, INC., 540 METROPOLITAN AVE, BROOKLYN, NY (https://www.google.com/maps/place/540%20METROPOLITAN%20AVE,BROOKLYN,NY)	Graph	1	\$38,480.00	\$38,480.00	\$38,480.00	\$38,480.00
Totals	Graph	1	\$38,480.00	\$38,480.00	\$38,480.00	\$38,480.00

Employer Name/Worksite Address	Graph	Count	Mean Wage	Median Wage	Lowest Wage	Highest Wage
XU BING STUDIO, INC., 540 METROPOLITAN AVE, BROOKLYN, NY (https://www.google.com/maps/place/540%20METROPOLITAN%20AVE,BROOKLYN,NY)	Graph	1	\$38,480.00	\$38,480.00	\$38,480.00	\$38,480.00
Totals	Graph	1	\$38,480.00	\$38,480.00	\$38,480.00	\$38,480.00

Latitude: 40.714003 Longitude: -73.927555

Employer Name/Employer Address	Graph	Count	Mean Wage	Median Wage	Lowest Wage	Highest Wage
SIGN MASTER USA INC., 1250 METROPOLITAN AVENUE, BROOKLYN, NY (https://www.google.com/maps/place/1250%20METROPOLITAN%20AVENUE,BROOKLYN,NY)	Graph	1	\$65,748.80	\$65,748.80	\$65,748.80	\$65,748.80
Totals	Graph	1	\$65,748.80	\$65,748.80	\$65,748.80	\$65,748.80

Employer Name/Worksite Address	Graph	Count	Mean Wage	Median Wage	Lowest Wage	Highest Wage
SIGN MASTER USA INC., 1250 METROPOLITAN AVENUE, BROOKLYN, NY (https://www.google.com/maps/place/1250%20METROPOLITAN%20AVENUE,BROOKLYN,NY)	Graph	1	\$65,748.80	\$65,748.80	\$65,748.80	\$65,748.80
Totals	Graph	1	\$65,748.80	\$65,748.80	\$65,748.80	\$65,748.80

Latitude: 40.714005 Longitude: -73.991516

Employer Name/Employer Address	Graph	Count	Mean Wage	Median Wage	Lowest Wage	Highest Wage
GIN LANE MEDIA INC., 138 E. BROADWAY, NEW YORK, NY (https://www.google.com/maps/place/138%20E.%20BROADWAY,NEW%20YORK,NY)	Graph	1	\$110,000.00	\$110,000.00	\$110,000.00	\$110,000.00
Totals	Graph	1	\$110,000.00	\$110,000.00	\$110,000.00	\$110,000.00

Employer Name/Worksite Address	Graph	Count	Mean Wage	Median Wage	Lowest Wage	Highest Wage
GIN LANE MEDIA INC., 138 E. BROADWAY, NEW YORK, NY (https://www.google.com/maps/place/138%20E.%20BROADWAY,NEW%20YORK,NY)	Graph	1	\$110,000.00	\$110,000.00	\$110,000.00	\$110,000.00
Totals	Graph	1	\$110,000.00	\$110,000.00	\$110,000.00	\$110,000.00

Latitude: 40.714006 Longitude: -74.013926

Employer Name/Employer Address	Graph	Count	Mean Wage	Median Wage	Lowest Wage	Highest Wage
GOLDMAN, SACHS & CO., 200 WEST STREET, NEW YORK, NY (https://www.google.com/maps/place/200%20WEST%20STREET,NEW%20YORK,NY)	Graph	4	\$127,125.00	\$97,500.00	\$90,000.00	\$196,000.00
Totals	Graph	4	\$127,125.00	\$97,500.00	\$90,000.00	\$196,000.00

Employer Name/Worksite Address	Graph	Count	Mean Wage	Median Wage	Lowest Wage	Highest Wage
XORIAN CORPORATION, 200 WEST ST., NEW YORK, NY (https://www.google.com/maps/place/200%20WEST%20ST.,NEW%20YORK,NY)	Graph	2	\$162,500.00	\$95,000.00	\$95,000.00	\$230,000.00
GOLDMAN, SACHS & CO., 200 WEST STREET, NEW YORK, NY (https://www.google.com/maps/place/200%20WEST%20STREET,NEW%20YORK,NY)	Graph	3	\$120,666.67	\$130,000.00	\$78,000.00	\$154,000.00
CAPGEMINI AMERICA INC, 200 WEST ST, NEW YORK, NY (https://www.google.com/maps/place/200%20WEST%20ST,NEW%20YORK,NY)	Graph	17	\$92,675.76	\$90,813.00	\$65,000.00	\$137,696.00
GOLDMAN, SACHS & CO., 200 WEST STREET, NEW YORK, NY (https://www.google.com/maps/place/200%20WEST%20STREET,NEW%20YORK,NY)	Graph	1159	\$108,747.06	\$90,700.00	\$55,000.00	\$400,000.00
Totals	Graph	1181	\$108,637.03	\$90,813.00	\$55,000.00	\$400,000.00

Latitude: 40.714008 Longitude: -73.929757

Employer Name/Employer Address	Graph	Count	Mean Wage	Median Wage	Lowest Wage	Highest Wage
COUNTRYWIDE STONE & MARBLE, INC., 222 VARICK AVENUE, BROOKLYN, NY (https://www.google.com/maps/place/222%20VARICK%20AVENUE,BROOKLYN,NY)	Graph	1	\$65,000.00	\$65,000.00	\$65,000.00	\$65,000.00
Totals	Graph	1	\$65,000.00	\$65,000.00	\$65,000.00	\$65,000.00

Employer Name/Worksite Address	Graph	Count	Mean Wage	Median Wage	Lowest Wage	Highest Wage
COUNTRYWIDE STONE & MARBLE, INC., 222 VARICK AVENUE, BROOKLYN, NY (https://www.google.com/maps/place/222%20VARICK%20AVENUE,BROOKLYN,NY)	Graph	1	\$65,000.00	\$65,000.00	\$65,000.00	\$65,000.00
Totals	Graph	1	\$65,000.00	\$65,000.00	\$65,000.00	\$65,000.00

Latitude: 40.714019 Longitude: -73.997001

Employer Name/Employer Address	Graph	Count	Mean Wage	Median Wage	Lowest Wage	Highest Wage
LE PETIT LEGION LTD, 13 DIVISION STREET, NEW YORK, NY (https://www.google.com/maps/place/13%20DIVISION%20STREET,NEW%20YORK,NY)	Graph	1	\$82,000.00	\$82,000.00	\$82,000.00	\$82,000.00
Totals	Graph	1	\$82,000.00	\$82,000.00	\$82,000.00	\$82,000.00

Employer Name/Worksite Address	Graph	Count	Mean Wage	Median Wage	Lowest Wage	Highest Wage
LE PETIT LEGION LTD, 13 DIVISION STREET, NEW YORK, NY (https://www.google.com/maps/place/13%20DIVISION%20STREET,NEW%20YORK,NY)	Graph	1	\$82,000.00	\$82,000.00	\$82,000.00	\$82,000.00
Totals	Graph	1	\$82,000.00	\$82,000.00	\$82,000.00	\$82,000.00

Latitude: 40.714055 Longitude: -73.98946

Employer Name/Employer Address	Graph	Count	Mean Wage	Median Wage	Lowest Wage	Highest Wage
THE EDUCATIONAL ALLIANCE, 197 EAST BROADWAY, NEW YORK, NY (https://www.google.com/maps/place/197%20EAST%20BROADWAY,NEW%20YORK,NY)	Graph	1	\$56,000.00	\$56,000.00	\$56,000.00	\$56,000.00
Totals	Graph	1	\$56,000.00	\$56,000.00	\$56,000.00	\$56,000.00

Employer Name/Worksite Address	Graph	Count	Mean Wage	Median Wage	Lowest Wage	Highest Wage
THE EDUCATIONAL ALLIANCE, 197 EAST BROADWAY, NEW YORK, NY (https://www.google.com/maps/place/197%20EAST%20BROADWAY,NEW%20YORK,NY)	Graph	1	\$56,000.00	\$56,000.00	\$56,000.00	\$56,000.00
Totals	Graph	1	\$56,000.00	\$56,000.00	\$56,000.00	\$56,000.00

Latitude: 40.714061 Longitude: -73.997696

Employer Name/Employer Address	Graph	Count	Mean Wage	Median Wage	Lowest Wage	Highest Wage
8 TUXEDOS INC., 5 DOYERS ST, NEW YORK, NY (https://www.google.com/maps/place/5%20DOYERS%20ST,NEW%20YORK,NY)	Graph	1	\$75,000.00	\$75,000.00	\$75,000.00	\$75,000.00
8 TUXEDOS INC., 5 DOYERS STREET, NEW YORK, NY (https://www.google.com/maps/place/5%20DOYERS%20STREET,NEW%20YORK,NY)	Graph	2	\$48,400.00	\$46,800.00	\$46,800.00	\$50,000.00
Totals	Graph	3	\$57,266.67	\$50,000.00	\$46,800.00	\$75,000.00

Employer Name/Worksite Address	Graph	Count	Mean Wage	Median Wage	Lowest Wage	Highest Wage
8 TUXEDOS INC., 5 DOYERS ST, NEW YORK, NY (https://www.google.com/maps/place/5%20DOYERS%20ST,NEW%20YORK,NY)	Graph	1	\$75,000.00	\$75,000.00	\$75,000.00	\$75,000.00
8 TUXEDOS INC., 5 DOYERS STREET, NEW YORK, NY (https://www.google.com/maps/place/5%20DOYERS%20STREET,NEW%20YORK,NY)	Graph	2	\$48,400.00	\$46,800.00	\$46,800.00	\$50,000.00
Totals	Graph	3	\$57,266.67	\$50,000.00	\$46,800.00	\$75,000.00

Latitude: 40.714071 Longitude: -74.012459

Employer Name/Worksite Address	Graph	Count	Mean Wage	Median Wage	Lowest Wage	Highest Wage
SPARTAN SOLUTIONS INC, 101 BARCLAYS STREET, NEW YORK, NY (https://www.google.com/maps/place/101%20BARCLAYS%20STREET,NEW%20YORK,NY)	Graph	1	\$96,000.00	\$96,000.00	\$96,000.00	\$96,000.00
CEM TECHNOLOGY, INC., 101 BARCLAY ST., NEW YORK, NY (https://www.google.com/maps/place/101%20BARCLAY%20ST.,NEW%20YORK,NY)	Graph	4	\$75,187.50	\$65,000.00	\$64,850.00	\$86,700.00
WIPRO LIMITED, 101 BARCLAY ST, NEW YORK, NY (https://www.google.com/maps/place/101%20BARCLAY%20ST,NEW%20YORK,NY)	Graph	4	\$75,890.50	\$71,781.00	\$65,000.00	\$95,000.00
THE BANK OF NEW YORK MELLON, 101 BARCLAY STREET, NEW YORK, NY (https://www.google.com/maps/place/101%20BARCLAY%20STREET,NEW%20YORK,NY)	Graph	180	\$91,615.76	\$84,198.00	\$58,198.00	\$189,000.00
Totals	Graph	189	\$90,958.46	\$84,198.00	\$58,198.00	\$189,000.00

Latitude: 40.714076 Longitude: -73.995918

Employer Name/Employer Address	Graph	Count	Mean Wage	Median Wage	Lowest Wage	Highest Wage
JIMMY YEE, CPA, 39 DIVISION ST, NEW YORK, NY (https://www.google.com/maps/place/39%20DIVISION%20ST,NEW%20YORK,NY)	Graph	1	\$56,160.00	\$56,160.00	\$56,160.00	\$56,160.00
KK TAX AND ACCOUNTING INC., 39 DIVISION STREET, ROOM 2B, NEW YORK, NY (https://www.google.com/maps/place/39%20DIVISION%20STREET,%20ROOM%202B,NEW%20YORK,NY)	Graph	2	\$56,160.00	\$56,160.00	\$56,160.00	\$56,160.00
Totals	Graph	3	\$56,160.00	\$56,160.00	\$56,160.00	\$56,160.00

Employer Name/Worksite Address	Graph	Count	Mean Wage	Median Wage	Lowest Wage	Highest Wage
JIMMY YEE, CPA, 39 DIVISION ST, NEW YORK, NY (https://www.google.com/maps/place/39%20DIVISION%20ST,NEW%20YORK,NY)	Graph	1	\$56,160.00	\$56,160.00	\$56,160.00	\$56,160.00
KK TAX AND ACCOUNTING INC., 39 DIVISION STREET, ROOM 2B, NEW YORK, NY (https://www.google.com/maps/place/39%20DIVISION%20STREET,%20ROOM%202B,NEW%20YORK,NY)	Graph	2	\$56,160.00	\$56,160.00	\$56,160.00	\$56,160.00
Totals	Graph	3	\$56,160.00	\$56,160.00	\$56,160.00	\$56,160.00

Latitude: 40.714084 Longitude: -74.016841

Employer Name/Worksite Address	Graph	Count	Mean Wage	Median Wage	Lowest Wage	Highest Wage
BAHA INDUSTRIES CORP., 300 VESSEY STREET, NEW YORK, NY (https://www.google.com/maps/place/300%20VESSEY%20STREET,NEW%20YORK,NY)	Graph	1	\$130,000.00	\$130,000.00	\$130,000.00	\$130,000.00
Totals	Graph	1	\$130,000.00	\$130,000.00	\$130,000.00	\$130,000.00

Latitude: 40.714152 Longitude: -73.98536

Employer Name/Worksite Address	Graph	Count	Mean Wage	Median Wage	Lowest Wage	Highest Wage
HENRY STREET SETTLEMENT, 40 MONTGOMERY STREET, NEW YORK, NY (https://www.google.com/maps/place/40%20MONTGOMERY%20STREET,NEW%20YORK,NY)	Graph	1	\$45,000.00	\$45,000.00	\$45,000.00	\$45,000.00
Totals	Graph	1	\$45,000.00	\$45,000.00	\$45,000.00	\$45,000.00

Latitude: 40.714155 Longitude: -74.009785

Employer Name/Worksite Address	Graph	Count	Mean Wage	Median Wage	Lowest Wage	Highest Wage
EQUINOX, 54 MURRAY STREET, NEW YORK CITY, NY (https://www.google.com/maps/place/54%20MURRAY%20STREET,NEW%20YORK%20CITY,NY)	Graph	1	\$54,080.00	\$54,080.00	\$54,080.00	\$54,080.00
Totals	Graph	1	\$54,080.00	\$54,080.00	\$54,080.00	\$54,080.00

Latitude: 40.714201 Longitude: -74.006196

Employer Name/Worksite Address	Graph	Count	Mean Wage	Median Wage	Lowest Wage	Highest Wage
CITY GURUS INC, 250 BROADWAY AVENUE, NEW YORK, NY (https://www.google.com/maps/place/250%20BROADWAY%20AVENUE,NEW%20YORK,NY)	Graph	1	\$57,000.00	\$57,000.00	\$57,000.00	\$57,000.00
3K TECHNOLOGIES, LLC, 250 BROADWAY, NEW YORK, NY (https://www.google.com/maps/place/250%20BROADWAY,NEW%20YORK,NY)	Graph	17	\$83,033.71	\$80,000.00	\$54,080.00	\$150,000.00
Totals	Graph	18	\$81,587.39	\$75,795.00	\$54,080.00	\$150,000.00

Latitude: 40.714223 Longitude: -74.009615

Employer Name/Worksite Address	Graph	Count	Mean Wage	Median Wage	Lowest Wage	Highest Wage
CUMMINS & PARTNERS LLC, 53 MURRAY STREET, NEW YORK, NY (https://www.google.com/maps/place/53%20MURRAY%20STREET,NEW%20YORK,NY)	Graph	1	\$110,000.00	\$110,000.00	\$110,000.00	\$110,000.00
Totals	Graph	1	\$110,000.00	\$110,000.00	\$110,000.00	\$110,000.00

Latitude: 40.714252 Longitude: -73.800942

Employer Name/Worksite Address	Graph	Count	Mean Wage	Median Wage	Lowest Wage	Highest Wage
--------------------------------	-------	-------	-----------	-------------	-------------	--------------

Employer Name/Worksite Address	Graph	Count	Mean Wage	Median Wage	Lowest Wage	Highest Wage
RN EXPRESS STAFFING REGISTRY, LLC, 164-11 CHAPIN PARKWAY, JAMAICA, NY (https://www.google.com/maps/place/164-11%20CHAPIN%20PARKWAY,JAMAICA,NY)	Graph	1	\$62,400.00	\$62,400.00	\$62,400.00	\$62,400.00
GRANDISON MANAGEMENT, INC., 164-11 CHAPIN PARKWAY, JAMAICA HILLS, NY (https://www.google.com/maps/place/164-11%20CHAPIN%20PARKWAY,JAMAICA%20HILLS,NY)	Graph	10	\$65,748.80	\$65,748.80	\$65,748.80	\$65,748.80
Totals	Graph	11	\$65,444.36	\$65,748.80	\$62,400.00	\$65,748.80

Latitude: 40.714285 Longitude: -74.006298

Employer Name/Employer Address	Graph	Count	Mean Wage	Median Wage	Lowest Wage	Highest Wage
LESLIE GILL ARCHITECT, 277 BROADWAY, NEW YORK, NY (https://www.google.com/maps/place/277%20BROADWAY,NEW%20YORK,NY)	Graph	1	\$52,000.00	\$52,000.00	\$52,000.00	\$52,000.00
WAYNE TURETT ARCHITECTS, PC, 277 BROADWAY, SUITE 1300, NEW YORK, NY (https://www.google.com/maps/place/277%20BROADWAY,%20SUITE%201300,NEW%20YORK,NY)	Graph	1	\$57,096.00	\$57,096.00	\$57,096.00	\$57,096.00
Totals	Graph	2	\$54,548.00	\$52,000.00	\$52,000.00	\$57,096.00

Employer Name/Worksite Address	Graph	Count	Mean Wage	Median Wage	Lowest Wage	Highest Wage
LESLIE GILL ARCHITECT, 277 BROADWAY, NEW YORK, NY (https://www.google.com/maps/place/277%20BROADWAY,NEW%20YORK,NY)	Graph	1	\$52,000.00	\$52,000.00	\$52,000.00	\$52,000.00
WAYNE TURETT ARCHITECTS, PC, 277 BROADWAY, SUITE 1300, NEW YORK, NY (https://www.google.com/maps/place/277%20BROADWAY,%20SUITE%201300,NEW%20YORK,NY)	Graph	1	\$57,096.00	\$57,096.00	\$57,096.00	\$57,096.00
Totals	Graph	2	\$54,548.00	\$52,000.00	\$52,000.00	\$57,096.00

Latitude: 40.714317 Longitude: -73.745301

Employer Name/Employer Address	Graph	Count	Mean Wage	Median Wage	Lowest Wage	Highest Wage
EARTH CONSTRUCTION CORP., 213-08 99TH AVE., QUEENS VILLAGE, NY (https://www.google.com/maps/place/213-08%2099TH%20AVE.,QUEENS%20VILLAGE,NY)	Graph	2	\$156,000.00	\$156,000.00	\$156,000.00	\$156,000.00
Totals	Graph	2	\$156,000.00	\$156,000.00	\$156,000.00	\$156,000.00

Employer Name/Worksite Address	Graph	Count	Mean Wage	Median Wage	Lowest Wage	Highest Wage
EARTH CONSTRUCTION CORP., 213-08 99TH AVE., QUEENS VILLAGE, NY (https://www.google.com/maps/place/213-08%2099TH%20AVE.,QUEENS%20VILLAGE,NY)	Graph	2	\$156,000.00	\$156,000.00	\$156,000.00	\$156,000.00
Totals	Graph	2	\$156,000.00	\$156,000.00	\$156,000.00	\$156,000.00

Latitude: 40.71438 Longitude: -73.957561

Employer Name/Employer Address	Graph	Count	Mean Wage	Median Wage	Lowest Wage	Highest Wage
ASH NYC INC, 143 ROEBLING STREET, 2ND FLOOR, BROOKLYN, NY (https://www.google.com/maps/place/143%20ROEBLING%20STREET,%202ND%20FLOOR,BROOKLYN,NY)	Graph	1	\$46,000.00	\$46,000.00	\$46,000.00	\$46,000.00
ASH NYC INC, 143 ROEBLING STREET, BROOKLYN, NY (https://www.google.com/maps/place/143%20ROEBLING%20STREET,BROOKLYN,NY)	Graph	1	\$42,500.00	\$42,500.00	\$42,500.00	\$42,500.00
ASH NYC INC., 143 ROEBLING STREET, BROOKLYN, NY (https://www.google.com/maps/place/143%20ROEBLING%20STREET,BROOKLYN,NY)	Graph	1	\$60,000.00	\$60,000.00	\$60,000.00	\$60,000.00
MLLNNL LLC, 143 ROEBLING STREET, BROOKLYN, NY (https://www.google.com/maps/place/143%20ROEBLING%20STREET,BROOKLYN,NY)	Graph	1	\$46,675.00	\$46,675.00	\$46,675.00	\$46,675.00
Totals	Graph	4	\$48,793.75	\$46,000.00	\$42,500.00	\$60,000.00

Employer Name/Worksite Address	Graph	Count	Mean Wage	Median Wage	Lowest Wage	Highest Wage
ASH NYC INC., 143 ROEBLING STREET, BROOKLYN, NY (https://www.google.com/maps/place/143%20ROEBLING%20STREET,BROOKLYN,NY)	Graph	3	\$49,500.00	\$46,000.00	\$42,500.00	\$60,000.00
Totals	Graph	3	\$49,500.00	\$46,000.00	\$42,500.00	\$60,000.00

Latitude: 40.714417 Longitude: -74.006018

Employer Name/Worksite Address	Graph	Count	Mean Wage	Median Wage	Lowest Wage	Highest Wage
TECHNOSOFT CORPORATION, 280 BROADWAY, NEW YORK CITY, NY (https://www.google.com/maps/place/280%20BROADWAY,NEW%20YORK%20CITY,NY)	Graph	1	\$91,000.00	\$91,000.00	\$91,000.00	\$91,000.00
MASTECH DIGITAL TECHNOLOGIES, INC., A MASTECH DIGITAL, INC. COMPANY, 280 BROADWAY, NYC, NY (https://www.google.com/maps/place/280%20BROADWAY,NYC,NY)	Graph	6	\$111,405.00	\$111,405.00	\$111,405.00	\$111,405.00
GCOM SOFTWARE, INC., 280 BROADWAY, NEW YORK, NY (https://www.google.com/maps/place/280%20BROADWAY,NEW%20YORK,NY)	Graph	14	\$78,600.64	\$75,000.00	\$64,813.00	\$101,504.00
Totals	Graph	21	\$88,563.76	\$90,000.00	\$64,813.00	\$111,405.00

Latitude: 40.714425 Longitude: -73.936134

Employer Name/Employer Address	Graph	Count	Mean Wage	Median Wage	Lowest Wage	Highest Wage
INTERNATIONAL STUDIO & CURATORIAL PROGRAM INC., 1040 METROPOLITAN AVE, BROOKLYN, NY (https://www.google.com/maps/place/1040%20METROPOLITAN%20AVE,BROOKLYN,NY)	Graph	1	\$37,877.00	\$37,877.00	\$37,877.00	\$37,877.00
Totals	Graph	1	\$37,877.00	\$37,877.00	\$37,877.00	\$37,877.00

Employer Name/Worksite Address	Graph	Count	Mean Wage	Median Wage	Lowest Wage	Highest Wage
INTERNATIONAL STUDIO & CURATORIAL PROGRAM INC., 1040 METROPOLITAN AVE, BROOKLYN, NY (https://www.google.com/maps/place/1040%20METROPOLITAN%20AVE,BROOKLYN,NY)	Graph	1	\$37,877.00	\$37,877.00	\$37,877.00	\$37,877.00
Totals	Graph	1	\$37,877.00	\$37,877.00	\$37,877.00	\$37,877.00

Latitude: 40.714427 Longitude: -74.006181

Employer Name/Employer Address	Graph	Count	Mean Wage	Median Wage	Lowest Wage	Highest Wage
HUDSON SPINE AND PAIN MEDICINE PC, 281 BROADWAY, NEW YORK, NY (https://www.google.com/maps/place/281%20BROADWAY,NEW%20YORK,NY)	Graph	1	\$115,000.00	\$115,000.00	\$115,000.00	\$115,000.00
Totals	Graph	1	\$115,000.00	\$115,000.00	\$115,000.00	\$115,000.00

Employer Name/Worksite Address	Graph	Count	Mean Wage	Median Wage	Lowest Wage	Highest Wage
HUDSON SPINE AND PAIN MEDICINE PC, 281 BROADWAY, NEW YORK, NY (https://www.google.com/maps/place/281%20BROADWAY,NEW%20YORK,NY)	Graph	1	\$115,000.00	\$115,000.00	\$115,000.00	\$115,000.00
Totals	Graph	1	\$115,000.00	\$115,000.00	\$115,000.00	\$115,000.00

Latitude: 40.714429 Longitude: -74.011419

Employer Name/Employer Address	Graph	Count	Mean Wage	Median Wage	Lowest Wage	Highest Wage
NEW YORK CITY OFFICE OF MANAGEMENT AND BUDGET, 255 GREENWICH STREET, NEW YORK, NY (https://www.google.com/maps/place/255%20GREENWICH%20STREET,NEW%20YORK,NY)	Graph	1	\$64,916.80	\$64,916.80	\$64,916.80	\$64,916.80

Employer Name/Employer Address	Graph	Count	Mean Wage	Median Wage	Lowest Wage	Highest Wage
TRADITION AMERICA HOLDINGS INC., 255 GREENWICH STREET, NEW YORK, NY (https://www.google.com/maps/place/255%20GREENWICH%20STREET,NEW%20YORK,NY)	Graph	1	\$80,000.00	\$80,000.00	\$80,000.00	\$80,000.00
STREAMINGEDGE, INC., 255 GREENWICH ST, NEW YORK, NY (https://www.google.com/maps/place/255%20GREENWICH%20ST,NEW%20YORK,NY)	Graph	2	\$120,000.00	\$120,000.00	\$120,000.00	\$120,000.00
NEW YORK CITY OFFICE OF MANAGEMENT AND BUDGET, 255 GREENWICH STREET, NEW YORK, NY (https://www.google.com/maps/place/255%20GREENWICH%20STREET,NEW%20YORK,NY)	Graph	9	\$63,656.82	\$64,916.80	\$53,060.80	\$65,433.00
Totals	Graph	13	\$73,679.09	\$64,916.80	\$53,060.80	\$120,000.00

Employer Name/Worksite Address	Graph	Count	Mean Wage	Median Wage	Lowest Wage	Highest Wage
NEW YORK CITY OFFICE OF MANAGEMENT AND BUDGET, 255 GREENSICH STREET, NEW YORK, NY (https://www.google.com/maps/place/255%20GREENSICH%20STREET,NEW%20YORK,NY)	Graph	1	\$64,916.80	\$64,916.80	\$64,916.80	\$64,916.80
NEW YORK CITY OFFICE OF MANAGEMENT AND BUDGET, 255 GREENWHCIH STREET, NEW YORK, NY (https://www.google.com/maps/place/255%20GREENWHCIH%20STREET,NEW%20YORK,NY)	Graph	1	\$64,916.80	\$64,916.80	\$64,916.80	\$64,916.80
STREAMINGEDGE, INC., 255 GREENWICH ST, NEW YORK, NY (https://www.google.com/maps/place/255%20GREENWICH%20ST,NEW%20YORK,NY)	Graph	2	\$120,000.00	\$120,000.00	\$120,000.00	\$120,000.00
DONNELLEY FINANCIAL LLC, 255 GREENWICH STREET, NEW YORK, NY (https://www.google.com/maps/place/255%20GREENWICH%20STREET,NEW%20YORK,NY)	Graph	18	\$67,648.11	\$64,916.80	\$53,060.80	\$125,000.00
Totals	Graph	22	\$72,159.07	\$64,916.80	\$53,060.80	\$125,000.00

Latitude: 40.714432 Longitude: -73.981789

Employer Name/Employer Address	Graph	Count	Mean Wage	Median Wage	Lowest Wage	Highest Wage
GSMK, LLC, 517 GRAND AVENUE, NEW YORK, NY (https://www.google.com/maps/place/517%20GRAND%20AVENUE,NEW%20YORK,NY)	Graph	1	\$55,848.00	\$55,848.00	\$55,848.00	\$55,848.00
GSMK TAX, LLC, 517 GRAND AVENUE, NEW YORK, NY (https://www.google.com/maps/place/517%20GRAND%20AVENUE,NEW%20YORK,NY)	Graph	2	\$57,044.00	\$55,848.00	\$55,848.00	\$58,240.00
Totals	Graph	3	\$56,645.33	\$55,848.00	\$55,848.00	\$58,240.00

Employer Name/Worksite Address	Graph	Count	Mean Wage	Median Wage	Lowest Wage	Highest Wage
GSMK TAX, LLC, 517 GRAND AVENUE, NEW YORK, NY (https://www.google.com/maps/place/517%20GRAND%20AVENUE,NEW%20YORK,NY)	Graph	3	\$56,645.33	\$55,848.00	\$55,848.00	\$58,240.00
Totals	Graph	3	\$56,645.33	\$55,848.00	\$55,848.00	\$58,240.00

Latitude: 40.714436 Longitude: -73.421486

Employer Name/Employer Address	Graph	Count	Mean Wage	Median Wage	Lowest Wage	Highest Wage
GENERAL LED CORP, 75 MARINE ST, FARMINGDALE, NY (https://www.google.com/maps/place/75%20MARINE%20ST,FARMINGDALE,NY)	Graph	2	\$55,078.40	\$53,705.60	\$53,705.60	\$56,451.20
Totals	Graph	2	\$55,078.40	\$53,705.60	\$53,705.60	\$56,451.20

Employer Name/Worksite Address	Graph	Count	Mean Wage	Median Wage	Lowest Wage	Highest Wage
GENERAL LED CORP, 75 MARINE ST, FARMINGDALE, NY (https://www.google.com/maps/place/75%20MARINE%20ST,FARMINGDALE,NY)	Graph	2	\$55,078.40	\$53,705.60	\$53,705.60	\$56,451.20
Totals	Graph	2	\$55,078.40	\$53,705.60	\$53,705.60	\$56,451.20

Latitude: 40.714464 Longitude: -74.007105

Employer Name/Employer Address	Graph	Count	Mean Wage	Median Wage	Lowest Wage	Highest Wage
CENTER FOR ECONOMIC AND SOCIAL RIGHTS, 86 CHAMBERS STREET, SUITE 704, NEW YORK, NY (https://www.google.com/maps/place/86%20CHAMBERS%20STREET,%20SUITE%20704,NEW%20YORK,NY)	Graph	1	\$45,000.00	\$45,000.00	\$45,000.00	\$45,000.00
RAPID RATINGS INTERNATIONAL, INC., 86 CHAMBERS STREET, NEW YORK, NY (https://www.google.com/maps/place/86%20CHAMBERS%20STREET,NEW%20YORK,NY)	Graph	1	\$55,744.00	\$55,744.00	\$55,744.00	\$55,744.00
Totals	Graph	2	\$50,372.00	\$45,000.00	\$45,000.00	\$55,744.00

Employer Name/Worksite Address	Graph	Count	Mean Wage	Median Wage	Lowest Wage	Highest Wage
CENTER FOR ECONOMIC AND SOCIAL RIGHTS, 86 CHAMBERS STREET, SUITE 704, NEW YORK, NY (https://www.google.com/maps/place/86%20CHAMBERS%20STREET,%20SUITE%20704,NEW%20YORK,NY)	Graph	1	\$45,000.00	\$45,000.00	\$45,000.00	\$45,000.00
DICK'S SPORTING GOODS, INC., 86 CHAMBERS ST., NEW YORK, NY (https://www.google.com/maps/place/86%20CHAMBERS%20ST.,NEW%20YORK,NY)	Graph	2	\$150,000.00	\$150,000.00	\$150,000.00	\$150,000.00
RAPID RATINGS INTERNATIONAL, INC., 86 CHAMBERS STREET, NEW YORK, NY (https://www.google.com/maps/place/86%20CHAMBERS%20STREET,NEW%20YORK,NY)	Graph	2	\$105,372.00	\$55,744.00	\$55,744.00	\$155,000.00
Totals	Graph	5	\$111,148.80	\$150,000.00	\$45,000.00	\$155,000.00

Latitude: 40.714472 Longitude: -73.752077

Employer Name/Worksite Address	Graph	Count	Mean Wage	Median Wage	Lowest Wage	Highest Wage
GRANDISON MANAGEMENT, INC., 208-17 JAMAICA AVENUE, JAMAICA, NY (https://www.google.com/maps/place/208-17%20JAMAICA%20AVENUE,JAMAICA,NY)	Graph	10	\$67,745.60	\$67,745.60	\$67,745.60	\$67,745.60
Totals	Graph	10	\$67,745.60	\$67,745.60	\$67,745.60	\$67,745.60

Latitude: 40.714475 Longitude: -73.96557

Employer Name/Employer Address	Graph	Count	Mean Wage	Median Wage	Lowest Wage	Highest Wage
VICE MEDIA, LLC, 49 SOUTH 2ND STREET, BROOKLYN, NY (https://www.google.com/maps/place/49%20SOUTH%202ND%20STREET,BROOKLYN,NY)	Graph	1	\$80,000.00	\$80,000.00	\$80,000.00	\$80,000.00
VICE MEDIA LLC, 49 SOUTH 2ND STREET, BROOKLYN, NY (https://www.google.com/maps/place/49%20SOUTH%202ND%20STREET,BROOKLYN,NY)	Graph	16	\$99,202.06	\$93,000.00	\$45,000.00	\$200,000.00
Totals	Graph	17	\$98,072.53	\$93,000.00	\$45,000.00	\$200,000.00

Employer Name/Worksite Address	Graph	Count	Mean Wage	Median Wage	Lowest Wage	Highest Wage
VICE MEDIA LLC, 49 SOUTH 2ND STREET, BROOKLYN, NY (https://www.google.com/maps/place/49%20SOUTH%202ND%20STREET,BROOKLYN,NY)	Graph	2	\$115,000.00	\$80,000.00	\$80,000.00	\$150,000.00
VICE MEDIA LLC, 49 S. 2ND STREET, BROOKLYN, NY (https://www.google.com/maps/place/49%20S.%202ND%20STREET,BROOKLYN,NY)	Graph	11	\$99,550.73	\$93,000.00	\$45,000.00	\$200,000.00
Totals	Graph	13	\$101,927.54	\$93,000.00	\$45,000.00	\$200,000.00

Latitude: 40.714511 Longitude: -74.034342

Employer Name/Employer Address	Graph	Count	Mean Wage	Median Wage	Lowest Wage	Highest Wage
GOLDMAN SACHS & CO. LLC, 30 HUDSON STREET, JERSEY CITY, NJ (https://www.google.com/maps/place/30%20HUDSON%20STREET,JERSEY%20CITY,NJ)	Graph	1	\$165,000.00	\$165,000.00	\$165,000.00	\$165,000.00
GOLDMAN, SACHS & CO, 30 HUDSON STREET, JERSEY CITY, NJ (https://www.google.com/maps/place/30%20HUDSON%20STREET,JERSEY%20CITY,NJ)	Graph	1	\$110,000.00	\$110,000.00	\$110,000.00	\$110,000.00
J. ARON & CO., 30 HUDSON STREET, JERSEY CITY, NJ (https://www.google.com/maps/place/30%20HUDSON%20STREET,JERSEY%20CITY,NJ)	Graph	1	\$140,000.00	\$140,000.00	\$140,000.00	\$140,000.00
J. ARON & COMPANY LLC, 30 HUDSON STREET, JERSEY CITY, NJ (https://www.google.com/maps/place/30%20HUDSON%20STREET,JERSEY%20CITY,NJ)	Graph	1	\$250,000.00	\$250,000.00	\$250,000.00	\$250,000.00

Employer Name/Employer Address	Graph	Count	Mean Wage	Median Wage	Lowest Wage	Highest Wage
GOLDMAN SACHS EXECUTION & CLEARING, L.P., 30 HUDSON STREET, JERSEY CITY, NJ (https://www.google.com/maps/place/30%20HUDSON%20STREET,JERSEY%20CITY,NJ)	Graph	2	\$135,000.00	\$125,000.00	\$125,000.00	\$145,000.00
GOLDMAN, SACHS & CO., 30 HUDSON STREET, JERSEY CITY, NJ (https://www.google.com/maps/place/30%20HUDSON%20STREET,JERSEY%20CITY,NJ)	Graph	2	\$134,500.00	\$129,000.00	\$129,000.00	\$140,000.00
GOLDMAN, SACHS & CO, 30 HUDSON STREET, JERSEY CITY, NJ (https://www.google.com/maps/place/30%20HUDSON%20STREET,JERSEY%20CITY,NJ)	Graph	4	\$171,250.00	\$125,000.00	\$110,000.00	\$250,000.00
GOLDMAN SACHS & CO LLC, 30 HUDSON STREET, JERSEY CITY, NJ (https://www.google.com/maps/place/30%20HUDSON%20STREET,JERSEY%20CITY,NJ)	Graph	6	\$147,533.33	\$125,000.00	\$91,200.00	\$250,000.00
GOLDMAN SACHS & CO. LLC, 30 HUDSON STREET, JERSEY CITY, NJ (https://www.google.com/maps/place/30%20HUDSON%20STREET,JERSEY%20CITY,NJ)	Graph	14	\$172,378.57	\$125,000.00	\$79,500.00	\$400,000.00
GOLDMAN, SACHS & CO., 30 HUDSON STREET, JERSEY CITY, NJ (https://www.google.com/maps/place/30%20HUDSON%20STREET,JERSEY%20CITY,NJ)	Graph	18	\$147,227.78	\$144,700.00	\$77,000.00	\$230,000.00
GOLDMAN, SACHS & CO, 30 HUDSON STREET, JERSEY CITY, NJ (https://www.google.com/maps/place/30%20HUDSON%20STREET,JERSEY%20CITY,NJ)	Graph	42	\$132,600.00	\$133,000.00	\$55,000.00	\$240,000.00
GOLDMAN SACHS BANK USA, 30 HUDSON STREET, JERSEY CITY, NJ (https://www.google.com/maps/place/30%20HUDSON%20STREET,JERSEY%20CITY,NJ)	Graph	45	\$117,962.36	\$110,000.00	\$74,600.00	\$259,700.00
GOLDMAN SACHS & CO. LLC, 30 HUDSON STREET, JERSEY CITY, NJ (https://www.google.com/maps/place/30%20HUDSON%20STREET,JERSEY%20CITY,NJ)	Graph	58	\$147,567.24	\$125,000.00	\$80,000.00	\$400,000.00
GOLDMAN SACHS SERVICES LLC, 30 HUDSON STREET, JERSEY CITY, NJ (https://www.google.com/maps/place/30%20HUDSON%20STREET,JERSEY%20CITY,NJ)	Graph	267	\$98,877.90	\$88,000.00	\$65,000.00	\$225,000.00
GOLDMAN, SACHS & CO., 30 HUDSON STREET, JERSEY CITY, NJ (https://www.google.com/maps/place/30%20HUDSON%20STREET,JERSEY%20CITY,NJ)	Graph	641	\$105,807.96	\$90,000.00	\$60,000.00	\$400,000.00
Totals	Graph	1103	\$110,151.68	\$94,500.00	\$55,000.00	\$400,000.00

Employer Name/Worksite Address	Graph	Count	Mean Wage	Median Wage	Lowest Wage	Highest Wage
READY ANALYTICS, INC., 30 HUDSON STREET, JERSEY CITY, NY (https://www.google.com/maps/place/30%20HUDSON%20STREET,JERSEY%20CITY,NY)	Graph	2	\$108,943.00	\$82,000.00	\$82,000.00	\$135,886.00
Totals	Graph	2	\$108,943.00	\$82,000.00	\$82,000.00	\$135,886.00

Latitude: 40.714573 Longitude: -73.936539

Employer Name/Employer Address	Graph	Count	Mean Wage	Median Wage	Lowest Wage	Highest Wage
ASH CREATIVE LLC, 985 METROPOLITAN AVE, BROOKLYN, NY (https://www.google.com/maps/place/985%20METROPOLITAN%20AVE,BROOKLYN,NY)	Graph	1	\$81,120.00	\$81,120.00	\$81,120.00	\$81,120.00
MELLOW CREATIVE LLC, 985 METROPOLITAN ST, BROOKLYN, NY (https://www.google.com/maps/place/985%20METROPOLITAN%20ST,BROOKLYN,NY)	Graph	1	\$149,656.00	\$149,656.00	\$149,656.00	\$149,656.00
Totals	Graph	2	\$115,388.00	\$81,120.00	\$81,120.00	\$149,656.00

Employer Name/Worksite Address	Graph	Count	Mean Wage	Median Wage	Lowest Wage	Highest Wage
ASH CREATIVE LLC, 985 METROPOLITAN AVE, BROOKLYN, NY (https://www.google.com/maps/place/985%20METROPOLITAN%20AVE,BROOKLYN,NY)	Graph	2	\$115,388.00	\$81,120.00	\$81,120.00	\$149,656.00
Totals	Graph	2	\$115,388.00	\$81,120.00	\$81,120.00	\$149,656.00

Latitude: 40.714577 Longitude: -73.42134

Employer Name/Employer Address	Graph	Count	Mean Wage	Median Wage	Lowest Wage	Highest Wage
ALA SCIENTIFIC INSTRUMENT INC., 60 MARINE STREET, FARMINGDALE, NY (https://www.google.com/maps/place/60%20MARINE%20STREET,FARMINGDALE,NY)	Graph	1	\$75,000.00	\$75,000.00	\$75,000.00	\$75,000.00
Totals	Graph	1	\$75,000.00	\$75,000.00	\$75,000.00	\$75,000.00

Employer Name/Worksite Address	Graph	Count	Mean Wage	Median Wage	Lowest Wage	Highest Wage
ALA SCIENTIFIC INSTRUMENT INC., 60 MARINE STREET, FARMINGDALE, NY (https://www.google.com/maps/place/60%20MARINE%20STREET,FARMINGDALE,NY)	Graph	2	\$75,000.00	\$75,000.00	\$75,000.00	\$75,000.00
Totals	Graph	2	\$75,000.00	\$75,000.00	\$75,000.00	\$75,000.00

Latitude: 40.714654 Longitude: -74.01059

Employer Name/Employer Address	Graph	Count	Mean Wage	Median Wage	Lowest Wage	Highest Wage
DROIT OPERATING COMPANY LLC, 75 MURRAY ST., NEW YORK, NY (https://www.google.com/maps/place/75%20MURRAY%20ST.,NEW%20YORK,NY)	Graph	1	\$125,000.00	\$125,000.00	\$125,000.00	\$125,000.00
Totals	Graph	1	\$125,000.00	\$125,000.00	\$125,000.00	\$125,000.00

Employer Name/Worksite Address	Graph	Count	Mean Wage	Median Wage	Lowest Wage	Highest Wage
DROIT OPERATING COMPANY LLC, 75 MURRAY ST, NEW YORK, NY (https://www.google.com/maps/place/75%20MURRAY%20ST,NEW%20YORK,NY)	Graph	1	\$125,000.00	\$125,000.00	\$125,000.00	\$125,000.00
Totals	Graph	1	\$125,000.00	\$125,000.00	\$125,000.00	\$125,000.00

Latitude: 40.714751 Longitude: -74.00941

Employer Name/Employer Address	Graph	Count	Mean Wage	Median Wage	Lowest Wage	Highest Wage
KORIN JAPANESE TRADING CORP., 57 WARREN STREET, NEW YORK, NY (https://www.google.com/maps/place/57%20WARREN%20STREET,NEW%20YORK,NY)	Graph	4	\$45,552.00	\$44,428.80	\$44,428.80	\$46,675.20
Totals	Graph	4	\$45,552.00	\$44,428.80	\$44,428.80	\$46,675.20

Employer Name/Worksite Address	Graph	Count	Mean Wage	Median Wage	Lowest Wage	Highest Wage
KORIN JAPANESE TRADING CORP., 57 WARREN STREET, NEW YORK, NY (https://www.google.com/maps/place/57%20WARREN%20STREET,NEW%20YORK,NY)	Graph	4	\$45,552.00	\$44,428.80	\$44,428.80	\$46,675.20
Totals	Graph	4	\$45,552.00	\$44,428.80	\$44,428.80	\$46,675.20

Latitude: 40.714755 Longitude: -73.831594

Employer Name/Worksite Address	Graph	Count	Mean Wage	Median Wage	Lowest Wage	Highest Wage
TECTONIC ENGINEERING & SURVEYING CONSULTANTS, P.C., 118-35 QUEENS BOULEVARD, FOREST HILLS, NY (https://www.google.com/maps/place/118-35%20QUEENS%20BOULEVARD,FOREST%20HILLS,NY)	Graph	1	\$162,240.00	\$162,240.00	\$162,240.00	\$162,240.00
Totals	Graph	1	\$162,240.00	\$162,240.00	\$162,240.00	\$162,240.00

Latitude: 40.714777 Longitude: -73.964264

Employer Name/Employer Address	Graph	Count	Mean Wage	Median Wage	Lowest Wage	Highest Wage
JASON KIBBLER INC., 74 S 1ST ST #1, BROOKLYN, NY (https://www.google.com/maps/place/74%20S%201ST%20ST%20#1,BROOKLYN,NY)	Graph	1	\$35,000.00	\$35,000.00	\$35,000.00	\$35,000.00
Totals	Graph	1	\$35,000.00	\$35,000.00	\$35,000.00	\$35,000.00

Employer Name/Worksite Address	Graph	Count	Mean Wage	Median Wage	Lowest Wage	Highest Wage
JASON KIBBLER INC., 74 S 1ST ST, BROOKLYN, NY (https://www.google.com/maps/place/74%20S%201ST%20ST,BROOKLYN,NY)	Graph	1	\$35,000.00	\$35,000.00	\$35,000.00	\$35,000.00

Employer Name/Worksite Address	Graph	Count	Mean Wage	Median Wage	Lowest Wage	Highest Wage
Totals	Graph	1	\$35,000.00	\$35,000.00	\$35,000.00	\$35,000.00

Latitude: 40.714793 Longitude: -74.034286

Employer Name/Worksite Address	Graph	Count	Mean Wage	Median Wage	Lowest Wage	Highest Wage
CYBERIT WORKFORCE, INC., 101 HUDSON STREET, JERSEY CITY, NJ (https://www.google.com/maps/place/101%20HUDSON%20STREET,JERSEY%20CITY,NJ)	Graph	1	\$64,813.00	\$64,813.00	\$64,813.00	\$64,813.00
STRATACENT, INC., 101 HUDSON STREET, JERSEY CITY, NJ (https://www.google.com/maps/place/101%20HUDSON%20STREET,JERSEY%20CITY,NJ)	Graph	1	\$140,400.00	\$140,400.00	\$140,400.00	\$140,400.00
TULLETT PREBON (AMERICAS) HOLDINGS INC., 101 HUDSON STREET, JERSEY CITY, NJ (https://www.google.com/maps/place/101%20HUDSON%20STREET,JERSEY%20CITY,NJ)	Graph	1	\$175,000.00	\$175,000.00	\$175,000.00	\$175,000.00
SMART IT FRAME LLC, 101 HUDSON ST, JERSEY CITY, NJ (https://www.google.com/maps/place/101%20HUDSON%20ST,JERSEY%20CITY,NJ)	Graph	3	\$61,333.33	\$62,000.00	\$60,000.00	\$62,000.00
Totals	Graph	6	\$94,035.50	\$62,000.00	\$60,000.00	\$175,000.00

Employer Name/Worksite Address	Graph	Count	Mean Wage	Median Wage	Lowest Wage	Highest Wage
CODIGENT, INC., 101 HUDSON STREET, JERSEY CITY, NY (https://www.google.com/maps/place/101%20HUDSON%20STREET,JERSEY%20CITY,NY)	Graph	1	\$124,987.00	\$124,987.00	\$124,987.00	\$124,987.00
Totals	Graph	1	\$124,987.00	\$124,987.00	\$124,987.00	\$124,987.00

Latitude: 40.714804 Longitude: -74.005869

Employer Name/Worksite Address	Graph	Count	Mean Wage	Median Wage	Lowest Wage	Highest Wage
IRI IN NY INC., 291 BROADWAY, NEW YORK, NY (https://www.google.com/maps/place/291%20BROADWAY,NEW%20YORK,NY)	Graph	1	\$200,000.00	\$200,000.00	\$200,000.00	\$200,000.00
SURGO GROUP LLC, 291 BROADWAY, NEW YORK, NY (https://www.google.com/maps/place/291%20BROADWAY,NEW%20YORK,NY)	Graph	1	\$62,500.00	\$62,500.00	\$62,500.00	\$62,500.00
REVSQUARE LLC, 291 BROADWAY, NEW YORK, NY (https://www.google.com/maps/place/291%20BROADWAY,NEW%20YORK,NY)	Graph	2	\$79,123.10	\$79,123.00	\$79,123.00	\$79,123.20
Totals	Graph	4	\$105,186.55	\$79,123.00	\$62,500.00	\$200,000.00

Employer Name/Worksite Address	Graph	Count	Mean Wage	Median Wage	Lowest Wage	Highest Wage
GARTNER INC., 291 BROADWAY #901, NEW YORK, NY (https://www.google.com/maps/place/291%20BROADWAY%20#901,NEW%20YORK,NY)	Graph	1	\$287,175.57	\$287,175.57	\$287,175.57	\$287,175.57
SURGO GROUP LLC, 291 BROADWAY, NEW YORK CITY, NY (https://www.google.com/maps/place/291%20BROADWAY,NEW%20YORK%20CITY,NY)	Graph	1	\$62,500.00	\$62,500.00	\$62,500.00	\$62,500.00
IRI IN NY INC., 291 BROADWAY, NEW YORK, NY (https://www.google.com/maps/place/291%20BROADWAY,NEW%20YORK,NY)	Graph	3	\$119,415.40	\$79,123.20	\$79,123.00	\$200,000.00
Totals	Graph	5	\$141,584.35	\$79,123.20	\$62,500.00	\$287,175.57

Latitude: 40.71482 Longitude: -74.008333

Employer Name/Worksite Address	Graph	Count	Mean Wage	Median Wage	Lowest Wage
CHINA CENTER NEW YORK LLC, 7 WORLD TRADE CENTER, NEW YORK, NY (https://www.google.com/maps/place/7%20WORLD%20TRADE%20CENTER,NEW%20YORK,NY)	Graph	1	\$55,000.00	\$55,000.00	\$55,000.00
GENERALI US BRANCH, 7 WORLD TRADE CENTER, NEW YORK, NY (https://www.google.com/maps/place/7%20WORLD%20TRADE%20CENTER,NEW%20YORK,NY)	Graph	1	\$55,765.00	\$55,765.00	\$55,765.00
GLOBAL ATLANTIC FINANCIAL COMPANY, 7 WORLD TRADE CENTER, NEW YORK, NY (https://www.google.com/maps/place/7%20WORLD%20TRADE%20CENTER,NEW%20YORK,NY)	Graph	1	\$85,000.00	\$85,000.00	\$85,000.00

Employer Name/Employer Address	Graph	Count	Mean Wage	Median Wage	Lowest Wage
GUARANTR INC, 7 WORLD TRADE CENTER, NEW YORK, NY (https://www.google.com/maps/place/7%20WORLD%20TRADE%20CENTER,NEW%20YORK,NY)	Graph	1	\$60,000.00	\$60,000.00	\$60,000.00
LEAP LEGAL SOFTWARE INC., 1 WORLD TRADE CENTER, NEW YORK, NY (https://www.google.com/maps/place/1%20WORLD%20TRADE%20CENTER,NEW%20YORK,NY)	Graph	1	\$77,314.00	\$77,314.00	\$77,314.00
MIC NETWORK INC., ONE WORLD TRADE CENTER, NEW YORK, NY (https://www.google.com/maps/place/ONE%20WORLD%20TRADE%20CENTER,NEW%20YORK,NY)	Graph	1	\$70,000.00	\$70,000.00	\$70,000.00
SILVERSTEIN PROPERTIES, INC., 7 WORLD TRADE CENTER, NEW YORK, NY (https://www.google.com/maps/place/7%20WORLD%20TRADE%20CENTER,NEW%20YORK,NY)	Graph	1	\$80,000.00	\$80,000.00	\$80,000.00
STANDARD ANALYTICS IO, INC., 7 WORLD TRADE CENTER, NEW YORK, NY (https://www.google.com/maps/place/7%20WORLD%20TRADE%20CENTER,NEW%20YORK,NY)	Graph	1	\$200,000.00	\$200,000.00	\$200,000.00
TPD NEW YORK LLC, ONE WORLD TRADE CENTRE, STE 8500, NEW YORK, NY (https://www.google.com/maps/place/ONE%20WORLD%20TRADE%20CENTRE,%20STE%208500,NEW%20YORK,NY)	Graph	1	\$144,000.00	\$144,000.00	\$144,000.00
ASAPP, INC., ONE WORLD TRADE CENTER, NEW YORK, NY (https://www.google.com/maps/place/ONE%20WORLD%20TRADE%20CENTER,NEW%20YORK,NY)	Graph	2	\$155,000.00	\$145,000.00	\$145,000.00
INCANDESCENT TECHNOLOGIES INC., ONE WORLD TRADE CENTER, FLOOR 83E, NEW YORK, NY (https://www.google.com/maps/place/ONE%20WORLD%20TRADE%20CENTER,%20FLOOR%2083E,NEW%20YORK,NY)	Graph	2	\$95,000.00	\$95,000.00	\$95,000.00
CAPSTONE INVESTMENT ADVISORS, LLC, 7 WORLD TRADE CENTER, NEW YORK, NY (https://www.google.com/maps/place/7%20WORLD%20TRADE%20CENTER,NEW%20YORK,NY)	Graph	3	\$133,966.33	\$100,000.00	\$70,000.00
HIGH 5 GAMES, LLC, ONE WORLD TRADE CENTER, NEW YORK, NY (https://www.google.com/maps/place/ONE%20WORLD%20TRADE%20CENTER,NEW%20YORK,NY)	Graph	3	\$93,666.67	\$108,000.00	\$65,000.00
ADVANCE MAGAZINE PUBLISHERS INC., ONE WORLD TRADE CENTER, NEW YORK, NY (https://www.google.com/maps/place/ONE%20WORLD%20TRADE%20CENTER,NEW%20YORK,NY)	Graph	4	\$106,250.00	\$90,000.00	\$80,000.00
KHAN FUNDS MANAGEMENT AMERICA, INC., ONE WORLD TRADE CENTER, SUITE 83K, NEW YORK, NY (https://www.google.com/maps/place/ONE%20WORLD%20TRADE%20CENTER,%20SUITE%2083K,NEW%20YORK,NY)	Graph	4	\$82,250.00	\$66,000.00	\$47,000.00
XAD, INC., ONE WORLD TRADE CENTER, NEW YORK, NY (https://www.google.com/maps/place/ONE%20WORLD%20TRADE%20CENTER,NEW%20YORK,NY)	Graph	4	\$83,750.00	\$90,000.00	\$55,000.00
ADVANCE MAGAZINE PUBLISHERS INC. DBA CONDE NAST, ONE WORLD TRADE CENTER, NEW YORK, NY (https://www.google.com/maps/place/ONE%20WORLD%20TRADE%20CENTER,NEW%20YORK,NY)	Graph	6	\$109,373.33	\$80,000.00	\$65,000.00
GLOBAL ATLANTIC FINANCIAL COMPANY, 7 WORLD TRADE CENTER, 47TH FLOOR, NEW YORK, NY (https://www.google.com/maps/place/7%20WORLD%20TRADE%20CENTER,%2047TH%20FLOOR,NEW%20YORK,NY)	Graph	7	\$159,285.71	\$160,000.00	\$85,000.00
BDI PLUS INC., ONE WORLD TRADE CENTER, SUITE 8500, NEW YORK, NY (https://www.google.com/maps/place/ONE%20WORLD%20TRADE%20CENTER,%20SUITE%208500,NEW%20YORK,NY)	Graph	9	\$92,017.78	\$80,000.00	\$56,160.00
MSCI, INC., 7 WORLD TRADE CENTER, NEW YORK, NY (https://www.google.com/maps/place/7%20WORLD%20TRADE%20CENTER,NEW%20YORK,NY)	Graph	10	\$101,446.30	\$95,160.00	\$80,000.00
MOODY'S SHARED SERVICES, INC., 7 WORLD TRADE CENTER, NEW YORK, NY (https://www.google.com/maps/place/7%20WORLD%20TRADE%20CENTER,NEW%20YORK,NY)	Graph	25	\$133,159.84	\$134,000.00	\$65,000.00
MOODY'S INVESTORS SERVICE, INC., 7 WORLD TRADE CENTER, NEW YORK, NY (https://www.google.com/maps/place/7%20WORLD%20TRADE%20CENTER,NEW%20YORK,NY)	Graph	32	\$106,950.09	\$95,000.00	\$55,000.00
MOODY'S ANALYTICS, INC., 7 WORLD TRADE CENTER, NEW YORK, NY (https://www.google.com/maps/place/7%20WORLD%20TRADE%20CENTER,NEW%20YORK,NY)	Graph	33	\$97,328.82	\$95,700.00	\$65,749.00
Totals	Graph	153	\$108,994.06	\$100,000.00	\$47,000.00

Employer Name/Worksite Address	Graph	Count	Mean Wage	Median Wage	Lowest Wage
LARSEN & TOUBRO INFOTECH LIMITED, ONE WORLD TRADE CENTER, NEW YORK CITY, NY (https://www.google.com/maps/place/ONE%20WORLD%20TRADE%20CENTER,NEW%20YORK%20CITY,NY)	Graph	1	\$75,456.00	\$75,456.00	\$75,456.00
TPD NEW YORK LLC, ONE WORLD TRADE CENTRE, STE 8500, NEW YORK, NY (https://www.google.com/maps/place/ONE%20WORLD%20TRADE%20CENTRE,%20STE%208500,NEW%20YORK,NY)	Graph	1	\$144,000.00	\$144,000.00	\$144,000.00
BALDERDASH, INC., ONE WORLD TRADE, NEW YORK, NY (https://www.google.com/maps/place/ONE%20WORLD%20TRADE,NEW%20YORK,NY)	Graph	2	\$140,000.00	\$140,000.00	\$140,000.00
INCANDESCENT TECHNOLOGIES INC., ONE WORLD TRADE CENTER, FLOOR 83E, NEW YORK, NY (https://www.google.com/maps/place/ONE%20WORLD%20TRADE%20CENTER,%20FLOOR%2083E,NEW%20YORK,NY)	Graph	2	\$95,000.00	\$95,000.00	\$95,000.00
KHAN FUNDS MANAGEMENT AMERICA, INC., ONE WORLD TRADE CENTER, SUITE 83K, NEW YORK, NY (https://www.google.com/maps/place/ONE%20WORLD%20TRADE%20CENTER,%20SUITE%2083K,NEW%20YORK,NY)	Graph	4	\$82,250.00	\$66,000.00	\$47,000.00
IPSOFT INCORPORATED, 7 WORLD TRADE CENTER, NEW YORK, NY (https://www.google.com/maps/place/7%20WORLD%20TRADE%20CENTER,NEW%20YORK,NY)	Graph	6	\$96,247.73	\$65,000.00	\$60,000.00

Employer Name/Worksite Address	Graph	Count	Mean Wage	Median Wage	Lowest Wage
BDI PLUS INC., ONE WORLD TRADE CENTER, SUITE 8500, NEW YORK, NY (https://www.google.com/maps/place/ONE%20WORLD%20TRADE%20CENTER,%20SUITE%208500,NEW%20YORK,NY)	Graph	10	\$89,390.90	\$67,000.00	\$56,160.00
CAPGEMINI AMERICA INC, 7 WORLD TRADE CTR, NEW YORK, NY (https://www.google.com/maps/place/7%20WORLD%20TRADE%20CTR,NEW%20YORK,NY)	Graph	20	\$81,720.00	\$84,200.00	\$60,000.00
ADVANCE MAGAZINE PUBLISHERS INC. DBA CONDE NAST, ONE WORLD TRADE CENTER, NEW YORK, NY (https://www.google.com/maps/place/ONE%20WORLD%20TRADE%20CENTER,NEW%20YORK,NY)	Graph	22	\$122,862.23	\$108,000.00	\$55,000.00
MOODY'S SHARED SERVICES, INC., 1 WORLD TRADE CENTER, NEW YORK, NY (https://www.google.com/maps/place/1%20WORLD%20TRADE%20CENTER,NEW%20YORK,NY)	Graph	22	\$103,282.65	\$102,700.00	\$46,675.20
Totals	Graph	90	\$101,104.87	\$85,000.00	\$46,675.20

Latitude: 40.714873 Longitude: -74.016271

Employer Name/Employer Address	Graph	Count	Mean Wage	Median Wage	Lowest Wage	Highest Wage
NEW YORK MERCANTILE EXCHANGE INC., 300 VESEY ST., NEW YORK, NY (https://www.google.com/maps/place/300%20VESEY%20ST.,NEW%20YORK,NY)	Graph	1	\$130,000.00	\$130,000.00	\$130,000.00	\$130,000.00
VIRTU AMERICAS LLC, 300 VESEY STREET, NEW YORK, NY (https://www.google.com/maps/place/300%20VESEY%20STREET,NEW%20YORK,NY)	Graph	2	\$237,500.00	\$125,000.00	\$125,000.00	\$350,000.00
KCG AMERICAS LLC, 300 VESEY STREET, NEW YORK, NY (https://www.google.com/maps/place/300%20VESEY%20STREET,NEW%20YORK,NY)	Graph	20	\$136,600.00	\$135,000.00	\$70,000.00	\$185,000.00
Totals	Graph	23	\$145,086.96	\$135,000.00	\$70,000.00	\$350,000.00

Employer Name/Worksite Address	Graph	Count	Mean Wage	Median Wage	Lowest Wage	Highest Wage
BANK OF AMERICA N.A., 250 VESEY ST., NEW YORK, NY (https://www.google.com/maps/place/250%20VESEY%20ST.,NEW%20YORK,NY)	Graph	1	\$105,000.00	\$105,000.00	\$105,000.00	\$105,000.00
COMPUNNEL SOFTWARE GROUP, INC., 300 VESEY ST, NEW YORK, NY (https://www.google.com/maps/place/300%20VESEY%20ST,NEW%20YORK,NY)	Graph	1	\$70,770.00	\$70,770.00	\$70,770.00	\$70,770.00
BANK OF AMERICA N.A., 250 VESEY STREET, NEW YORK, NY (https://www.google.com/maps/place/250%20VESEY%20STREET,NEW%20YORK,NY)	Graph	2	\$126,707.00	\$113,414.00	\$113,414.00	\$140,000.00
NEW YORK MERCANTILE EXCHANGE, INC., 300 VESEY ST., NEW YORK, NY (https://www.google.com/maps/place/300%20VESEY%20ST.,NEW%20YORK,NY)	Graph	4	\$102,523.25	\$95,160.00	\$65,749.00	\$124,592.00
NEW YORK MERCANTILE EXCHANGE INC., 300 VESEY STREET, NEW YORK CITY, NY (https://www.google.com/maps/place/300%20VESEY%20STREET,NEW%20YORK%20CITY,NY)	Graph	8	\$104,977.63	\$95,160.00	\$65,749.00	\$130,000.00
KCG AMERICAS LLC, 300 VESEY STREET, NEW YORK, NY (https://www.google.com/maps/place/300%20VESEY%20STREET,NEW%20YORK,NY)	Graph	26	\$139,772.71	\$130,000.00	\$47,590.40	\$350,000.00
Totals	Graph	42	\$126,504.49	\$124,592.00	\$47,590.40	\$350,000.00

Latitude: 40.714903 Longitude: -74.0098

Employer Name/Employer Address	Graph	Count	Mean Wage	Median Wage	Lowest Wage	Highest Wage
CLOUD PRINTING CORPORATION, 66 W BROADWAY, NEW YORK, NY (https://www.google.com/maps/place/66%20W%20BROADWAY,NEW%20YORK,NY)	Graph	1	\$46,820.80	\$46,820.80	\$46,820.80	\$46,820.80
Totals	Graph	1	\$46,820.80	\$46,820.80	\$46,820.80	\$46,820.80

Employer Name/Worksite Address	Graph	Count	Mean Wage	Median Wage	Lowest Wage	Highest Wage
CLOUD PRINTING CORPORATION, 66 W BROADWAY, NEW YORK, NY (https://www.google.com/maps/place/66%20W%20BROADWAY,NEW%20YORK,NY)	Graph	1	\$46,820.80	\$46,820.80	\$46,820.80	\$46,820.80
Totals	Graph	1	\$46,820.80	\$46,820.80	\$46,820.80	\$46,820.80

Latitude: 40.714928 Longitude: -73.831841

Employer Name/Employer Address	Graph	Count	Mean Wage	Median Wage	Lowest Wage	Highest Wage
LAW OFFICE OF N. M. GEHI, P.C., 118-21 QUEENS BLVD.,, FOREST HILLS, NY (https://www.google.com/maps/place/118-21%20QUEENS%20BLVD.,,FOREST%20HILLS,NY)	Graph	1	\$45,843.00	\$45,843.00	\$45,843.00	\$45,843.00
LAW OFFICE OF N.M. GEHI, P.C., 118-21 QUEENS BLVD, FOREST HILLS, NY (https://www.google.com/maps/place/118-21%20QUEENS%20BLVD,FOREST%20HILLS,NY)	Graph	2	\$62,483.00	\$45,843.00	\$45,843.00	\$79,123.00
TRIVISION GROUP INC., 118-21 QUEENS BLVD., FOREST HILLS, NY (https://www.google.com/maps/place/118-21%20QUEENS%20BLVD.,FOREST%20HILLS,NY)	Graph	4	\$58,565.70	\$47,000.00	\$46,820.80	\$70,221.00
Totals	Graph	7	\$57,867.40	\$47,000.00	\$45,843.00	\$79,123.00

Employer Name/Worksite Address	Graph	Count	Mean Wage	Median Wage	Lowest Wage	Highest Wage
LAW OFFICE OF N. M. GEHI, P.C., 118-21 QUEENS BLVD.,, FOREST HILLS, NY (https://www.google.com/maps/place/118-21%20QUEENS%20BLVD.,,FOREST%20HILLS,NY)	Graph	1	\$45,843.00	\$45,843.00	\$45,843.00	\$45,843.00
LAW OFFICE OF N.M. GEHI, P.C., 118-21 QUEENS BLVD, FOREST HILLS, NY (https://www.google.com/maps/place/118-21%20QUEENS%20BLVD,FOREST%20HILLS,NY)	Graph	2	\$62,483.00	\$45,843.00	\$45,843.00	\$79,123.00
TRIVISION GROUP INC., 118-21 QUEENS BLVD., FOREST HILLS, NY (https://www.google.com/maps/place/118-21%20QUEENS%20BLVD.,FOREST%20HILLS,NY)	Graph	4	\$58,565.70	\$47,000.00	\$46,820.80	\$70,221.00
Totals	Graph	7	\$57,867.40	\$47,000.00	\$45,843.00	\$79,123.00

Latitude: 40.714978 Longitude: -74.016906

Employer Name/Employer Address	Graph	Count	Mean Wage	Median Wage
BROOKFIELD PROPERTY GROUP, LLC, BROOKFIELD PLACE, NEW YORK, NY (https://www.google.com/maps/place/BROOKFIELD%20PLACE,NEW%20YORK,NY)	Graph	1	\$425,000.00	\$425,000.00
COMPUTER GENERATED SOLUTIONS, INC., BROOKFIELD PLACE, NEW YORK, NY (https://www.google.com/maps/place/BROOKFIELD%20PLACE,NEW%20YORK,NY)	Graph	1	\$94,000.00	\$94,000.00
BDI PLUS INC., 3 WORLD FINANCIAL CENTER, 200 VESEY STREET, NEW YORK, NY (https://www.google.com/maps/place/3%20WORLD%20FINANCIAL%20CENTER,%20200%20VESEY%20STREET,NEW%20YORK,NY)	Graph	3	\$75,666.67	\$67,000.00
Totals	Graph	5	\$149,200.00	\$94,000.00

Employer Name/Worksite Address	Graph	Count	Mean Wage	Median Wage
BAHA INDUSTRIES CORP., RBC CAPITAL MARKETS-200 VESSEY STREET, NEW YORK, NY (https://www.google.com/maps/place/RBC%20CAPITAL%20MARKETS-200%20VESSEY%20STREET,NEW%20YORK,NY)	Graph	1	\$135,000.00	\$135,000.00
BROOKFIELD PROPERTY GROUP, LLC, BROOKFIELD PLACE, 250 VESEY STREET, NEW YORK, NY (https://www.google.com/maps/place/BROOKFIELD%20PLACE,%20250%20VESEY%20STREET,NEW%20YORK,NY)	Graph	1	\$425,000.00	\$425,000.00
CAPGEMINI AMERICA, INC. (LEGACY CAPGEMINI FINANCIAL SERVICES, INC.), 250 VESEY STREET, BROOKFIELD PLACE, NEW YORK, NY (https://www.google.com/maps/place/250%20VESEY%20STREET,%20BROOKFIELD%20PLACE,NEW%20YORK,NY)	Graph	1	\$100,317.00	\$100,317.00
COMPUTER GENERATED SOLUTIONS, INC., BROOKFIELD PLACE, NEW YORK, NY (https://www.google.com/maps/place/BROOKFIELD%20PLACE,NEW%20YORK,NY)	Graph	1	\$94,000.00	\$94,000.00
FINANCIAL INDUSTRY REGULATORY AUTHORITY, INC., 200 LIBERTY ST., NEW YORK, NY (https://www.google.com/maps/place/200%20LIBERTY%20ST.,NEW%20YORK,NY)	Graph	1	\$55,744.00	\$55,744.00
M & R CONSULTANTS CORP, 309 W 49 STREET, NEW YORK, NY (https://www.google.com/maps/place/309%20W%2049%20STREET,NEW%20YORK,NY)	Graph	1	\$90,000.00	\$90,000.00
NAVIGATOR PRINCIPAL INVESTORS LLC, 200 LIBERTY STREET 30TH FLOOR, NEW YORK, NY (https://www.google.com/maps/place/200%20LIBERTY%20STREET%2030TH%20FLOOR,NEW%20YORK,NY)	Graph	1	\$120,000.00	\$120,000.00
RESOURCE INFORMATICS GROUP, INC., AMERICAN EXPRESS TOWER, NEW YORK, NY (https://www.google.com/maps/place/AMERICAN%20EXPRESS%20TOWER,NEW%20YORK,NY)	Graph	1	\$90,000.00	\$90,000.00
TATA CONSULTANCY SERVICES LIMITED, 1 WORLD TRADE CENTER 285 FULTON ST, NEW YORK, NY (https://www.google.com/maps/place/1%20WORLD%20TRADE%20CENTER%20285%20FULTON%20ST,NEW%20YORK,NY)	Graph	1	\$65,645.00	\$65,645.00
TOWERS WATSON DELWARE INC., 200 LIBERTY STREET, NEW YORK, NY (https://www.google.com/maps/place/200%20LIBERTY%20STREET,NEW%20YORK,NY)	Graph	1	\$70,000.00	\$70,000.00
BDI PLUS INC., 3 WORLD FINANCIAL CENTER, 200 VESEY STREET, NEW YORK, NY (https://www.google.com/maps/place/3%20WORLD%20FINANCIAL%20CENTER,%20200%20VESEY%20STREET,NEW%20YORK,NY)	Graph	3	\$75,666.67	\$67,000.00

Employer Name/Worksite Address	Graph	Count	Mean Wage	Median Wage
XL GLOBAL SERVICES, INC., ONE WORLD FINANCIAL CENTER, NEW YORK, NY (https://www.google.com/maps/place/ONE%20WORLD%20FINANCIAL%20CENTER,NEW%20YORK,NY)	Graph	3	\$116,733.33	\$124,592.00
PACIFIC AMERICAN CORPORATION, 2 WORLD FINANCIAL CENTER,SUITE 36001, NEW YORK, NY (https://www.google.com/maps/place/2%20WORLD%20FINANCIAL%20CENTER,SUITE%2036001,NEW%20YORK,NY)	Graph	5	\$89,800.00	\$80,000.00
OFI GLOBAL ASSET MANAGEMENT INC., 225 LIBERTY STREET, NEW YORK, NY (https://www.google.com/maps/place/225%20LIBERTY%20STREET,NEW%20YORK,NY)	Graph	8	\$127,675.00	\$132,000.00
RBC CAPITAL MARKETS, LLC, THREE WORLD FINANCIAL STREET, NEW YORK, NY (https://www.google.com/maps/place/THREE%20WORLD%20FINANCIAL%20STREET,NEW%20YORK,NY)	Graph	10	\$210,000.00	\$210,000.00
ROYAL BANK OF CANADA, THREE WORLD FINANCIAL CENTER, NEW YORK, NY (https://www.google.com/maps/place/THREE%20WORLD%20FINANCIAL%20CENTER,NEW%20YORK,NY)	Graph	218	\$120,990.55	\$110,000.00
Totals	Graph	257	\$123,615.74	\$120,000.00

Latitude: 40.714979 Longitude: -74.016909

Employer Name/Employer Address	Graph	Count	Mean Wage	Median Wage	Lowest Wage	Highest Wage
LINEMONEY, INC., 200 VESEY STREET, NEW YORK, NY (https://www.google.com/maps/place/200%20VESEY%20STREET,NEW%20YORK,NY)	Graph	10	\$70,926.28	\$72,000.00	\$58,240.00	\$75,000.00
Totals	Graph	10	\$70,926.28	\$72,000.00	\$58,240.00	\$75,000.00

Employer Name/Worksite Address	Graph	Count	Mean Wage	Median Wage	Lowest Wage	Highest Wage
FIRST TEK, INC., 200 VESEY ST., NEW YORK, NY (https://www.google.com/maps/place/200%20VESEY%20ST.,NEW%20YORK,NY)	Graph	1	\$60,000.00	\$60,000.00	\$60,000.00	\$60,000.00
ILM360, LLC, 200 VASEY STREET, NEW YORK, NY (https://www.google.com/maps/place/200%20VASEY%20STREET,NEW%20YORK,NY)	Graph	1	\$93,000.00	\$93,000.00	\$93,000.00	\$93,000.00
THE BANK OF NEW YORK MELLON, 225 LIBERTY ST., NEW YORK, NY (https://www.google.com/maps/place/225%20LIBERTY%20ST.,NEW%20YORK,NY)	Graph	1	\$130,000.00	\$130,000.00	\$130,000.00	\$130,000.00
AU FAIT TECH INC, 200 VESEY ST., NEW YORK, NY (https://www.google.com/maps/place/200%20VESEY%20ST.,NEW%20YORK,NY)	Graph	2	\$70,000.00	\$65,000.00	\$65,000.00	\$75,000.00
MITCHELL/MARTIN, INC., BANK OF AMERICA, NEW YORK, NY (https://www.google.com/maps/place/BANK%20OF%20AMERICA,NEW%20YORK,NY)	Graph	2	\$111,405.00	\$111,405.00	\$111,405.00	\$111,405.00
COVETIT, INC, 200 VESEY ST, NEW YORK, NY (https://www.google.com/maps/place/200%20VESEY%20ST,NEW%20YORK,NY)	Graph	3	\$84,800.00	\$80,000.00	\$60,000.00	\$114,400.00
INFOSYS LIMITED, 4 WORLD FINANCIAL CENTER, NEW YORK, NY (https://www.google.com/maps/place/4%20WORLD%20FINANCIAL%20CENTER,NEW%20YORK,NY)	Graph	4	\$96,923.00	\$93,892.00	\$84,864.00	\$104,936.00
DELOITTE CONSULTING LLP, 200 NORTH VERSEY STREET, NEW YORK, NY (https://www.google.com/maps/place/200%20NORTH%20VERSEY%20STREET,NEW%20YORK,NY)	Graph	15	\$70,000.00	\$70,000.00	\$70,000.00	\$70,000.00
BANK OF AMERICA N.A., 225 LIBERTY STREET, NEW YORK, NY (https://www.google.com/maps/place/225%20LIBERTY%20STREET,NEW%20YORK,NY)	Graph	24	\$87,021.96	\$86,653.00	\$64,813.00	\$130,000.00
INTRAEDGE, INC., 200 VESEY STREET, NEW YORK, NY (https://www.google.com/maps/place/200%20VESEY%20STREET,NEW%20YORK,NY)	Graph	67	\$83,103.97	\$72,500.00	\$58,240.00	\$124,592.00
Totals	Graph	120	\$83,286.62	\$72,500.00	\$58,240.00	\$130,000.00

Latitude: 40.714981 Longitude: -73.959639

Employer Name/Employer Address	Graph	Count	Mean Wage	Median Wage	Lowest Wage	Highest Wage
THE SWEATSHOP COLLECTIVE LLC, 232 METROPOLITAN AVE, BROOKLYN, NY (https://www.google.com/maps/place/232%20METROPOLITAN%20AVE,BROOKLYN,NY)	Graph	2	\$34,174.40	\$33,280.00	\$33,280.00	\$35,068.80
Totals	Graph	2	\$34,174.40	\$33,280.00	\$33,280.00	\$35,068.80

Employer Name/Worksite Address	Graph	Count	Mean Wage	Median Wage	Lowest Wage	Highest Wage
--------------------------------	-------	-------	-----------	-------------	-------------	--------------

Employer Name/Worksite Address	Graph	Count	Mean Wage	Median Wage	Lowest Wage	Highest Wage
THE SWEATSHOP COLLECTIVE LLC, 232 METROPOLITAN AVENUE, BROOKLYN, NY (https://www.google.com/maps/place/232%20METROPOLITAN%20AVENUE,BROOKLYN,NY)	Graph	2	\$34,174.40	\$33,280.00	\$33,280.00	\$35,068.80
Totals	Graph	2	\$34,174.40	\$33,280.00	\$33,280.00	\$35,068.80

Latitude: 40.715044 Longitude: -73.983936

Employer Name/Worksite Address	Graph	Count	Mean Wage	Median Wage	Lowest Wage	Highest Wage
COMMUNITY ASSISTANCE RESOURCES & EXTENDED SERVICE, INC., 465 GRAND ST., NEW YORK, NY (https://www.google.com/maps/place/465%20GRAND%20ST.,NEW%20YORK,NY)	Graph	1	\$70,000.00	\$70,000.00	\$70,000.00	\$70,000.00
COMMUNITY ASSISTANCE RESOURCES & EXTENDED SERVICE, INC., 465 GRAND ST, NEW YORK, NY (https://www.google.com/maps/place/465%20GRAND%20ST,NEW%20YORK,NY)	Graph	2	\$44,073.60	\$38,147.20	\$38,147.20	\$50,000.00
Totals	Graph	3	\$52,715.73	\$50,000.00	\$38,147.20	\$70,000.00

Employer Name/Worksite Address	Graph	Count	Mean Wage	Median Wage	Lowest Wage	Highest Wage
COMMUNITY ASSISTANCE RESOURCES & EXTENDED SERVICE, INC., 465 GRAND ST., NEW YORK, NY (https://www.google.com/maps/place/465%20GRAND%20ST.,NEW%20YORK,NY)	Graph	1	\$70,000.00	\$70,000.00	\$70,000.00	\$70,000.00
COMMUNITY ASSISTANCE RESOURCES & EXTENDED SERVICE, INC., 465 GRAND ST, NEW YORK, NY (https://www.google.com/maps/place/465%20GRAND%20ST,NEW%20YORK,NY)	Graph	2	\$44,073.60	\$38,147.20	\$38,147.20	\$50,000.00
Totals	Graph	3	\$52,715.73	\$50,000.00	\$38,147.20	\$70,000.00

Latitude: 40.715065 Longitude: -74.0084

Employer Name/Worksite Address	Graph	Count	Mean Wage	Median Wage	Lowest Wage	Highest Wage
B LAB COMPANY, 116 CHAMBERS STREET, NEW YORK, NY (https://www.google.com/maps/place/116%20CHAMBERS%20STREET,NEW%20YORK,NY)	Graph	1	\$70,000.00	\$70,000.00	\$70,000.00	\$70,000.00
Totals	Graph	1	\$70,000.00	\$70,000.00	\$70,000.00	\$70,000.00

Latitude: 40.715067 Longitude: -74.015898

Employer Name/Worksite Address	Graph	Count	Mean Wage	Median Wage	Lowest Wage	Highest Wage
BANK OF AMERICA N.A., 250 VESEY, NEW YORK, NY (https://www.google.com/maps/place/250%20VESEY,NEW%20YORK,NY)	Graph	1	\$160,000.00	\$160,000.00	\$160,000.00	\$160,000.00
Totals	Graph	1	\$160,000.00	\$160,000.00	\$160,000.00	\$160,000.00

Latitude: 40.715067 Longitude: -73.996709

Employer Name/Worksite Address	Graph	Count	Mean Wage	Median Wage	Lowest Wage	Highest Wage
COMPUNNEL SOFTWARE GROUP, INC., 33 BOWERY, NEW YORK, NY (https://www.google.com/maps/place/33%20BOWERY,NEW%20YORK,NY)	Graph	1	\$65,000.00	\$65,000.00	\$65,000.00	\$65,000.00
Totals	Graph	1	\$65,000.00	\$65,000.00	\$65,000.00	\$65,000.00

Latitude: 40.715185 Longitude: -73.992236

Employer Name/Worksite Address	Graph	Count	Mean Wage	Median Wage	Lowest Wage	Highest Wage
CANT TOUCH THIS INC, 64 ALLEN ST, NEW YORK, NY (https://www.google.com/maps/place/64%20ALLEN%20ST,NEW%20YORK,NY)	Graph	1	\$54,000.00	\$54,000.00	\$54,000.00	\$54,000.00

Employer Name/Employer Address	Graph	Count	Mean Wage	Median Wage	Lowest Wage	Highest Wage
IN HOUSE LLC, 64 ALLEN ST, NEW YORK, NY (https://www.google.com/maps/place/64%20ALLEN%20ST,NEW%20YORK,NY)	Graph	1	\$74,480.00	\$74,480.00	\$74,480.00	\$74,480.00
NEW PATTERN GROUP LLC, 64 ALLEN STREET, NEW YORK, NY (https://www.google.com/maps/place/64%20ALLEN%20STREET,NEW%20YORK,NY)	Graph	1	\$120,000.00	\$120,000.00	\$120,000.00	\$120,000.00
Totals	Graph	3	\$82,826.67	\$74,480.00	\$54,000.00	\$120,000.00

Employer Name/Worksite Address	Graph	Count	Mean Wage	Median Wage	Lowest Wage	Highest Wage
NEW PATTERN GROUP LLC, 64 ALLEN STREET, NEW YORK, NY (https://www.google.com/maps/place/64%20ALLEN%20STREET,NEW%20YORK,NY)	Graph	1	\$120,000.00	\$120,000.00	\$120,000.00	\$120,000.00
CANT TOUCH THIS INC, 64 ALLEN ST, NEW YORK, NY (https://www.google.com/maps/place/64%20ALLEN%20ST,NEW%20YORK,NY)	Graph	2	\$64,240.00	\$54,000.00	\$54,000.00	\$74,480.00
Totals	Graph	3	\$82,826.67	\$74,480.00	\$54,000.00	\$120,000.00

Latitude: 40.715195 Longitude: -74.007182

Employer Name/Worksite Address	Graph	Count	Mean Wage	Median Wage	Lowest Wage	Highest Wage
BK PREP, LLC, 77 READE STREET, NEW YORK, NY (https://www.google.com/maps/place/77%20READE%20STREET,NEW%20YORK,NY)	Graph	1	\$46,000.00	\$46,000.00	\$46,000.00	\$46,000.00
Totals	Graph	1	\$46,000.00	\$46,000.00	\$46,000.00	\$46,000.00

Latitude: 40.715195 Longitude: -74.005541

Employer Name/Employer Address	Graph	Count	Mean Wage	Median Wage	Lowest Wage	Highest Wage
GOLDING \$ ASSOCIATES P.L.L.C., 299 BROADWAY, NEW YORK, NY (https://www.google.com/maps/place/299%20BROADWAY,NEW%20YORK,NY)	Graph	1	\$46,009.60	\$46,009.60	\$46,009.60	\$46,009.60
SAVE THE DATE, 299 BROADWAY, NEW YORK, NY (https://www.google.com/maps/place/299%20BROADWAY,NEW%20YORK,NY)	Graph	1	\$50,794.00	\$50,794.00	\$50,794.00	\$50,794.00
YAN WANG LAW GROUP, P.C., 299 BROADWAY, SUITE 1605, NEW YORK, NY (https://www.google.com/maps/place/299%20BROADWAY,%20SUITE%201605,NEW%20YORK,NY)	Graph	1	\$42,000.00	\$42,000.00	\$42,000.00	\$42,000.00
GELL & GELL, 299 BROADWAY, NEW YORK, NY (https://www.google.com/maps/place/299%20BROADWAY,NEW%20YORK,NY)	Graph	2	\$128,284.00	\$88,400.00	\$88,400.00	\$168,168.00
JAMES A. O'MALLEY, P.C., 299 BROADWAY, SUITE 1305, NEW YORK, NY (https://www.google.com/maps/place/299%20BROADWAY,%20SUITE%201305,NEW%20YORK,NY)	Graph	2	\$46,821.00	\$46,821.00	\$46,821.00	\$46,821.00
Totals	Graph	7	\$69,859.09	\$46,821.00	\$42,000.00	\$168,168.00

Employer Name/Worksite Address	Graph	Count	Mean Wage	Median Wage	Lowest Wage	Highest Wage
JAMES A. O'MALLEY, P.C., 299 BROADWAY SUITE 1305, NEW YORK, NY (https://www.google.com/maps/place/299%20BROADWAY%20SUITE%201305,NEW%20YORK,NY)	Graph	1	\$46,821.00	\$46,821.00	\$46,821.00	\$46,821.00
YAN WANG LAW GROUP, P.C., 299 BROADWAY SUITE 1605, NEW YORK, NY (https://www.google.com/maps/place/299%20BROADWAY%20SUITE%201605,NEW%20YORK,NY)	Graph	1	\$42,000.00	\$42,000.00	\$42,000.00	\$42,000.00
GELL & GELL, 299 BROADWAY, NEW YORK, NY (https://www.google.com/maps/place/299%20BROADWAY,NEW%20YORK,NY)	Graph	5	\$80,038.52	\$50,794.00	\$46,009.60	\$168,168.00
Totals	Graph	7	\$69,859.09	\$46,821.00	\$42,000.00	\$168,168.00

Latitude: 40.715247 Longitude: -73.997604

Employer Name/Employer Address	Graph	Count	Mean Wage	Median Wage	Lowest Wage	Highest Wage
VIVI BUBBLE TEA INC, 49 BAYARD ST, NEW YORK, NY (https://www.google.com/maps/place/49%20BAYARD%20ST,NEW%20YORK,NY)	Graph	1	\$52,000.00	\$52,000.00	\$52,000.00	\$52,000.00

Employer Name/Employer Address	Graph	Count	Mean Wage	Median Wage	Lowest Wage	Highest Wage
Totals	Graph	1	\$52,000.00	\$52,000.00	\$52,000.00	\$52,000.00

Employer Name/Worksite Address	Graph	Count	Mean Wage	Median Wage	Lowest Wage	Highest Wage
VIVI BUBBLE TEA INC, 49 BAYARD STREET, NEW YORK, NY (https://www.google.com/maps/place/49%20BAYARD%20STREET,NEW%20YORK,NY)	Graph	1	\$52,000.00	\$52,000.00	\$52,000.00	\$52,000.00
Totals	Graph	1	\$52,000.00	\$52,000.00	\$52,000.00	\$52,000.00

Latitude: 40.715307 Longitude: -73.984352

Employer Name/Employer Address	Graph	Count	Mean Wage	Median Wage	Lowest Wage	Highest Wage
COMPREHENSIVE STAFFING SOLUTIONS LLC, 460 GRAND STREET, NEW YORK, NY (https://www.google.com/maps/place/460%20GRAND%20STREET,NEW%20YORK,NY)	Graph	1	\$65,750.00	\$65,750.00	\$65,750.00	\$65,750.00
Totals	Graph	1	\$65,750.00	\$65,750.00	\$65,750.00	\$65,750.00

Employer Name/Worksite Address	Graph	Count	Mean Wage	Median Wage	Lowest Wage	Highest Wage
COMPREHENSIVE STAFFING SOLUTIONS LLC, 460 GRAND STREET, NEW YORK, NY (https://www.google.com/maps/place/460%20GRAND%20STREET,NEW%20YORK,NY)	Graph	11	\$67,564.18	\$67,745.60	\$65,750.00	\$67,745.60
Totals	Graph	11	\$67,564.18	\$67,745.60	\$65,750.00	\$67,745.60

Latitude: 40.715359 Longitude: -73.793071

Employer Name/Employer Address	Graph	Count	Mean Wage	Median Wage	Lowest Wage	Highest Wage
UNIVERSAL ELECTRONICS & APPLIANCES, 170 08 JAMAICA AVENUE, JAMAICA, NY (https://www.google.com/maps/place/170%2008%20JAMAICA%20AVENUE,JAMAICA,NY)	Graph	1	\$79,768.00	\$79,768.00	\$79,768.00	\$79,768.00
Totals	Graph	1	\$79,768.00	\$79,768.00	\$79,768.00	\$79,768.00

Employer Name/Worksite Address	Graph	Count	Mean Wage	Median Wage	Lowest Wage	Highest Wage
UNIVERSAL ELECTRONICS & APPLIANCES, 170 08 JAMAICA AVENUE, JAMAICA, NY (https://www.google.com/maps/place/170%2008%20JAMAICA%20AVENUE,JAMAICA,NY)	Graph	1	\$79,768.00	\$79,768.00	\$79,768.00	\$79,768.00
Totals	Graph	1	\$79,768.00	\$79,768.00	\$79,768.00	\$79,768.00

Latitude: 40.71537 Longitude: -74.016568

Employer Name/Employer Address	Graph	Count	Mean Wage	Median Wage	Lowest Wage	Highest Wage
BROOKFIELD ASSET MANAGEMENT LLC, 250 VESEY STREET, NEW YORK, NY (https://www.google.com/maps/place/250%20VESEY%20STREET,NEW%20YORK,NY)	Graph	1	\$300,000.00	\$300,000.00	\$300,000.00	\$300,000.00
BROOKFIELD PROPERTIES MANAGEMENT LLC, 250 VESEY STREET, NEW YORK, NY (https://www.google.com/maps/place/250%20VESEY%20STREET,NEW%20YORK,NY)	Graph	1	\$125,000.00	\$125,000.00	\$125,000.00	\$125,000.00
JONES DAY, 250 VESEY STREET, NEW YORK, NY (https://www.google.com/maps/place/250%20VESEY%20STREET,NEW%20YORK,NY)	Graph	1	\$175,344.00	\$175,344.00	\$175,344.00	\$175,344.00
OLAPIC, INC, 250 VESEY STREET, NEW YORK, NY (https://www.google.com/maps/place/250%20VESEY%20STREET,NEW%20YORK,NY)	Graph	1	\$100,000.00	\$100,000.00	\$100,000.00	\$100,000.00
SCOTIA CAPITAL (USA), INC., 250 VESEY ST., NEW YORK, NY (https://www.google.com/maps/place/250%20VESEY%20ST.,NEW%20YORK,NY)	Graph	1	\$125,000.00	\$125,000.00	\$125,000.00	\$125,000.00
SCOTIA CAPITAL (USA), INC., 250 VESEY STREET, NEW YORK, NY (https://www.google.com/maps/place/250%20VESEY%20STREET,NEW%20YORK,NY)	Graph	1	\$90,000.00	\$90,000.00	\$90,000.00	\$90,000.00

Employer Name/Employer Address	Graph	Count	Mean Wage	Median Wage	Lowest Wage	Highest Wage
TECHNOLOGY SERVICES GROUP LLC, 250 VESEY STREET, NEW YORK, NY (https://www.google.com/maps/place/250%20VESEY%20STREET,NEW%20YORK,NY)	Graph	1	\$110,000.00	\$110,000.00	\$110,000.00	\$110,000.00
THE BANK OF NOVA SCOTIA, 250 VESEY ST., NEW YORK, NY (https://www.google.com/maps/place/250%20VESEY%20ST.,NEW%20YORK,NY)	Graph	3	\$105,000.00	\$110,000.00	\$75,000.00	\$130,000.00
BROOKFIELD PROPERTY GROUP LLC, 250 VESEY STREET, NEW YORK, NY (https://www.google.com/maps/place/250%20VESEY%20STREET,NEW%20YORK,NY)	Graph	7	\$172,142.86	\$190,000.00	\$55,000.00	\$265,000.00
THE BANK OF NOVA SCOTIA, 250 VESEY STREET, NEW YORK, NY (https://www.google.com/maps/place/250%20VESEY%20STREET,NEW%20YORK,NY)	Graph	9	\$138,212.71	\$120,020.00	\$114,026.00	\$230,006.40
VOLANT HOLDING, LLC, 250 VESEY STREET, NEW YORK, NY (https://www.google.com/maps/place/250%20VESEY%20STREET,NEW%20YORK,NY)	Graph	9	\$132,222.22	\$135,000.00	\$100,000.00	\$200,000.00
JANE STREET GROUP LLC, 250 VESEY STREET, NEW YORK, NY (https://www.google.com/maps/place/250%20VESEY%20STREET,NEW%20YORK,NY)	Graph	18	\$142,777.78	\$150,000.00	\$70,000.00	\$150,000.00
Totals	Graph	53	\$142,438.84	\$145,000.00	\$55,000.00	\$300,000.00

Employer Name/Worksite Address	Graph	Count	Mean Wage	Median Wage	Lowest Wage	Highest Wage
ACCENTURE LLP, 250 VESEY STREET, NEWYORK, NY (https://www.google.com/maps/place/250%20VESEY%20STREET,NEWYORK,NY)	Graph	1	\$77,400.00	\$77,400.00	\$77,400.00	\$77,400.00
MITCHELL/MARTIN, INC., BANK OF AMERICA, NEW YORK, NY (https://www.google.com/maps/place/BANK%20OF%20AMERICA,NEW%20YORK,NY)	Graph	2	\$125,998.50	\$120,000.00	\$120,000.00	\$131,997.00
IRIS SOFTWARE, INC., 250 VESEY ST, NEW YORK, NY (https://www.google.com/maps/place/250%20VESEY%20ST,NEW%20YORK,NY)	Graph	37	\$106,541.65	\$104,000.00	\$71,000.00	\$300,000.00
MERRILL LYNCH, 250 VESEY ST., NEW YORK, NY (https://www.google.com/maps/place/250%20VESEY%20ST.,NEW%20YORK,NY)	Graph	82	\$94,695.79	\$80,000.00	\$59,000.00	\$165,000.00
BANK OF AMERICA N.A., 250 VESEY STREET, NEW YORK, NY (https://www.google.com/maps/place/250%20VESEY%20STREET,NEW%20YORK,NY)	Graph	84	\$130,194.96	\$125,000.00	\$55,000.00	\$265,000.00
Totals	Graph	206	\$111,518.79	\$104,000.00	\$55,000.00	\$300,000.00

Latitude: 40.71538 Longitude: -74.011253

Employer Name/Employer Address	Graph	Count	Mean Wage	Median Wage	Lowest Wage	Highest Wage
CINCH TECHNOLOGIES, INC., 250 GREENWICH STREET, 10TH FLOOR, NEW YORK, NY (https://www.google.com/maps/place/250%20GREENWICH%20STREET,%2010TH%20FLOOR,NEW%20YORK,NY)	Graph	1	\$80,000.00	\$80,000.00	\$80,000.00	\$80,000.00
HEARTS & SCIENCE LLC, 250 GREENWICH STREET, NEW YORK, NY (https://www.google.com/maps/place/250%20GREENWICH%20STREET,NEW%20YORK,NY)	Graph	1	\$90,000.00	\$90,000.00	\$90,000.00	\$90,000.00
LIFEBEAM INC., 250 GREENWICH STREET, NEW YORK, NY (https://www.google.com/maps/place/250%20GREENWICH%20STREET,NEW%20YORK,NY)	Graph	1	\$100,000.00	\$100,000.00	\$100,000.00	\$100,000.00
LIFEBEAM, INC., 250 GREENWICH ST., NEW YORK, NY (https://www.google.com/maps/place/250%20GREENWICH%20ST.,NEW%20YORK,NY)	Graph	1	\$100,000.00	\$100,000.00	\$100,000.00	\$100,000.00
MOGIMO, INC., 250 GREENWICH STREET, NEW YORK, NY (https://www.google.com/maps/place/250%20GREENWICH%20STREET,NEW%20YORK,NY)	Graph	1	\$85,000.00	\$85,000.00	\$85,000.00	\$85,000.00
Totals	Graph	5	\$91,000.00	\$90,000.00	\$80,000.00	\$100,000.00

Employer Name/Worksite Address	Graph	Count	Mean Wage	Median Wage	Lowest Wage	Highest Wage
CINCH TECHNOLOGIES, INC., 250 GREENWICH STREET, 10TH FLOOR, NEW YORK, NY (https://www.google.com/maps/place/250%20GREENWICH%20STREET,%2010TH%20FLOOR,NEW%20YORK,NY)	Graph	1	\$80,000.00	\$80,000.00	\$80,000.00	\$80,000.00
NATIONWIDE INSURANCE, 250 GREENWICH ST., NEW YORK, NY (https://www.google.com/maps/place/250%20GREENWICH%20ST.,NEW%20YORK,NY)	Graph	1	\$85,000.00	\$85,000.00	\$85,000.00	\$85,000.00
CAPGEMINI AMERICA INC, 250 GREENWICH STREET, MANHATTAN, NY (https://www.google.com/maps/place/250%20GREENWICH%20STREET,MANHATTAN,NY)	Graph	4	\$80,517.00	\$70,221.00	\$70,221.00	\$90,000.00
SYRAINFOTEK LLC, 250 GREENWICH ST, NEW YORK, NY (https://www.google.com/maps/place/250%20GREENWICH%20ST,NEW%20YORK,NY)	Graph	8	\$80,943.38	\$80,000.00	\$63,500.00	\$90,000.00

Employer Name/Worksite Address	Graph	Count	Mean Wage	Median Wage	Lowest Wage	Highest Wage
CAPGEMINI AMERICA, INC. (LEGACY CAPGEMINI FINANCIAL SERVICES, INC.), 250 GREENWICH STREET, NEW YORK, NY (https://www.google.com/maps/place/250%20GREENWICH%20STREET,NEW%20YORK,NY)	Graph	22	\$113,165.00	\$106,475.00	\$71,781.00	\$150,000.00
Totals	Graph	36	\$100,673.47	\$90,813.00	\$63,500.00	\$150,000.00

Latitude: 40.715393 Longitude: -74.015652

Employer Name/Worksite Address	Graph	Count	Mean Wage	Median Wage	Lowest Wage	Highest Wage
ALLIED MILLENIAL PARTNERS, 200 VESEY STREET, NY, NY (https://www.google.com/maps/place/200%20VESEY%20STREET,NY,NY)	Graph	1	\$68,556.80	\$68,556.80	\$68,556.80	\$68,556.80
POPULUS GROUP LLC, 200 VESEY STREET, NEW YORK, NY (https://www.google.com/maps/place/200%20VESEY%20STREET,NEW%20YORK,NY)	Graph	5	\$107,515.20	\$95,000.00	\$72,800.00	\$176,800.00
Totals	Graph	6	\$101,022.13	\$92,976.00	\$68,556.80	\$176,800.00

Latitude: 40.715406 Longitude: -73.956664

Employer Name/Employer Address	Graph	Count	Mean Wage	Median Wage	Lowest Wage	Highest Wage
KEMOKO INC, 211 N. 5TH STREET, SUITE PH, BROOKLYN, NY (https://www.google.com/maps/place/211%20N.%205TH%20STREET,%20SUITE%20PH,BROOKLYN,NY)	Graph	1	\$120,000.00	\$120,000.00	\$120,000.00	\$120,000.00
Totals	Graph	1	\$120,000.00	\$120,000.00	\$120,000.00	\$120,000.00

Employer Name/Worksite Address	Graph	Count	Mean Wage	Median Wage	Lowest Wage	Highest Wage
KEMOKO INC, 211 N. 5TH STREET, SUITE PH, BROOKLYN, NY (https://www.google.com/maps/place/211%20N.%205TH%20STREET,%20SUITE%20PH,BROOKLYN,NY)	Graph	1	\$120,000.00	\$120,000.00	\$120,000.00	\$120,000.00
Totals	Graph	1	\$120,000.00	\$120,000.00	\$120,000.00	\$120,000.00

Latitude: 40.71541 Longitude: -74.005359

Employer Name/Employer Address	Graph	Count	Mean Wage	Median Wage	Lowest Wage	Highest Wage
DEMIDCHIK LAW FIRM, PLLC, 305 BROADWAY, FLOOR 14, SUITE 18, NEW YORK, NY (https://www.google.com/maps/place/305%20BROADWAY,%20FLOOR%2014,%20SUITE%2018,NEW%20YORK,NY)	Graph	1	\$65,749.00	\$65,749.00	\$65,749.00	\$65,749.00
FAHERTY BRAND LLC, 305 BROADWAY #1101, NEW YORK CITY, NY (https://www.google.com/maps/place/305%20BROADWAY%20#1101,NEW%20YORK%20CITY,NY)	Graph	1	\$67,100.80	\$67,100.80	\$67,100.80	\$67,100.80
LANDMARK PROPERTY HOLDINGS LLC, 305 BROADWAY, 7TH FLOOR, NEW YORK, NY (https://www.google.com/maps/place/305%20BROADWAY,%207TH%20FLOOR,NEW%20YORK,NY)	Graph	1	\$46,675.20	\$46,675.20	\$46,675.20	\$46,675.20
LAW OFFICE OF JOAN XIE, P.C., 305 BROADWAY, 14TH FLOOR, NEW YORK, NY (https://www.google.com/maps/place/305%20BROADWAY,%2014TH%20FLOOR,NEW%20YORK,NY)	Graph	1	\$39,520.00	\$39,520.00	\$39,520.00	\$39,520.00
PILOT FIBER, INC., 305 BROADWAY, NEW YORK, NY (https://www.google.com/maps/place/305%20BROADWAY,NEW%20YORK,NY)	Graph	1	\$62,587.00	\$62,587.00	\$62,587.00	\$62,587.00
ZHANG AND ASSOCIATES, P.C., 305 BROADWAY, SUITE 1000, NEW YORK, NY (https://www.google.com/maps/place/305%20BROADWAY,%20SUITE%201000,NEW%20YORK,NY)	Graph	1	\$26,707.20	\$26,707.20	\$26,707.20	\$26,707.20
KULIK LAW FIRM, P. C., 305 BROADWAY, NEW YORK, NY (https://www.google.com/maps/place/305%20BROADWAY,NEW%20YORK,NY)	Graph	2	\$40,000.00	\$40,000.00	\$40,000.00	\$40,000.00
LAW OFFICE OF ADEDAYO O IDOWU, 305 BROADWAY, NEW YORK, NY (https://www.google.com/maps/place/305%20BROADWAY,NEW%20YORK,NY)	Graph	3	\$40,906.67	\$47,840.00	\$27,040.00	\$47,840.00
ZHANG AND ASSOCIATES, P.C., 305 BROADWAY, NEW YORK, NY (https://www.google.com/maps/place/305%20BROADWAY,NEW%20YORK,NY)	Graph	3	\$56,465.07	\$45,843.20	\$41,600.00	\$81,600.00
Totals	Graph	14	\$48,603.89	\$45,843.20	\$26,707.20	\$81,600.00

Employer Name/Worksite Address	Graph	Count	Mean Wage	Median Wage	Lowest Wage	Highest Wage
--------------------------------	-------	-------	-----------	-------------	-------------	--------------

Employer Name/Worksite Address	Graph	Count	Mean Wage	Median Wage	Lowest Wage	Highest Wage
DEMIDCHIK LAW FIRM, PLLC, 305 BROADWAY, FLOOR 14, SUITE 18, NEW YORK, NY (https://www.google.com/maps/place/305%20BROADWAY,%20FLOOR%2014,%20SUITE%2018,NEW%20YORK,NY)	Graph	1	\$65,749.00	\$65,749.00	\$65,749.00	\$65,749.00
FAHERTY BRAND LLC, 305 BROADWAY #1101, NEW YORK CITY, NY (https://www.google.com/maps/place/305%20BROADWAY,%20#1101,NEW%20YORK%20CITY,NY)	Graph	1	\$67,100.80	\$67,100.80	\$67,100.80	\$67,100.80
LAW OFFICE OF JOAN XIE, P.C., 305 BROADWAY, FLOOR 14, NEW YORK, NY (https://www.google.com/maps/place/305%20BROADWAY,%20FLOOR%2014,NEW%20YORK,NY)	Graph	1	\$39,520.00	\$39,520.00	\$39,520.00	\$39,520.00
ZHANG AND ASSOCIATES, P.C., 305 BROADWAY, SUITE 1000, NEW YORK, NY (https://www.google.com/maps/place/305%20BROADWAY,%20SUITE%201000,NEW%20YORK,NY)	Graph	1	\$26,707.20	\$26,707.20	\$26,707.20	\$26,707.20
LANDMARK PROPERTY HOLDINGS LLC, 305 BROADWAY, 7TH FLOOR, NEW YORK, NY (https://www.google.com/maps/place/305%20BROADWAY,%207TH%20FLOOR,NEW%20YORK,NY)	Graph	2	\$46,675.20	\$46,675.20	\$46,675.20	\$46,675.20
KULIK LAW FIRM, P. C., 305 BROADWAY, NEW YORK, NY (https://www.google.com/maps/place/305%20BROADWAY,NEW%20YORK,NY)	Graph	8	\$46,514.40	\$41,600.00	\$27,040.00	\$81,000.00
Totals	Graph	14	\$47,467.33	\$45,843.20	\$26,707.20	\$81,000.00

Latitude: 40.715503 Longitude: -74.002697

Employer Name/Employer Address	Graph	Count	Mean Wage	Median Wage	Lowest Wage	Highest Wage
NEW YORK CITY HEALTH AND HOSPITALS CORPORATION, 125 WORTH STREET, NEW YORK, NY (https://www.google.com/maps/place/125%20WORTH%20STREET,NEW%20YORK,NY)	Graph	3	\$93,333.33	\$60,000.00	\$60,000.00	\$160,000.00
Totals	Graph	3	\$93,333.33	\$60,000.00	\$60,000.00	\$160,000.00

Employer Name/Worksite Address	Graph	Count	Mean Wage	Median Wage	Lowest Wage	Highest Wage
POPULUS GROUP LLC, 125 WORTH ST., NEW YORK, NY (https://www.google.com/maps/place/125%20WORTH%20ST.,NEW%20YORK,NY)	Graph	1	\$124,800.00	\$124,800.00	\$124,800.00	\$124,800.00
GOOD SAMARITAN HOSPITAL MEDICAL CENTER, 125 WORTH STREET, NEW YORK, NY (https://www.google.com/maps/place/125%20WORTH%20STREET,NEW%20YORK,NY)	Graph	5	\$89,944.00	\$60,000.00	\$58,860.00	\$160,000.00
Totals	Graph	6	\$95,753.33	\$60,000.00	\$58,860.00	\$160,000.00

Latitude: 40.715529 Longitude: -73.993745

Employer Name/Employer Address	Graph	Count	Mean Wage	Median Wage	Lowest Wage	Highest Wage
WATSON DESIGN LLC, 99 CANAL STREET, NEW YORK, NY (https://www.google.com/maps/place/99%20CANAL%20STREET,NEW%20YORK,NY)	Graph	1	\$45,000.00	\$45,000.00	\$45,000.00	\$45,000.00
Totals	Graph	1	\$45,000.00	\$45,000.00	\$45,000.00	\$45,000.00

Employer Name/Worksite Address	Graph	Count	Mean Wage	Median Wage	Lowest Wage	Highest Wage
WATSON DESIGN LLC, 99 CANAL STREET, NEW YORK, NY (https://www.google.com/maps/place/99%20CANAL%20STREET,NEW%20YORK,NY)	Graph	1	\$45,000.00	\$45,000.00	\$45,000.00	\$45,000.00
Totals	Graph	1	\$45,000.00	\$45,000.00	\$45,000.00	\$45,000.00

Latitude: 40.715591 Longitude: -74.000489

Employer Name/Employer Address	Graph	Count	Mean Wage	Median Wage	Lowest Wage	Highest Wage
NEW YORK COUNTY DA, 1 HOGAN PLACE, NEW YORK, NY (https://www.google.com/maps/place/1%20HOGAN%20PLACE,NEW%20YORK,NY)	Graph	1	\$65,450.00	\$65,450.00	\$65,450.00	\$65,450.00
Totals	Graph	1	\$65,450.00	\$65,450.00	\$65,450.00	\$65,450.00

Employer Name/Worksite Address	Graph	Count	Mean Wage	Median Wage	Lowest Wage	Highest Wage
NEW YORK COUNTY DA, 1 HOGAN PLACE, NEW YORK, NY (https://www.google.com/maps/place/1%20HOGAN%20PLACE,NEW%20YORK,NY)	Graph	1	\$65,450.00	\$65,450.00	\$65,450.00	\$65,450.00
Totals	Graph	1	\$65,450.00	\$65,450.00	\$65,450.00	\$65,450.00

Latitude: 40.715622 Longitude: -73.768484

Employer Name/Worksite Address	Graph	Count	Mean Wage	Median Wage	Lowest Wage	Highest Wage
THERADYNAMICS REHAB MANAGEMENT, LLC, HILLSIDE MANOR CHHA, LLC, HOLLIS, NY (https://www.google.com/maps/place/HILLSIDE%20MANOR%20CHHA,%20LLC,HOLLIS,NY)	Graph	1	\$100,000.00	\$100,000.00	\$100,000.00	\$100,000.00
Totals	Graph	1	\$100,000.00	\$100,000.00	\$100,000.00	\$100,000.00

Latitude: 40.715632 Longitude: -73.832791

Employer Name/Employer Address	Graph	Count	Mean Wage	Median Wage	Lowest Wage	Highest Wage
MY IDEAL PROPERTY, INC., 116-55 QUEENS BOULEVARD, FOREST HILLS, NY (https://www.google.com/maps/place/116-55%20QUEENS%20BOULEVARD,FOREST%20HILLS,NY)	Graph	1	\$50,000.00	\$50,000.00	\$50,000.00	\$50,000.00
Totals	Graph	1	\$50,000.00	\$50,000.00	\$50,000.00	\$50,000.00

Employer Name/Worksite Address	Graph	Count	Mean Wage	Median Wage	Lowest Wage	Highest Wage
MY IDEAL PROPERTY, INC., 116-55 QUEENS BOULEVARD, FOREST HILLS, NY (https://www.google.com/maps/place/116-55%20QUEENS%20BOULEVARD,FOREST%20HILLS,NY)	Graph	1	\$50,000.00	\$50,000.00	\$50,000.00	\$50,000.00
Totals	Graph	1	\$50,000.00	\$50,000.00	\$50,000.00	\$50,000.00

Latitude: 40.71566 Longitude: -74.003349

Employer Name/Employer Address	Graph	Count	Mean Wage	Median Wage	Lowest Wage	Highest Wage
LEGAL SERVICES NYC, 40 WORTH STREET, SUITE 606, NEW YORK, NY (https://www.google.com/maps/place/40%20WORTH%20STREET,%20SUITE%20606,NEW%20YORK,NY)	Graph	1	\$134,181.00	\$134,181.00	\$134,181.00	\$134,181.00
MAESA LLC, 40 WORTH STREET, NEW YORK, NY (https://www.google.com/maps/place/40%20WORTH%20STREET,NEW%20YORK,NY)	Graph	1	\$55,000.00	\$55,000.00	\$55,000.00	\$55,000.00
NEW YORK EHEALTH COLLABORATIVE, 40 WORTH STREET, 5TH FLOOR, NEW YORK, NY (https://www.google.com/maps/place/40%20WORTH%20STREET,%205TH%20FLOOR,NEW%20YORK,NY)	Graph	1	\$106,379.00	\$106,379.00	\$106,379.00	\$106,379.00
OFFICE FOR VISUAL INTERACTION, INC., 40 WORTH ST, NEW YORK, NY (https://www.google.com/maps/place/40%20WORTH%20ST,NEW%20YORK,NY)	Graph	1	\$55,000.00	\$55,000.00	\$55,000.00	\$55,000.00
PUBLIC HEALTH SOLUTIONS, 40 WORTH STREET, NEW YORK, NY (https://www.google.com/maps/place/40%20WORTH%20STREET,NEW%20YORK,NY)	Graph	1	\$83,990.40	\$83,990.40	\$83,990.40	\$83,990.40
RICE ARCHITECTURE, P.C., 40 WORTH STREET, NEW YORK, NY (https://www.google.com/maps/place/40%20WORTH%20STREET,NEW%20YORK,NY)	Graph	1	\$50,000.00	\$50,000.00	\$50,000.00	\$50,000.00
ACUMEN FUND, INC., 40 WORTH STREET, NEW YORK, NY (https://www.google.com/maps/place/40%20WORTH%20STREET,NEW%20YORK,NY)	Graph	2	\$61,000.00	\$49,000.00	\$49,000.00	\$73,000.00
CHARITY GLOBAL INC, 40 WORTH STREET, NEW YORK, NY (https://www.google.com/maps/place/40%20WORTH%20STREET,NEW%20YORK,NY)	Graph	2	\$185,000.00	\$185,000.00	\$185,000.00	\$185,000.00
TILLOTSON DESIGN ASSOCIATES, INC, 40 WORTH STREET, NEW YORK, NY (https://www.google.com/maps/place/40%20WORTH%20STREET,NEW%20YORK,NY)	Graph	2	\$80,250.00	\$78,500.00	\$78,500.00	\$82,000.00
Totals	Graph	12	\$94,754.20	\$78,500.00	\$49,000.00	\$185,000.00
Employer Name/Worksite Address	Graph	Count	Mean Wage	Median Wage	Lowest Wage	Highest Wage

Employer Name/Worksite Address	Graph	Count	Mean Wage	Median Wage	Lowest Wage	Highest Wage
NEW YORK EHEALTH COLLABORATIVE, 40 WORTH STREET, 5TH FLOOR, NEW YORK, NY (https://www.google.com/maps/place/40%20WORTH%20STREET,%205TH%20FLOOR,NEW%20YORK,NY)	Graph	1	\$106,379.00	\$106,379.00	\$106,379.00	\$106,379.00
OFFICE FOR VISUAL INTERACTION, INC., 40 WORTH ST, NEW YORK, NY (https://www.google.com/maps/place/40%20WORTH%20ST,NEW%20YORK,NY)	Graph	2	\$70,000.00	\$55,000.00	\$55,000.00	\$85,000.00
CHARITY GLOBAL INC, 40 WORTH STREET, NEW YORK, NY (https://www.google.com/maps/place/40%20WORTH%20STREET,NEW%20YORK,NY)	Graph	13	\$89,656.57	\$78,500.00	\$49,000.00	\$185,000.00
Totals	Graph	16	\$88,244.65	\$78,500.00	\$49,000.00	\$185,000.00

Latitude: 40.715747 Longitude: -74.006384

Employer Name/Worksite Address	Graph	Count	Mean Wage	Median Wage	Lowest Wage	Highest Wage
GE HEALTHCARE ITS USA CORP., 105 DUANE STREET, NEW YORK, NY (https://www.google.com/maps/place/105%20DUANE%20STREET,NEW%20YORK,NY)	Graph	1	\$100,000.00	\$100,000.00	\$100,000.00	\$100,000.00
Totals	Graph	1	\$100,000.00	\$100,000.00	\$100,000.00	\$100,000.00

Latitude: 40.715776 Longitude: -73.998326

Employer Name/Employer Address	Graph	Count	Mean Wage	Median Wage	Lowest Wage	Highest Wage
MOTT STREET OPTICAL, 52 MOTT STREET, NEW YORK, NY (https://www.google.com/maps/place/52%20MOTT%20STREET,NEW%20YORK,NY)	Graph	1	\$46,675.20	\$46,675.20	\$46,675.20	\$46,675.20
Totals	Graph	1	\$46,675.20	\$46,675.20	\$46,675.20	\$46,675.20

Employer Name/Worksite Address	Graph	Count	Mean Wage	Median Wage	Lowest Wage	Highest Wage
MOTT STREET OPTICAL, 52 MOTT STREET, NEW YORK, NY (https://www.google.com/maps/place/52%20MOTT%20STREET,NEW%20YORK,NY)	Graph	1	\$46,675.20	\$46,675.20	\$46,675.20	\$46,675.20
Totals	Graph	1	\$46,675.20	\$46,675.20	\$46,675.20	\$46,675.20

Latitude: 40.715777 Longitude: -73.986207

Employer Name/Employer Address	Graph	Count	Mean Wage	Median Wage	Lowest Wage	Highest Wage
CYCLE INTERACTIVE, LLC., 504 GRAND STREET, B61, NEW YORK, NY (https://www.google.com/maps/place/504%20GRAND%20STREET,%20B61,NEW%20YORK,NY)	Graph	1	\$70,221.00	\$70,221.00	\$70,221.00	\$70,221.00
ENGENDERHEALTH, INC., 440 NINTH AVE, NEW YORK, NY (https://www.google.com/maps/place/440%20NINTH%20AVE,NEW%20YORK,NY)	Graph	1	\$150,000.00	\$150,000.00	\$150,000.00	\$150,000.00
ENGENDERHEALTH, INC., 440 NINTH AVENUE, NEW YORK, NY (https://www.google.com/maps/place/440%20NINTH%20AVENUE,NEW%20YORK,NY)	Graph	1	\$125,000.00	\$125,000.00	\$125,000.00	\$125,000.00
OPEN CHANNELS NEW YORK INC., 161 A CHRYSTIE STREET, NEW YORK, NY (https://www.google.com/maps/place/161%20A%20CHRYSTIE%20STREET,NEW%20YORK,NY)	Graph	1	\$38,771.20	\$38,771.20	\$38,771.20	\$38,771.20
SAFARI SUNDAYS, SAFARI SUNDAYS, NEW YORK, NY (https://www.google.com/maps/place/SAFARI%20SUNDAYS,NEW%20YORK,NY)	Graph	1	\$95,000.00	\$95,000.00	\$95,000.00	\$95,000.00
SOURCED ADVENTURES, INC., 85 DELANCEY ST FL 2, NEW YORK, NY (https://www.google.com/maps/place/85%20DELANCEY%20ST%20FL%202,NEW%20YORK,NY)	Graph	1	\$49,200.00	\$49,200.00	\$49,200.00	\$49,200.00
HOMEPEOPLE CORP, 14 WEST 23RD 5TH FLOOR, NEW YORK, NY (https://www.google.com/maps/place/14%20WEST%2023RD%205TH%20FLOOR,NEW%20YORK,NY)	Graph	2	\$130,000.00	\$130,000.00	\$130,000.00	\$130,000.00
FULTON FAMILY PHARMACY INC, 98 EAST BROADWAY 1ST FL, NEW YORK, NY (https://www.google.com/maps/place/98%20EAST%20BROADWAY%201ST%20FL,NEW%20YORK,NY)	Graph	3	\$47,867.73	\$51,022.40	\$41,558.40	\$51,022.40
Totals	Graph	11	\$84,708.67	\$70,221.00	\$38,771.20	\$150,000.00

Employer Name/Worksite Address	Graph	Count	Mean Wage	Median Wage	Lowest Wage	Highest Wage
--------------------------------	-------	-------	-----------	-------------	-------------	--------------

Employer Name/Worksite Address	Graph	Count	Mean Wage	Median Wage	Lowest Wage
AXELON SERVICES CORP, 44 WALL STREET, 18TH FLOOR, NEW YORK, NY (https://www.google.com/maps/place/44%20WALL%20STREET,%2018TH%20FLOOR,NEW%20YORK,NY)	Graph	1	\$75,000.00	\$75,000.00	\$75,000.00
BARD COLLEGE, BARD HIGH SCHOOL EARLY COLLEGE (BHSEC), NEW YORK, NY (https://www.google.com/maps/place/BARD%20HIGH%20SCHOOL%20EARLY%20COLLEGE%20(BHSEC),NEW%20YORK,NY)	Graph	1	\$61,793.00	\$61,793.00	\$61,793.00
CYBERTEC, INC., 235 EAST 42ND STREET, NEW YORK, NY (https://www.google.com/maps/place/235%20EAST%2042ND%20STREET,NEW%20YORK,NY)	Graph	1	\$70,000.00	\$70,000.00	\$70,000.00
CYCLE INTERACTIVE, LLC., 504 GRAND STREET, B61, NEW YORK, NY (https://www.google.com/maps/place/504%20GRAND%20STREET,%20B61,NEW%20YORK,NY)	Graph	1	\$70,221.00	\$70,221.00	\$70,221.00
DINGO CONTENT INC., 199 ORCHARD ST, NEW YORK, NY (https://www.google.com/maps/place/199%20ORCHARD%20ST,NEW%20YORK,NY)	Graph	1	\$46,779.20	\$46,779.20	\$46,779.20
FANTASIA WORLD INC., 22 WEST 32ND STREET, NEW YORK, NY (https://www.google.com/maps/place/22%20WEST%2032ND%20STREET,NEW%20YORK,NY)	Graph	1	\$64,812.80	\$64,812.80	\$64,812.80
FRONT OF HOUSE, INC, 72 ALLEN ST, NEW YORK CITY, NY (https://www.google.com/maps/place/72%20ALLEN%20ST,NEW%20YORK%20CITY,NY)	Graph	1	\$46,675.00	\$46,675.00	\$46,675.00
FUNCTIONAL LIFE ACHIEVEMENT, INC., E. BROADWAY AREAS, NEW YORK, NY (https://www.google.com/maps/place/E.%20%20BROADWAY%20AREAS,NEW%20YORK,NY)	Graph	1	\$75,000.00	\$75,000.00	\$75,000.00
KOKO ARCHITECTURE AND DESIGN LLC, 38 DELANCEY STREET, 7D, NEW YORK, NY (https://www.google.com/maps/place/38%20DELANCEY%20STREET,%207D,NEW%20YORK,NY)	Graph	1	\$50,000.00	\$50,000.00	\$50,000.00
MASTERCARD INTERNATIONAL INCORPORATED, 114 5TH AVENUE, NEW YORK, NY (https://www.google.com/maps/place/114%205TH%20AVENUE,NEW%20YORK,NY)	Graph	1	\$90,813.00	\$90,813.00	\$90,813.00
OPEN CHANNELS NEW YORK INC., 161 A CHRYSTIE STREET, NEW YORK, NY (https://www.google.com/maps/place/161%20A%20CHRYSTIE%20STREET,NEW%20YORK,NY)	Graph	1	\$38,771.20	\$38,771.20	\$38,771.20
PARAM HEALTHCARE & IT SERVICES, INC, 4 IRVING PLACE, NY, NY (https://www.google.com/maps/place/4%20IRVING%20PLACE,NY,NY)	Graph	1	\$92,768.00	\$92,768.00	\$92,768.00
PENTAGRAM DESIGN INC, 204 FIFTH AVENUE, NEW YORK, NY (https://www.google.com/maps/place/204%20FIFTH%20AVENUE,NEW%20YORK,NY)	Graph	1	\$60,000.00	\$60,000.00	\$60,000.00
Q DEPARTMENT, LLC, 11 VESTRY STREET, NEW YORK, NY (https://www.google.com/maps/place/11%20VESTRY%20STREET,NEW%20YORK,NY)	Graph	1	\$58,614.00	\$58,614.00	\$58,614.00
SOURCED ADVENTURES, INC., 85 DELANCEY ST FL 2, NEW YORK, NY (https://www.google.com/maps/place/85%20DELANCEY%20ST%20FL%202,NEW%20YORK,NY)	Graph	1	\$49,200.00	\$49,200.00	\$49,200.00
THE WILD BUNCH LLC, 27 ORCHARD STREET, NEW YORK, NY (https://www.google.com/maps/place/27%20ORCHARD%20STREET,NEW%20YORK,NY)	Graph	1	\$80,000.00	\$80,000.00	\$80,000.00
YUQING LIN, 119 BOWERY, NEW YORK, NY (https://www.google.com/maps/place/119%20BOWERY,NEW%20YORK,NY)	Graph	1	\$65,748.80	\$65,748.80	\$65,748.80
600730514, 35 EAST BROADWAY, NEW YORK, NY (https://www.google.com/maps/place/35%20EAST%20BROADWAY,NEW%20YORK,NY)	Graph	2	\$95,000.00	\$95,000.00	\$95,000.00
GOLDMAN, SACHS & CO., 200 WEST STREET, NEW YORK, NY (https://www.google.com/maps/place/200%20WEST%20STREET,NEW%20YORK,NY)	Graph	2	\$85,800.00	\$81,600.00	\$81,600.00
HAMILTON-MADISON HOUSE, 36 MONROE STREET, NEW YORK, NY (https://www.google.com/maps/place/36%20MONROE%20STREET,NEW%20YORK,NY)	Graph	2	\$42,750.00	\$42,000.00	\$42,000.00
HOMEPEOPLE CORP, 14 WEST 23RD 5TH FLOOR, NEW YORK, NY (https://www.google.com/maps/place/14%20WEST%2023RD%205TH%20FLOOR,NEW%20YORK,NY)	Graph	2	\$130,000.00	\$130,000.00	\$130,000.00
L & L TRAVEL ENTERPRISES, INC., 87 BOWERY, NEW YORK, NY (https://www.google.com/maps/place/87%20BOWERY,NEW%20YORK,NY)	Graph	2	\$67,402.40	\$55,764.80	\$55,764.80
LEROY STREET STUDIO ARCHITECTURE, D.P.C., LEROY STREET STUDIO ARCHITECTURE, D.P.C., NEW YORK, NY (https://www.google.com/maps/place/LEROY%20STREET%20STUDIO%20ARCHITECTURE,%20D.P.C.,NEW%20YORK,NY)	Graph	2	\$47,570.00	\$47,570.00	\$47,570.00
SENRYO TECHNOLOGIES, 115 5TH AVENUE, NEW YORK CITY, NY (https://www.google.com/maps/place/115%205TH%20AVENUE,NEW%20YORK%20CITY,NY)	Graph	2	\$80,826.50	\$75,000.00	\$75,000.00
FULTON FAMILY PHARMACY INC, 98 EAST BROADWAY 1ST FL, NEW YORK, NY (https://www.google.com/maps/place/98%20EAST%20BROADWAY%201ST%20FL,NEW%20YORK,NY)	Graph	3	\$47,867.73	\$51,022.40	\$41,022.40
Totals	Graph	34	\$68,779.32	\$64,812.80	\$38,771.20

Latitude: 40.715784 Longitude: -74.008156

Employer Name/Employer Address	Graph	Count	Mean Wage	Median Wage	Lowest Wage	Highest Wage
--------------------------------	-------	-------	-----------	-------------	-------------	--------------

Employer Name/Employer Address	Graph	Count	Mean Wage	Median Wage	Lowest Wage	Highest Wage
ROGERS ARCHITECTS PLLC, 100 READE STREET, NEW YORK, NY (https://www.google.com/maps/place/100%20READE%20STREET,NEW%20YORK,NY)	Graph	1	\$51,744.00	\$51,744.00	\$51,744.00	\$51,744.00
Totals	Graph	1	\$51,744.00	\$51,744.00	\$51,744.00	\$51,744.00

Employer Name/Worksite Address	Graph	Count	Mean Wage	Median Wage	Lowest Wage	Highest Wage
ROGERS ARCHITECTS PLLC, 100 READE STREET, NEW YORK, NY (https://www.google.com/maps/place/100%20READE%20STREET,NEW%20YORK,NY)	Graph	1	\$51,744.00	\$51,744.00	\$51,744.00	\$51,744.00
Totals	Graph	1	\$51,744.00	\$51,744.00	\$51,744.00	\$51,744.00

Latitude: 40.71589 Longitude: -73.991868

Employer Name/Employer Address	Graph	Count	Mean Wage	Median Wage	Lowest Wage	Highest Wage
BEAST ENTERPRISES INC, 72 ALLEN STREET, NEW YORK, NY (https://www.google.com/maps/place/72%20ALLEN%20STREET,NEW%20YORK,NY)	Graph	1	\$70,000.00	\$70,000.00	\$70,000.00	\$70,000.00
OKTANA CORPORATION, 72 ALLEN STREET, NEW YORK, NY (https://www.google.com/maps/place/72%20ALLEN%20STREET,NEW%20YORK,NY)	Graph	1	\$120,000.00	\$120,000.00	\$120,000.00	\$120,000.00
Totals	Graph	2	\$95,000.00	\$70,000.00	\$70,000.00	\$120,000.00

Employer Name/Worksite Address	Graph	Count	Mean Wage	Median Wage	Lowest Wage	Highest Wage
PARSEC CLOUD, INC., 72 ALLEN STREET, NEW YORK, NY (https://www.google.com/maps/place/72%20ALLEN%20STREET,NEW%20YORK,NY)	Graph	3	\$96,666.67	\$100,000.00	\$70,000.00	\$120,000.00
Totals	Graph	3	\$96,666.67	\$100,000.00	\$70,000.00	\$120,000.00

Latitude: 40.715924 Longitude: -73.833389

Employer Name/Employer Address	Graph	Count	Mean Wage	Median Wage	Lowest Wage	Highest Wage
CITY EQUITY LLC, 116-16 QUEENS BLVD, FOREST HILLS, NY (https://www.google.com/maps/place/116-16%20QUEENS%20BLVD,FOREST%20HILLS,NY)	Graph	1	\$48,568.00	\$48,568.00	\$48,568.00	\$48,568.00
R & J CAPITAL GROUP LLC, 116-16 QUEENS BLVD, FOREST HILLS, NY (https://www.google.com/maps/place/116-16%20QUEENS%20BLVD,FOREST%20HILLS,NY)	Graph	1	\$88,000.00	\$88,000.00	\$88,000.00	\$88,000.00
Totals	Graph	2	\$68,284.00	\$48,568.00	\$48,568.00	\$88,000.00

Employer Name/Worksite Address	Graph	Count	Mean Wage	Median Wage	Lowest Wage	Highest Wage
CITY EQUITY LLC, 116-16 QUEENS BLVD, FOREST HILLS, NY (https://www.google.com/maps/place/116-16%20QUEENS%20BLVD,FOREST%20HILLS,NY)	Graph	2	\$68,284.00	\$48,568.00	\$48,568.00	\$88,000.00
Totals	Graph	2	\$68,284.00	\$48,568.00	\$48,568.00	\$88,000.00

Latitude: 40.715929 Longitude: -73.41572

Employer Name/Employer Address	Graph	Count	Mean Wage	Median Wage	Lowest Wage	Highest Wage
JC ENTERPRISES DISPLAY FIXTURE CO., INC., 173 ALLEN BLVD, FARMINGDALE, NY (https://www.google.com/maps/place/173%20ALLEN%20BLVD,FARMINGDALE,NY)	Graph	1	\$52,000.00	\$52,000.00	\$52,000.00	\$52,000.00
Totals	Graph	1	\$52,000.00	\$52,000.00	\$52,000.00	\$52,000.00

Employer Name/Worksite Address	Graph	Count	Mean Wage	Median Wage	Lowest Wage	Highest Wage
--------------------------------	-------	-------	-----------	-------------	-------------	--------------

Employer Name/Worksite Address	Graph	Count	Mean Wage	Median Wage	Lowest Wage	Highest Wage
JC ENTERPRISES DISPLAY FIXTURE CO., INC., 173 ALLEN BLVD, FARMINGDALE, NY (https://www.google.com/maps/place/173%20ALLEN%20BLVD,FARMINGDALE,NY)	Graph	1	\$52,000.00	\$52,000.00	\$52,000.00	\$52,000.00
Totals	Graph	1	\$52,000.00	\$52,000.00	\$52,000.00	\$52,000.00

Latitude: 40.715947 Longitude: -74.015119

Employer Name/Worksite Address	Graph	Count	Mean Wage	Median Wage	Lowest Wage	Highest Wage
EPAM SYSTEMS, INC., ONE NORTH END AVENUE, NEW YORK, NY (https://www.google.com/maps/place/ONE%20NORTH%20END%20AVENUE,NEW%20YORK,NY)	Graph	1	\$80,000.00	\$80,000.00	\$80,000.00	\$80,000.00
Totals	Graph	1	\$80,000.00	\$80,000.00	\$80,000.00	\$80,000.00

Latitude: 40.716026 Longitude: -74.004836

Employer Name/Employer Address	Graph	Count	Mean Wage	Median Wage	Lowest Wage	Highest Wage
LAW OFFICE OF JAMES A LOMBARDI PC, 325 BROADWAY, NEW YORK, NY (https://www.google.com/maps/place/325%20BROADWAY,NEW%20YORK,NY)	Graph	1	\$47,840.00	\$47,840.00	\$47,840.00	\$47,840.00
Totals	Graph	1	\$47,840.00	\$47,840.00	\$47,840.00	\$47,840.00

Employer Name/Worksite Address	Graph	Count	Mean Wage	Median Wage	Lowest Wage	Highest Wage
LAW OFFICE OF JAMES A LOMBARDI PC, 325 BROADWAY, NEW YORK, NY (https://www.google.com/maps/place/325%20BROADWAY,NEW%20YORK,NY)	Graph	1	\$47,840.00	\$47,840.00	\$47,840.00	\$47,840.00
Totals	Graph	1	\$47,840.00	\$47,840.00	\$47,840.00	\$47,840.00

Latitude: 40.716027 Longitude: -73.99298

Employer Name/Employer Address	Graph	Count	Mean Wage	Median Wage	Lowest Wage	Highest Wage
PUSHD INC., 50 ELDRIDGE STREET, SUITE 5D, NY (https://www.google.com/maps/place/50%20ELDRIDGE%20STREET,SUITE%205D,NY)	Graph	1	\$72,500.00	\$72,500.00	\$72,500.00	\$72,500.00
WORK-ORDER DESIGN CORP., 50 ELDRIDGE STREET, NEW YORK, NY (https://www.google.com/maps/place/50%20ELDRIDGE%20STREET,NEW%20YORK,NY)	Graph	1	\$56,000.00	\$56,000.00	\$56,000.00	\$56,000.00
Totals	Graph	2	\$64,250.00	\$56,000.00	\$56,000.00	\$72,500.00

Employer Name/Worksite Address	Graph	Count	Mean Wage	Median Wage	Lowest Wage	Highest Wage
PUSHD INC., 50 ELDRIDGE STREET, NEW YORK, NY (https://www.google.com/maps/place/50%20ELDRIDGE%20STREET,NEW%20YORK,NY)	Graph	2	\$64,250.00	\$56,000.00	\$56,000.00	\$72,500.00
Totals	Graph	2	\$64,250.00	\$56,000.00	\$56,000.00	\$72,500.00

Latitude: 40.716036 Longitude: -74.007338

Employer Name/Employer Address	Graph	Count	Mean Wage	Median Wage	Lowest Wage	Highest Wage
MARPILLERO POLLAK ARCHITECTS, 132 DUAN STREET, NEW YORK, NY (https://www.google.com/maps/place/132%20DUAN%20STREET,NEW%20YORK,NY)	Graph	1	\$52,000.00	\$52,000.00	\$52,000.00	\$52,000.00
Totals	Graph	1	\$52,000.00	\$52,000.00	\$52,000.00	\$52,000.00

Employer Name/Worksite Address	Graph	Count	Mean Wage	Median Wage	Lowest Wage	Highest Wage
--------------------------------	-------	-------	-----------	-------------	-------------	--------------

Employer Name/Worksite Address	Graph	Count	Mean Wage	Median Wage	Lowest Wage	Highest Wage
MARPILLERO POLLAK ARCHITECTS, 132 DUAN STREET, NEW YORK, NY (https://www.google.com/maps/place/132%20DUAN%20STREET,NEW%20YORK,NY)	Graph	1	\$52,000.00	\$52,000.00	\$52,000.00	\$52,000.00
Totals	Graph	1	\$52,000.00	\$52,000.00	\$52,000.00	\$52,000.00

Latitude: 40.71606 Longitude: -73.999155

Employer Name/Worksite Address	Graph	Count	Mean Wage	Median Wage	Lowest Wage	Highest Wage
CHINATOWN MANPOWER PROJECT, INC., 70 MULBERRY STREET, NEW YORK, NY (https://www.google.com/maps/place/70%20MULBERRY%20STREET,NEW%20YORK,NY)	Graph	1	\$37,564.80	\$37,564.80	\$37,564.80	\$37,564.80
Totals	Graph	1	\$37,564.80	\$37,564.80	\$37,564.80	\$37,564.80

Employer Name/Worksite Address	Graph	Count	Mean Wage	Median Wage	Lowest Wage	Highest Wage
CHINATOWN MANPOWER PROJECT, INC., 70 MULBERRY STREET, NEW YORK, NY (https://www.google.com/maps/place/70%20MULBERRY%20STREET,NEW%20YORK,NY)	Graph	1	\$37,564.80	\$37,564.80	\$37,564.80	\$37,564.80
Totals	Graph	1	\$37,564.80	\$37,564.80	\$37,564.80	\$37,564.80

Latitude: 40.716061 Longitude: -73.427056

Employer Name/Worksite Address	Graph	Count	Mean Wage	Median Wage	Lowest Wage	Highest Wage
VICOM COMPUTER SERVICES, INC., 400 BROADHOLLOW RD., FARMINGDALE, NY (https://www.google.com/maps/place/400%20BROADHOLLOW%20RD.,FARMINGDALE,NY)	Graph	1	\$60,000.00	\$60,000.00	\$60,000.00	\$60,000.00
VICOM COMPUTER SERVICES, INC., 400 BROADHOLLOW ROAD, FARMINGDALE, NY (https://www.google.com/maps/place/400%20BROADHOLLOW%20ROAD,FARMINGDALE,NY)	Graph	5	\$126,200.00	\$95,000.00	\$70,000.00	\$230,000.00
Totals	Graph	6	\$115,166.67	\$88,000.00	\$60,000.00	\$230,000.00

Employer Name/Worksite Address	Graph	Count	Mean Wage	Median Wage	Lowest Wage	Highest Wage
VICOM COMPUTER SERVICES, INC., 400 BROADHOLLOW ROAD, FARMINGDALE, NY (https://www.google.com/maps/place/400%20BROADHOLLOW%20%20ROAD,FARMINGDALE,NY)	Graph	1	\$70,000.00	\$70,000.00	\$70,000.00	\$70,000.00
VICOM COMPUTER SERVICES, INC., 400 BROADHOLLOW ROAD, FARMINGDALE, NY (https://www.google.com/maps/place/400%20BROADHOLLOW%20ROAD,FARMINGDALE,NY)	Graph	4	\$118,250.00	\$88,000.00	\$60,000.00	\$230,000.00
Totals	Graph	5	\$108,600.00	\$88,000.00	\$60,000.00	\$230,000.00

Latitude: 40.716162 Longitude: -73.739672

Employer Name/Worksite Address	Graph	Count	Mean Wage	Median Wage	Lowest Wage	Highest Wage
MEGA ENGINEERING AND LAND SURVEYING PC, 217-44 98TH STREET, QUEENS VILLAGE, NY (https://www.google.com/maps/place/217-44%2098TH%20STREET,QUEENS%20VILLAGE,NY)	Graph	2	\$78,000.00	\$76,960.00	\$76,960.00	\$79,040.00
Totals	Graph	2	\$78,000.00	\$76,960.00	\$76,960.00	\$79,040.00

Employer Name/Worksite Address	Graph	Count	Mean Wage	Median Wage	Lowest Wage	Highest Wage
MEGA ENGINEERING AND LAND SURVEYING PC, 217-44 98TH STREET, QUEENS VILLAGE, NY (https://www.google.com/maps/place/217-44%2098TH%20STREET,QUEENS%20VILLAGE,NY)	Graph	2	\$78,000.00	\$76,960.00	\$76,960.00	\$79,040.00
Totals	Graph	2	\$78,000.00	\$76,960.00	\$76,960.00	\$79,040.00

Latitude: 40.71621 Longitude: -73.956718

Employer Name/Employer Address	Graph	Count	Mean Wage	Median Wage	Lowest Wage	Highest Wage
ATHLETICS LLC, 210 N. 6TH STREET, BROOKLYN, NY (https://www.google.com/maps/place/210%20N.%206TH%20STREET,BROOKLYN,NY)	Graph	1	\$41,600.00	\$41,600.00	\$41,600.00	\$41,600.00
Totals	Graph	1	\$41,600.00	\$41,600.00	\$41,600.00	\$41,600.00

Employer Name/Worksite Address	Graph	Count	Mean Wage	Median Wage	Lowest Wage	Highest Wage
ATHLETICS LLC, 210 N. 6TH STREET, BROOKLYN, NY (https://www.google.com/maps/place/210%20N.%206TH%20STREET,BROOKLYN,NY)	Graph	1	\$41,600.00	\$41,600.00	\$41,600.00	\$41,600.00
Totals	Graph	1	\$41,600.00	\$41,600.00	\$41,600.00	\$41,600.00

Latitude: 40.716232 Longitude: -74.005855

Employer Name/Worksite Address	Graph	Count	Mean Wage	Median Wage	Lowest Wage	Highest Wage
AT&T SERVICES, INC., 33 THOMAS STREET, NEW YORK, NY (https://www.google.com/maps/place/33%20THOMAS%20STREET,NEW%20YORK,NY)	Graph	1	\$145,000.00	\$145,000.00	\$145,000.00	\$145,000.00
Totals	Graph	1	\$145,000.00	\$145,000.00	\$145,000.00	\$145,000.00

Latitude: 40.716246 Longitude: -74.010681

Employer Name/Employer Address	Graph	Count	Mean Wage	Median Wage	Lowest Wage	Highest Wage
BOROUGH OF MANHATTAN COMMUNITY COLLEGE, 199 CHAMBERS STREET, NEW YORK, NY (https://www.google.com/maps/place/199%20CHAMBERS%20STREET,NEW%20YORK,NY)	Graph	5	\$74,049.60	\$70,663.00	\$61,903.00	\$90,871.00
Totals	Graph	5	\$74,049.60	\$70,663.00	\$61,903.00	\$90,871.00

Employer Name/Worksite Address	Graph	Count	Mean Wage	Median Wage	Lowest Wage	Highest Wage
BOROUGH OF MANHATTAN COMMUNITY COLLEGE, 199 CHAMBERS STREET, NEW YORK, NY (https://www.google.com/maps/place/199%20CHAMBERS%20STREET,NEW%20YORK,NY)	Graph	5	\$74,049.60	\$70,663.00	\$61,903.00	\$90,871.00
Totals	Graph	5	\$74,049.60	\$70,663.00	\$61,903.00	\$90,871.00

Latitude: 40.716382 Longitude: -74.010883

Employer Name/Worksite Address	Graph	Count	Mean Wage	Median Wage	Lowest Wage	Highest Wage
CITIGROUP GLOBAL MARKETS INC., 388-90 GREENWICH ST, NEW YORK, NY (https://www.google.com/maps/place/388-90%20GREENWICH%20ST,NEW%20YORK,NY)	Graph	6	\$85,000.00	\$85,000.00	\$85,000.00	\$85,000.00
CITIGROUP GLOBAL MARKETS INC., 388-90 GREENWICH STREET, NEW YORK, NY (https://www.google.com/maps/place/388-90%20GREENWICH%20STREET,NEW%20YORK,NY)	Graph	12	\$137,750.00	\$125,000.00	\$85,000.00	\$233,000.00
Totals	Graph	18	\$120,166.67	\$85,000.00	\$85,000.00	\$233,000.00

Latitude: 40.716411 Longitude: -74.006686

Employer Name/Worksite Address	Graph	Count	Mean Wage	Median Wage	Lowest Wage	Highest Wage
INFOWEB SYSTEMS INC., 199 CHURCH STREET, NEW YORK, NY (https://www.google.com/maps/place/199%20CHURCH%20STREET,NEW%20YORK,NY)	Graph	1	\$110,000.00	\$110,000.00	\$110,000.00	\$110,000.00
SARAYU CONSULTANTS INC, 199 CHURCH ST., NEW YORK, NY (https://www.google.com/maps/place/199%20CHURCH%20ST.,NEW%20YORK,NY)	Graph	1	\$77,314.00	\$77,314.00	\$77,314.00	\$77,314.00
Totals	Graph	2	\$93,657.00	\$77,314.00	\$77,314.00	\$110,000.00

Latitude: 40.716415 Longitude: -74.034041

Employer Name/Employer Address	Graph	Count	Mean Wage	Median Wage	Lowest Wage	Highest Wage
U.S. TECH SOLUTIONS, INC., 10 EXCHANGE PLACE, JERSEY CITY, NJ (https://www.google.com/maps/place/10%20EXCHANGE%20PLACE,JERSEY%20CITY,NJ)	Graph	2	\$73,500.00	\$71,000.00	\$71,000.00	\$76,000.00
Totals	Graph	2	\$73,500.00	\$71,000.00	\$71,000.00	\$76,000.00

Employer Name/Worksite Address	Graph	Count	Mean Wage	Median Wage	Lowest Wage	Highest Wage
EXLSERVICE.COM, LLC, 10 EXCHANGE PLACE, JERSEY CITY, NY (https://www.google.com/maps/place/10%20EXCHANGE%20PLACE,JERSEY%20CITY,NY)	Graph	220	\$84,761.23	\$86,900.00	\$67,200.00	\$110,718.00
Totals	Graph	220	\$84,761.23	\$86,900.00	\$67,200.00	\$110,718.00

Latitude: 40.716432 Longitude: -73.997921

Employer Name/Employer Address	Graph	Count	Mean Wage	Median Wage	Lowest Wage	Highest Wage
IMPACT DESIGN GROUP, INC., 76 MOTT ST., NEW YORK, NY (https://www.google.com/maps/place/76%20MOTT%20ST.,NEW%20YORK,NY)	Graph	1	\$37,440.00	\$37,440.00	\$37,440.00	\$37,440.00
Totals	Graph	1	\$37,440.00	\$37,440.00	\$37,440.00	\$37,440.00

Employer Name/Worksite Address	Graph	Count	Mean Wage	Median Wage	Lowest Wage	Highest Wage
IMPACT DESIGN GROUP, INC., 76 MOTT STREET, NEW YORK, NY (https://www.google.com/maps/place/76%20MOTT%20STREET,NEW%20YORK,NY)	Graph	1	\$37,440.00	\$37,440.00	\$37,440.00	\$37,440.00
Totals	Graph	1	\$37,440.00	\$37,440.00	\$37,440.00	\$37,440.00

Latitude: 40.716501 Longitude: -73.997878

Employer Name/Employer Address	Graph	Count	Mean Wage	Median Wage	Lowest Wage	Highest Wage
CITYSPADE, 78 MOTT ST., NEW YORK, NY (https://www.google.com/maps/place/78%20MOTT%20ST.,NEW%20YORK,NY)	Graph	1	\$60,000.00	\$60,000.00	\$60,000.00	\$60,000.00
CITYSPADE REALTY INC., 78 MOTT STREET, NEW YORK, NY (https://www.google.com/maps/place/78%20MOTT%20STREET,NEW%20YORK,NY)	Graph	3	\$67,128.67	\$65,749.00	\$55,744.00	\$79,893.00
CITYSPADE INC., 78 MOTT STREET, NEW YORK, NY (https://www.google.com/maps/place/78%20MOTT%20STREET,NEW%20YORK,NY)	Graph	6	\$52,176.77	\$53,060.80	\$38,771.00	\$65,749.00
Totals	Graph	10	\$57,444.66	\$55,744.00	\$38,771.00	\$79,893.00

Employer Name/Worksite Address	Graph	Count	Mean Wage	Median Wage	Lowest Wage	Highest Wage
CITYSPADE, 78 MOTT ST., NEW YORK, NY (https://www.google.com/maps/place/78%20MOTT%20ST.,NEW%20YORK,NY)	Graph	1	\$60,000.00	\$60,000.00	\$60,000.00	\$60,000.00
CITYSPADE REALTY INC., 78 MOTT STREET, NEW YORK, NY (https://www.google.com/maps/place/78%20MOTT%20STREET,NEW%20YORK,NY)	Graph	9	\$57,160.73	\$55,744.00	\$38,771.00	\$79,893.00
Totals	Graph	10	\$57,444.66	\$55,744.00	\$38,771.00	\$79,893.00

Latitude: 40.716501 Longitude: -73.996655

Employer Name/Employer Address	Graph	Count	Mean Wage	Median Wage	Lowest Wage	Highest Wage
SEAQUEEN SWIM LTD., 167 CANAL STREET, NEW YORK, NY (https://www.google.com/maps/place/167%20CANAL%20STREET,NEW%20YORK,NY)	Graph	1	\$71,468.80	\$71,468.80	\$71,468.80	\$71,468.80
Totals	Graph	1	\$71,468.80	\$71,468.80	\$71,468.80	\$71,468.80

Employer Name/Worksite Address	Graph	Count	Mean Wage	Median Wage	Lowest Wage	Highest Wage
SEAQUEEN SWIM LTD., 167 CANAL STREET, NEW YORK, NY (https://www.google.com/maps/place/167%20CANAL%20STREET,NEW%20YORK,NY)	Graph	1	\$71,468.80	\$71,468.80	\$71,468.80	\$71,468.80
Totals	Graph	1	\$71,468.80	\$71,468.80	\$71,468.80	\$71,468.80

Latitude: 40.716515 Longitude: -74.034021

Employer Name/Worksite Address	Graph	Count	Mean Wage	Median Wage	Lowest Wage	Highest Wage
CONSUMER EVALUATION SYSTEMS INC, 101 HUDSTON STREET, JERSEY CITY, NY (https://www.google.com/maps/place/101%20HUDSTON%20STREET,JERSEY%20CITY,NY)	Graph	1	\$125,000.00	\$125,000.00	\$125,000.00	\$125,000.00
Totals	Graph	1	\$125,000.00	\$125,000.00	\$125,000.00	\$125,000.00

Latitude: 40.716532 Longitude: -73.964401

Employer Name/Employer Address	Graph	Count	Mean Wage	Median Wage	Lowest Wage	Highest Wage
TIB DIGITAL INC, 50 N 1ST ST APT PHE, BROOKLYN, NY (https://www.google.com/maps/place/50%20N%201ST%20ST%20APT%20PHE,BROOKLYN,NY)	Graph	1	\$58,240.00	\$58,240.00	\$58,240.00	\$58,240.00
Totals	Graph	1	\$58,240.00	\$58,240.00	\$58,240.00	\$58,240.00

Employer Name/Worksite Address	Graph	Count	Mean Wage	Median Wage	Lowest Wage	Highest Wage
TIB DIGITAL INC, 50 N 1ST ST APT PHE, BROOKLYN, NY (https://www.google.com/maps/place/50%20N%201ST%20ST%20APT%20PHE,BROOKLYN,NY)	Graph	1	\$58,240.00	\$58,240.00	\$58,240.00	\$58,240.00
Totals	Graph	1	\$58,240.00	\$58,240.00	\$58,240.00	\$58,240.00

Latitude: 40.716535 Longitude: -73.996758

Employer Name/Employer Address	Graph	Count	Mean Wage	Median Wage	Lowest Wage	Highest Wage
MOXIE MEDIA GROUP INC., 169 CANAL STREET, NEW YORK, NY (https://www.google.com/maps/place/169%20CANAL%20STREET,NEW%20YORK,NY)	Graph	1	\$75,000.00	\$75,000.00	\$75,000.00	\$75,000.00
Totals	Graph	1	\$75,000.00	\$75,000.00	\$75,000.00	\$75,000.00

Employer Name/Worksite Address	Graph	Count	Mean Wage	Median Wage	Lowest Wage	Highest Wage
MOXIE MEDIA GROUP INC., 169 CANAL STREET, NEW YORK, NY (https://www.google.com/maps/place/169%20CANAL%20STREET,NEW%20YORK,NY)	Graph	1	\$75,000.00	\$75,000.00	\$75,000.00	\$75,000.00
Totals	Graph	1	\$75,000.00	\$75,000.00	\$75,000.00	\$75,000.00

Latitude: 40.716641 Longitude: -74.015292

Employer Name/Worksite Address	Graph	Count	Mean Wage	Median Wage	Lowest Wage	High Wa
BAHA INDUSTRIES CORP., KCG AMERICAS LLC, NEW YORK, NY (https://www.google.com/maps/place/KCG%20AMERICAS%20LLC,NEW%20YORK,NY)	Graph	1	\$130,000.00	\$130,000.00	\$130,000.00	\$130,000.00
BAHA INDUSTRIES CORP., KCG HOLDINGS INC., NEW YORK, NY (https://www.google.com/maps/place/KCG%20HOLDINGS%20INC.,NEW%20YORK,NY)	Graph	1	\$140,000.00	\$140,000.00	\$140,000.00	\$140,000.00
CAPGEMINI AMERICA INC, GOLDMAN SACHS, NEW YORK, NY (https://www.google.com/maps/place/GOLDMAN%20SACHS,NEW%20YORK,NY)	Graph	1	\$75,795.00	\$75,795.00	\$75,795.00	\$75,795.00
COMPTech ASSOCIATES INC., SAPIENT CORPORATION, NEW YORK, NY (https://www.google.com/maps/place/SAPIENT%20CORPORATION,NEW%20YORK,NY)	Graph	1	\$110,000.00	\$110,000.00	\$110,000.00	\$110,000.00

Employer Name/Worksite Address	Graph	Count	Mean Wage	Median Wage	Lowest Wage	Highest Wage
GOLDMAN SACHS BANK USA, 200 WEST STEET, NEW YORK, NY (https://www.google.com/maps/place/200%20WEST%20STEET,NEW%20YORK,NY)	Graph	1	\$85,000.00	\$85,000.00	\$85,000.00	\$85,000.00
R2 TECHNOLOGIES (GA) LLC, 200 W STREET, NEW YORK CITY, NY (https://www.google.com/maps/place/200%20W%20STREET,NEW%20YORK%20CITY,NY)	Graph	1	\$66,560.00	\$66,560.00	\$66,560.00	\$66,560.00
RLGH LLC, 200 WEST NEW YORK, NEW YORK, NY (https://www.google.com/maps/place/200%20WEST%20NEW%20YORK,NEW%20YORK,NY)	Graph	1	\$60,000.00	\$60,000.00	\$60,000.00	\$60,000.00
SYNERZY SOFTWARE SOLUTIONS INC, 200 WEST, NEW YORK, NY (https://www.google.com/maps/place/200%20WEST,NEW%20YORK,NY)	Graph	1	\$60,000.00	\$60,000.00	\$60,000.00	\$60,000.00
TATA CONSULTANCY SERVICES LIMITED, 200 WEST STREET NEW YORK, NEW YORK, NY (https://www.google.com/maps/place/200%20WEST%20STREET%20%20NEW%20YORK,NEW%20YORK,NY)	Graph	1	\$75,795.00	\$75,795.00	\$75,795.00	\$75,795.00
TOWERS WATSON DELWARE INC., 335 MADISON AVENUE, NEW YORK, NY (https://www.google.com/maps/place/335%20MADISON%20AVENUE,NEW%20YORK,NY)	Graph	1	\$71,089.00	\$71,089.00	\$71,089.00	\$71,089.00
BAHA INDUSTRIES CORP., VIRTU FINANCIALS INC., NEW YORK, NY (https://www.google.com/maps/place/VIRTU%20FINANCIALS%20INC.,NEW%20YORK,NY)	Graph	2	\$135,000.00	\$130,000.00	\$130,000.00	\$140,000.00
Totals	Graph	12	\$95,353.25	\$75,795.00	\$60,000.00	\$140,000.00

Latitude: 40.716676 Longitude: -73.993242

Employer Name/Employer Address	Graph	Count	Mean Wage	Median Wage	Lowest Wage	Highest Wage
HESTER STREET COLLABORATIVE INC., 113 HESTER STREET, NEW YORK, NY (https://www.google.com/maps/place/113%20HESTER%20STREET,NEW%20YORK,NY)	Graph	1	\$55,000.00	\$55,000.00	\$55,000.00	\$55,000.00
LEROY STREET STUDIO ARCHITECTURE, D.P.C., 113 HESTER STREET, NEW YORK, NY (https://www.google.com/maps/place/113%20HESTER%20STREET,NEW%20YORK,NY)	Graph	3	\$50,745.33	\$47,570.00	\$47,570.00	\$57,096.00
Totals	Graph	4	\$51,809.00	\$47,570.00	\$47,570.00	\$57,096.00

Employer Name/Worksite Address	Graph	Count	Mean Wage	Median Wage	Lowest Wage	Highest Wage
LEROY STREET STUDIO ARCHITECTURE, D.P.C., 113 HESTER STREET, NEW YORK, NY (https://www.google.com/maps/place/113%20HESTER%20STREET,NEW%20YORK,NY)	Graph	2	\$56,048.00	\$55,000.00	\$55,000.00	\$57,096.00
Totals	Graph	2	\$56,048.00	\$55,000.00	\$55,000.00	\$57,096.00

Latitude: 40.716701 Longitude: -74.006884

Employer Name/Worksite Address	Graph	Count	Mean Wage	Median Wage	Lowest Wage	Highest Wage
CAREER GROUP, INC., 55 THOMAS STREET, NEW YORK CITY, NY (https://www.google.com/maps/place/55%20THOMAS%20STREET,NEW%20YORK%20CITY,NY)	Graph	1	\$62,400.00	\$62,400.00	\$62,400.00	\$62,400.00
SYNERGIA INTERNATIONAL LLC, 55 THOMAS ST., NEW YORK, NY (https://www.google.com/maps/place/55%20THOMAS%20ST.,NEW%20YORK,NY)	Graph	5	\$96,950.00	\$91,000.00	\$91,000.00	\$120,750.00
THE GAP, INC., 55 THOMAS STREET, NEW YORK, NY (https://www.google.com/maps/place/55%20THOMAS%20STREET,NEW%20YORK,NY)	Graph	18	\$78,946.61	\$65,000.00	\$60,000.00	\$125,000.00
Totals	Graph	24	\$82,007.88	\$78,666.00	\$60,000.00	\$125,000.00

Latitude: 40.716741 Longitude: -73.994606

Employer Name/Employer Address	Graph	Count	Mean Wage	Median Wage	Lowest Wage	Highest Wage
OPPERMAN WEISS LLC, 55 CHRYSTIE ST APT 500, NYC, NY (https://www.google.com/maps/place/55%20CHRYSTIE%20ST%20APT%20500,NYC,NY)	Graph	1	\$250,000.00	\$250,000.00	\$250,000.00	\$250,000.00
Totals	Graph	1	\$250,000.00	\$250,000.00	\$250,000.00	\$250,000.00

Employer Name/Worksite Address	Graph	Count	Mean Wage	Median Wage	Lowest Wage	Highest Wage
--------------------------------	-------	-------	-----------	-------------	-------------	--------------

Employer Name/Worksite Address	Graph	Count	Mean Wage	Median Wage	Lowest Wage	Highest Wage
OPPERMAN WEISS LLC, 55 CHRYSTIE ST APT 500, NYC, NY (https://www.google.com/maps/place/55%20CHRYSTIE%20ST%20APT%20500,NYC,NY)	Graph	1	\$250,000.00	\$250,000.00	\$250,000.00	\$250,000.00
Totals	Graph	1	\$250,000.00	\$250,000.00	\$250,000.00	\$250,000.00

Latitude: 40.716775 Longitude: -74.008146

Employer Name/Employer Address	Graph	Count	Mean Wage	Median Wage	Lowest Wage	Highest Wage
AUDREY MATLOCK ARCHITECT, 141 WEST BROADWAY, NEW YORK, NY (https://www.google.com/maps/place/141%20WEST%20BROADWAY,NEW%20YORK,NY)	Graph	1	\$40,000.00	\$40,000.00	\$40,000.00	\$40,000.00
ONSITE PROJECT CONSULTING LLC, 141 WEST BROADWAY 2ND FLR, NEW YORK, NY (https://www.google.com/maps/place/141%20WEST%20BROADWAY%202ND%20FLR,NEW%20YORK,NY)	Graph	1	\$39,000.00	\$39,000.00	\$39,000.00	\$39,000.00
ONSITE PROJECT CONSULTING LLC, 141 WEST BROADWAY, 2ND FLR, NEW YORK, NY (https://www.google.com/maps/place/141%20WEST%20BROADWAY,%202ND%20FLR,NEW%20YORK,NY)	Graph	2	\$54,808.00	\$54,808.00	\$54,808.00	\$54,808.00
Totals	Graph	4	\$47,154.00	\$40,000.00	\$39,000.00	\$54,808.00

Employer Name/Worksite Address	Graph	Count	Mean Wage	Median Wage	Lowest Wage	Highest Wage
AUDREY MATLOCK ARCHITECT, 141 WEST BROADWAY, NEW YORK, NY (https://www.google.com/maps/place/141%20WEST%20BROADWAY,NEW%20YORK,NY)	Graph	1	\$40,000.00	\$40,000.00	\$40,000.00	\$40,000.00
ONSITE PROJECT CONSULTING LLC, 141 WEST BROADWAY, 2ND FLR, NEW YORK, NY (https://www.google.com/maps/place/141%20WEST%20BROADWAY,%202ND%20FLR,NEW%20YORK,NY)	Graph	3	\$49,538.67	\$54,808.00	\$39,000.00	\$54,808.00
Totals	Graph	4	\$47,154.00	\$40,000.00	\$39,000.00	\$54,808.00

Latitude: 40.716825 Longitude: -73.921186

Employer Name/Employer Address	Graph	Count	Mean Wage	Median Wage	Lowest Wage	Highest Wage
GRAND BK CORP., 47-08 GRAND AVENUE, MASPETH, NY (https://www.google.com/maps/place/47-08%20GRAND%20AVENUE,MA SPETH,NY)	Graph	17	\$60,674.82	\$58,240.00	\$47,382.40	\$77,105.60
Totals	Graph	17	\$60,674.82	\$58,240.00	\$47,382.40	\$77,105.60

Employer Name/Worksite Address	Graph	Count	Mean Wage	Median Wage	Lowest Wage	Highest Wage
GRAND BK CORP., 47-08 GRAND AVENUE, MASPETH, NY (https://www.google.com/maps/place/47-08%20GRAND%20AVENUE,MA SPETH,NY)	Graph	17	\$60,674.82	\$58,240.00	\$47,382.40	\$77,105.60
Totals	Graph	17	\$60,674.82	\$58,240.00	\$47,382.40	\$77,105.60

Latitude: 40.716852 Longitude: -73.995609

Employer Name/Employer Address	Graph	Count	Mean Wage	Median Wage	Lowest Wage	Highest Wage
EAST COAST HOLIDAYS, INC., 87 BOWERY, NEW YORK, NY (https://www.google.com/maps/place/87%20BOWERY,NEW%20YORK,NY)	Graph	1	\$71,780.80	\$71,780.80	\$71,780.80	\$71,780.80
L & L TRAVEL ENTERPRISES, INC., 87 BOWERY, NEW YORK, NY (https://www.google.com/maps/place/87%20BOWERY,NEW%20YORK,NY)	Graph	3	\$70,324.80	\$76,169.60	\$55,764.80	\$79,040.00
Totals	Graph	4	\$70,688.80	\$71,780.80	\$55,764.80	\$79,040.00

Employer Name/Worksite Address	Graph	Count	Mean Wage	Median Wage	Lowest Wage	Highest Wage
WORLD JOURNAL LLC, 87 BOWERY STREET, NEW YORK, NY (https://www.google.com/maps/place/87%20BOWERY%20STREET,NEW%20YORK,NY)	Graph	1	\$32,400.00	\$32,400.00	\$32,400.00	\$32,400.00

Employer Name/Worksite Address	Graph	Count	Mean Wage	Median Wage	Lowest Wage	Highest Wage
WORLD JOURNAL LLC, 87 BOWERY STREET, SUITE 402, NEW YORK, NY (https://www.google.com/maps/place/87%20BOWERY%20STREET,%20SUITE%20402,NEW%20YORK,NY)	Graph	1	\$32,400.00	\$32,400.00	\$32,400.00	\$32,400.00
EAST COAST HOLIDAYS, INC., 87 BOWERY, NEW YORK, NY (https://www.google.com/maps/place/87%20BOWERY,NEW%20YORK,NY)	Graph	2	\$73,975.20	\$71,780.80	\$71,780.80	\$76,169.60
Totals	Graph	4	\$53,187.60	\$32,400.00	\$32,400.00	\$76,169.60

Latitude: 40.71686 Longitude: -74.00205

Employer Name/Employer Address	Graph	Count	Mean Wage	Median Wage	Lowest Wage	Highest Wage
ANDERSON HOPKINS INC., 70 LAFAYETTE ST, NEW YORK, NY (https://www.google.com/maps/place/70%20LAFAYETTE%20ST,NEW%20YORK,NY)	Graph	1	\$55,000.00	\$55,000.00	\$55,000.00	\$55,000.00
Totals	Graph	1	\$55,000.00	\$55,000.00	\$55,000.00	\$55,000.00

Employer Name/Worksite Address	Graph	Count	Mean Wage	Median Wage	Lowest Wage	Highest Wage
ANDERSON HOPKINS INC., 70 LAFAYETTE ST, NEW YORK, NY (https://www.google.com/maps/place/70%20LAFAYETTE%20ST,NEW%20YORK,NY)	Graph	1	\$55,000.00	\$55,000.00	\$55,000.00	\$55,000.00
Totals	Graph	1	\$55,000.00	\$55,000.00	\$55,000.00	\$55,000.00

Latitude: 40.716877 Longitude: -73.965507

Employer Name/Worksite Address	Graph	Count	Mean Wage	Median Wage	Lowest Wage	Highest Wage
ARTICLE 22, LLC, 240 KENT AVENUE, SUITE 3A4A, BROOKLYN, NY (https://www.google.com/maps/place/240%20KENT%20AVENUE,%20SUITE%203A4A,BROOKLYN,NY)	Graph	1	\$70,000.00	\$70,000.00	\$70,000.00	\$70,000.00
Totals	Graph	1	\$70,000.00	\$70,000.00	\$70,000.00	\$70,000.00

Latitude: 40.716915 Longitude: -74.003902

Employer Name/Worksite Address	Graph	Count	Mean Wage	Median Wage	Lowest Wage	Highest Wage
ASHNU INTERNATIONAL INC., 350 BROADWAY, NEW YORK, NY (https://www.google.com/maps/place/350%20BROADWAY,NEW%20YORK,NY)	Graph	1	\$60,000.00	\$60,000.00	\$60,000.00	\$60,000.00
Totals	Graph	1	\$60,000.00	\$60,000.00	\$60,000.00	\$60,000.00

Latitude: 40.716919 Longitude: -73.997865

Employer Name/Employer Address	Graph	Count	Mean Wage	Median Wage	Lowest Wage	Highest Wage
CHINATOWN COMMUNITY MEDICAL P.C., 185 CANAL STREET STE 506, NEW YORK, NY (https://www.google.com/maps/place/185%20CANAL%20STREET%20STE%20506,NEW%20YORK,NY)	Graph	1	\$100,000.00	\$100,000.00	\$100,000.00	\$100,000.00
Totals	Graph	1	\$100,000.00	\$100,000.00	\$100,000.00	\$100,000.00

Employer Name/Worksite Address	Graph	Count	Mean Wage	Median Wage	Lowest Wage	Highest Wage
CHINATOWN COMMUNITY MEDICAL P.C., 185 CANAL STREET STE 506, NEW YORK, NY (https://www.google.com/maps/place/185%20CANAL%20STREET%20STE%20506,NEW%20YORK,NY)	Graph	1	\$100,000.00	\$100,000.00	\$100,000.00	\$100,000.00
Totals	Graph	1	\$100,000.00	\$100,000.00	\$100,000.00	\$100,000.00

Latitude: 40.71698 Longitude: -74.042334

Employer Name/Worksite Address	Graph	Count	Mean Wage	Median Wage	Lowest Wage	Highest Wage
VIRTUSA CORPORATION, 280 MARIN BLVD, JERSEY CITY, NY (https://www.google.com/maps/place/280%20MARIN%20BLVD,JERSEY%20CITY,NY)	Graph	1	\$101,761.00	\$101,761.00	\$101,761.00	\$101,761.00
Totals	Graph	1	\$101,761.00	\$101,761.00	\$101,761.00	\$101,761.00

Latitude: 40.716991 Longitude: -73.995679

Employer Name/Employer Address	Graph	Count	Mean Wage	Median Wage	Lowest Wage	Highest Wage
CHINESE COMMUNITY ACCOUNTABLE CARE ORGANIZATION, INC., 80 BOWERY, NEW YORK, NY (https://www.google.com/maps/place/80%20BOWERY,NEW%20YORK,NY)	Graph	1	\$49,000.00	\$49,000.00	\$49,000.00	\$49,000.00
Totals	Graph	1	\$49,000.00	\$49,000.00	\$49,000.00	\$49,000.00

Employer Name/Worksite Address	Graph	Count	Mean Wage	Median Wage	Lowest Wage	Highest Wage
CHINESE COMMUNITY ACCOUNTABLE CARE ORGANIZATION, INC., 80 BOWERY, NEW YORK, NY (https://www.google.com/maps/place/80%20BOWERY,NEW%20YORK,NY)	Graph	1	\$49,000.00	\$49,000.00	\$49,000.00	\$49,000.00
Totals	Graph	1	\$49,000.00	\$49,000.00	\$49,000.00	\$49,000.00

Latitude: 40.716994 Longitude: -73.998487

Employer Name/Employer Address	Graph	Count	Mean Wage	Median Wage	Lowest Wage	Highest Wage
CAIPA SOCIAL DAYCARE CENTER LLC, 202 CANAL ST., NEW YORK, NY (https://www.google.com/maps/place/202%20CANAL%20ST.,NEW%20YORK,NY)	Graph	1	\$43,451.00	\$43,451.00	\$43,451.00	\$43,451.00
CHINESE AMERICAN INDEPENDENT PRACTICE ASSOCIATION, 202 CANAL STREET, SUITE 500, NEW YORK, NY (https://www.google.com/maps/place/202%20CANAL%20STREET,%20SUITE%20500,NEW%20YORK,NY)	Graph	1	\$75,750.00	\$75,750.00	\$75,750.00	\$75,750.00
LAW OFFICE OF ERIC Y. ZHENG PC, 202 CANAL STREET, SUITE 603, NEW YORK, NY (https://www.google.com/maps/place/202%20CANAL%20STREET,%20SUITE%20603,NEW%20YORK,NY)	Graph	1	\$46,000.00	\$46,000.00	\$46,000.00	\$46,000.00
Totals	Graph	3	\$55,067.00	\$46,000.00	\$43,451.00	\$75,750.00

Employer Name/Worksite Address	Graph	Count	Mean Wage	Median Wage	Lowest Wage	Highest Wage
CHINESE AMERICAN INDEPENDENT PRACTICE ASSOCIATION, 202 CANAL STREET, SUITE 500, NEW YORK, NY (https://www.google.com/maps/place/202%20CANAL%20STREET,%20SUITE%20500,NEW%20YORK,NY)	Graph	1	\$75,750.00	\$75,750.00	\$75,750.00	\$75,750.00
LAW OFFICE OF ERIC Y. ZHENG PC, 202 CANAL STREET, SUITE 603, NEW YORK, NY (https://www.google.com/maps/place/202%20CANAL%20STREET,%20SUITE%20603,NEW%20YORK,NY)	Graph	1	\$46,000.00	\$46,000.00	\$46,000.00	\$46,000.00
Totals	Graph	2	\$60,875.00	\$46,000.00	\$46,000.00	\$75,750.00

Latitude: 40.717049 Longitude: -73.768576

Employer Name/Worksite Address	Graph	Count	Mean Wage	Median Wage	Lowest Wage	Highest Wage
RITECARE MEDICAL OFFICE PC, 196-22, HILLSIDE AVE, HOLLIS, NY (https://www.google.com/maps/place/196-22,%20HILLSIDE%20AVE,HOLLIS,NY)	Graph	4	\$92,350.00	\$75,000.00	\$43,000.00	\$166,400.00
Totals	Graph	4	\$92,350.00	\$75,000.00	\$43,000.00	\$166,400.00

Latitude: 40.717071 Longitude: -73.996576

Employer Name/Employer Address	Graph	Count	Mean Wage	Median Wage	Lowest Wage	Highest Wage
FAMILY NEW YORK LLC, 49-51 ELIZABETH ST, NEW YORK, NY (https://www.google.com/maps/place/49-51%20ELIZABETH%20ST,NEW%20YORK,NY)	Graph	1	\$56,000.00	\$56,000.00	\$56,000.00	\$56,000.00

Employer Name/Employer Address	Graph	Count	Mean Wage	Median Wage	Lowest Wage	Highest Wage
Totals	Graph	1	\$56,000.00	\$56,000.00	\$56,000.00	\$56,000.00

Employer Name/Worksite Address	Graph	Count	Mean Wage	Median Wage	Lowest Wage	Highest Wage
FAMILY NEW YORK LLC, 49-51 ELIZABETH ST, NEW YORK, NY (https://www.google.com/maps/place/49-51%20ELIZABETH%20ST,NEW%20YORK,NY)	Graph	1	\$56,000.00	\$56,000.00	\$56,000.00	\$56,000.00
Totals	Graph	1	\$56,000.00	\$56,000.00	\$56,000.00	\$56,000.00

Latitude: 40.717143 Longitude: -74.000734

Employer Name/Worksite Address	Graph	Count	Mean Wage	Median Wage	Lowest Wage
ANIRA SOLUTIONS INC, 137 CENTRE STREET, 3RD FLOOR, NEW YORK CITY, NY (https://www.google.com/maps/place/137%20CENTRE%20STREET,%203RD%20FLOOR,NEW%20YORK%20CITY,NY)	Graph	1	\$76,000.00	\$76,000.00	\$76,000.00
COMPUNNEL SOFTWARE GROUP, INC., 137 CENTRE ST, NEW YORK, NY (https://www.google.com/maps/place/137%20CENTRE%20ST,NEW%20YORK,NY)	Graph	1	\$80,900.00	\$80,900.00	\$80,900.00
SITA CORP, 137 CENTRE STREET, NEW YORK CITY, NY (https://www.google.com/maps/place/137%20CENTRE%20STREET,NEW%20YORK%20CITY,NY)	Graph	1	\$57,000.00	\$57,000.00	\$57,000.00
PARAM HEALTHCARE & IT SERVICES, INC, 137 CENTRE STREET, NEW YORK, NY (https://www.google.com/maps/place/137%20CENTRE%20STREET,NEW%20YORK,NY)	Graph	2	\$87,955.00	\$55,910.00	\$55,910.00
Totals	Graph	5	\$77,962.00	\$76,000.00	\$55,910.00

Latitude: 40.717162 Longitude: -73.96097

Employer Name/Employer Address	Graph	Count	Mean Wage	Median Wage	Lowest Wage	Highest Wage
MISH GURU US, INC., 134 NORTH 4TH STREET, BROOKLYN, NY (https://www.google.com/maps/place/134%20NORTH%204TH%20STREET,BROOKLYN,NY)	Graph	1	\$58,198.00	\$58,198.00	\$58,198.00	\$58,198.00
TEACHABLE, INC., 134 N 4TH STREET, BROOKLYN, NY (https://www.google.com/maps/place/134%20N%204TH%20STREET,BROOKLYN,NY)	Graph	1	\$125,000.00	\$125,000.00	\$125,000.00	\$125,000.00
JACKPOCKET INC, 134 NORTH 4TH STREET, BROOKLYN, NY (https://www.google.com/maps/place/134%20NORTH%204TH%20STREET,BROOKLYN,NY)	Graph	2	\$67,704.00	\$52,707.20	\$52,707.20	\$82,700.80
Totals	Graph	4	\$79,651.50	\$58,198.00	\$52,707.20	\$125,000.00

Employer Name/Worksite Address	Graph	Count	Mean Wage	Median Wage	Lowest Wage	Highest Wage
JACKPOCKET INC, 134 NORTH 4TH STREET, BROOKLYN, NY (https://www.google.com/maps/place/134%20NORTH%204TH%20STREET,BROOKLYN,NY)	Graph	3	\$64,535.33	\$58,198.00	\$52,707.20	\$82,700.80
AIRSERVICE DIGITAL USA, INC., 134 N 4TH STREET, BROOKLYN, NY (https://www.google.com/maps/place/134%20N%204TH%20STREET,BROOKLYN,NY)	Graph	8	\$120,740.56	\$110,000.00	\$96,000.00	\$155,000.00
Totals	Graph	11	\$105,411.86	\$110,000.00	\$52,707.20	\$155,000.00

Latitude: 40.717185 Longitude: -73.997455

Employer Name/Employer Address	Graph	Count	Mean Wage	Median Wage	Lowest Wage	Highest Wage
C.I.L. INSURANCE AGENCY, INC., 98 MOTT STREET, NEW YORK, NY (https://www.google.com/maps/place/98%20MOTT%20STREET,NEW%20YORK,NY)	Graph	1	\$52,000.00	\$52,000.00	\$52,000.00	\$52,000.00
Totals	Graph	1	\$52,000.00	\$52,000.00	\$52,000.00	\$52,000.00

Employer Name/Worksite Address	Graph	Count	Mean Wage	Median Wage	Lowest Wage	Highest Wage
--------------------------------	-------	-------	-----------	-------------	-------------	--------------

Employer Name/Worksite Address	Graph	Count	Mean Wage	Median Wage	Lowest Wage	Highest Wage
C.L. INSURANCE AGENCY, INC., 98 MOTT STREET, NEW YORK, NY (https://www.google.com/maps/place/98%20MOTT%20STREET,NEW%20YORK,NY)	Graph	1	\$52,000.00	\$52,000.00	\$52,000.00	\$52,000.00
Totals	Graph	1	\$52,000.00	\$52,000.00	\$52,000.00	\$52,000.00

Latitude: 40.717188 Longitude: -73.413011

Employer Name/Worksite Address	Graph	Count	Mean Wage	Median Wage	Lowest Wage	Highest Wage
ITC INFOTECH (USA), INC., 1 ADAMS BLVD, FARMINGDALE, NY (https://www.google.com/maps/place/1%20ADAMS%20BLVD,FARMINGDALE,NY)	Graph	1	\$108,600.00	\$108,600.00	\$108,600.00	\$108,600.00
Totals	Graph	1	\$108,600.00	\$108,600.00	\$108,600.00	\$108,600.00

Latitude: 40.717194 Longitude: -73.962602

Employer Name/Employer Address	Graph	Count	Mean Wage	Median Wage	Lowest Wage	Highest Wage
CREME /JUN AIZAKI ARCHITECTURE & DESIGN DPC, 85 NORTH 3RD STREET, BROOKLYN, NY (https://www.google.com/maps/place/85%20NORTH%203RD%20STREET,BROOKLYN,NY)	Graph	1	\$50,000.00	\$50,000.00	\$50,000.00	\$50,000.00
CREME/JUN AIZAKI ARCHITECTURE & DESIGN D.P.C, 85 NORTH 3RD STREET, SUITE 110, BROOKLYN, NY (https://www.google.com/maps/place/85%20NORTH%203RD%20STREET,%20SUITE%20110,BROOKLYN,NY)	Graph	1	\$39,957.00	\$39,957.00	\$39,957.00	\$39,957.00
Totals	Graph	2	\$44,978.50	\$39,957.00	\$39,957.00	\$50,000.00

Employer Name/Worksite Address	Graph	Count	Mean Wage	Median Wage	Lowest Wage	Highest Wage
CREME /JUN AIZAKI ARCHITECTURE & DESIGN DPC, 85 NORTH 3RD STREET, BROOKLYN, NY (https://www.google.com/maps/place/85%20NORTH%203RD%20STREET,BROOKLYN,NY)	Graph	1	\$50,000.00	\$50,000.00	\$50,000.00	\$50,000.00
CREME/JUN AIZAKI ARCHITECTURE & DESIGN D.P.C, 85 NORTH 3RD STREET, SUITE 110, BROOKLYN, NY (https://www.google.com/maps/place/85%20NORTH%203RD%20STREET,%20SUITE%20110,BROOKLYN,NY)	Graph	1	\$39,957.00	\$39,957.00	\$39,957.00	\$39,957.00
Totals	Graph	2	\$44,978.50	\$39,957.00	\$39,957.00	\$50,000.00

Latitude: 40.717229 Longitude: -74.000666

Employer Name/Employer Address	Graph	Count	Mean Wage	Median Wage	Lowest Wage	Highest Wage
NG MEDICAL PLLC, 139 CENTRE STREET, NEW YORK, NY (https://www.google.com/maps/place/139%20CENTRE%20STREET,NEW%20YORK,NY)	Graph	1	\$390,000.00	\$390,000.00	\$390,000.00	\$390,000.00
WELLINGTON PHYSICAL THERAPY AND ACUPUNCTURE PLLC, 139 CENTRE STREET, NEW YORK, NY (https://www.google.com/maps/place/139%20CENTRE%20STREET,NEW%20YORK,NY)	Graph	1	\$81,000.00	\$81,000.00	\$81,000.00	\$81,000.00
Totals	Graph	2	\$235,500.00	\$81,000.00	\$81,000.00	\$390,000.00

Employer Name/Worksite Address	Graph	Count	Mean Wage	Median Wage	Lowest Wage	Highest Wage
WELLINGTON PHYSICAL THERAPY AND ACUPUNCTURE PLLC, 139 CENTRE STREET, NEW YORK, NY (https://www.google.com/maps/place/139%20CENTRE%20STREET,NEW%20YORK,NY)	Graph	2	\$235,500.00	\$81,000.00	\$81,000.00	\$390,000.00
Totals	Graph	2	\$235,500.00	\$81,000.00	\$81,000.00	\$390,000.00

Latitude: 40.717247 Longitude: -73.803489

Employer Name/Worksite Address	Graph	Count	Mean Wage	Median Wage	Lowest Wage	Highest Wage
BRONX-LEBANON HOSPITAL CENTER, 82-68 164 STREET, JAMAICA, NY (https://www.google.com/maps/place/82-68%20164%20STREET,JAMAICA,NY)	Graph	1	\$74,728.00	\$74,728.00	\$74,728.00	\$74,728.00

Employer Name/Worksite Address	Graph	Count	Mean Wage	Median Wage	Lowest Wage	Highest Wage
ICAHN SCHOOL OF MEDICINE AT MOUNT SINAI, 82-68 164TH STREET, JAMAICA, NY (https://www.google.com/maps/place/82-68%20164TH%20STREET,JAMAICA,NY)	Graph	2	\$71,543.00	\$71,543.00	\$71,543.00	\$71,543.00
Totals	Graph	3	\$72,604.67	\$71,543.00	\$71,543.00	\$74,728.00

Latitude: 40.717289 Longitude: -73.602775

Employer Name/Employer Address	Graph	Count	Mean Wage	Median Wage	Lowest Wage	Highest Wage
HOFSTRA UNIVERSITY, 1000 FULTON AVENUE, HEMPSTEAD, NY (https://www.google.com/maps/place/1000%20FULTON%20AVENUE,HEMPSTEAD,NY)	Graph	2	\$82,000.00	\$82,000.00	\$82,000.00	\$82,000.00
HOFSTRA UNIVERSITY, 205 HOFSTRA UNIVERSITY, HEMPSTEAD, NY (https://www.google.com/maps/place/205%20HOFSTRA%20UNIVERSITY,HEMPSTEAD,NY)	Graph	5	\$114,112.20	\$115,360.00	\$85,000.00	\$146,201.00
Totals	Graph	7	\$104,937.29	\$90,000.00	\$82,000.00	\$146,201.00

Employer Name/Worksite Address	Graph	Count	Mean Wage	Median Wage	Lowest Wage	Highest Wage
HOFSTRA UNIVERSITY, 1000 FULTON AVENUE, HEMPSTEAD, NY (https://www.google.com/maps/place/1000%20FULTON%20AVENUE,HEMPSTEAD,NY)	Graph	1	\$90,000.00	\$90,000.00	\$90,000.00	\$90,000.00
HOFSTRA UNIVERSITY, 1000 FULTON STREET, HEMPSTEAD, NY (https://www.google.com/maps/place/1000%20FULTON%20STREET,HEMPSTEAD,NY)	Graph	2	\$82,000.00	\$82,000.00	\$82,000.00	\$82,000.00
HOFSTRA UNIVERSITY, 100 FULTON AVENUE, HEMPSTEAD, NY (https://www.google.com/maps/place/100%20FULTON%20AVENUE,HEMPSTEAD,NY)	Graph	4	\$120,140.25	\$115,360.00	\$85,000.00	\$146,201.00
Totals	Graph	7	\$104,937.29	\$90,000.00	\$82,000.00	\$146,201.00

Latitude: 40.717301 Longitude: -73.412944

Employer Name/Employer Address	Graph	Count	Mean Wage	Median Wage	Lowest Wage	Highest Wage
NEW YORK VALUE CLUB LTD., 100 ADAMS BOULEVARD, FARMINGDALE, NY (https://www.google.com/maps/place/100%20ADAMS%20BOULEVARD,FARMINGDALE,NY)	Graph	1	\$85,000.00	\$85,000.00	\$85,000.00	\$85,000.00
Totals	Graph	1	\$85,000.00	\$85,000.00	\$85,000.00	\$85,000.00

Employer Name/Worksite Address	Graph	Count	Mean Wage	Median Wage	Lowest Wage	Highest Wage
NEW YORK VALUE CLUB LTD., 100 ADAMS BOULEVARD, FARMINGDALE, NY (https://www.google.com/maps/place/100%20ADAMS%20BOULEVARD,FARMINGDALE,NY)	Graph	1	\$85,000.00	\$85,000.00	\$85,000.00	\$85,000.00
Totals	Graph	1	\$85,000.00	\$85,000.00	\$85,000.00	\$85,000.00

Latitude: 40.717318 Longitude: -73.913382

Employer Name/Employer Address	Graph	Count	Mean Wage	Median Wage	Lowest Wage	Highest Wage
ROXY PAINE, LLC, 58-61 55TH STREET, MASPETH, NY (https://www.google.com/maps/place/58-61%2055TH%20STREET,MA SPETH,NY)	Graph	2	\$45,180.00	\$43,680.00	\$43,680.00	\$46,680.00
Totals	Graph	2	\$45,180.00	\$43,680.00	\$43,680.00	\$46,680.00

Employer Name/Worksite Address	Graph	Count	Mean Wage	Median Wage	Lowest Wage	Highest Wage
ROXY PAINE, LLC, 58-61 55TH STREET, MASPETH, NY (https://www.google.com/maps/place/58-61%2055TH%20STREET,MA SPETH,NY)	Graph	2	\$45,180.00	\$43,680.00	\$43,680.00	\$46,680.00
Totals	Graph	2	\$45,180.00	\$43,680.00	\$43,680.00	\$46,680.00

Latitude: 40.717345 Longitude: -74.00347

Employer Name/Employer Address	Graph	Count	Mean Wage	Median Wage	Lowest Wage	Highest Wage
ECOMMERCEPARTNERS.NET NY, INC, 59 FRANKLIN ST #6B, NEW YORK, NY (https://www.google.com/maps/place/59%20FRANKLIN%20ST%20#6B,NEW%20YORK,NY)	Graph	1	\$60,000.00	\$60,000.00	\$60,000.00	\$60,000.00
Totals	Graph	1	\$60,000.00	\$60,000.00	\$60,000.00	\$60,000.00

Employer Name/Worksite Address	Graph	Count	Mean Wage	Median Wage	Lowest Wage	Highest Wage
ECOMMERCEPARTNERS.NET NY, INC, 59 FRANKLIN ST #6B, NEW YORK, NY (https://www.google.com/maps/place/59%20FRANKLIN%20ST%20#6B,NEW%20YORK,NY)	Graph	1	\$60,000.00	\$60,000.00	\$60,000.00	\$60,000.00
Totals	Graph	1	\$60,000.00	\$60,000.00	\$60,000.00	\$60,000.00

Latitude: 40.717349 Longitude: -74.001431

Employer Name/Employer Address	Graph	Count	Mean Wage	Median Wage	Lowest Wage	Highest Wage
DOWNTOWN COMMUNITY TELEVISION CENTER, INC., 87 LAFAYETTE STREET, NEW YORK, NY (https://www.google.com/maps/place/87%20LAFAYETTE%20STREET,NEW%20YORK,NY)	Graph	2	\$38,000.00	\$38,000.00	\$38,000.00	\$38,000.00
Totals	Graph	2	\$38,000.00	\$38,000.00	\$38,000.00	\$38,000.00

Employer Name/Worksite Address	Graph	Count	Mean Wage	Median Wage	Lowest Wage	Highest Wage
DOWNTOWN COMMUNITY TELEVISION CENTER, INC., 87 LAFAYETTE STREET, NEW YORK, NY (https://www.google.com/maps/place/87%20LAFAYETTE%20STREET,NEW%20YORK,NY)	Graph	2	\$38,000.00	\$38,000.00	\$38,000.00	\$38,000.00
Totals	Graph	2	\$38,000.00	\$38,000.00	\$38,000.00	\$38,000.00

Latitude: 40.71735 Longitude: -73.992303

Employer Name/Worksite Address	Graph	Count	Mean Wage	Median Wage	Lowest Wage	Highest Wage
COLORED ROOMS LLC, 90 ELDRIDGE ST, NEW YORK, NY (https://www.google.com/maps/place/90%20ELDRIDGE%20ST,NEW%20YORK,NY)	Graph	1	\$97,760.00	\$97,760.00	\$97,760.00	\$97,760.00
Totals	Graph	1	\$97,760.00	\$97,760.00	\$97,760.00	\$97,760.00

Latitude: 40.717437 Longitude: -73.639798

Employer Name/Employer Address	Graph	Count	Mean Wage	Median Wage	Lowest Wage	Highest Wage
PROTESTANT EPISCOPAL CHURCH IN THE USA IN THE DIOCESE OF LONG ISLAND, 36 CATHEDRAL AVENUE, GARDEN CITY, NY (https://www.google.com/maps/place/36%20CATHEDRAL%20AVENUE,GARDEN%20CITY,NY)	Graph	1	\$70,000.00	\$70,000.00	\$70,000.00	\$70,000.00
Totals	Graph	1	\$70,000.00	\$70,000.00	\$70,000.00	\$70,000.00

Employer Name/Worksite Address	Graph	Count	Mean Wage	Median Wage	Lowest Wage	Highest Wage
PROTESTANT EPISCOPAL CHURCH IN THE USA IN THE DIOCESE OF LONG ISLAND, 36 CATHEDRAL AVENUE, GARDEN CITY, NY (https://www.google.com/maps/place/36%20CATHEDRAL%20AVENUE,GARDEN%20CITY,NY)	Graph	1	\$70,000.00	\$70,000.00	\$70,000.00	\$70,000.00
Totals	Graph	1	\$70,000.00	\$70,000.00	\$70,000.00	\$70,000.00

Latitude: 40.717464 Longitude: -73.950588

Employer Name/Employer Address	Graph	Count	Mean Wage	Median Wage	Lowest Wage	Highest Wage
RESPONSE ELECTRIC INC., 36 FROST STEET, BROOKLYN, NY (https://www.google.com/maps/place/36%20FROST%20STEET,BROOKLYN,NY)	Graph	1	\$68,868.80	\$68,868.80	\$68,868.80	\$68,868.80

Employer Name/Employer Address	Graph	Count	Mean Wage	Median Wage	Lowest Wage	Highest Wage
RESPONSE ELECTRIC INC., 36 FROST STREET, BROOKLYN, NY (https://www.google.com/maps/place/36%20FROST%20STREET,BROOKLYN,NY)	Graph	1	\$75,000.00	\$75,000.00	\$75,000.00	\$75,000.00
Totals	Graph	2	\$71,934.40	\$68,868.80	\$68,868.80	\$75,000.00

Employer Name/Worksite Address	Graph	Count	Mean Wage	Median Wage	Lowest Wage	Highest Wage
RESPONSE ELECTRIC INC., 36 FROST STREET, BROOKLYN, NY (https://www.google.com/maps/place/36%20FROST%20STREET,BROOKLYN,NY)	Graph	2	\$71,934.40	\$68,868.80	\$68,868.80	\$75,000.00
Totals	Graph	2	\$71,934.40	\$68,868.80	\$68,868.80	\$75,000.00

Latitude: 40.717474 Longitude: -73.944802						
Employer Name/Employer Address	Graph	Count	Mean Wage	Median Wage	Lowest Wage	Highest Wage
PHILIP TOSCANO ARCHITECTS, 418 GRAHAM AVE, BROOKLYN, NY (https://www.google.com/maps/place/418%20GRAHAM%20AVE,BROOKLYN,NY)	Graph	1	\$47,000.00	\$47,000.00	\$47,000.00	\$47,000.00
Totals	Graph	1	\$47,000.00	\$47,000.00	\$47,000.00	\$47,000.00

Employer Name/Worksite Address	Graph	Count	Mean Wage	Median Wage	Lowest Wage	Highest Wage
PHILIP TOSCANO ARCHITECTS, 418 GRAHAM AVE, BROOKLYN, NY (https://www.google.com/maps/place/418%20GRAHAM%20AVE,BROOKLYN,NY)	Graph	1	\$47,000.00	\$47,000.00	\$47,000.00	\$47,000.00
Totals	Graph	1	\$47,000.00	\$47,000.00	\$47,000.00	\$47,000.00

Latitude: 40.717502 Longitude: -74.008951

Employer Name/Employer Address	Graph	Count	Mean Wage	Median Wage	Lowest Wage	Highest Wage
INSIGHT STRATEGY GROUP, 50 HUDSON STREET, 2ND FLOOR, NEW YORK, NY (https://www.google.com/maps/place/50%20HUDSON%20STREET,%202ND%20FLOOR,NEW%20YORK,NY)	Graph	1	\$115,000.00	\$115,000.00	\$115,000.00	\$115,000.00
Totals	Graph	1	\$115,000.00	\$115,000.00	\$115,000.00	\$115,000.00

Employer Name/Worksite Address	Graph	Count	Mean Wage	Median Wage	Lowest Wage	Highest Wage
INSIGHT STRATEGY GROUP, 50 HUDSON STREET, 2ND FLOOR, NEW YORK, NY (https://www.google.com/maps/place/50%20HUDSON%20STREET,%202ND%20FLOOR,NEW%20YORK,NY)	Graph	1	\$115,000.00	\$115,000.00	\$115,000.00	\$115,000.00
Totals	Graph	1	\$115,000.00	\$115,000.00	\$115,000.00	\$115,000.00

Latitude: 40.717595 Longitude: -74.00544						
Employer Name/Employer Address	Graph	Count	Mean Wage	Median Wage	Lowest Wage	Highest Wage
AE DESIGN SOLUTION INC., 71 LEONARD STREET, NEW YORK, NY (https://www.google.com/maps/place/71%20LEONARD%20STREET,NEW%20YORK,NY)	Graph	2	\$65,000.00	\$65,000.00	\$65,000.00	\$65,000.00
Totals	Graph	2	\$65,000.00	\$65,000.00	\$65,000.00	\$65,000.00

Employer Name/Worksite Address	Graph	Count	Mean Wage	Median Wage	Lowest Wage	Highest Wage
AE DESIGN SOLUTION INC., 71 LEONARD STREET, NEW YORK, NY (https://www.google.com/maps/place/71%20LEONARD%20STREET,NEW%20YORK,NY)	Graph	2	\$65,000.00	\$65,000.00	\$65,000.00	\$65,000.00
Totals	Graph	2	\$65,000.00	\$65,000.00	\$65,000.00	\$65,000.00

Latitude: 40.717622 Longitude: -74.000084

Employer Name/Employer Address	Graph	Count	Mean Wage	Median Wage	Lowest Wage	Highest Wage
DOT DASH LLC, 120 WALKER STREET, SUITE 6E, NEW YORK, NY (https://www.google.com/maps/place/120%20WALKER%20STREET,%20SUITE%206E,NEW%20YORK,NY)	Graph	1	\$52,000.00	\$52,000.00	\$52,000.00	\$52,000.00
EMISSARY, INC., 120 WALKER ST., SUITE 4E, NEW YORK, NY (https://www.google.com/maps/place/120%20WALKER%20ST.%20SUITE%204E,NEW%20YORK,NY)	Graph	1	\$70,221.00	\$70,221.00	\$70,221.00	\$70,221.00
EMISSARY, INC., 120 WALKER STREET, SUITE 4E, NEW YORK, NY (https://www.google.com/maps/place/120%20WALKER%20STREET,%20SUITE%204E,NEW%20YORK,NY)	Graph	1	\$108,992.00	\$108,992.00	\$108,992.00	\$108,992.00
LEROY TECHNOLOGIES, INC., 120 WALKER ST., SUITE 4E, NEW YORK, NY (https://www.google.com/maps/place/120%20WALKER%20ST.%20SUITE%204E,NEW%20YORK,NY)	Graph	2	\$64,209.50	\$58,198.00	\$58,198.00	\$70,221.00
L'OBSERVATOIRE INTERNATIONAL INC., 120 WALKER STREET, NEW YORK, NY (https://www.google.com/maps/place/120%20WALKER%20STREET,NEW%20YORK,NY)	Graph	5	\$64,200.00	\$73,000.00	\$50,000.00	\$74,000.00
Totals	Graph	10	\$68,063.20	\$70,221.00	\$50,000.00	\$108,992.00

Employer Name/Worksite Address	Graph	Count	Mean Wage	Median Wage	Lowest Wage	Highest Wage
DOT DASH LLC, 120 WALKER STREET, SUITE 6E, NEW YORK, NY (https://www.google.com/maps/place/120%20WALKER%20STREET,%20SUITE%206E,NEW%20YORK,NY)	Graph	1	\$52,000.00	\$52,000.00	\$52,000.00	\$52,000.00
EMISSARY, INC., 120 WALKER STREET, SUITE 4E, NEW YORK, NY (https://www.google.com/maps/place/120%20WALKER%20STREET,%20SUITE%204E,NEW%20YORK,NY)	Graph	1	\$108,992.00	\$108,992.00	\$108,992.00	\$108,992.00
LEROY TECHNOLOGIES, INC., 120 WALKER STREET, NEW YORK, NY (https://www.google.com/maps/place/120%20WALKER%20STREET,NEW%20YORK,NY)	Graph	1	\$70,221.00	\$70,221.00	\$70,221.00	\$70,221.00
LEROY TECHNOLOGIES, INC., 120 WALKER ST., SUITE 4E, NEW YORK, NY (https://www.google.com/maps/place/120%20WALKER%20ST.%20SUITE%204E,NEW%20YORK,NY)	Graph	2	\$64,209.50	\$58,198.00	\$58,198.00	\$70,221.00
Totals	Graph	5	\$71,926.40	\$70,221.00	\$52,000.00	\$108,992.00

Latitude: 40.717634 Longitude: -73.99237

Employer Name/Employer Address	Graph	Count	Mean Wage	Median Wage	Lowest Wage	Highest Wage
99 FAVOR TASTE RESTAURANT INC, 285 GRAND STREET, NEW YORK, NY (https://www.google.com/maps/place/285%20GRAND%20STREET,NEW%20YORK,NY)	Graph	3	\$75,379.20	\$65,748.80	\$59,134.40	\$101,254.40
Totals	Graph	3	\$75,379.20	\$65,748.80	\$59,134.40	\$101,254.40

Employer Name/Worksite Address	Graph	Count	Mean Wage	Median Wage	Lowest Wage	Highest Wage
99 FAVOR TASTE RESTAURANT INC, 285 GRAND STREET, NEW YORK, NY (https://www.google.com/maps/place/285%20GRAND%20STREET,NEW%20YORK,NY)	Graph	3	\$75,379.20	\$65,748.80	\$59,134.40	\$101,254.40
Totals	Graph	3	\$75,379.20	\$65,748.80	\$59,134.40	\$101,254.40

Latitude: 40.717635 Longitude: -73.942625

Employer Name/Worksite Address	Graph	Count	Mean Wage	Median Wage	Lowest Wage	Highest Wage
AKZO NOBEL FUNCTIONAL CHEMICALS LLC, 219 WITHERS STREET, APT. 4A, BROOKLYN, NY (https://www.google.com/maps/place/219%20WITHERS%20STREET,%20APT.%204A,BROOKLYN,NY)	Graph	1	\$82,000.00	\$82,000.00	\$82,000.00	\$82,000.00
Totals	Graph	1	\$82,000.00	\$82,000.00	\$82,000.00	\$82,000.00

Latitude: 40.717673 Longitude: -73.999371

Employer Name/Employer Address	Graph	Count	Mean Wage	Median Wage	Lowest Wage	Highest Wage
BARKBOX INC., 221 CANAL STREET, NEW YORK, NY (https://www.google.com/maps/place/221%20CANAL%20STREET,NEW%20YORK,NY)	Graph	1	\$76,000.00	\$76,000.00	\$76,000.00	\$76,000.00

Employer Name/Employer Address	Graph	Count	Mean Wage	Median Wage	Lowest Wage	Highest Wage
BARKBOX, INC., 221 CANAL STREET, NEW YORK, NY (https://www.google.com/maps/place/221%20CANAL%20STREET,NEW%20YORK,NY)	Graph	1	\$60,000.00	\$60,000.00	\$60,000.00	\$60,000.00
Totals	Graph	2	\$68,000.00	\$60,000.00	\$60,000.00	\$76,000.00

Employer Name/Worksite Address	Graph	Count	Mean Wage	Median Wage	Lowest Wage	Highest Wage
BARKBOX, INC., 221 CANAL STREET, NEW YORK, NY (https://www.google.com/maps/place/221%20CANAL%20STREET,NEW%20YORK,NY)	Graph	2	\$68,000.00	\$60,000.00	\$60,000.00	\$76,000.00
Totals	Graph	2	\$68,000.00	\$60,000.00	\$60,000.00	\$76,000.00

Latitude: 40.717685 Longitude: -73.94313

Employer Name/Worksite Address	Graph	Count	Mean Wage	Median Wage	Lowest Wage	Highest Wage
NTML GROUP, LLC, 454 HUMBOLDT STREET, BROOKLYN, NY (https://www.google.com/maps/place/454%20HUMBOLDT%20STREET,BROOKLYN,NY)	Graph	1	\$44,000.00	\$44,000.00	\$44,000.00	\$44,000.00
Totals	Graph	1	\$44,000.00	\$44,000.00	\$44,000.00	\$44,000.00

Latitude: 40.717736 Longitude: -73.992706

Employer Name/Employer Address	Graph	Count	Mean Wage	Median Wage	Lowest Wage	Highest Wage
OCEAN WINE & SPIRIT INC, 273 GRAND STREET, NEW YORK, NY (https://www.google.com/maps/place/273%20GRAND%20STREET,NEW%20YORK,NY)	Graph	1	\$103,147.20	\$103,147.20	\$103,147.20	\$103,147.20
Totals	Graph	1	\$103,147.20	\$103,147.20	\$103,147.20	\$103,147.20

Employer Name/Worksite Address	Graph	Count	Mean Wage	Median Wage	Lowest Wage	Highest Wage
OCEAN WINE & SPIRIT INC, 273 GRAND STREET, NEW YORK, NY (https://www.google.com/maps/place/273%20GRAND%20STREET,NEW%20YORK,NY)	Graph	1	\$103,147.20	\$103,147.20	\$103,147.20	\$103,147.20
Totals	Graph	1	\$103,147.20	\$103,147.20	\$103,147.20	\$103,147.20

Latitude: 40.717747 Longitude: -74.001068

Employer Name/Employer Address	Graph	Count	Mean Wage	Median Wage	Lowest Wage	Highest Wage
TF MEDIA GROUP INC., 101 LAFAYETTE STREET, NEW YORK, NY (https://www.google.com/maps/place/101%20LAFAYETTE%20STREET,NEW%20YORK,NY)	Graph	1	\$54,537.60	\$54,537.60	\$54,537.60	\$54,537.60
Totals	Graph	1	\$54,537.60	\$54,537.60	\$54,537.60	\$54,537.60

Employer Name/Worksite Address	Graph	Count	Mean Wage	Median Wage	Lowest Wage	Highest Wage
TF MEDIA GROUP INC., 101 LAFAYETTE STREET, NEW YORK, NY (https://www.google.com/maps/place/101%20LAFAYETTE%20STREET,NEW%20YORK,NY)	Graph	1	\$54,537.60	\$54,537.60	\$54,537.60	\$54,537.60
Totals	Graph	1	\$54,537.60	\$54,537.60	\$54,537.60	\$54,537.60

Latitude: 40.717771 Longitude: -73.957497

Employer Name/Worksite Address	Graph	Count	Mean Wage	Median Wage	Lowest Wage	Highest Wage
CLAP ONLINE INC, 34 NORTH 7TH STREET, BROOKLYN, NY (https://www.google.com/maps/place/34%20NORTH%207TH%20STREET,BROOKLYN,NY)	Graph	1	\$130,000.00	\$130,000.00	\$130,000.00	\$130,000.00

Employer Name/Worksite Address	Graph	Count	Mean Wage	Median Wage	Lowest Wage	Highest Wage
Totals	Graph	1	\$130,000.00	\$130,000.00	\$130,000.00	\$130,000.00

Latitude: 40.717786 Longitude: -74.005611

Employer Name/Employer Address	Graph	Count	Mean Wage	Median Wage	Lowest Wage	Highest Wage
TWO HANDS TRIBECA LLC, 251 CHURCH ST, NEW YORK, NY (https://www.google.com/maps/place/251%20CHURCH%20ST,NEW%20YORK,NY)	Graph	4	\$56,463.60	\$48,547.20	\$46,987.20	\$70,000.00
Totals	Graph	4	\$56,463.60	\$48,547.20	\$46,987.20	\$70,000.00

Employer Name/Worksite Address	Graph	Count	Mean Wage	Median Wage	Lowest Wage	Highest Wage
TWO HANDS TRIBECA LLC, 251 CHURCH ST, NEW YORK, NY (https://www.google.com/maps/place/251%20CHURCH%20ST,NEW%20YORK,NY)	Graph	4	\$56,463.60	\$48,547.20	\$46,987.20	\$70,000.00
Totals	Graph	4	\$56,463.60	\$48,547.20	\$46,987.20	\$70,000.00

Latitude: 40.717793 Longitude: -74.00022

Employer Name/Employer Address	Graph	Count	Mean Wage	Median Wage	Lowest Wage	Highest Wage
STUDIO PARADISE INC., 153 CENTRE ST, NEW YORK, NY (https://www.google.com/maps/place/153%20CENTRE%20ST,NEW%20YORK,NY)	Graph	1	\$75,000.00	\$75,000.00	\$75,000.00	\$75,000.00
Totals	Graph	1	\$75,000.00	\$75,000.00	\$75,000.00	\$75,000.00

Employer Name/Worksite Address	Graph	Count	Mean Wage	Median Wage	Lowest Wage	Highest Wage
STUDIO PARADISE INC., 153 CENTRE STREET, NEW YORK, NY (https://www.google.com/maps/place/153%20CENTRE%20STREET,NEW%20YORK,NY)	Graph	1	\$75,000.00	\$75,000.00	\$75,000.00	\$75,000.00
Totals	Graph	1	\$75,000.00	\$75,000.00	\$75,000.00	\$75,000.00

Latitude: 40.717794 Longitude: -74.004432

Employer Name/Employer Address	Graph	Count	Mean Wage	Median Wage	Lowest Wage	Highest Wage
SWELL INC., 77 FRANKLIN STREET, NEW YORK, NY (https://www.google.com/maps/place/77%20FRANKLIN%20STREET,NEW%20YORK,NY)	Graph	3	\$83,215.33	\$90,000.00	\$56,000.00	\$103,646.00
Totals	Graph	3	\$83,215.33	\$90,000.00	\$56,000.00	\$103,646.00

Employer Name/Worksite Address	Graph	Count	Mean Wage	Median Wage	Lowest Wage	Highest Wage
SWELL INC., 77 FRANKLIN STREET, NEW YORK, NY (https://www.google.com/maps/place/77%20FRANKLIN%20STREET,NEW%20YORK,NY)	Graph	3	\$83,215.33	\$90,000.00	\$56,000.00	\$103,646.00
Totals	Graph	3	\$83,215.33	\$90,000.00	\$56,000.00	\$103,646.00

Latitude: 40.717818 Longitude: -74.001181

Employer Name/Employer Address	Graph	Count	Mean Wage	Median Wage	Lowest Wage	Highest Wage
BLAIR + MUI DOWD ARCHITECTS PC, 100 LAFAYETTE STREET SUITE 604, NEW YORK, NY (https://www.google.com/maps/place/100%20LAFAYETTE%20STREET%20%20SUITE%20604,NEW%20YORK,NY)	Graph	1	\$53,000.00	\$53,000.00	\$53,000.00	\$53,000.00
Totals	Graph	1	\$53,000.00	\$53,000.00	\$53,000.00	\$53,000.00

Employer Name/Worksite Address	Graph	Count	Mean Wage	Median Wage	Lowest Wage	Highest Wage
BLAIR + MUI DOWD ARCHITECTS PC, 100 LAFAYETTE STREET SUITE 604, NEW YORK, NY (https://www.google.com/maps/place/100%20LAFAYETTE%20STREET%20%20%20SUITE%20604,NEW%20YORK,NY)	Graph	1	\$53,000.00	\$53,000.00	\$53,000.00	\$53,000.00
Totals	Graph	1	\$53,000.00	\$53,000.00	\$53,000.00	\$53,000.00

Latitude: 40.717865 Longitude: -74.008887

Employer Name/Employer Address	Graph	Count	Mean Wage	Median Wage	Lowest Wage	Highest Wage
ADVISORENGINE INC., 60 HUDSON ST. SUITE 1807, NEW YORK, NY (https://www.google.com/maps/place/60%20HUDSON%20ST.%20SUITE%201807,NEW%20YORK,NY)	Graph	1	\$145,000.00	\$145,000.00	\$145,000.00	\$145,000.00
Totals	Graph	1	\$145,000.00	\$145,000.00	\$145,000.00	\$145,000.00

Employer Name/Worksite Address	Graph	Count	Mean Wage	Median Wage	Lowest Wage	Highest Wage
ADVISORENGINE INC., 60 HUDSON ST., SUITE 1807, NEW YORK, NY (https://www.google.com/maps/place/60%20HUDSON%20ST.,%20SUITE%201807,NEW%20YORK,NY)	Graph	1	\$145,000.00	\$145,000.00	\$145,000.00	\$145,000.00
Totals	Graph	1	\$145,000.00	\$145,000.00	\$145,000.00	\$145,000.00

Latitude: 40.717901 Longitude: -74.00726

Employer Name/Employer Address	Graph	Count	Mean Wage	Median Wage	Lowest Wage	Highest Wage
NEW YORK DESIGN ARCHITECTS, LLP, 175 WEST BROADWAY, NEW YORK, NY (https://www.google.com/maps/place/175%20WEST%20BROADWAY,NEW%20YORK,NY)	Graph	1	\$50,000.00	\$50,000.00	\$50,000.00	\$50,000.00
Totals	Graph	1	\$50,000.00	\$50,000.00	\$50,000.00	\$50,000.00

Employer Name/Worksite Address	Graph	Count	Mean Wage	Median Wage	Lowest Wage	Highest Wage
NEW YORK DESIGN ARCHITECTS, LLP, 175 WEST BROADWAY, NEW YORK, NY (https://www.google.com/maps/place/175%20WEST%20BROADWAY,NEW%20YORK,NY)	Graph	1	\$50,000.00	\$50,000.00	\$50,000.00	\$50,000.00
Totals	Graph	1	\$50,000.00	\$50,000.00	\$50,000.00	\$50,000.00

Latitude: 40.717967 Longitude: -74.004492

Employer Name/Employer Address	Graph	Count	Mean Wage	Median Wage	Lowest Wage	Highest Wage
FANTASY INTERACTIVE INC., 80 FRANKLIN STREET, NEW YORK, NY (https://www.google.com/maps/place/80%20FRANKLIN%20STREET,NEW%20YORK,NY)	Graph	2	\$107,500.00	\$95,000.00	\$95,000.00	\$120,000.00
Totals	Graph	2	\$107,500.00	\$95,000.00	\$95,000.00	\$120,000.00

Employer Name/Worksite Address	Graph	Count	Mean Wage	Median Wage	Lowest Wage	Highest Wage
FANTASY INTERACTIVE INC., 80 FRANKLIN STREET, NEW YORK, NY (https://www.google.com/maps/place/80%20FRANKLIN%20STREET,NEW%20YORK,NY)	Graph	2	\$107,500.00	\$95,000.00	\$95,000.00	\$120,000.00
Totals	Graph	2	\$107,500.00	\$95,000.00	\$95,000.00	\$120,000.00

Latitude: 40.717982 Longitude: -74.003169

Employer Name/Employer Address	Graph	Count	Mean Wage	Median Wage	Lowest Wage	Highest Wage
BORAH, GOLDSTEIN, ALTSCHULER, NAHINS & GOIDEL, P.C., 377 BROADWAY, NEW YORK, NY (https://www.google.com/maps/place/377%20BROADWAY,NEW%20YORK,NY)	Graph	1	\$81,120.00	\$81,120.00	\$81,120.00	\$81,120.00

Employer Name/Employer Address	Graph	Count	Mean Wage	Median Wage	Lowest Wage	Highest Wage
TOWER RESEARCH CAPITAL LLC, 377 BROADWAY, NEW YORK, NY (https://www.google.com/maps/place/377%20BROADWAY,NEW%20YORK,NY)	Graph	2	\$215,000.00	\$180,000.00	\$180,000.00	\$250,000.00
LATOUR TRADING LLC, 377 BROADWAY, NEW YORK, NY (https://www.google.com/maps/place/377%20BROADWAY,NEW%20YORK,NY)	Graph	3	\$200,000.00	\$200,000.00	\$200,000.00	\$200,000.00
TOWER RESEARCH CAPITAL LLC, 377 BROADWAY, NEW YORK, NY (https://www.google.com/maps/place/377%20BROADWAY,NEW%20YORK,NY)	Graph	32	\$135,625.00	\$130,000.00	\$90,000.00	\$200,000.00
Totals	Graph	38	\$143,450.53	\$130,000.00	\$81,120.00	\$250,000.00

Employer Name/Worksite Address	Graph	Count	Mean Wage	Median Wage	Lowest Wage	Highest Wage
LATOUR TRADING LLC, 377 BROADWAY, NEW YORK, NY (https://www.google.com/maps/place/377%20BROADWAY,NEW%20YORK,NY)	Graph	20	\$150,346.65	\$130,000.00	\$81,120.00	\$250,000.00
Totals	Graph	20	\$150,346.65	\$130,000.00	\$81,120.00	\$250,000.00

Latitude: 40.717986 Longitude: -73.990377

Employer Name/Employer Address	Graph	Count	Mean Wage	Median Wage	Lowest Wage	Highest Wage
TWO BIKES LLC, 85 ORCHARD ST, NEW YORK, NY (https://www.google.com/maps/place/85%20ORCHARD%20ST,NEW%20YORK,NY)	Graph	1	\$80,000.00	\$80,000.00	\$80,000.00	\$80,000.00
Totals	Graph	1	\$80,000.00	\$80,000.00	\$80,000.00	\$80,000.00

Employer Name/Worksite Address	Graph	Count	Mean Wage	Median Wage	Lowest Wage	Highest Wage
TWO BIKES LLC, 85 ORCHARD ST, NEW YORK, NY (https://www.google.com/maps/place/85%20ORCHARD%20ST,NEW%20YORK,NY)	Graph	1	\$80,000.00	\$80,000.00	\$80,000.00	\$80,000.00
Totals	Graph	1	\$80,000.00	\$80,000.00	\$80,000.00	\$80,000.00

Latitude: 40.718012 Longitude: -74.000825

Employer Name/Employer Address	Graph	Count	Mean Wage	Median Wage	Lowest Wage	Highest Wage
J&S COVERAGE INC, 109 LAFAYETTE STREET, NEW YORK, NY (https://www.google.com/maps/place/109%20LAFAYETTE%20STREET,NEW%20YORK,NY)	Graph	1	\$54,300.00	\$54,300.00	\$54,300.00	\$54,300.00
Totals	Graph	1	\$54,300.00	\$54,300.00	\$54,300.00	\$54,300.00

Employer Name/Worksite Address	Graph	Count	Mean Wage	Median Wage	Lowest Wage	Highest Wage
J&S COVERAGE INC, 109 LAFAYETTE STREET, NEW YORK, NY (https://www.google.com/maps/place/109%20LAFAYETTE%20STREET,NEW%20YORK,NY)	Graph	1	\$54,300.00	\$54,300.00	\$54,300.00	\$54,300.00
Totals	Graph	1	\$54,300.00	\$54,300.00	\$54,300.00	\$54,300.00

Latitude: 40.718033 Longitude: -73.989327

Employer Name/Employer Address	Graph	Count	Mean Wage	Median Wage	Lowest Wage	Highest Wage
BRANDSWAY CREATIVE LLC, 77-79 LUDLOW STREET, NEW YORK, NY (https://www.google.com/maps/place/77-79%20LUDLOW%20STREET,NEW%20YORK,NY)	Graph	1	\$50,000.00	\$50,000.00	\$50,000.00	\$50,000.00
Totals	Graph	1	\$50,000.00	\$50,000.00	\$50,000.00	\$50,000.00

Employer Name/Worksite Address	Graph	Count	Mean Wage	Median Wage	Lowest Wage	Highest Wage
--------------------------------	-------	-------	-----------	-------------	-------------	--------------

Employer Name/Worksite Address	Graph	Count	Mean Wage	Median Wage	Lowest Wage	Highest Wage
BRANDSWAY CREATIVE LLC, 77-79 LUDLOW STREET, NEW YORK, NY (https://www.google.com/maps/place/77-79%20LUDLOW%20STREET,NEW%20YORK,NY)	Graph	1	\$50,000.00	\$50,000.00	\$50,000.00	\$50,000.00
Totals	Graph	1	\$50,000.00	\$50,000.00	\$50,000.00	\$50,000.00

Latitude: 40.718046 Longitude: -73.995099

Employer Name/Employer Address	Graph	Count	Mean Wage	Median Wage	Lowest Wage	Highest Wage
SANCTUARY COMPUTER INC., 110 BOWERY, NEW YORK, NY (https://www.google.com/maps/place/110%20BOWERY,NEW%20YORK,NY)	Graph	1	\$41,600.00	\$41,600.00	\$41,600.00	\$41,600.00
SANCTUARY COMPUTER INC., 110 BOWERY 4TH FLOOR, NEW YORK, NY (https://www.google.com/maps/place/110%20BOWERY%204TH%20FLOOR,NEW%20YORK,NY)	Graph	1	\$52,000.00	\$52,000.00	\$52,000.00	\$52,000.00
Totals	Graph	2	\$46,800.00	\$41,600.00	\$41,600.00	\$52,000.00

Employer Name/Worksite Address	Graph	Count	Mean Wage	Median Wage	Lowest Wage	Highest Wage
SANCTUARY COMPUTER INC., 110 BOWERY 4TH FLOOR, NEW YORK, NY (https://www.google.com/maps/place/110%20BOWERY%204TH%20FLOOR,NEW%20YORK,NY)	Graph	2	\$46,800.00	\$41,600.00	\$41,600.00	\$52,000.00
Totals	Graph	2	\$46,800.00	\$41,600.00	\$41,600.00	\$52,000.00

Latitude: 40.71806 Longitude: -74.001436

Employer Name/Employer Address	Graph	Count	Mean Wage	Median Wage	Lowest Wage	Highest Wage
S-10 TRAINING, LLC, 87 WALKER STREET, NEW YORK, NY (https://www.google.com/maps/place/87%20WALKER%20STREET,NEW%20YORK,NY)	Graph	1	\$50,000.00	\$50,000.00	\$50,000.00	\$50,000.00
Totals	Graph	1	\$50,000.00	\$50,000.00	\$50,000.00	\$50,000.00

Employer Name/Worksite Address	Graph	Count	Mean Wage	Median Wage	Lowest Wage	Highest Wage
S-10 TRAINING, LLC, 87 WALKER STREET, NEW YORK, NY (https://www.google.com/maps/place/87%20WALKER%20STREET,NEW%20YORK,NY)	Graph	1	\$50,000.00	\$50,000.00	\$50,000.00	\$50,000.00
Totals	Graph	1	\$50,000.00	\$50,000.00	\$50,000.00	\$50,000.00

Latitude: 40.718088 Longitude: -73.999054

Employer Name/Employer Address	Graph	Count	Mean Wage	Median Wage	Lowest Wage	Highest Wage
C. JONATHAN CHEN ATTORNEY AT LAW P.C., 118 BAXTER STREET, NEW YORK, NY (https://www.google.com/maps/place/118%20BAXTER%20STREET,NEW%20YORK,NY)	Graph	1	\$31,200.00	\$31,200.00	\$31,200.00	\$31,200.00
C.JONATHAN CHEN ATTORNEY AT LAW P.C., 118 BAXTER STREET, NEW YORK, NY (https://www.google.com/maps/place/118%20BAXTER%20STREET,NEW%20YORK,NY)	Graph	1	\$31,200.00	\$31,200.00	\$31,200.00	\$31,200.00
LANGUAGE BEANS, LLC, 118 BAXTER STREET, NEW YORK, NY (https://www.google.com/maps/place/118%20BAXTER%20STREET,NEW%20YORK,NY)	Graph	1	\$62,400.00	\$62,400.00	\$62,400.00	\$62,400.00
STUDIO TONE LLC, 118 BAXTER ST, NEW YORK, NY (https://www.google.com/maps/place/118%20BAXTER%20ST,NEW%20YORK,NY)	Graph	1	\$104,000.00	\$104,000.00	\$104,000.00	\$104,000.00
Totals	Graph	4	\$57,200.00	\$31,200.00	\$31,200.00	\$104,000.00

Employer Name/Worksite Address	Graph	Count	Mean Wage	Median Wage	Lowest Wage	Highest Wage
C.JONATHAN CHEN ATTORNEY AT LAW P.C., 118 BAXTER STREET, NEW YORK, NY (https://www.google.com/maps/place/118%20BAXTER%20STREET,NEW%20YORK,NY)	Graph	1	\$31,200.00	\$31,200.00	\$31,200.00	\$31,200.00
Totals	Graph	1	\$31,200.00	\$31,200.00	\$31,200.00	\$31,200.00

Latitude: 40.718143 Longitude: -74.000885

Employer Name/Worksite Address	Graph	Count	Mean Wage	Median Wage	Lowest Wage	Highest Wage
GEORGE SEXTON ASSOCIATES, LLC, 110 LAFAYETTE STREET, NEW YORK, NY (https://www.google.com/maps/place/110%20LAFAYETTE%20STREET,NEW%20YORK,NY)	Graph	2	\$95,922.50	\$95,900.00	\$95,900.00	\$95,945.00
Totals	Graph	2	\$95,922.50	\$95,900.00	\$95,900.00	\$95,945.00

Latitude: 40.718159 Longitude: -74.00302

Employer Name/Employer Address	Graph	Count	Mean Wage	Median Wage	Lowest Wage	Highest Wage
DESIGNER'S MANAGEMENT AGENCY, INC., 381 BROADWAY, NEW YORK, NY (https://www.google.com/maps/place/381%20BROADWAY,NEW%20YORK,NY)	Graph	1	\$55,000.00	\$55,000.00	\$55,000.00	\$55,000.00
Totals	Graph	1	\$55,000.00	\$55,000.00	\$55,000.00	\$55,000.00

Employer Name/Worksite Address	Graph	Count	Mean Wage	Median Wage	Lowest Wage	Highest Wage
DESIGNER'S MANAGEMENT AGENCY, INC., 381 BROADWAY, NEW YORK, NY (https://www.google.com/maps/place/381%20BROADWAY,NEW%20YORK,NY)	Graph	1	\$55,000.00	\$55,000.00	\$55,000.00	\$55,000.00
Totals	Graph	1	\$55,000.00	\$55,000.00	\$55,000.00	\$55,000.00

Latitude: 40.718193 Longitude: -73.995022

Employer Name/Employer Address	Graph	Count	Mean Wage	Median Wage	Lowest Wage	Highest Wage
FLAMTECH APPLIANCE INC., 114 BOWERY, NEW YORK, NY (https://www.google.com/maps/place/114%20BOWERY,NEW%20YORK,NY)	Graph	1	\$95,284.80	\$95,284.80	\$95,284.80	\$95,284.80
Totals	Graph	1	\$95,284.80	\$95,284.80	\$95,284.80	\$95,284.80

Employer Name/Worksite Address	Graph	Count	Mean Wage	Median Wage	Lowest Wage	Highest Wage
FLAMTECH APPLIANCE INC., 114 BOWERY, NEW YORK, NY (https://www.google.com/maps/place/114%20BOWERY,NEW%20YORK,NY)	Graph	1	\$95,284.80	\$95,284.80	\$95,284.80	\$95,284.80
Totals	Graph	1	\$95,284.80	\$95,284.80	\$95,284.80	\$95,284.80

Latitude: 40.718193 Longitude: -73.919608

Employer Name/Employer Address	Graph	Count	Mean Wage	Median Wage	Lowest Wage	Highest Wage
MAY FLOWER INTERNATIONAL, INC., 56-72 49TH PL, MASPETH, NY (https://www.google.com/maps/place/56-72%2049TH%20PL,MA SPETH,NY)	Graph	1	\$55,765.00	\$55,765.00	\$55,765.00	\$55,765.00
Totals	Graph	1	\$55,765.00	\$55,765.00	\$55,765.00	\$55,765.00

Employer Name/Worksite Address	Graph	Count	Mean Wage	Median Wage	Lowest Wage	Highest Wage
MAY FLOWER INTERNATIONAL, INC., 56-72 49TH PL, MASPETH, NY (https://www.google.com/maps/place/56-72%2049TH%20PL,MA SPETH,NY)	Graph	1	\$55,765.00	\$55,765.00	\$55,765.00	\$55,765.00
Totals	Graph	1	\$55,765.00	\$55,765.00	\$55,765.00	\$55,765.00

Latitude: 40.718218 Longitude: -74.001467

Employer Name/Employer Address	Graph	Count	Mean Wage	Median Wage	Lowest Wage	Highest Wage
--------------------------------	-------	-------	-----------	-------------	-------------	--------------

Employer Name/Employer Address	Graph	Count	Mean Wage	Median Wage	Lowest Wage	Highest Wage
AB ARCHITEKTEN, P.C., 86 WALKER STREET, NEW YORK, NY (https://www.google.com/maps/place/86%20WALKER%20STREET,NEW%20YORK,NY)	Graph	1	\$57,100.00	\$57,100.00	\$57,100.00	\$57,100.00
AB ARCHITEKTEN, PC, 86 WALKER STREET, 4TH FLOOR, NEW YORK, NY (https://www.google.com/maps/place/86%20WALKER%20STREET,%204TH%20FLOOR,NEW%20YORK,NY)	Graph	1	\$65,000.00	\$65,000.00	\$65,000.00	\$65,000.00
Totals	Graph	2	\$61,050.00	\$57,100.00	\$57,100.00	\$65,000.00

Employer Name/Worksite Address	Graph	Count	Mean Wage	Median Wage	Lowest Wage	Highest Wage
AB ARCHITEKTEN, P.C., 86 WALKER STREET, NEW YORK, NY (https://www.google.com/maps/place/86%20WALKER%20STREET,NEW%20YORK,NY)	Graph	1	\$57,100.00	\$57,100.00	\$57,100.00	\$57,100.00
AB ARCHITEKTEN, PC, 86 WALKER STREET, 4TH FLOOR, NEW YORK, NY (https://www.google.com/maps/place/86%20WALKER%20STREET,%204TH%20FLOOR,NEW%20YORK,NY)	Graph	1	\$65,000.00	\$65,000.00	\$65,000.00	\$65,000.00
Totals	Graph	2	\$61,050.00	\$57,100.00	\$57,100.00	\$65,000.00

Latitude: 40.718224 Longitude: -74.002792

Employer Name/Employer Address	Graph	Count	Mean Wage	Median Wage	Lowest Wage	Highest Wage
ALEXANDER WANG INCORPORATED, 386 BROADWAY, NEW YORK, NY (https://www.google.com/maps/place/386%20BROADWAY,NEW%20YORK,NY)	Graph	3	\$57,151.33	\$60,000.00	\$41,454.00	\$70,000.00
Totals	Graph	3	\$57,151.33	\$60,000.00	\$41,454.00	\$70,000.00

Employer Name/Worksite Address	Graph	Count	Mean Wage	Median Wage	Lowest Wage	Highest Wage
ALEXANDER WANG INCORPORATED, 386 BROADWAY, NEW YORK, NY (https://www.google.com/maps/place/386%20BROADWAY,NEW%20YORK,NY)	Graph	3	\$57,151.33	\$60,000.00	\$41,454.00	\$70,000.00
Totals	Graph	3	\$57,151.33	\$60,000.00	\$41,454.00	\$70,000.00

Latitude: 40.718236 Longitude: -74.008654

Employer Name/Employer Address	Graph	Count	Mean Wage	Median Wage	Lowest Wage	Highest Wage
TASTE IN TRAVEL LLC, 1 WORTH STREET, NEW YORK, NY (https://www.google.com/maps/place/1%20WORTH%20STREET,NEW%20YORK,NY)	Graph	1	\$156,000.00	\$156,000.00	\$156,000.00	\$156,000.00
Totals	Graph	1	\$156,000.00	\$156,000.00	\$156,000.00	\$156,000.00

Employer Name/Worksite Address	Graph	Count	Mean Wage	Median Wage	Lowest Wage	Highest Wage
TASTE IN TRAVEL LLC, 1 WORTH STREET, NEW YORK, NY (https://www.google.com/maps/place/1%20WORTH%20STREET,NEW%20YORK,NY)	Graph	1	\$156,000.00	\$156,000.00	\$156,000.00	\$156,000.00
Totals	Graph	1	\$156,000.00	\$156,000.00	\$156,000.00	\$156,000.00

Latitude: 40.718254 Longitude: -74.00512

Employer Name/Employer Address	Graph	Count	Mean Wage	Median Wage	Lowest Wage	Highest Wage
DOCHANTSCHI, INC. D/B/A STUDIOMDA, 102 FRANKLIN STREET, NEW YORK, NY (https://www.google.com/maps/place/102%20FRANKLIN%20STREET,NEW%20YORK,NY)	Graph	1	\$57,096.00	\$57,096.00	\$57,096.00	\$57,096.00
DOCHANTSCHI, INC., 102 FRANKLIN STREET, NEW YORK, NY (https://www.google.com/maps/place/102%20FRANKLIN%20STREET,NEW%20YORK,NY)	Graph	3	\$43,722.00	\$43,722.00	\$43,722.00	\$43,722.00
Totals	Graph	4	\$47,065.50	\$43,722.00	\$43,722.00	\$57,096.00

Employer Name/Worksite Address	Graph	Count	Mean Wage	Median Wage	Lowest Wage	Highest Wage
DOCHANTSCHI, INC. D/B/A STUDIOMDA, 102 FRANKLIN STREET, 3RD FLOOR, NEW YORK, NY (https://www.google.com/maps/place/102%20FRANKLIN%20STREET,%203RD%20FLOOR,NEW%20YORK,NY)	Graph	1	\$57,096.00	\$57,096.00	\$57,096.00	\$57,096.00
DOCHANTSCHI, INC., 102 FRANKLIN STREET, NEW YORK, NY (https://www.google.com/maps/place/102%20FRANKLIN%20STREET,NEW%20YORK,NY)	Graph	3	\$43,722.00	\$43,722.00	\$43,722.00	\$43,722.00
Totals	Graph	4	\$47,065.50	\$43,722.00	\$43,722.00	\$57,096.00

Latitude: 40.718284 Longitude: -74.002742

Employer Name/Employer Address	Graph	Count	Mean Wage	Median Wage	Lowest Wage	Highest Wage
MONSE LLC, 388 BROADWAY, NEW YORK, NY (https://www.google.com/maps/place/388%20BROADWAY,NEW%20YORK,NY)	Graph	1	\$49,000.00	\$49,000.00	\$49,000.00	\$49,000.00
Totals	Graph	1	\$49,000.00	\$49,000.00	\$49,000.00	\$49,000.00

Employer Name/Worksite Address	Graph	Count	Mean Wage	Median Wage	Lowest Wage	Highest Wage
MONSE LLC, 388 BROADWAY, NEW YORK, NY (https://www.google.com/maps/place/388%20BROADWAY,NEW%20YORK,NY)	Graph	1	\$49,000.00	\$49,000.00	\$49,000.00	\$49,000.00
Totals	Graph	1	\$49,000.00	\$49,000.00	\$49,000.00	\$49,000.00

Latitude: 40.718289 Longitude: -73.955188

Employer Name/Worksite Address	Graph	Count	Mean Wage	Median Wage	Lowest Wage	Highest Wage
CLOVIS CONSULTING, INC, 500 DRIGGS AVE, BROOKLYN, NY (https://www.google.com/maps/place/500%20DRIGGS%20AVE,BROOKLYN,NY)	Graph	1	\$46,675.00	\$46,675.00	\$46,675.00	\$46,675.00
Totals	Graph	1	\$46,675.00	\$46,675.00	\$46,675.00	\$46,675.00

Latitude: 40.718344 Longitude: -74.002691

Employer Name/Employer Address	Graph	Count	Mean Wage	Median Wage	Lowest Wage	Highest Wage
KUSHNER STUDIOS ARCHITECTURE & DESIGN, P.C., 390 BROADWAY 4TH FLOOR, NEW YORK, NY (https://www.google.com/maps/place/390%20BROADWAY%204TH%20FLOOR,NEW%20YORK,NY)	Graph	1	\$39,957.00	\$39,957.00	\$39,957.00	\$39,957.00
MIZ MOOZ INC, 390 BROADWAY, NEW YORK, NY (https://www.google.com/maps/place/390%20BROADWAY,NEW%20YORK,NY)	Graph	1	\$75,000.00	\$75,000.00	\$75,000.00	\$75,000.00
Totals	Graph	2	\$57,478.50	\$39,957.00	\$39,957.00	\$75,000.00

Employer Name/Worksite Address	Graph	Count	Mean Wage	Median Wage	Lowest Wage	Highest Wage
KUSHNER STUDIOS ARCHITECTURE & DESIGN, P.C., 390 BROADWAY 4TH FLOOR, NEW YORK, NY (https://www.google.com/maps/place/390%20BROADWAY%204TH%20FLOOR,NEW%20YORK,NY)	Graph	1	\$39,957.00	\$39,957.00	\$39,957.00	\$39,957.00
MIZ MOOZ INC, 390 BROADWAY, NEW YORK, NY (https://www.google.com/maps/place/390%20BROADWAY,NEW%20YORK,NY)	Graph	1	\$75,000.00	\$75,000.00	\$75,000.00	\$75,000.00
Totals	Graph	2	\$57,478.50	\$39,957.00	\$39,957.00	\$75,000.00

Latitude: 40.718412 Longitude: -73.984375

Employer Name/Employer Address	Graph	Count	Mean Wage	Median Wage	Lowest Wage	Highest Wage
MANHATTAN CHARTER SCHOOLS, 100 ATTORNEY ST, NEW YORK, NY (https://www.google.com/maps/place/100%20ATTORNEY%20ST,NEW%20YORK,NY)	Graph	1	\$68,000.00	\$68,000.00	\$68,000.00	\$68,000.00

Employer Name/Employer Address	Graph	Count	Mean Wage	Median Wage	Lowest Wage	Highest Wage
Totals	Graph	1	\$68,000.00	\$68,000.00	\$68,000.00	\$68,000.00

Employer Name/Worksite Address	Graph	Count	Mean Wage	Median Wage	Lowest Wage	Highest Wage
MANHATTAN CHARTER SCHOOLS, 100 ATTORNEY STREET, NEW YORK, NY (https://www.google.com/maps/place/100%20ATTORNEY%20STREET,NEW%20YORK,NY)	Graph	1	\$68,000.00	\$68,000.00	\$68,000.00	\$68,000.00
Totals	Graph	1	\$68,000.00	\$68,000.00	\$68,000.00	\$68,000.00

Latitude: 40.718422 Longitude: -74.005486

Employer Name/Employer Address	Graph	Count	Mean Wage	Median Wage	Lowest Wage	Highest Wage
JOSEPH HENRY LLC, 104 FRANKLIN STREET, NEW YORK, NY (https://www.google.com/maps/place/104%20FRANKLIN%20STREET,NEW%20YORK,NY)	Graph	1	\$80,000.00	\$80,000.00	\$80,000.00	\$80,000.00
Totals	Graph	1	\$80,000.00	\$80,000.00	\$80,000.00	\$80,000.00

Employer Name/Worksite Address	Graph	Count	Mean Wage	Median Wage	Lowest Wage	Highest Wage
JOSEPH HENRY LLC, 104 FRANKLIN STREET, NEW YORK, NY (https://www.google.com/maps/place/104%20FRANKLIN%20STREET,NEW%20YORK,NY)	Graph	1	\$80,000.00	\$80,000.00	\$80,000.00	\$80,000.00
Totals	Graph	1	\$80,000.00	\$80,000.00	\$80,000.00	\$80,000.00

Latitude: 40.718461 Longitude: -73.983261

Employer Name/Worksite Address	Graph	Count	Mean Wage	Median Wage	Lowest Wage	Highest Wage
AVANADE INC., 203 RIVINGTON STREET, NEW YORK, NY (https://www.google.com/maps/place/203%20RIVINGTON%20STREET,NEW%20YORK,NY)	Graph	1	\$152,800.00	\$152,800.00	\$152,800.00	\$152,800.00
Totals	Graph	1	\$152,800.00	\$152,800.00	\$152,800.00	\$152,800.00

Latitude: 40.718464 Longitude: -74.002589

Employer Name/Employer Address	Graph	Count	Mean Wage	Median Wage	Lowest Wage	Highest Wage
IR MEDIA VENTURES CORP, 394 BROADWAY, NEW YORK, NY (https://www.google.com/maps/place/394%20BROADWAY,NEW%20YORK,NY)	Graph	1	\$37,752.00	\$37,752.00	\$37,752.00	\$37,752.00
Totals	Graph	1	\$37,752.00	\$37,752.00	\$37,752.00	\$37,752.00

Employer Name/Worksite Address	Graph	Count	Mean Wage	Median Wage	Lowest Wage	Highest Wage
IR MEDIA VENTURES CORP, 394 BROADWAY, NEW YORK, NY (https://www.google.com/maps/place/394%20BROADWAY,NEW%20YORK,NY)	Graph	1	\$37,752.00	\$37,752.00	\$37,752.00	\$37,752.00
Totals	Graph	1	\$37,752.00	\$37,752.00	\$37,752.00	\$37,752.00

Latitude: 40.718469 Longitude: -74.002758

Employer Name/Employer Address	Graph	Count	Mean Wage	Median Wage	Lowest Wage	Highest Wage
EXPOSURE COMMUNICATIONS LLC, 393 BROADWAY, NEW YORK, NY (https://www.google.com/maps/place/393%20BROADWAY,NEW%20YORK,NY)	Graph	2	\$90,000.00	\$90,000.00	\$90,000.00	\$90,000.00
Totals	Graph	2	\$90,000.00	\$90,000.00	\$90,000.00	\$90,000.00

Employer Name/Worksite Address	Graph	Count	Mean Wage	Median Wage	Lowest Wage	Highest Wage
EXPOSURE COMMUNICATIONS LLC, 393 BROADWAY, NEW YORK, NY (https://www.google.com/maps/place/393%20BROADWAY,NEW%20YORK,NY)	Graph	1	\$90,000.00	\$90,000.00	\$90,000.00	\$90,000.00
Totals	Graph	1	\$90,000.00	\$90,000.00	\$90,000.00	\$90,000.00

Latitude: 40.718491 Longitude: -73.960389

Employer Name/Employer Address	Graph	Count	Mean Wage	Median Wage	Lowest Wage	Highest Wage
TDG-TREGNY LLC, 102 N 6TH STREET, BROOKLYN, NY (https://www.google.com/maps/place/102%20N%206TH%20STREET,BROOKLYN,NY)	Graph	1	\$100,000.00	\$100,000.00	\$100,000.00	\$100,000.00
Totals	Graph	1	\$100,000.00	\$100,000.00	\$100,000.00	\$100,000.00

Employer Name/Worksite Address	Graph	Count	Mean Wage	Median Wage	Lowest Wage	Highest Wage
TDG-TREGNY LLC, 102 N 6TH STREET, BROOKLYN, NY (https://www.google.com/maps/place/102%20N%206TH%20STREET,BROOKLYN,NY)	Graph	1	\$100,000.00	\$100,000.00	\$100,000.00	\$100,000.00
Totals	Graph	1	\$100,000.00	\$100,000.00	\$100,000.00	\$100,000.00

Latitude: 40.71851 Longitude: -74.005676

Employer Name/Employer Address	Graph	Count	Mean Wage	Median Wage	Lowest Wage	Highest Wage
NANCY OWENS STUDIO LLC, 110 FRANKLIN STREET, NEW YORK., NY (https://www.google.com/maps/place/110%20FRANKLIN%20STREET,NEW%20YORK.,NY)	Graph	1	\$53,000.00	\$53,000.00	\$53,000.00	\$53,000.00
Totals	Graph	1	\$53,000.00	\$53,000.00	\$53,000.00	\$53,000.00

Employer Name/Worksite Address	Graph	Count	Mean Wage	Median Wage	Lowest Wage	Highest Wage
NANCY OWENS STUDIO LLC, 110 FRANKLIN STREET, NEW YORK, NY (https://www.google.com/maps/place/110%20FRANKLIN%20STREET,NEW%20YORK,NY)	Graph	1	\$53,000.00	\$53,000.00	\$53,000.00	\$53,000.00
Totals	Graph	1	\$53,000.00	\$53,000.00	\$53,000.00	\$53,000.00

Latitude: 40.718543 Longitude: -74.004009

Employer Name/Worksite Address	Graph	Count	Mean Wage	Median Wage	Lowest Wage	Highest Wage
MOVING IMAGE & CONTENT, INC., 50 WHITE STREET, 4TH FLOOR, NEW YORK, NY (https://www.google.com/maps/place/50%20WHITE%20STREET,%204TH%20FLOOR,NEW%20YORK,NY)	Graph	1	\$72,800.00	\$72,800.00	\$72,800.00	\$72,800.00
Totals	Graph	1	\$72,800.00	\$72,800.00	\$72,800.00	\$72,800.00

Latitude: 40.718564 Longitude: -73.961975

Employer Name/Worksite Address	Graph	Count	Mean Wage	Median Wage	Lowest Wage	Highest Wage
ELEMENTUM SCM, INC., 50 N 5TH STREET, BROOKLYN, NY (https://www.google.com/maps/place/50%20N%205TH%20STREET,BROOKLYN,NY)	Graph	1	\$155,000.00	\$155,000.00	\$155,000.00	\$155,000.00
Totals	Graph	1	\$155,000.00	\$155,000.00	\$155,000.00	\$155,000.00

Latitude: 40.71864 Longitude: -74.000253

Employer Name/Employer Address	Graph	Count	Mean Wage	Median Wage	Lowest Wage	Highest Wage
--------------------------------	-------	-------	-----------	-------------	-------------	--------------

Employer Name/Employer Address	Graph	Count	Mean Wage	Median Wage	Lowest Wage	Highest Wage
MISSION MEDIA USA INC, 123 LAFAYETTE STREET, NEW YORK, NY (https://www.google.com/maps/place/123%20LAFAYETTE%20STREET,NEW%20YORK,NY)	Graph	1	\$50,000.00	\$50,000.00	\$50,000.00	\$50,000.00
GLOSSIER, INC., 123 LAFAYETTE STREET, NEW YORK, NY (https://www.google.com/maps/place/123%20LAFAYETTE%20STREET,NEW%20YORK,NY)	Graph	5	\$79,816.40	\$85,000.00	\$58,198.00	\$87,942.00
Totals	Graph	6	\$74,847.00	\$80,000.00	\$50,000.00	\$87,942.00

Employer Name/Worksite Address	Graph	Count	Mean Wage	Median Wage	Lowest Wage	Highest Wage
GLOSSIER, INC., 123 LAFAYETTE STREET, NEW YORK CITY, NY (https://www.google.com/maps/place/123%20LAFAYETTE%20STREET,NEW%20YORK%20CITY,NY)	Graph	1	\$58,198.00	\$58,198.00	\$58,198.00	\$58,198.00
GLOSSIER, INC., 123 LAFAYETTE STREET, NEW YORK, NY (https://www.google.com/maps/place/123%20LAFAYETTE%20STREET,NEW%20YORK,NY)	Graph	4	\$85,221.00	\$85,000.00	\$80,000.00	\$87,942.00
Totals	Graph	5	\$79,816.40	\$85,000.00	\$58,198.00	\$87,942.00

Latitude: 40.718645 Longitude: -73.985226

Employer Name/Employer Address	Graph	Count	Mean Wage	Median Wage	Lowest Wage	Highest Wage
THE CREATIVE CREW INC, 86 CLINTON STREET,, NEW YORK, NY (https://www.google.com/maps/place/86%20CLINTON%20STREET,,NEW%20YORK,NY)	Graph	1	\$58,000.00	\$58,000.00	\$58,000.00	\$58,000.00
Totals	Graph	1	\$58,000.00	\$58,000.00	\$58,000.00	\$58,000.00

Employer Name/Worksite Address	Graph	Count	Mean Wage	Median Wage	Lowest Wage	Highest Wage
THE CREATIVE CREW INC, 86 CLINTON STREET,, NEW YORK, NY (https://www.google.com/maps/place/86%20CLINTON%20STREET,,NEW%20YORK,NY)	Graph	1	\$58,000.00	\$58,000.00	\$58,000.00	\$58,000.00
Totals	Graph	1	\$58,000.00	\$58,000.00	\$58,000.00	\$58,000.00

Latitude: 40.718717 Longitude: -73.813617

Employer Name/Employer Address	Graph	Count	Mean Wage	Median Wage	Lowest Wage	Highest Wage
JPPA PHARMACY, INC., 149-19 UNION TURNPIKE, FLUSHING, NY (https://www.google.com/maps/place/149-19%20UNION%20TURNPIKE,FLUSHING,NY)	Graph	1	\$99,840.00	\$99,840.00	\$99,840.00	\$99,840.00
Totals	Graph	1	\$99,840.00	\$99,840.00	\$99,840.00	\$99,840.00

Employer Name/Worksite Address	Graph	Count	Mean Wage	Median Wage	Lowest Wage	Highest Wage
JPPA PHARMACY, INC., 149-19 UNION TURNPIKE, FLUSHING, NY (https://www.google.com/maps/place/149-19%20UNION%20TURNPIKE,FLUSHING,NY)	Graph	1	\$99,840.00	\$99,840.00	\$99,840.00	\$99,840.00
Totals	Graph	1	\$99,840.00	\$99,840.00	\$99,840.00	\$99,840.00

Latitude: 40.718749 Longitude: -74.002521

Employer Name/Employer Address	Graph	Count	Mean Wage	Median Wage	Lowest Wage	Highest Wage
AGENCY ORANGE INC., 401 BROADWAY, SUITE 505, NEW YORK, NY (https://www.google.com/maps/place/401%20BROADWAY,%20SUITE%20505,NEW%20YORK,NY)	Graph	1	\$40,560.00	\$40,560.00	\$40,560.00	\$40,560.00
ATELIER DORE LLC, 401 BROADWAY, NEW YORK, NY (https://www.google.com/maps/place/401%20BROADWAY,NEW%20YORK,NY)	Graph	1	\$52,000.00	\$52,000.00	\$52,000.00	\$52,000.00
GRAPHIC DESIGNER, 401 BROADWAY, SUITE 505, NEW YORK, NY (https://www.google.com/maps/place/401%20BROADWAY,%20SUITE%20505,NEW%20YORK,NY)	Graph	1	\$40,560.00	\$40,560.00	\$40,560.00	\$40,560.00

Employer Name/Employer Address	Graph	Count	Mean Wage	Median Wage	Lowest Wage	Highest Wage
HI(NY), LLC, 401 BROADWAY, SUITE 1908, NEW YORK, NY (https://www.google.com/maps/place/401%20BROADWAY,%20SUITE%201908,NEW%20YORK,NY)	Graph	1	\$48,000.00	\$48,000.00	\$48,000.00	\$48,000.00
NOMAD SEARCH LLC, 401 BROADWAY, NEW YORK, NY (https://www.google.com/maps/place/401%20BROADWAY,NEW%20YORK,NY)	Graph	1	\$110,500.00	\$110,500.00	\$110,500.00	\$110,500.00
WIP RETAIL LLC, 401 BROADWAY, SUITE 1007, NEW YORK, NY (https://www.google.com/maps/place/401%20BROADWAY,%20SUITE%201007,NEW%20YORK,NY)	Graph	1	\$39,520.00	\$39,520.00	\$39,520.00	\$39,520.00
WORDSEARCH COMMUNICATIONS INC., 401 BROADWAY, NEW YORK, NY (https://www.google.com/maps/place/401%20BROADWAY,NEW%20YORK,NY)	Graph	1	\$109,241.60	\$109,241.60	\$109,241.60	\$109,241.60
WORK EDITORIAL INC., 401 BROADWAY, NEW YORK, NY (https://www.google.com/maps/place/401%20BROADWAY,NEW%20YORK,NY)	Graph	1	\$936,000.00	\$936,000.00	\$936,000.00	\$936,000.00
ART.SY, INC., 401 BROADWAY, NEW YORK, NY (https://www.google.com/maps/place/401%20BROADWAY,NEW%20YORK,NY)	Graph	2	\$80,302.50	\$49,200.00	\$49,200.00	\$111,405.00
B-REEL INC, 401 BROADWAY, NEW YORK, NY (https://www.google.com/maps/place/401%20BROADWAY,NEW%20YORK,NY)	Graph	2	\$137,500.00	\$125,000.00	\$125,000.00	\$150,000.00
SELECT WORLD LP, 401 BROADWAY, NEW YORK, NY (https://www.google.com/maps/place/401%20BROADWAY,NEW%20YORK,NY)	Graph	3	\$67,000.00	\$53,000.00	\$48,000.00	\$100,000.00
Totals	Graph	15	\$134,199.11	\$53,000.00	\$39,520.00	\$936,000.00

Employer Name/Worksite Address	Graph	Count	Mean Wage	Median Wage	Lowest Wage	Highest Wage
HI(NY), LLC, 401 BROADWAY, SUITE1908, NEW YORK, NY (https://www.google.com/maps/place/401%20BROADWAY,%20SUITE1908,NEW%20YORK,NY)	Graph	1	\$48,000.00	\$48,000.00	\$48,000.00	\$48,000.00
WIP RETAIL LLC, 401 BROADWAY, SUITE 1007, NEW YORK, NY (https://www.google.com/maps/place/401%20BROADWAY,%20SUITE%201007,NEW%20YORK,NY)	Graph	1	\$39,520.00	\$39,520.00	\$39,520.00	\$39,520.00
AGENCY ORANGE INC., 401 BROADWAY, SUITE 505, NEW YORK, NY (https://www.google.com/maps/place/401%20BROADWAY,%20SUITE%20505,NEW%20YORK,NY)	Graph	2	\$40,560.00	\$40,560.00	\$40,560.00	\$40,560.00
WORK EDITORIAL INC., 401 BROADWAY, NEW YORK, NY (https://www.google.com/maps/place/401%20BROADWAY,NEW%20YORK,NY)	Graph	9	\$181,437.96	\$109,241.60	\$48,000.00	\$936,000.00
Totals	Graph	13	\$138,583.20	\$52,000.00	\$39,520.00	\$936,000.00

Latitude: 40.71875 Longitude: -74.009247

Employer Name/Employer Address	Graph	Count	Mean Wage	Median Wage	Lowest Wage	Highest Wage
STEVEN ALAN OPERATIONS, LLC., 6 HARRISON STREET, NEW YORK, NY (https://www.google.com/maps/place/6%20HARRISON%20STREET,NEW%20YORK,NY)	Graph	1	\$42,890.00	\$42,890.00	\$42,890.00	\$42,890.00
STEVEN ALAN OPERATIONS, LLC, 6 HARRISON STREET, NEW YORK, NY (https://www.google.com/maps/place/6%20HARRISON%20STREET,NEW%20YORK,NY)	Graph	2	\$53,040.00	\$43,680.00	\$43,680.00	\$62,400.00
Totals	Graph	3	\$49,656.67	\$43,680.00	\$42,890.00	\$62,400.00

Employer Name/Worksite Address	Graph	Count	Mean Wage	Median Wage	Lowest Wage	Highest Wage
STEVEN ALAN OPERATIONS, LLC, 6 HARRISON STREET, NEW YORK, NY (https://www.google.com/maps/place/6%20HARRISON%20STREET,NEW%20YORK,NY)	Graph	3	\$49,656.67	\$43,680.00	\$42,890.00	\$62,400.00
Totals	Graph	3	\$49,656.67	\$43,680.00	\$42,890.00	\$62,400.00

Latitude: 40.718782 Longitude: -73.995915

Employer Name/Employer Address	Graph	Count	Mean Wage	Median Wage	Lowest Wage	Highest Wage
EVERGREEN MEDICAL CLINIC, P.C, 217 GRAND STREET, NEW YORK, NY (https://www.google.com/maps/place/217%20GRAND%20STREET,NEW%20YORK,NY)	Graph	1	\$80,000.00	\$80,000.00	\$80,000.00	\$80,000.00
GEORGE HALL MD PC, 217 GRAND STREET, NEW YORK, NY (https://www.google.com/maps/place/217%20GRAND%20STREET,NEW%20YORK,NY)	Graph	1	\$95,000.00	\$95,000.00	\$95,000.00	\$95,000.00

Employer Name/Employer Address	Graph	Count	Mean Wage	Median Wage	Lowest Wage	Highest Wage
GEORGE HALL, M.D., P.C., 217 GRAND STREET, NEW YORK, NY (https://www.google.com/maps/place/217%20GRAND%20STREET,NEW%20YORK,NY)	Graph	1	\$92,500.00	\$92,500.00	\$92,500.00	\$92,500.00
YUNG'S FAMILY LLC, 217 GRAND STREET, NEW YORK, NY (https://www.google.com/maps/place/217%20GRAND%20STREET,NEW%20YORK,NY)	Graph	1	\$61,958.37	\$61,958.37	\$61,958.37	\$61,958.37
Totals	Graph	4	\$82,364.59	\$80,000.00	\$61,958.37	\$95,000.00

Employer Name/Worksite Address	Graph	Count	Mean Wage	Median Wage	Lowest Wage	Highest Wage
YUNG'S FAMILY LLC, 217 GRAND STREET, NEW YORK, NY (https://www.google.com/maps/place/217%20GRAND%20STREET,NEW%20YORK,NY)	Graph	4	\$82,364.59	\$80,000.00	\$61,958.37	\$95,000.00
Totals	Graph	4	\$82,364.59	\$80,000.00	\$61,958.37	\$95,000.00

Latitude: 40.718811 Longitude: -73.951562

Employer Name/Employer Address	Graph	Count	Mean Wage	Median Wage	Lowest Wage	Highest Wage
MADE BY LEGENDS INC, 20 BAYARD STREET, BROOKLYN, NY (https://www.google.com/maps/place/20%20BAYARD%20STREET,BROOKLYN,NY)	Graph	1	\$83,200.00	\$83,200.00	\$83,200.00	\$83,200.00
Totals	Graph	1	\$83,200.00	\$83,200.00	\$83,200.00	\$83,200.00

Employer Name/Worksite Address	Graph	Count	Mean Wage	Median Wage	Lowest Wage	Highest Wage
MADE BY LEGENDS INC, 20 BAYARD STREET, BROOKLYN, NY (https://www.google.com/maps/place/20%20BAYARD%20STREET,BROOKLYN,NY)	Graph	1	\$83,200.00	\$83,200.00	\$83,200.00	\$83,200.00
Totals	Graph	1	\$83,200.00	\$83,200.00	\$83,200.00	\$83,200.00

Latitude: 40.718815 Longitude: -73.954976

Employer Name/Employer Address	Graph	Count	Mean Wage	Median Wage	Lowest Wage	Highest Wage
NEW YORK CREATIVE ARTS THERAPISTS, PLLC, 190 N. 10TH STREET, SUITE 301, BROOKLYN, NY (https://www.google.com/maps/place/190%20N.%2010TH%20STREET,%20SUITE%20301,BROOKLYN,NY)	Graph	1	\$42,000.00	\$42,000.00	\$42,000.00	\$42,000.00
SMALL GIRLS PR LLC, 190 NORTH 10TH STREET, BROOKLYN, NY (https://www.google.com/maps/place/190%20NORTH%2010TH%20STREET,BROOKLYN,NY)	Graph	1	\$38,771.00	\$38,771.00	\$38,771.00	\$38,771.00
THE THOUGHT & EXPRESSION COMPANY, LLC, 190 N 10TH ST, BROOKLYN, NY (https://www.google.com/maps/place/190%20N%2010TH%20ST,BROOKLYN,NY)	Graph	1	\$46,675.00	\$46,675.00	\$46,675.00	\$46,675.00
Totals	Graph	3	\$42,482.00	\$42,000.00	\$38,771.00	\$46,675.00

Employer Name/Worksite Address	Graph	Count	Mean Wage	Median Wage	Lowest Wage	Highest Wage
NEW YORK CREATIVE ARTS THERAPISTS, PLLC, 190 N. 10TH STREET, SUITE 301, BROOKLYN, NY (https://www.google.com/maps/place/190%20N.%2010TH%20STREET,%20SUITE%20301,BROOKLYN,NY)	Graph	1	\$42,000.00	\$42,000.00	\$42,000.00	\$42,000.00
SMALL GIRLS PR LLC, 190 NORTH 10TH STREET, BROOKLYN, NY (https://www.google.com/maps/place/190%20NORTH%2010TH%20STREET,BROOKLYN,NY)	Graph	1	\$38,771.00	\$38,771.00	\$38,771.00	\$38,771.00
THE THOUGHT & EXPRESSION COMPANY, LLC, 190 N 10TH ST, BROOKLYN, NY (https://www.google.com/maps/place/190%20N%2010TH%20ST,BROOKLYN,NY)	Graph	1	\$46,675.00	\$46,675.00	\$46,675.00	\$46,675.00
Totals	Graph	3	\$42,482.00	\$42,000.00	\$38,771.00	\$46,675.00

Latitude: 40.718828 Longitude: -74.0012

Employer Name/Employer Address	Graph	Count	Mean Wage	Median Wage	Lowest Wage	Highest Wage
--------------------------------	-------	-------	-----------	-------------	-------------	--------------

Employer Name/Employer Address	Graph	Count	Mean Wage	Median Wage	Lowest Wage	Highest Wage
HICKEY FISCH LLC, 269-271 CANAL STREET, NEW YORK, NY (https://www.google.com/maps/place/269-271%20CANAL%20STREET,NEW%20YORK,NY)	Graph	1	\$47,000.00	\$47,000.00	\$47,000.00	\$47,000.00
CHARLES B. WANG COMMUNITY HEALTH CENTER, 268 CANAL STREET, NEW YORK, NY (https://www.google.com/maps/place/268%20CANAL%20STREET,NEW%20YORK,NY)	Graph	6	\$65,340.00	\$50,000.00	\$50,000.00	\$91,520.00
Totals	Graph	7	\$62,720.00	\$50,000.00	\$47,000.00	\$91,520.00

Employer Name/Worksite Address	Graph	Count	Mean Wage	Median Wage	Lowest Wage	Highest Wage
HICKEY FISCH LLC, 269-271 CANAL STREET, NEW YORK, NY (https://www.google.com/maps/place/269-271%20CANAL%20STREET,NEW%20YORK,NY)	Graph	1	\$47,000.00	\$47,000.00	\$47,000.00	\$47,000.00
Totals	Graph	1	\$47,000.00	\$47,000.00	\$47,000.00	\$47,000.00

Latitude: 40.718871 Longitude: -74.002912

Employer Name/Employer Address	Graph	Count	Mean Wage	Median Wage	Lowest Wage	Highest Wage
MOOD STUDIO LLC, 52 WALKER STREET TRIBECA, NEW YORK, NY (https://www.google.com/maps/place/52%20WALKER%20STREET%20TRIBECA,NEW%20YORK,NY)	Graph	1	\$75,000.00	\$75,000.00	\$75,000.00	\$75,000.00
KNOTCH, INC., 52 WALKER ST., NEW YORK, NY (https://www.google.com/maps/place/52%20WALKER%20ST.,NEW%20YORK,NY)	Graph	2	\$150,500.00	\$115,000.00	\$115,000.00	\$186,000.00
Totals	Graph	3	\$125,333.33	\$115,000.00	\$75,000.00	\$186,000.00

Employer Name/Worksite Address	Graph	Count	Mean Wage	Median Wage	Lowest Wage	Highest Wage
KNOTCH, INC., 52 WALKER ST., NEW YORK, NY (https://www.google.com/maps/place/52%20WALKER%20ST.,NEW%20YORK,NY)	Graph	2	\$150,500.00	\$115,000.00	\$115,000.00	\$186,000.00
Totals	Graph	2	\$150,500.00	\$115,000.00	\$115,000.00	\$186,000.00

Latitude: 40.718897 Longitude: -74.00107

Employer Name/Employer Address	Graph	Count	Mean Wage	Median Wage	Lowest Wage	Highest Wage
ANDREW WILKINSON, 265 CANAL STREET SUITE 507, NEW YORK, NY (https://www.google.com/maps/place/265%20CANAL%20STREET%20%20SUITE%20507,NEW%20YORK,NY)	Graph	1	\$42,000.00	\$42,000.00	\$42,000.00	\$42,000.00
LA LIGNE LLC, 265 CANAL STREET, NEW YORK, NY (https://www.google.com/maps/place/265%20CANAL%20STREET,NEW%20YORK,NY)	Graph	1	\$120,000.00	\$120,000.00	\$120,000.00	\$120,000.00
OFFICE MAGAZINE LLC, 265 CANAL STREET, NEW YORK, NY (https://www.google.com/maps/place/265%20CANAL%20STREET,NEW%20YORK,NY)	Graph	1	\$30,000.00	\$30,000.00	\$30,000.00	\$30,000.00
POTION DESIGN, LLC, 265 CANAL STREET, NEW YORK, NY (https://www.google.com/maps/place/265%20CANAL%20STREET,NEW%20YORK,NY)	Graph	2	\$60,750.00	\$60,000.00	\$60,000.00	\$61,500.00
Totals	Graph	5	\$62,700.00	\$60,000.00	\$30,000.00	\$120,000.00

Employer Name/Worksite Address	Graph	Count	Mean Wage	Median Wage	Lowest Wage	Highest Wage
ANDREW WILKINSON, 265 CANAL STREET SUITE 507, NEW YORK, NY (https://www.google.com/maps/place/265%20CANAL%20STREET%20%20SUITE%20507,NEW%20YORK,NY)	Graph	1	\$42,000.00	\$42,000.00	\$42,000.00	\$42,000.00
OFFICE MAGAZINE LLC, 265 CANAL ST, NEW YORK, NY (https://www.google.com/maps/place/265%20CANAL%20ST,NEW%20YORK,NY)	Graph	1	\$30,000.00	\$30,000.00	\$30,000.00	\$30,000.00
POTION DESIGN, LLC, 265 CANAL STREET, NEW YORK, NY (https://www.google.com/maps/place/265%20CANAL%20STREET,NEW%20YORK,NY)	Graph	3	\$80,500.00	\$61,500.00	\$60,000.00	\$120,000.00
Totals	Graph	5	\$62,700.00	\$60,000.00	\$30,000.00	\$120,000.00

Latitude: 40.718923 Longitude: -74.003027

Employer Name/Employer Address	Graph	Count	Mean Wage	Median Wage	Lowest Wage	Highest Wage
TRIBECA DESIGN STUDIO LLC, 48 WALKER ST, NEW YORK, NY (https://www.google.com/maps/place/48%20WALKER%20ST,NEW%20YORK,NY)	Graph	1	\$80,000.00	\$80,000.00	\$80,000.00	\$80,000.00
TRIBECA DESIGN STUDIO LLC, 48 WALKER STREET, NEW YORK, NY (https://www.google.com/maps/place/48%20WALKER%20STREET,NEW%20YORK,NY)	Graph	1	\$58,198.40	\$58,198.40	\$58,198.40	\$58,198.40
Totals	Graph	2	\$69,099.20	\$58,198.40	\$58,198.40	\$80,000.00

Employer Name/Worksite Address	Graph	Count	Mean Wage	Median Wage	Lowest Wage	Highest Wage
TRIBECA DESIGN STUDIO LLC, 48 WALKER STREET, NEW YORK, NY (https://www.google.com/maps/place/48%20WALKER%20STREET,NEW%20YORK,NY)	Graph	2	\$69,099.20	\$58,198.40	\$58,198.40	\$80,000.00
Totals	Graph	2	\$69,099.20	\$58,198.40	\$58,198.40	\$80,000.00

Latitude: 40.718935 Longitude: -74.00219

Employer Name/Employer Address	Graph	Count	Mean Wage	Median Wage	Lowest Wage	Highest Wage
IDEO.ORG, 408 BROADWAY, NEW YORK, NY (https://www.google.com/maps/place/408%20BROADWAY,NEW%20YORK,NY)	Graph	1	\$110,000.00	\$110,000.00	\$110,000.00	\$110,000.00
LONG ISLAND BUSINESS INSTITUTE INC, 408 BROADWAY, NEW YORK, NY (https://www.google.com/maps/place/408%20BROADWAY,NEW%20YORK,NY)	Graph	1	\$22,350.00	\$22,350.00	\$22,350.00	\$22,350.00
PROFESSIONAL BUSINESS COLLEGE, INC., 408 BROADWAY, NEW YORK, NY (https://www.google.com/maps/place/408%20BROADWAY,NEW%20YORK,NY)	Graph	3	\$44,873.13	\$47,382.40	\$28,997.00	\$58,240.00
IDEO LP, 408 BROADWAY, 5TH FLOOR, NEW YORK, NY (https://www.google.com/maps/place/408%20BROADWAY,%205TH%20FLOOR,NEW%20YORK,NY)	Graph	11	\$74,235.00	\$74,235.00	\$74,235.00	\$74,235.00
Totals	Graph	16	\$67,722.15	\$74,235.00	\$22,350.00	\$110,000.00

Employer Name/Worksite Address	Graph	Count	Mean Wage	Median Wage	Lowest Wage	Highest Wage
PROFESSIONAL BUSINESS COLLEGE, INC., 408 BROADWAY, NEW YORK, NY (https://www.google.com/maps/place/408%20BROADWAY,NEW%20YORK,NY)	Graph	7	\$65,852.77	\$58,240.00	\$22,350.00	\$110,000.00
IDEO LP, 408 BROADWAY, 5TH FLOOR, NEW YORK, NY (https://www.google.com/maps/place/408%20BROADWAY,%205TH%20FLOOR,NEW%20YORK,NY)	Graph	11	\$74,235.00	\$74,235.00	\$74,235.00	\$74,235.00
Totals	Graph	18	\$70,975.24	\$74,235.00	\$22,350.00	\$110,000.00

Latitude: 40.71894 Longitude: -73.962043

Employer Name/Worksite Address	Graph	Count	Mean Wage	Median Wage	Lowest Wage	Highest Wage
RESPONDENT INC, 14 DUNHAM PLACE, NEW YORK CITY, NY (https://www.google.com/maps/place/14%20DUNHAM%20PLACE,NEW%20YORK%20CITY,NY)	Graph	2	\$59,488.00	\$46,675.20	\$46,675.20	\$72,300.80
Totals	Graph	2	\$59,488.00	\$46,675.20	\$46,675.20	\$72,300.80

Latitude: 40.718949 Longitude: -73.95519

Employer Name/Employer Address	Graph	Count	Mean Wage	Median Wage	Lowest Wage	Highest Wage
MYMOON CORP., 184 NORTH 10TH ST., BROOKLYN, NY (https://www.google.com/maps/place/184%20NORTH%2010TH%20ST.,BROOKLYN,NY)	Graph	1	\$52,000.00	\$52,000.00	\$52,000.00	\$52,000.00
Totals	Graph	1	\$52,000.00	\$52,000.00	\$52,000.00	\$52,000.00

Employer Name/Worksite Address	Graph	Count	Mean Wage	Median Wage	Lowest Wage	Highest Wage
--------------------------------	-------	-------	-----------	-------------	-------------	--------------

Employer Name/Worksite Address	Graph	Count	Mean Wage	Median Wage	Lowest Wage	Highest Wage
MYMOON CORP, 184 NORTH 10TH STREET, BROOKLYN, NY (https://www.google.com/maps/place/184%20NORTH%2010TH%20STREET,BROOKLYN,NY)	Graph	1	\$52,000.00	\$52,000.00	\$52,000.00	\$52,000.00
MYMOON CORP., 184 NORTH 10TH ST., BROOKLYN, NY (https://www.google.com/maps/place/184%20NORTH%2010TH%20ST.,BROOKLYN,NY)	Graph	1	\$52,000.00	\$52,000.00	\$52,000.00	\$52,000.00
Totals	Graph	2	\$52,000.00	\$52,000.00	\$52,000.00	\$52,000.00

Latitude: 40.718974 Longitude: -73.309949

Employer Name/Employer Address	Graph	Count	Mean Wage	Median Wage	Lowest Wage	Highest Wage
VETERINARY MEDICAL CENTER OF LONG ISLAND PLLC, 75 SUNRISE HIGHWAY, WEST ISLIP, NY (https://www.google.com/maps/place/75%20SUNRISE%20HIGHWAY,WEST%20ISLIP,NY)	Graph	1	\$35,000.00	\$35,000.00	\$35,000.00	\$35,000.00
Totals	Graph	1	\$35,000.00	\$35,000.00	\$35,000.00	\$35,000.00

Employer Name/Worksite Address	Graph	Count	Mean Wage	Median Wage	Lowest Wage	Highest Wage
VETERINARY MEDICAL CENTER OF LONG ISLAND PLLC, 75 SUNRISE HIGHWAY, WEST ISLIP, NY (https://www.google.com/maps/place/75%20SUNRISE%20HIGHWAY,WEST%20ISLIP,NY)	Graph	1	\$35,000.00	\$35,000.00	\$35,000.00	\$35,000.00
Totals	Graph	1	\$35,000.00	\$35,000.00	\$35,000.00	\$35,000.00

Latitude: 40.718999 Longitude: -73.989637

Employer Name/Employer Address	Graph	Count	Mean Wage	Median Wage	Lowest Wage	Highest Wage
BABEL, INC., 85 DELANCEY STREET, NEW YORK, NY (https://www.google.com/maps/place/85%20DELANCEY%20STREET,NEW%20YORK,NY)	Graph	1	\$85,000.00	\$85,000.00	\$85,000.00	\$85,000.00
Totals	Graph	1	\$85,000.00	\$85,000.00	\$85,000.00	\$85,000.00

Employer Name/Worksite Address	Graph	Count	Mean Wage	Median Wage	Lowest Wage	Highest Wage
GRAMMARLY INC., 85 DELANCEY ST STE 66, NEW YORK, NY (https://www.google.com/maps/place/85%20DELANCEY%20ST%20STE%2066,NEW%20YORK,NY)	Graph	2	\$125,000.00	\$120,000.00	\$120,000.00	\$130,000.00
GETSTYLIN LLC., 85 DELANCEY STREET, NEW YORK, NY (https://www.google.com/maps/place/85%20DELANCEY%20STREET,NEW%20YORK,NY)	Graph	3	\$63,000.00	\$52,000.00	\$52,000.00	\$85,000.00
Totals	Graph	5	\$87,800.00	\$85,000.00	\$52,000.00	\$130,000.00

Latitude: 40.719086 Longitude: -73.838811

Employer Name/Worksite Address	Graph	Count	Mean Wage	Median Wage	Lowest Wage	Highest Wage
MASON PHARMACY INC, 137-69 QUEENS BLVD, BRIARWOOD, NY (https://www.google.com/maps/place/137-69%20QUEENS%20BLVD,BRIARWOOD,NY)	Graph	2	\$100,995.00	\$100,995.00	\$100,995.00	\$100,995.00
Totals	Graph	2	\$100,995.00	\$100,995.00	\$100,995.00	\$100,995.00

Latitude: 40.719118 Longitude: -73.841524

Employer Name/Employer Address	Graph	Count	Mean Wage	Median Wage	Lowest Wage	Highest Wage
SOFTTECH SOURCE, 109-17 72ND ROAD, FOREST HILLS, NY (https://www.google.com/maps/place/109-17%2072ND%20ROAD,FOREST%20HILLS,NY)	Graph	1	\$108,000.00	\$108,000.00	\$108,000.00	\$108,000.00
SOFT TECH SOURCE, 109-17 72ND ROAD, FOREST HILLS, NY (https://www.google.com/maps/place/109-17%2072ND%20ROAD,FOREST%20HILLS,NY)	Graph	7	\$65,704.29	\$56,000.00	\$47,000.00	\$108,000.00
Totals	Graph	8	\$70,991.25	\$56,000.00	\$47,000.00	\$108,000.00

Employer Name/Worksite Address	Graph	Count	Mean Wage	Median Wage	Lowest Wage	Highest Wage
SOFT TECH SOURCE, 109-17 72ND RD, FOREST HILLS, NY (https://www.google.com/maps/place/109-17%2072ND%20RD,FOREST%20HILLS,NY)	Graph	5	\$54,786.00	\$55,765.00	\$47,000.00	\$62,000.00
Totals	Graph	5	\$54,786.00	\$55,765.00	\$47,000.00	\$62,000.00

Latitude: 40.719123 Longitude: -73.999994

Employer Name/Worksite Address	Graph	Count	Mean Wage	Median Wage	Lowest Wage	Highest Wage
IDOL SOFT, INC., 151 LAFAYETTE STREET, NEW YORK, NY (https://www.google.com/maps/place/151%20LAFAYETTE%20STREET,NEW%20YORK,NY)	Graph	1	\$90,000.00	\$90,000.00	\$90,000.00	\$90,000.00
Totals	Graph	1	\$90,000.00	\$90,000.00	\$90,000.00	\$90,000.00

Latitude: 40.719123 Longitude: -73.996911

Employer Name/Employer Address	Graph	Count	Mean Wage	Median Wage	Lowest Wage	Highest Wage
BARREL LLC, 197 GRAND STREET, NEW YORK, NY (https://www.google.com/maps/place/197%20GRAND%20STREET,NEW%20YORK,NY)	Graph	1	\$60,000.00	\$60,000.00	\$60,000.00	\$60,000.00
CRAIG CUTLER STUDIO INC., 197 GRAND STREET, NEW YORK, NY (https://www.google.com/maps/place/197%20GRAND%20STREET,NEW%20YORK,NY)	Graph	1	\$35,000.00	\$35,000.00	\$35,000.00	\$35,000.00
ROANNE ADAMS DESIGN LLC, 197 GRAND STREET, NEW YORK, NY (https://www.google.com/maps/place/197%20GRAND%20STREET,NEW%20YORK,NY)	Graph	1	\$200,000.00	\$200,000.00	\$200,000.00	\$200,000.00
Totals	Graph	3	\$98,333.33	\$60,000.00	\$35,000.00	\$200,000.00

Employer Name/Worksite Address	Graph	Count	Mean Wage	Median Wage	Lowest Wage	Highest Wage
CRAIG CUTLER STUDIO INC., 197 GRAND ST STE 5N, NEW YORK, NY (https://www.google.com/maps/place/197%20GRAND%20ST%20STE%205N,NEW%20YORK,NY)	Graph	1	\$35,000.00	\$35,000.00	\$35,000.00	\$35,000.00
ROANNE ADAMS DESIGN LLC, 197 GRAND STREET, NEW YORK, NY (https://www.google.com/maps/place/197%20GRAND%20STREET,NEW%20YORK,NY)	Graph	2	\$130,000.00	\$60,000.00	\$60,000.00	\$200,000.00
Totals	Graph	3	\$98,333.33	\$60,000.00	\$35,000.00	\$200,000.00

Latitude: 40.719147 Longitude: -74.00201

Employer Name/Employer Address	Graph	Count	Mean Wage	Median Wage	Lowest Wage	Highest Wage
SKAGGS EAST, LLC, 414 BROADWAY, NEW YORK, NY (https://www.google.com/maps/place/414%20BROADWAY,NEW%20YORK,NY)	Graph	1	\$40,000.00	\$40,000.00	\$40,000.00	\$40,000.00
Totals	Graph	1	\$40,000.00	\$40,000.00	\$40,000.00	\$40,000.00

Employer Name/Worksite Address	Graph	Count	Mean Wage	Median Wage	Lowest Wage	Highest Wage
SKAGGS EAST, LLC, 414 BROADWAY, NEW YORK, NY (https://www.google.com/maps/place/414%20BROADWAY,NEW%20YORK,NY)	Graph	2	\$49,005.60	\$40,000.00	\$40,000.00	\$58,011.20
Totals	Graph	2	\$49,005.60	\$40,000.00	\$40,000.00	\$58,011.20

Latitude: 40.719164 Longitude: -73.856321

Employer Name/Employer Address	Graph	Count	Mean Wage	Median Wage	Lowest Wage	Highest Wage
KALANTRY LLP, 7026 GROTON STREET, FOREST HILLS, NY (https://www.google.com/maps/place/7026%20GROTON%20STREET,FOREST%20HILLS,NY)	Graph	1	\$55,765.00	\$55,765.00	\$55,765.00	\$55,765.00
Totals	Graph	1	\$55,765.00	\$55,765.00	\$55,765.00	\$55,765.00

Employer Name/Worksite Address	Graph	Count	Mean Wage	Median Wage	Lowest Wage	Highest Wage
KALANTRY LLP, 7026 GROTON STREET, FOREST HILLS, NY (https://www.google.com/maps/place/7026%20GROTON%20STREET,FOREST%20HILLS,NY)	Graph	1	\$55,765.00	\$55,765.00	\$55,765.00	\$55,765.00
Totals	Graph	1	\$55,765.00	\$55,765.00	\$55,765.00	\$55,765.00

Latitude: 40.719168 Longitude: -73.270481

Employer Name/Worksite Address	Graph	Count	Mean Wage	Median Wage	Lowest Wage	Highest Wage
ALLEN FIELD CO., INC., 256A ORINOCO DRIVE, BRIGHTWATERS, NY (https://www.google.com/maps/place/256A%20ORINOCO%20DRIVE,BRIGHTWATERS,NY)	Graph	1	\$54,995.20	\$54,995.20	\$54,995.20	\$54,995.20
Totals	Graph	1	\$54,995.20	\$54,995.20	\$54,995.20	\$54,995.20

Employer Name/Worksite Address	Graph	Count	Mean Wage	Median Wage	Lowest Wage	Highest Wage
ALLEN FIELD CO., INC., 256A ORINOCO DRIVE, BRIGHTWATERS, NY (https://www.google.com/maps/place/256A%20ORINOCO%20DRIVE,BRIGHTWATERS,NY)	Graph	1	\$54,995.20	\$54,995.20	\$54,995.20	\$54,995.20
Totals	Graph	1	\$54,995.20	\$54,995.20	\$54,995.20	\$54,995.20

Latitude: 40.719181 Longitude: -73.9935

Employer Name/Worksite Address	Graph	Count	Mean Wage	Median Wage	Lowest Wage	Highest Wage
INTERNATIONAL MUSICIANS LEAGUE, INC., 330 BROOME STREET, NEW YORK, NY (https://www.google.com/maps/place/330%20BROOME%20STREET,NEW%20YORK,NY)	Graph	1	\$70,000.00	\$70,000.00	\$70,000.00	\$70,000.00
Totals	Graph	1	\$70,000.00	\$70,000.00	\$70,000.00	\$70,000.00

Employer Name/Worksite Address	Graph	Count	Mean Wage	Median Wage	Lowest Wage	Highest Wage
INTERNATIONAL MUSICIANS LEAGUE, INC., 330 BROOME STREET, NEW YORK, NY (https://www.google.com/maps/place/330%20BROOME%20STREET,NEW%20YORK,NY)	Graph	1	\$70,000.00	\$70,000.00	\$70,000.00	\$70,000.00
Totals	Graph	1	\$70,000.00	\$70,000.00	\$70,000.00	\$70,000.00

Latitude: 40.719232 Longitude: -74.00211

Employer Name/Worksite Address	Graph	Count	Mean Wage	Median Wage	Lowest Wage	Highest Wage
ADJAYE ASSOCIATES ARCHITECTS P.C., 415 BROADWAY, 3RD FLOOR, NEW YORK, NY (https://www.google.com/maps/place/415%20BROADWAY,%203RD%20FLOOR,NEW%20YORK,NY)	Graph	1	\$63,000.00	\$63,000.00	\$63,000.00	\$63,000.00
ADJAYE ASSOCIATES INC., 415 BROADWAY, 3RD FLOOR, NEW YORK, NY (https://www.google.com/maps/place/415%20BROADWAY,%203RD%20FLOOR,NEW%20YORK,NY)	Graph	1	\$63,000.00	\$63,000.00	\$63,000.00	\$63,000.00
Totals	Graph	2	\$63,000.00	\$63,000.00	\$63,000.00	\$63,000.00

Employer Name/Worksite Address	Graph	Count	Mean Wage	Median Wage	Lowest Wage	Highest Wage
ADJAYE ASSOCIATES INC., 415 BROADWAY, 3RD FLOOR, NEW YORK, NY (https://www.google.com/maps/place/415%20BROADWAY,%203RD%20FLOOR,NEW%20YORK,NY)	Graph	2	\$63,000.00	\$63,000.00	\$63,000.00	\$63,000.00
Totals	Graph	2	\$63,000.00	\$63,000.00	\$63,000.00	\$63,000.00

Latitude: 40.719268 Longitude: -74.008771

Employer Name/Worksite Address	Graph	Count	Mean Wage	Median Wage	Lowest Wage	Highest Wage
--------------------------------	-------	-------	-----------	-------------	-------------	--------------

Employer Name/Employer Address	Graph	Count	Mean Wage	Median Wage	Lowest Wage	Highest Wage
HR&A ADVISORS, INC., 99 HUDSON STREET, NEW YORK, NY (https://www.google.com/maps/place/99%20HUDSON%20STREET,NEW%20YORK,NY)	Graph	1	\$84,000.00	\$84,000.00	\$84,000.00	\$84,000.00
NEW YORK CITY REGIONAL CENTER, LLC, 99 HUDSON ST., 15TH FLOOR, NEW YORK, NY (https://www.google.com/maps/place/99%20HUDSON%20ST.,%2015TH%20FLOOR,NEW%20YORK,NY)	Graph	1	\$80,000.00	\$80,000.00	\$80,000.00	\$80,000.00
PROGYNY, INC., 99 HUDSON STREET, NEW YORK, NY (https://www.google.com/maps/place/99%20HUDSON%20STREET,NEW%20YORK,NY)	Graph	1	\$120,000.00	\$120,000.00	\$120,000.00	\$120,000.00
Totals	Graph	3	\$94,666.67	\$84,000.00	\$80,000.00	\$120,000.00

Employer Name/Worksite Address	Graph	Count	Mean Wage	Median Wage	Lowest Wage	Highest Wage
NEW YORK CITY REGIONAL CENTER, LLC, 99 HUDSON STREET, 15TH FLOOR, NEW YORK, NY (https://www.google.com/maps/place/99%20HUDSON%20STREET,%2015TH%20FLOOR,NEW%20YORK,NY)	Graph	1	\$80,000.00	\$80,000.00	\$80,000.00	\$80,000.00
PROGYNY, INC., 99 HUDSON STREET, NEW YORK, NY (https://www.google.com/maps/place/99%20HUDSON%20STREET,NEW%20YORK,NY)	Graph	2	\$102,000.00	\$84,000.00	\$84,000.00	\$120,000.00
Totals	Graph	3	\$94,666.67	\$84,000.00	\$80,000.00	\$120,000.00

Latitude: 40.719282 Longitude: -74.009237

Employer Name/Employer Address	Graph	Count	Mean Wage	Median Wage	Lowest Wage	Highest Wage
LOCUS ANALYTICS LLC, 179 FRANKLIN STREET, NEW YORK, NY (https://www.google.com/maps/place/179%20FRANKLIN%20STREET,NEW%20YORK,NY)	Graph	4	\$87,634.00	\$77,106.00	\$65,000.00	\$108,430.00
Totals	Graph	4	\$87,634.00	\$77,106.00	\$65,000.00	\$108,430.00

Employer Name/Worksite Address	Graph	Count	Mean Wage	Median Wage	Lowest Wage	Highest Wage
LOCUS ANALYTICS LLC, 179 FRANKLIN STREET, NEW YORK, NY (https://www.google.com/maps/place/179%20FRANKLIN%20STREET,NEW%20YORK,NY)	Graph	4	\$87,634.00	\$77,106.00	\$65,000.00	\$108,430.00
Totals	Graph	4	\$87,634.00	\$77,106.00	\$65,000.00	\$108,430.00

Latitude: 40.719283 Longitude: -73.763764

Employer Name/Employer Address	Graph	Count	Mean Wage	Median Wage	Lowest Wage	Highest Wage
PYRAMID CONTRACTING GROUP INC., 20404 HILLSIDE AVENUE, HOLLIS, NY (https://www.google.com/maps/place/20404%20HILLSIDE%20AVENUE,HOLLIS,NY)	Graph	2	\$78,000.00	\$73,000.00	\$73,000.00	\$83,000.00
Totals	Graph	2	\$78,000.00	\$73,000.00	\$73,000.00	\$83,000.00

Employer Name/Worksite Address	Graph	Count	Mean Wage	Median Wage	Lowest Wage	Highest Wage
PYRAMID CONTRACTING GROUP INC., 20404 HILLSIDE AVENUE, HOLLIS, NY (https://www.google.com/maps/place/20404%20HILLSIDE%20AVENUE,HOLLIS,NY)	Graph	1	\$83,000.00	\$83,000.00	\$83,000.00	\$83,000.00
PYRAMID CONTRACTING GROUP INC., 2404 HILLSIDE AVE, HOLLIS, NY (https://www.google.com/maps/place/2404%20HILLSIDE%20AVE,HOLLIS,NY)	Graph	1	\$73,000.00	\$73,000.00	\$73,000.00	\$73,000.00
Totals	Graph	2	\$78,000.00	\$73,000.00	\$73,000.00	\$83,000.00

Latitude: 40.719336 Longitude: -73.799815

Employer Name/Employer Address	Graph	Count	Mean Wage	Median Wage	Lowest Wage	Highest Wage
F&D INTERNATIONAL USA CORP, 82-22 167TH STREET, JAMAICA, NY (https://www.google.com/maps/place/82-22%20167TH%20STREET,JAMAICA,NY)	Graph	1	\$60,000.00	\$60,000.00	\$60,000.00	\$60,000.00
Totals	Graph	1	\$60,000.00	\$60,000.00	\$60,000.00	\$60,000.00

Employer Name/Worksite Address	Graph	Count	Mean Wage	Median Wage	Lowest Wage	Highest Wage
F&D INTERNATIONAL USA CORP, 82-22 167TH STREET, JAMAICA, NY (https://www.google.com/maps/place/82-22%20167TH%20STREET,JAMAICA,NY)	Graph	1	\$60,000.00	\$60,000.00	\$60,000.00	\$60,000.00
Totals	Graph	1	\$60,000.00	\$60,000.00	\$60,000.00	\$60,000.00

Latitude: 40.719385 Longitude: -74.008932

Employer Name/Worksite Address	Graph	Count	Mean Wage	Median Wage	Lowest Wage	Highest Wage
GARY GRAHAM COLLECTIONS LLC, 176 FRANKLIN STREET, NEW YORK, NY (https://www.google.com/maps/place/176%20FRANKLIN%20STREET,NEW%20YORK,NY)	Graph	1	\$49,920.00	\$49,920.00	\$49,920.00	\$49,920.00
Totals	Graph	1	\$49,920.00	\$49,920.00	\$49,920.00	\$49,920.00

Employer Name/Worksite Address	Graph	Count	Mean Wage	Median Wage	Lowest Wage	Highest Wage
GARY GRAHAM COLLECTIONS LLC, 176 FRANKLIN STREET, NEW YORK, NY (https://www.google.com/maps/place/176%20FRANKLIN%20STREET,NEW%20YORK,NY)	Graph	1	\$49,920.00	\$49,920.00	\$49,920.00	\$49,920.00
Totals	Graph	1	\$49,920.00	\$49,920.00	\$49,920.00	\$49,920.00

Latitude: 40.719401 Longitude: -73.984983

Employer Name/Worksite Address	Graph	Count	Mean Wage	Median Wage	Lowest Wage	Highest Wage
GREEN SEED GROUP LLC, 63 CLINTON STREET, NEW YORK, NY (https://www.google.com/maps/place/63%20CLINTON%20STREET,NEW%20YORK,NY)	Graph	1	\$50,000.00	\$50,000.00	\$50,000.00	\$50,000.00
Totals	Graph	1	\$50,000.00	\$50,000.00	\$50,000.00	\$50,000.00

Latitude: 40.719412 Longitude: -73.775738

Employer Name/Worksite Address	Graph	Count	Mean Wage	Median Wage	Lowest Wage	Highest Wage
T.R. JOY & ASSOCIATES, INC., 86-38 188TH STREET, HOLLIS, NY (https://www.google.com/maps/place/86-38%20188TH%20STREET,HOLLIS,NY)	Graph	1	\$53,165.00	\$53,165.00	\$53,165.00	\$53,165.00
Totals	Graph	1	\$53,165.00	\$53,165.00	\$53,165.00	\$53,165.00

Employer Name/Worksite Address	Graph	Count	Mean Wage	Median Wage	Lowest Wage	Highest Wage
T.R. JOY & ASSOCIATES, INC., 86-38 188TH STREET, HOLLIS, NY (https://www.google.com/maps/place/86-38%20188TH%20STREET,HOLLIS,NY)	Graph	1	\$53,165.00	\$53,165.00	\$53,165.00	\$53,165.00
Totals	Graph	1	\$53,165.00	\$53,165.00	\$53,165.00	\$53,165.00

Latitude: 40.719439 Longitude: -73.986902

Employer Name/Worksite Address	Graph	Count	Mean Wage	Median Wage	Lowest Wage	Highest Wage
MARYAM NASSIR ZADEH CORPORATION, 123 NORFOLK ST, NEW YORK, NY (https://www.google.com/maps/place/123%20NORFOLK%20ST,NEW%20YORK,NY)	Graph	1	\$57,000.00	\$57,000.00	\$57,000.00	\$57,000.00
Totals	Graph	1	\$57,000.00	\$57,000.00	\$57,000.00	\$57,000.00

Employer Name/Worksite Address	Graph	Count	Mean Wage	Median Wage	Lowest Wage	Highest Wage
MARYAM NASSIR ZADEH CORPORATION, 123 NORFOLK ST, NEW YORK, NY (https://www.google.com/maps/place/123%20NORFOLK%20ST,NEW%20YORK,NY)	Graph	1	\$57,000.00	\$57,000.00	\$57,000.00	\$57,000.00

Employer Name/Worksite Address	Graph	Count	Mean Wage	Median Wage	Lowest Wage	Highest Wage
Totals	Graph	1	\$57,000.00	\$57,000.00	\$57,000.00	\$57,000.00

Latitude: 40.719486 Longitude: -73.842453

Employer Name/Worksite Address	Graph	Count	Mean Wage	Median Wage	Lowest Wage	Highest Wage
BODY & BRAIN YOGA AND HEALTH CENTERS, INC., 108-14 72ND AVE., FOREST HILLS, NY (https://www.google.com/maps/place/108-14%2072ND%20AVE.,FOREST%20HILLS,NY)	Graph	1	\$43,000.00	\$43,000.00	\$43,000.00	\$43,000.00
Totals	Graph	1	\$43,000.00	\$43,000.00	\$43,000.00	\$43,000.00

Latitude: 40.719519 Longitude: -74.002995

Employer Name/Worksite Address	Graph	Count	Mean Wage	Median Wage	Lowest Wage	Highest Wage
CEMAYLA LLC, 52 LISPENARD STREET, NY NY, NEW YORK, NY (https://www.google.com/maps/place/52%20LISPENARD%20STREET,%20NY%20NY,NEW%20YORK,NY)	Graph	1	\$37,585.60	\$37,585.60	\$37,585.60	\$37,585.60
Totals	Graph	1	\$37,585.60	\$37,585.60	\$37,585.60	\$37,585.60

Latitude: 40.719521 Longitude: -73.99963

Employer Name/Employer Address	Graph	Count	Mean Wage	Median Wage	Lowest Wage	Highest Wage
DOLCE & GABANNA USA, INC., 148 LAFAYETTE STREET, NEW YORK, NY (https://www.google.com/maps/place/148%20LAFAYETTE%20STREET,NEW%20YORK,NY)	Graph	1	\$260,000.00	\$260,000.00	\$260,000.00	\$260,000.00
DOLCE & GABBANA USA, INC., 148 LAFAYETTE STREET, NEW YORK, NY (https://www.google.com/maps/place/148%20LAFAYETTE%20STREET,NEW%20YORK,NY)	Graph	1	\$260,000.00	\$260,000.00	\$260,000.00	\$260,000.00
CALLISONRTKL ARCHITECTS P.C., 148 LAFAYETTE ST, 11TH FLOOR, NEW YORK, NY (https://www.google.com/maps/place/148%20LAFAYETTE%20ST,%2011TH%20FLOOR,NEW%20YORK,NY)	Graph	2	\$50,970.40	\$49,940.80	\$49,940.80	\$52,000.00
LAFAYETTE 148, INC., 148 LAFAYETTE STREET, NEW YORK, NY (https://www.google.com/maps/place/148%20LAFAYETTE%20STREET,NEW%20YORK,NY)	Graph	2	\$122,500.00	\$95,000.00	\$95,000.00	\$150,000.00
Totals	Graph	6	\$144,490.13	\$95,000.00	\$49,940.80	\$260,000.00

Employer Name/Worksite Address	Graph	Count	Mean Wage	Median Wage	Lowest Wage	Highest Wage
LAFAYETTE 148, INC., 148 LAFAYETTE ST, NEW YORK, NY (https://www.google.com/maps/place/148%20LAFAYETTE%20ST,NEW%20YORK,NY)	Graph	2	\$122,500.00	\$95,000.00	\$95,000.00	\$150,000.00
CALLISONRTKL ARCHITECTS PC, 148 LAFAYETTE ST, 11TH FLOOR, NEW YORK, NY (https://www.google.com/maps/place/148%20LAFAYETTE%20ST,%2011TH%20FLOOR,NEW%20YORK,NY)	Graph	5	\$53,597.44	\$55,016.00	\$49,940.80	\$56,014.00
TOWER RESEARCH CAPITAL LLC, 148 LAFAYETTE STREET, NEW YORK, NY (https://www.google.com/maps/place/148%20LAFAYETTE%20STREET,NEW%20YORK,NY)	Graph	21	\$145,476.19	\$135,000.00	\$120,000.00	\$260,000.00
Totals	Graph	28	\$127,428.11	\$130,000.00	\$49,940.80	\$260,000.00

Latitude: 40.719537 Longitude: -73.998812

Employer Name/Employer Address	Graph	Count	Mean Wage	Median Wage	Lowest Wage	Highest Wage
PAPER MACHE TIGER LLC, 217 CENTRE STREET, NEW YORK, NY (https://www.google.com/maps/place/217%20CENTRE%20STREET,NEW%20YORK,NY)	Graph	1	\$65,000.00	\$65,000.00	\$65,000.00	\$65,000.00
Totals	Graph	1	\$65,000.00	\$65,000.00	\$65,000.00	\$65,000.00

Employer Name/Worksite Address	Graph	Count	Mean Wage	Median Wage	Lowest Wage	Highest Wage
--------------------------------	-------	-------	-----------	-------------	-------------	--------------

Employer Name/Worksite Address	Graph	Count	Mean Wage	Median Wage	Lowest Wage	Highest Wage
PAPER MACHE TIGER LLC, 217 CENTRE STREET, NEW YORK, NY (https://www.google.com/maps/place/217%20CENTRE%20STREET,NEW%20YORK,NY)	Graph	1	\$65,000.00	\$65,000.00	\$65,000.00	\$65,000.00
Totals	Graph	1	\$65,000.00	\$65,000.00	\$65,000.00	\$65,000.00

Latitude: 40.719553 Longitude: -74.00422

Employer Name/Worksite Address	Graph	Count	Mean Wage	Median Wage	Lowest Wage	Highest Wage
NR2154 NYC LLC, 305 CHURCH ST., NEW YORK, NY (https://www.google.com/maps/place/305%20CHURCH%20ST.,NEW%20YORK,NY)	Graph	1	\$76,000.00	\$76,000.00	\$76,000.00	\$76,000.00
Totals	Graph	1	\$76,000.00	\$76,000.00	\$76,000.00	\$76,000.00

Employer Name/Worksite Address	Graph	Count	Mean Wage	Median Wage	Lowest Wage	Highest Wage
NR2154 NYC LLC, 305 CHURCH ST., NEW YORK, NY (https://www.google.com/maps/place/305%20CHURCH%20ST.,NEW%20YORK,NY)	Graph	1	\$76,000.00	\$76,000.00	\$76,000.00	\$76,000.00
Totals	Graph	1	\$76,000.00	\$76,000.00	\$76,000.00	\$76,000.00

Latitude: 40.719565 Longitude: -73.908315

Employer Name/Worksite Address	Graph	Count	Mean Wage	Median Wage	Lowest Wage	Highest Wage
DANIEL FOODS CORP., 58-60 59TH STREET, MASPETH, NY (https://www.google.com/maps/place/58-60%2059TH%20STREET,MA SPETH,NY)	Graph	2	\$48,796.80	\$48,796.80	\$48,796.80	\$48,796.80
Totals	Graph	2	\$48,796.80	\$48,796.80	\$48,796.80	\$48,796.80

Employer Name/Worksite Address	Graph	Count	Mean Wage	Median Wage	Lowest Wage	Highest Wage
DANIEL FOODS CORP., 58-60 59TH STREET, MASPETH, NY (https://www.google.com/maps/place/58-60%2059TH%20STREET,MA SPETH,NY)	Graph	2	\$48,796.80	\$48,796.80	\$48,796.80	\$48,796.80
Totals	Graph	2	\$48,796.80	\$48,796.80	\$48,796.80	\$48,796.80

Latitude: 40.719587 Longitude: -74.001637

Employer Name/Worksite Address	Graph	Count	Mean Wage	Median Wage	Lowest Wage	Highest Wage
LAIR EAST INC., 424 BROADWAY SUITE 602, NEW YORK, NY (https://www.google.com/maps/place/424%20BROADWAY%20SUITE%20602,NEW%20YORK,NY)	Graph	1	\$65,748.80	\$65,748.80	\$65,748.80	\$65,748.80
MANAGE MINDFULLY, 424 BROADWAY, NEW YORK, NY (https://www.google.com/maps/place/424%20BROADWAY,NEW%20YORK,NY)	Graph	1	\$52,000.00	\$52,000.00	\$52,000.00	\$52,000.00
PALM DRIVE CAPITAL LLC, 424 BROADWAY, NEW YORK, NY (https://www.google.com/maps/place/424%20BROADWAY,NEW%20YORK,NY)	Graph	2	\$67,152.80	\$65,748.80	\$65,748.80	\$68,556.80
Totals	Graph	4	\$63,013.60	\$65,748.80	\$52,000.00	\$68,556.80

Employer Name/Worksite Address	Graph	Count	Mean Wage	Median Wage	Lowest Wage	Highest Wage
LAIR EAST INC., 424 BROADWAY SUITE 602, NEW YORK, NY (https://www.google.com/maps/place/424%20BROADWAY%20SUITE%20602,NEW%20YORK,NY)	Graph	1	\$65,748.80	\$65,748.80	\$65,748.80	\$65,748.80
PALM DRIVE CAPITAL LLC, 424 BROADWAY, NEW YORK, NY (https://www.google.com/maps/place/424%20BROADWAY,NEW%20YORK,NY)	Graph	3	\$62,101.87	\$65,748.80	\$52,000.00	\$68,556.80
Totals	Graph	4	\$63,013.60	\$65,748.80	\$52,000.00	\$68,556.80

Latitude: 40.719601 Longitude: -73.997907

Employer Name/Employer Address	Graph	Count	Mean Wage	Median Wage	Lowest Wage	Highest Wage
SIBLING RIVALRY FILMS LLC, 176 GRAND ST., NEW YORK, NY (https://www.google.com/maps/place/176%20GRAND%20ST.,NEW%20YORK,NY)	Graph	1	\$97,000.00	\$97,000.00	\$97,000.00	\$97,000.00
SIBLING RIVALRY STUDIO LLC, 176 GRAND ST., NEW YORK, NY (https://www.google.com/maps/place/176%20GRAND%20ST.,NEW%20YORK,NY)	Graph	1	\$97,000.00	\$97,000.00	\$97,000.00	\$97,000.00
WORKING NOT WORKING, INC., 176 GRAND STREET, NEW YORK, NY (https://www.google.com/maps/place/176%20GRAND%20STREET,NEW%20YORK,NY)	Graph	1	\$82,000.00	\$82,000.00	\$82,000.00	\$82,000.00
MATTE FINISH LLC, 176 GRAND STREET, NEW YORK, NY (https://www.google.com/maps/place/176%20GRAND%20STREET,NEW%20YORK,NY)	Graph	2	\$65,500.00	\$36,000.00	\$36,000.00	\$95,000.00
Totals	Graph	5	\$81,400.00	\$95,000.00	\$36,000.00	\$97,000.00

Employer Name/Worksite Address	Graph	Count	Mean Wage	Median Wage	Lowest Wage	Highest Wage
SIBLING RIVALRY STUDIO LLC, 176 GRAND ST., NEW YORK, NY (https://www.google.com/maps/place/176%20GRAND%20ST.,NEW%20YORK,NY)	Graph	2	\$97,000.00	\$97,000.00	\$97,000.00	\$97,000.00
MATTE FINISH LLC, 176 GRAND STREET, NEW YORK, NY (https://www.google.com/maps/place/176%20GRAND%20STREET,NEW%20YORK,NY)	Graph	3	\$71,000.00	\$82,000.00	\$36,000.00	\$95,000.00
Totals	Graph	5	\$81,400.00	\$95,000.00	\$36,000.00	\$97,000.00

Latitude: 40.71961 Longitude: -73.79239

Employer Name/Worksite Address	Graph	Count	Mean Wage	Median Wage	Lowest Wage	Highest Wage
SUPERIOR SOFTWARE AND TECHNOLOGY SOLUTIONS, LLC., 173-17 GRAND CENTRAL PARKWAY, JAMAICA, NY (https://www.google.com/maps/place/173-17%20GRAND%20CENTRAL%20PARKWAY,JAMAICA,NY)	Graph	1	\$60,000.00	\$60,000.00	\$60,000.00	\$60,000.00
Totals	Graph	1	\$60,000.00	\$60,000.00	\$60,000.00	\$60,000.00

Latitude: 40.719613 Longitude: -73.998579

Employer Name/Employer Address	Graph	Count	Mean Wage	Median Wage	Lowest Wage	Highest Wage
AVROKO DESIGN LLC, 224 CENTRE STREET 3RD FLOOR, NEW YORK, NY (https://www.google.com/maps/place/224%20CENTRE%20STREET%203RD%20FLOOR,NEW%20YORK,NY)	Graph	1	\$85,000.00	\$85,000.00	\$85,000.00	\$85,000.00
AVROKO DESIGN LLC, 224 CENTRE STREET, NEW YORK, NY (https://www.google.com/maps/place/224%20CENTRE%20STREET,NEW%20YORK,NY)	Graph	1	\$72,500.00	\$72,500.00	\$72,500.00	\$72,500.00
BRAND BUREAU, 224 CENTRE ST, NEW YORK, NY (https://www.google.com/maps/place/224%20CENTRE%20ST,NEW%20YORK,NY)	Graph	1	\$85,000.00	\$85,000.00	\$85,000.00	\$85,000.00
LYNCH EISINGER DESIGN ARCHITECTS LLP, 224 CENTRE STREET 4TH FLOOR, NEW YORK, NY (https://www.google.com/maps/place/224%20CENTRE%20STREET%20%204TH%20FLOOR,NEW%20YORK,NY)	Graph	1	\$55,000.00	\$55,000.00	\$55,000.00	\$55,000.00
Totals	Graph	4	\$74,375.00	\$72,500.00	\$55,000.00	\$85,000.00

Employer Name/Worksite Address	Graph	Count	Mean Wage	Median Wage	Lowest Wage	Highest Wage
AVROKO DESIGN LLC, 224 CENTRE STREET 3RD FLOOR, NEW YORK, NY (https://www.google.com/maps/place/224%20CENTRE%20STREET%203RD%20FLOOR,NEW%20YORK,NY)	Graph	1	\$85,000.00	\$85,000.00	\$85,000.00	\$85,000.00
AVROKO DESIGN LLC, 224 CENTRE STREET, NEW YORK, NY (https://www.google.com/maps/place/224%20CENTRE%20STREET,NEW%20YORK,NY)	Graph	1	\$72,500.00	\$72,500.00	\$72,500.00	\$72,500.00
LYNCH EISINGER DESIGN ARCHITECTS LLP, 224 CENTRE STREET 4TH FLOOR, NEW YORK, NY (https://www.google.com/maps/place/224%20CENTRE%20STREET%20%204TH%20FLOOR,NEW%20YORK,NY)	Graph	1	\$55,000.00	\$55,000.00	\$55,000.00	\$55,000.00
BRAND BUREAU, 224 CENTRE ST, NEW YORK, NY (https://www.google.com/maps/place/224%20CENTRE%20ST,NEW%20YORK,NY)	Graph	2	\$85,000.00	\$85,000.00	\$85,000.00	\$85,000.00
Totals	Graph	5	\$76,500.00	\$85,000.00	\$55,000.00	\$85,000.00

Latitude: 40.719628 Longitude: -73.996178

Employer Name/Employer Address	Graph	Count	Mean Wage	Median Wage	Lowest Wage	Highest Wage
BARRENJOEY CREATIVE LLC, 164 MOTT ST, NEW YORK, NY (https://www.google.com/maps/place/164%20MOTT%20ST,NEW%20YORK,NY)	Graph	1	\$62,400.00	\$62,400.00	\$62,400.00	\$62,400.00
Totals	Graph	1	\$62,400.00	\$62,400.00	\$62,400.00	\$62,400.00

Employer Name/Worksite Address	Graph	Count	Mean Wage	Median Wage	Lowest Wage	Highest Wage
BARRENJOEY CREATIVE LLC, 164 MOTT ST, NEW YORK, NY (https://www.google.com/maps/place/164%20MOTT%20ST,NEW%20YORK,NY)	Graph	1	\$62,400.00	\$62,400.00	\$62,400.00	\$62,400.00
Totals	Graph	1	\$62,400.00	\$62,400.00	\$62,400.00	\$62,400.00

Latitude: 40.71963 Longitude: -73.954553

Employer Name/Employer Address	Graph	Count	Mean Wage	Median Wage	Lowest Wage	Highest Wage
MONAGHAN FARKAS INC., 181 N. 11TH ST., BROOKLYN, NY (https://www.google.com/maps/place/181%20N.%2011TH%20ST,BROOKLYN,NY)	Graph	1	\$75,000.00	\$75,000.00	\$75,000.00	\$75,000.00
NUXEO CORPORATION, 181 NORTH 11TH STREET, BROOKLYN, FL (https://www.google.com/maps/place/181%20NORTH%2011TH%20STREET,BROOKLYN,FL)	Graph	1	\$110,000.00	\$110,000.00	\$110,000.00	\$110,000.00
HYPERALLERGIC MEDIA INC., 181 N 11TH STREET, BROOKLYN, NY (https://www.google.com/maps/place/181%20N%2011TH%20STREET,BROOKLYN,NY)	Graph	2	\$55,000.00	\$46,000.00	\$46,000.00	\$64,000.00
SU11 ARCHITECTURE & DESIGN PLLC, 181 N 11TH ST, BROOKLYN, NY (https://www.google.com/maps/place/181%20N%2011TH%20ST,BROOKLYN,NY)	Graph	2	\$44,448.00	\$38,896.00	\$38,896.00	\$50,000.00
NUXEO CORPORATION, 181 NORTH 11TH STREET, BROOKLYN, NY (https://www.google.com/maps/place/181%20NORTH%2011TH%20STREET,BROOKLYN,NY)	Graph	6	\$111,666.67	\$100,000.00	\$95,000.00	\$135,000.00
Totals	Graph	12	\$87,824.67	\$95,000.00	\$38,896.00	\$135,000.00

Employer Name/Worksite Address	Graph	Count	Mean Wage	Median Wage	Lowest Wage	Highest Wage
MONAGHAN FARKAS INC., 181 N. 11TH ST., BROOKLYN, NY (https://www.google.com/maps/place/181%20N.%2011TH%20ST,BROOKLYN,NY)	Graph	1	\$75,000.00	\$75,000.00	\$75,000.00	\$75,000.00
HYPERALLERGIC MEDIA INC., 181 N 11TH STREET, BROOKLYN, NY (https://www.google.com/maps/place/181%20N%2011TH%20STREET,BROOKLYN,NY)	Graph	2	\$55,000.00	\$46,000.00	\$46,000.00	\$64,000.00
SU11 ARCHITECTURE & DESIGN PLLC, 181 N 11TH ST, BROOKLYN, NY (https://www.google.com/maps/place/181%20N%2011TH%20ST,BROOKLYN,NY)	Graph	2	\$44,448.00	\$38,896.00	\$38,896.00	\$50,000.00
NUXEO CORPORATION, 181 NORTH 11TH STREET, BROOKLYN, NY (https://www.google.com/maps/place/181%20NORTH%2011TH%20STREET,BROOKLYN,NY)	Graph	7	\$111,428.57	\$110,000.00	\$95,000.00	\$135,000.00
Totals	Graph	12	\$87,824.67	\$95,000.00	\$38,896.00	\$135,000.00

Latitude: 40.719642 Longitude: -73.901499

Employer Name/Employer Address	Graph	Count	Mean Wage	Median Wage	Lowest Wage	Highest Wage
1ST LH SUNGLASSES INC, 58-25 63RD STREET, MASPETH, NY (https://www.google.com/maps/place/58-25%2063RD%20STREET,MA SPETH,NY)	Graph	1	\$56,160.00	\$56,160.00	\$56,160.00	\$56,160.00
Totals	Graph	1	\$56,160.00	\$56,160.00	\$56,160.00	\$56,160.00

Employer Name/Worksite Address	Graph	Count	Mean Wage	Median Wage	Lowest Wage	Highest Wage
1ST LH SUNGLASSES INC, 58-25 63RD STREET, MASPETH, NY (https://www.google.com/maps/place/58-25%2063RD%20STREET,MA SPETH,NY)	Graph	1	\$56,160.00	\$56,160.00	\$56,160.00	\$56,160.00
Totals	Graph	1	\$56,160.00	\$56,160.00	\$56,160.00	\$56,160.00

Latitude: 40.719666 Longitude: -73.583855

Employer Name/Employer Address	Graph	Count	Mean Wage	Median Wage	Lowest Wage	Highest Wage
OPENLINK FINANCIAL LLC, 1502 RXR PLAZA, UNIONDALE, NY (https://www.google.com/maps/place/1502%20RXR%20PLAZA,UNIONDALE,NY)	Graph	16	\$94,887.24	\$90,000.00	\$60,000.00	\$174,100.00
Totals	Graph	16	\$94,887.24	\$90,000.00	\$60,000.00	\$174,100.00

Employer Name/Worksite Address	Graph	Count	Mean Wage	Median Wage	Lowest Wage	Highest Wage
OPENLINK FINANCIAL LLC, 1502 RXR PLAZA, UNIONDALE, NY (https://www.google.com/maps/place/1502%20RXR%20PLAZA,UNIONDALE,NY)	Graph	3	\$94,325.00	\$102,975.00	\$60,000.00	\$120,000.00
Totals	Graph	3	\$94,325.00	\$102,975.00	\$60,000.00	\$120,000.00

Latitude: 40.719678 Longitude: -73.58386

Employer Name/Employer Address	Graph	Count	Mean Wage	Median Wage	Lowest Wage	Highest Wage
ACCOUNTING AND TAX ASSOCIATES, LLC, 1274 W RXR PLAZA, UNIONDALE, NY (https://www.google.com/maps/place/1274%20W%20RXR%20PLAZA,UNIONDALE,NY)	Graph	1	\$90,272.00	\$90,272.00	\$90,272.00	\$90,272.00
CHUNYEE WONG MIOT CPA PC, 626 RXR PLAZA, UNIONDALE, NY (https://www.google.com/maps/place/626%20RXR%20PLAZA,UNIONDALE,NY)	Graph	1	\$56,451.20	\$56,451.20	\$56,451.20	\$56,451.20
MORNINGSTAR CAPITAL L.P., RXR PLAZA, UNIONDALE, NY (https://www.google.com/maps/place/RXR%20PLAZA,UNIONDALE,NY)	Graph	1	\$52,124.80	\$52,124.80	\$52,124.80	\$52,124.80
NAVIKA CAPITAL GROUP LLC, 1274 RXR PLAZA, UNIONDALE, NY (https://www.google.com/maps/place/1274%20RXR%20PLAZA,UNIONDALE,NY)	Graph	1	\$125,000.00	\$125,000.00	\$125,000.00	\$125,000.00
NAVIKA CAPITAL GROUP LLC, 274 RXR PLAZA, UNIONDALE, NY (https://www.google.com/maps/place/274%20RXR%20PLAZA,UNIONDALE,NY)	Graph	1	\$125,000.00	\$125,000.00	\$125,000.00	\$125,000.00
NAVIKA CAPITAL GROUP, LLC, 1274 RXR PLAZA, UNIONDALE, NY (https://www.google.com/maps/place/1274%20RXR%20PLAZA,UNIONDALE,NY)	Graph	1	\$57,000.00	\$57,000.00	\$57,000.00	\$57,000.00
NEW YORK GLOBAL CONSULTANTS INC., 626 RXR PLAZA, WEST TOWER, 6TH FLOOR, UNIONDALE, NY (https://www.google.com/maps/place/626%20RXR%20PLAZA,%20WEST%20TOWER,%206TH%20FLOOR,UNIONDALE,NY)	Graph	1	\$65,000.00	\$65,000.00	\$65,000.00	\$65,000.00
OPENLINK FINANCIAL LLC, 800 RXR PLAZA, 8TH FLOOR, WEST TOWER, UNIONDALE, NY (https://www.google.com/maps/place/800%20RXR%20PLAZA,%208TH%20FLOOR,%20WEST%20TOWER,UNIONDALE,NY)	Graph	1	\$71,225.00	\$71,225.00	\$71,225.00	\$71,225.00
OPENLINK FINANCIAL LLC, 800 RXR PLAZA, UNIONDALE, NY (https://www.google.com/maps/place/800%20RXR%20PLAZA,UNIONDALE,NY)	Graph	1	\$77,596.00	\$77,596.00	\$77,596.00	\$77,596.00
Totals	Graph	9	\$79,963.22	\$71,225.00	\$52,124.80	\$125,000.00

Employer Name/Worksite Address	Graph	Count	Mean Wage	Median Wage	Lowest Wage	Highest Wage
ACCOUNTING AND TAX ASSOCIATES, LLC, 1274 W RXR PLAZA, UNIONDALE, NY (https://www.google.com/maps/place/1274%20W%20RXR%20PLAZA,UNIONDALE,NY)	Graph	1	\$90,272.00	\$90,272.00	\$90,272.00	\$90,272.00
CHUNYEE WONG MIOT CPA PC, 626 RXR PLAZA, UNIONDALE, NY (https://www.google.com/maps/place/626%20RXR%20PLAZA,UNIONDALE,NY)	Graph	1	\$56,451.20	\$56,451.20	\$56,451.20	\$56,451.20
ERNST & YOUNG U.S. LLP, 625 RXR PLAZA, UNIONDALE, NY (https://www.google.com/maps/place/625%20RXR%20PLAZA,UNIONDALE,NY)	Graph	1	\$61,200.00	\$61,200.00	\$61,200.00	\$61,200.00
NAVIKA CAPITAL GROUP LLC, 1274 RXR PLAZA, UNIONDALE, NY (https://www.google.com/maps/place/1274%20RXR%20PLAZA,UNIONDALE,NY)	Graph	1	\$125,000.00	\$125,000.00	\$125,000.00	\$125,000.00
NAVIKA CAPITAL GROUP LLC, 274 RXR PLAZA, UNIONDALE, NY (https://www.google.com/maps/place/274%20RXR%20PLAZA,UNIONDALE,NY)	Graph	1	\$125,000.00	\$125,000.00	\$125,000.00	\$125,000.00
NAVIKA CAPITAL GROUP, LLC, 1274 W. RXR PLAZA, UNIONDALE, NY (https://www.google.com/maps/place/1274%20W.%20RXR%20PLAZA,UNIONDALE,NY)	Graph	1	\$57,000.00	\$57,000.00	\$57,000.00	\$57,000.00
OPENLINK FINANCIAL LLC, 800 RXR PLAZA, WEST TOWER, UNIONDALE, NY (https://www.google.com/maps/place/800%20RXR%20PLAZA,%20WEST%20TOWER,UNIONDALE,NY)	Graph	1	\$71,225.00	\$71,225.00	\$71,225.00	\$71,225.00
MORNINGSTAR CAPITAL, RXR PLAZA, UNIONDALE, NY (https://www.google.com/maps/place/RXR%20PLAZA,UNIONDALE,NY)	Graph	3	\$61,748.27	\$66,560.00	\$52,124.80	\$66,560.00
OPENLINK FINANCIAL LLC, 1502 RXR PLAZA, UNIONDALE, NY (https://www.google.com/maps/place/1502%20RXR%20PLAZA,UNIONDALE,NY)	Graph	9	\$88,635.64	\$89,376.65	\$70,000.00	\$127,000.00
Totals	Graph	19	\$82,584.94	\$79,060.80	\$52,124.80	\$127,000.00

Latitude: 40.719685 Longitude: -74.000421

Employer Name/Employer Address	Graph	Count	Mean Wage	Median Wage	Lowest Wage	Highest Wage
STARWORKS LLC, 5 CROSBY ST, NEW YORK, NY (https://www.google.com/maps/place/5%20CROSBY%20ST,NEW%20YORK,NY)	Graph	1	\$75,000.00	\$75,000.00	\$75,000.00	\$75,000.00
STARWORKS, LLC, 5 CROSBY STREET, 6TH FLOOR, NEW YORK, NY (https://www.google.com/maps/place/5%20CROSBY%20STREET,%206TH%20FLOOR,NEW%20YORK,NY)	Graph	1	\$170,000.00	\$170,000.00	\$170,000.00	\$170,000.00
BLUE APRON, LLC, 5 CROSBY STREET, NEW YORK, NY (https://www.google.com/maps/place/5%20CROSBY%20STREET,NEW%20YORK,NY)	Graph	3	\$111,556.67	\$105,670.00	\$94,000.00	\$135,000.00
BLUE APRON, INC., 5 CROSBY STREET, NEW YORK, NY (https://www.google.com/maps/place/5%20CROSBY%20STREET,NEW%20YORK,NY)	Graph	9	\$129,000.00	\$130,000.00	\$96,000.00	\$170,000.00
Totals	Graph	14	\$124,333.57	\$125,000.00	\$75,000.00	\$170,000.00

Employer Name/Worksite Address	Graph	Count	Mean Wage	Median Wage	Lowest Wage	Highest Wage
STARWORKS LLC, 5 CROSBY ST, NEW YORK, NY (https://www.google.com/maps/place/5%20CROSBY%20ST,NEW%20YORK,NY)	Graph	1	\$75,000.00	\$75,000.00	\$75,000.00	\$75,000.00
STARWORKS, LLC, 5 CROSBY STREET, 6TH FLOOR, NEW YORK, NY (https://www.google.com/maps/place/5%20CROSBY%20STREET,%206TH%20FLOOR,NEW%20YORK,NY)	Graph	1	\$170,000.00	\$170,000.00	\$170,000.00	\$170,000.00
BLUE APRON, INC., 5 CROSBY STREET, NEW YORK, NY (https://www.google.com/maps/place/5%20CROSBY%20STREET,NEW%20YORK,NY)	Graph	6	\$116,009.17	\$112,000.00	\$79,685.00	\$145,000.00
Totals	Graph	8	\$117,631.88	\$112,000.00	\$75,000.00	\$170,000.00

Latitude: 40.719711 Longitude: -74.001705

Employer Name/Employer Address	Graph	Count	Mean Wage	Median Wage	Lowest Wage	Highest Wage
PLACEMETER, INC., 425 BROADWAY, NEW YORK, NY (https://www.google.com/maps/place/425%20BROADWAY,NEW%20YORK,NY)	Graph	1	\$125,000.00	\$125,000.00	\$125,000.00	\$125,000.00
Totals	Graph	1	\$125,000.00	\$125,000.00	\$125,000.00	\$125,000.00

Employer Name/Worksite Address	Graph	Count	Mean Wage	Median Wage	Lowest Wage	Highest Wage
PLACEMETER, INC., 425 BROADWAY, NEW YORK, NY (https://www.google.com/maps/place/425%20BROADWAY,NEW%20YORK,NY)	Graph	1	\$125,000.00	\$125,000.00	\$125,000.00	\$125,000.00
Totals	Graph	1	\$125,000.00	\$125,000.00	\$125,000.00	\$125,000.00

Latitude: 40.719741 Longitude: -74.001506

Employer Name/Employer Address	Graph	Count	Mean Wage	Median Wage	Lowest Wage	Highest Wage
TRACE MEDIA, INC., 428 BROADWAY, NEW YORK, NY (https://www.google.com/maps/place/428%20BROADWAY,NEW%20YORK,NY)	Graph	1	\$48,000.00	\$48,000.00	\$48,000.00	\$48,000.00
CONSUMER DYNAMICS LLC, 428 BROADWAY 5TH FLOOR, NEW YORK, NY (https://www.google.com/maps/place/428%20BROADWAY%205TH%20FLOOR,NEW%20YORK,NY)	Graph	2	\$68,500.00	\$52,000.00	\$52,000.00	\$85,000.00
IM PRO MAKEUP NY LP, 428 BROADWAY, NEW YORK, NY (https://www.google.com/maps/place/428%20BROADWAY,NEW%20YORK,NY)	Graph	2	\$162,000.00	\$162,000.00	\$162,000.00	\$162,000.00
Totals	Graph	5	\$101,800.00	\$85,000.00	\$48,000.00	\$162,000.00

Employer Name/Worksite Address	Graph	Count	Mean Wage	Median Wage	Lowest Wage	Highest Wage
CONSUMER DYNAMICS LLC, 428 BROADWAY 5TH FLOOR, NEW YORK, NY (https://www.google.com/maps/place/428%20BROADWAY%205TH%20FLOOR,NEW%20YORK,NY)	Graph	2	\$68,500.00	\$52,000.00	\$52,000.00	\$85,000.00
IM PRO MAKEUP NY LP, 428 BROADWAY, NEW YORK, NY (https://www.google.com/maps/place/428%20BROADWAY,NEW%20YORK,NY)	Graph	2	\$162,000.00	\$162,000.00	\$162,000.00	\$162,000.00

Employer Name/Worksite Address	Graph	Count	Mean Wage	Median Wage	Lowest Wage	Highest Wage
Totals	Graph	4	\$115,250.00	\$85,000.00	\$52,000.00	\$162,000.00

Latitude: 40.719747 Longitude: -73.956474

Employer Name/Employer Address	Graph	Count	Mean Wage	Median Wage	Lowest Wage	Highest Wage
KSK CONSTRUCTION GROUP, LLC, 136 NORTH 10TH STREET, BROOKLYN, NY (https://www.google.com/maps/place/136%20NORTH%2010TH%20STREET,BROOKLYN,NY)	Graph	1	\$99,382.40	\$99,382.40	\$99,382.40	\$99,382.40
SEVENBERRY CONSTRUCTION LLC, 136 NORTH 10TH STREET, BROOKLYN, NY (https://www.google.com/maps/place/136%20NORTH%2010TH%20STREET,BROOKLYN,NY)	Graph	1	\$56,000.00	\$56,000.00	\$56,000.00	\$56,000.00
KSK CONSTRUCTION GROUP LLC, 136 NORTH 10TH STREET, BROOKLYN, NY (https://www.google.com/maps/place/136%20NORTH%2010TH%20STREET,BROOKLYN,NY)	Graph	5	\$61,887.60	\$62,171.00	\$57,096.00	\$64,000.00
Totals	Graph	7	\$66,402.91	\$62,171.00	\$56,000.00	\$99,382.40

Employer Name/Worksite Address	Graph	Count	Mean Wage	Median Wage	Lowest Wage	Highest Wage
KSK CONSTRUCTION GROUP, LLC, 136 NORTH 10TH STREET, BROOKLYN, NY (https://www.google.com/maps/place/136%20NORTH%2010TH%20STREET,BROOKLYN,NY)	Graph	6	\$67,108.23	\$62,171.00	\$56,000.00	\$99,382.40
Totals	Graph	6	\$67,108.23	\$62,171.00	\$56,000.00	\$99,382.40

Latitude: 40.719772 Longitude: -74.000928

Employer Name/Employer Address	Graph	Count	Mean Wage	Median Wage	Lowest Wage	Highest Wage
OPENING CEREMONY, 33-35 HOWARD STREET, NEW YORK, NY (https://www.google.com/maps/place/33-35%20HOWARD%20STREET,NEW%20YORK,NY)	Graph	1	\$41,454.00	\$41,454.00	\$41,454.00	\$41,454.00
Totals	Graph	1	\$41,454.00	\$41,454.00	\$41,454.00	\$41,454.00

Employer Name/Worksite Address	Graph	Count	Mean Wage	Median Wage	Lowest Wage	Highest Wage
OPENING CEREMONY, 33-35 HOWARD STREET, NEW YORK, NY (https://www.google.com/maps/place/33-35%20HOWARD%20STREET,NEW%20YORK,NY)	Graph	1	\$41,454.00	\$41,454.00	\$41,454.00	\$41,454.00
Totals	Graph	1	\$41,454.00	\$41,454.00	\$41,454.00	\$41,454.00

Latitude: 40.719773 Longitude: -73.93759

Employer Name/Employer Address	Graph	Count	Mean Wage	Median Wage	Lowest Wage	Highest Wage
AWL INDUSTRIES, INC, 460 MORGAN AVENUE, BROOKLYN, NY (https://www.google.com/maps/place/460%20MORGAN%20AVENUE,BROOKLYN,NY)	Graph	2	\$57,730.50	\$53,061.00	\$53,061.00	\$62,400.00
Totals	Graph	2	\$57,730.50	\$53,061.00	\$53,061.00	\$62,400.00

Employer Name/Worksite Address	Graph	Count	Mean Wage	Median Wage	Lowest Wage	Highest Wage
AWL INDUSTRIES, INC, 460 MORGAN AVENUE, BROOKLYN, NY (https://www.google.com/maps/place/460%20MORGAN%20AVENUE,BROOKLYN,NY)	Graph	2	\$57,730.50	\$53,061.00	\$53,061.00	\$62,400.00
Totals	Graph	2	\$57,730.50	\$53,061.00	\$53,061.00	\$62,400.00

Latitude: 40.7198 Longitude: -73.987207

Employer Name/Employer Address	Graph	Count	Mean Wage	Median Wage	Lowest Wage	Highest Wage
--------------------------------	-------	-------	-----------	-------------	-------------	--------------

Employer Name/Employer Address	Graph	Count	Mean Wage	Median Wage	Lowest Wage	Highest Wage
BLUECORE, INC., 124 RIVINGTON ST, NEW YORK, NY (https://www.google.com/maps/place/124%20RIVINGTON%20ST,NEW%20YORK,NY)	Graph	4	\$114,750.00	\$90,000.00	\$89,000.00	\$190,000.00
Totals	Graph	4	\$114,750.00	\$90,000.00	\$89,000.00	\$190,000.00

Employer Name/Worksite Address	Graph	Count	Mean Wage	Median Wage	Lowest Wage	Highest Wage
BLUECORE, INC., 124 RIVINGTON ST, NEW YORK, NY (https://www.google.com/maps/place/124%20RIVINGTON%20ST,NEW%20YORK,NY)	Graph	4	\$114,750.00	\$90,000.00	\$89,000.00	\$190,000.00
Totals	Graph	4	\$114,750.00	\$90,000.00	\$89,000.00	\$190,000.00

Latitude: 40.719808 Longitude: -74.004018

Employer Name/Employer Address	Graph	Count	Mean Wage	Median Wage	Lowest Wage	Highest Wage
ATLANTIC PICTURES LLC, 313 CHURCH ST 2ND FLOOR, NEW YORK, NY (https://www.google.com/maps/place/313%20CHURCH%20ST%202ND%20FLOOR,NEW%20YORK,NY)	Graph	1	\$50,000.00	\$50,000.00	\$50,000.00	\$50,000.00
Totals	Graph	1	\$50,000.00	\$50,000.00	\$50,000.00	\$50,000.00

Employer Name/Worksite Address	Graph	Count	Mean Wage	Median Wage	Lowest Wage	Highest Wage
ATLANTIC PICTURES LLC, 313 CHURCH ST 2ND FLOOR, NEW YORK, NY (https://www.google.com/maps/place/313%20CHURCH%20ST%202ND%20FLOOR,NEW%20YORK,NY)	Graph	1	\$50,000.00	\$50,000.00	\$50,000.00	\$50,000.00
Totals	Graph	1	\$50,000.00	\$50,000.00	\$50,000.00	\$50,000.00

Latitude: 40.719826 Longitude: -74.046889

Employer Name/Worksite Address	Graph	Count	Mean Wage	Median Wage	Lowest Wage	Highest Wage
GOLDMAN, SACHS & CO., 200 WEST STREET, NEW YORK, NY (https://www.google.com/maps/place/200%20WEST%20STREET,NEW%20YORK,NY)	Graph	1	\$157,100.00	\$157,100.00	\$157,100.00	\$157,100.00
Totals	Graph	1	\$157,100.00	\$157,100.00	\$157,100.00	\$157,100.00

Latitude: 40.719829 Longitude: -73.999168

Employer Name/Worksite Address	Graph	Count	Mean Wage	Median Wage	Lowest Wage	Highest Wage
ECSTASE, INC., 161 LAFAYETTE ST, NEW YORK, NY (https://www.google.com/maps/place/161%20LAFAYETTE%20ST,NEW%20YORK,NY)	Graph	1	\$70,000.00	\$70,000.00	\$70,000.00	\$70,000.00
Totals	Graph	1	\$70,000.00	\$70,000.00	\$70,000.00	\$70,000.00

Latitude: 40.71986 Longitude: -74.008324

Employer Name/Employer Address	Graph	Count	Mean Wage	Median Wage	Lowest Wage	Highest Wage
ESPASSO, INC., 38 N. MOORE STREET, NEW YORK, NY (https://www.google.com/maps/place/38%20N.%20MOORE%20STREET,NEW%20YORK,NY)	Graph	1	\$40,000.00	\$40,000.00	\$40,000.00	\$40,000.00
Totals	Graph	1	\$40,000.00	\$40,000.00	\$40,000.00	\$40,000.00

Employer Name/Worksite Address	Graph	Count	Mean Wage	Median Wage	Lowest Wage	Highest Wage
ESPASSO, INC., 38 N. MOORE STREET, NEW YORK, NY (https://www.google.com/maps/place/38%20N.%20MOORE%20STREET,NEW%20YORK,NY)	Graph	1	\$40,000.00	\$40,000.00	\$40,000.00	\$40,000.00

Employer Name/Worksite Address	Graph	Count	Mean Wage	Median Wage	Lowest Wage	Highest Wage
Totals	Graph	1	\$40,000.00	\$40,000.00	\$40,000.00	\$40,000.00

Latitude: 40.719872 Longitude: -74.003967

Employer Name/Employer Address	Graph	Count	Mean Wage	Median Wage	Lowest Wage	Highest Wage
OBRA ARCHITECT P.C., 315 CHURCH STREET 4TH FLR, NEW YORK, NY (https://www.google.com/maps/place/315%20CHURCH%20STREET%204TH%20FLR,NEW%20YORK,NY)	Graph	1	\$66,560.00	\$66,560.00	\$66,560.00	\$66,560.00
Totals	Graph	1	\$66,560.00	\$66,560.00	\$66,560.00	\$66,560.00

Employer Name/Worksite Address	Graph	Count	Mean Wage	Median Wage	Lowest Wage	Highest Wage
OBRA ARCHITECT P.C., 315 CHURCH STREET 4TH FLR, NEW YORK, NY (https://www.google.com/maps/place/315%20CHURCH%20STREET%204TH%20FLR,NEW%20YORK,NY)	Graph	1	\$66,560.00	\$66,560.00	\$66,560.00	\$66,560.00
Totals	Graph	1	\$66,560.00	\$66,560.00	\$66,560.00	\$66,560.00

Latitude: 40.719876 Longitude: -73.995103

Employer Name/Employer Address	Graph	Count	Mean Wage	Median Wage	Lowest Wage	Highest Wage
JCC RESTAURANT SUPPLIES, NYC INC., 354-A BROOME STREET, NEW YORK, NY (https://www.google.com/maps/place/354-A%20BROOME%20STREET,NEW%20YORK,NY)	Graph	1	\$72,800.00	\$72,800.00	\$72,800.00	\$72,800.00
VLM STUDIO, INC., 354 BROOME STREET, NEW YORK, NY (https://www.google.com/maps/place/354%20BROOME%20STREET,NEW%20YORK,NY)	Graph	2	\$95,326.40	\$95,326.40	\$95,326.40	\$95,326.40
Totals	Graph	3	\$87,817.60	\$95,326.40	\$72,800.00	\$95,326.40

Employer Name/Worksite Address	Graph	Count	Mean Wage	Median Wage	Lowest Wage	Highest Wage
VLM STUDIO, INC., 354 BROOME STREET, NEW YORK, NY (https://www.google.com/maps/place/354%20BROOME%20STREET,NEW%20YORK,NY)	Graph	2	\$95,326.40	\$95,326.40	\$95,326.40	\$95,326.40
Totals	Graph	2	\$95,326.40	\$95,326.40	\$95,326.40	\$95,326.40

Latitude: 40.719895 Longitude: -73.994146

Employer Name/Employer Address	Graph	Count	Mean Wage	Median Wage	Lowest Wage	Highest Wage
LEONG LEONG LLC, 167 BOWERY 3RD FLOOR, NEW YORK, NY (https://www.google.com/maps/place/167%20BOWERY%203RD%20FLOOR,NEW%20YORK,NY)	Graph	1	\$51,700.00	\$51,700.00	\$51,700.00	\$51,700.00
PROJECT PROJECTS LLC, 167 BOWERY, NEW YORK, NY (https://www.google.com/maps/place/167%20BOWERY,NEW%20YORK,NY)	Graph	2	\$42,900.00	\$42,900.00	\$42,900.00	\$42,900.00
Totals	Graph	3	\$45,833.33	\$42,900.00	\$42,900.00	\$51,700.00

Employer Name/Worksite Address	Graph	Count	Mean Wage	Median Wage	Lowest Wage	Highest Wage
LEONG LEONG LLC, 167 BOWERY 3RD FLOOR, NEW YORK, NY (https://www.google.com/maps/place/167%20BOWERY%203RD%20FLOOR,NEW%20YORK,NY)	Graph	1	\$51,700.00	\$51,700.00	\$51,700.00	\$51,700.00
PROJECT PROJECTS LLC, 167 BOWERY, NEW YORK, NY (https://www.google.com/maps/place/167%20BOWERY,NEW%20YORK,NY)	Graph	2	\$42,900.00	\$42,900.00	\$42,900.00	\$42,900.00
Totals	Graph	3	\$45,833.33	\$42,900.00	\$42,900.00	\$51,700.00

Latitude: 40.71994 Longitude: -74.001574

Employer Name/Employer Address	Graph	Count	Mean Wage	Median Wage	Lowest Wage	Highest Wage
PSYOP PRODUCTIONS LLC, 45 HOWARD STREET, NEW YORK, NY (https://www.google.com/maps/place/45%20HOWARD%20STREET,NEW%20YORK,NY)	Graph	2	\$47,840.00	\$47,840.00	\$47,840.00	\$47,840.00
Totals	Graph	2	\$47,840.00	\$47,840.00	\$47,840.00	\$47,840.00

Employer Name/Worksite Address	Graph	Count	Mean Wage	Median Wage	Lowest Wage	Highest Wage
PSYOP PRODUCTIONS LLC, 45 HOWARD STREET, NEW YORK, NY (https://www.google.com/maps/place/45%20HOWARD%20STREET,NEW%20YORK,NY)	Graph	2	\$47,840.00	\$47,840.00	\$47,840.00	\$47,840.00
Totals	Graph	2	\$47,840.00	\$47,840.00	\$47,840.00	\$47,840.00

Latitude: 40.719986 Longitude: -74.000337

Employer Name/Employer Address	Graph	Count	Mean Wage	Median Wage	Lowest Wage	Highest Wage
SMCP USA, INC., 10 CROSBY ST., NEW YORK, NY (https://www.google.com/maps/place/10%20CROSBY%20ST.,NEW%20YORK,NY)	Graph	1	\$160,000.00	\$160,000.00	\$160,000.00	\$160,000.00
SMCP USA, INC., 10 CROSBY STREET, NEW YORK, NY (https://www.google.com/maps/place/10%20CROSBY%20STREET,NEW%20YORK,NY)	Graph	2	\$86,481.00	\$62,962.00	\$62,962.00	\$110,000.00
VIA TRANSPORTATION, INC., 10 CROSBY STREET, NEW YORK, NY (https://www.google.com/maps/place/10%20CROSBY%20STREET,NEW%20YORK,NY)	Graph	6	\$131,666.67	\$135,000.00	\$50,000.00	\$200,000.00
Totals	Graph	9	\$124,773.56	\$135,000.00	\$50,000.00	\$200,000.00

Employer Name/Worksite Address	Graph	Count	Mean Wage	Median Wage	Lowest Wage	Highest Wage
SMCP USA, INC., 10 CROSBY ST., NEW YORK, NY (https://www.google.com/maps/place/10%20CROSBY%20ST.,NEW%20YORK,NY)	Graph	1	\$160,000.00	\$160,000.00	\$160,000.00	\$160,000.00
SMCP USA, INC., 10 CROSBY STREET, NEW YORK, NY (https://www.google.com/maps/place/10%20CROSBY%20STREET,NEW%20YORK,NY)	Graph	8	\$120,370.25	\$130,000.00	\$50,000.00	\$200,000.00
Totals	Graph	9	\$124,773.56	\$135,000.00	\$50,000.00	\$200,000.00

Latitude: 40.720015 Longitude: -74.005126

Employer Name/Employer Address	Graph	Count	Mean Wage	Median Wage	Lowest Wage	Highest Wage
360I, LLC, 32 AVENUE OF THE AMERICAS, NEW YORK, NY (https://www.google.com/maps/place/32%20AVENUE%20OF%20THE%20AMERICAS,NEW%20YORK,NY)	Graph	1	\$85,000.00	\$85,000.00	\$85,000.00	\$85,000.00
BARTLE BOGLE HEGARTY, INC., 32 AVENUE OF THE AMERICAS, NEW YORK, NY (https://www.google.com/maps/place/32%20AVENUE%20OF%20THE%20AMERICAS,NEW%20YORK,NY)	Graph	1	\$90,000.00	\$90,000.00	\$90,000.00	\$90,000.00
DOMANI ACQUISITION LLC, 32 AVENUE OF THE AMERICAS, NEW YORK, NY (https://www.google.com/maps/place/32%20AVENUE%20OF%20THE%20AMERICAS,NEW%20YORK,NY)	Graph	1	\$93,200.00	\$93,200.00	\$93,200.00	\$93,200.00
INDUSTRIAL COLOR, INC., 32 AVENUE OF THE AMERICAS, NEW YORK, NY (https://www.google.com/maps/place/32%20AVENUE%20OF%20THE%20AMERICAS,NEW%20YORK,NY)	Graph	1	\$95,000.00	\$95,000.00	\$95,000.00	\$95,000.00
AEGIS MEDIA AMERICAS, LLC, 32 AVENUE OF THE AMERICAS, NEW YORK, NY (https://www.google.com/maps/place/32%20AVENUE%20OF%20THE%20AMERICAS,NEW%20YORK,NY)	Graph	2	\$90,000.00	\$80,000.00	\$80,000.00	\$100,000.00
SUPERSTRUCTURES ENGINEERING + ARCHITECTURE, PLLC, 32 AVENUE OF THE AMERICAS, NEW YORK, NY (https://www.google.com/maps/place/32%20AVENUE%20OF%20THE%20AMERICAS,NEW%20YORK,NY)	Graph	2	\$62,171.20	\$62,171.20	\$62,171.20	\$62,171.20
AEGIS MEDIA AMERICAS, INC., 32 AVENUE OF THE AMERICAS, NEW YORK, NY (https://www.google.com/maps/place/32%20AVENUE%20OF%20THE%20AMERICAS,NEW%20YORK,NY)	Graph	4	\$102,500.00	\$75,000.00	\$75,000.00	\$150,000.00
FIRSTBORN MULTIMEDIA CORPORATION, 32 AVENUE OF THE AMERICAS, NEW YORK, NY (https://www.google.com/maps/place/32%20AVENUE%20OF%20THE%20AMERICAS,NEW%20YORK,NY)	Graph	7	\$87,857.14	\$70,000.00	\$54,000.00	\$155,000.00
360I LLC, 32 AVENUE OF THE AMERICAS, NEW YORK, NY (https://www.google.com/maps/place/32%20AVENUE%20OF%20THE%20AMERICAS,NEW%20YORK,NY)	Graph	13	\$95,128.85	\$85,000.00	\$46,675.00	\$140,000.00
Totals	Graph	32	\$91,538.04	\$80,000.00	\$46,675.00	\$155,000.00

Employer Name/Worksite Address	Graph	Count	Mean Wage	Median Wage	Lowest Wage
SOFTCRYLIC, LLC, 32 6TH AVE #1, NEW YORK, NY (https://www.google.com/maps/place/32%206TH%20AVE%20#1,NEW%20YORK,NY)	Graph	1	\$71,781.00	\$71,781.00	\$71,781.00
GSS INFOTECH CT, INC., 32 AVENUE OF THE AMERICAS, 18TH FLOOR, NEW YORK, NY (https://www.google.com/maps/place/32%20AVENUE%20OF%20THE%20AMERICAS,%2018TH%20FLOOR,NEW%20YORK,NY)	Graph	2	\$72,500.00	\$65,000.00	\$65,000.00
YANA SOFTWARE INC, 32 AVENUE OF THE AMERICAS,18TH FLOOR, NEW YORK, NY (https://www.google.com/maps/place/32%20AVENUE%20OF%20THE%20AMERICAS,18TH%20FLOOR,NEW%20YORK,NY)	Graph	2	\$76,000.00	\$65,000.00	\$65,000.00
360I LLC, 32 AVENUE OF THE AMERICAS, NEW YORK, NY (https://www.google.com/maps/place/32%20AVENUE%20OF%20THE%20AMERICAS,NEW%20YORK,NY)	Graph	55	\$92,094.73	\$85,000.00	\$39,000.00
Totals	Graph	60	\$90,566.52	\$80,000.00	\$39,000.00

Latitude: 40.720031 Longitude: -74.00126

Employer Name/Worksite Address	Graph	Count	Mean Wage	Median Wage	Lowest Wage	Highest Wage
TECHNICOLOR CREATIVE SERVICES USA, INC., 434 BROADWAY, NEW YORK, NY (https://www.google.com/maps/place/434%20BROADWAY,NEW%20YORK,NY)	Graph	1	\$47,757.00	\$47,757.00	\$47,757.00	\$47,757.00
UENO LLC, 434 BROADWAY, NEW YORK CITY, NY (https://www.google.com/maps/place/434%20BROADWAY,NEW%20YORK%20CITY,NY)	Graph	4	\$100,000.00	\$100,000.00	\$100,000.00	\$100,000.00
Totals	Graph	5	\$89,551.40	\$100,000.00	\$47,757.00	\$100,000.00

Latitude: 40.720032 Longitude: -73.998406

Employer Name/Employer Address	Graph	Count	Mean Wage	Median Wage	Lowest Wage	Highest Wage
TRADE IT, INC., 241 CENTRE STREET, NEW YORK, NY (https://www.google.com/maps/place/241%20CENTRE%20STREET,NEW%20YORK,NY)	Graph	1	\$110,000.00	\$110,000.00	\$110,000.00	\$110,000.00
Totals	Graph	1	\$110,000.00	\$110,000.00	\$110,000.00	\$110,000.00

Employer Name/Worksite Address	Graph	Count	Mean Wage	Median Wage	Lowest Wage	Highest Wage
TRADE IT, INC., 241 CENTRE STREET, NEW YORK, NY (https://www.google.com/maps/place/241%20CENTRE%20STREET,NEW%20YORK,NY)	Graph	1	\$110,000.00	\$110,000.00	\$110,000.00	\$110,000.00
Totals	Graph	1	\$110,000.00	\$110,000.00	\$110,000.00	\$110,000.00

Latitude: 40.720038 Longitude: -74.000119

Employer Name/Employer Address	Graph	Count	Mean Wage	Median Wage	Lowest Wage	Highest Wage
MOMENT DESIGN INC., 13 CROSBY STREET, NEW YORK, NY (https://www.google.com/maps/place/13%20CROSBY%20STREET,NEW%20YORK,NY)	Graph	2	\$88,500.00	\$85,000.00	\$85,000.00	\$92,000.00
MOMENT DESIGN, INC., 13 CROSBY STREET, NEW YORK, NY (https://www.google.com/maps/place/13%20CROSBY%20STREET,NEW%20YORK,NY)	Graph	2	\$75,425.00	\$65,000.00	\$65,000.00	\$85,850.00
Totals	Graph	4	\$81,962.50	\$85,000.00	\$65,000.00	\$92,000.00

Employer Name/Worksite Address	Graph	Count	Mean Wage	Median Wage	Lowest Wage	Highest Wage
MOMENT DESIGN INC., 13 CROSBY STREET, NEW YORK, NY (https://www.google.com/maps/place/13%20CROSBY%20STREET,NEW%20YORK,NY)	Graph	3	\$78,616.67	\$85,000.00	\$65,000.00	\$85,850.00
Totals	Graph	3	\$78,616.67	\$85,000.00	\$65,000.00	\$85,850.00

Latitude: 40.720043 Longitude: -73.791055

Employer Name/Worksite Address	Graph	Count	Mean Wage	Median Wage	Lowest Wage	Highest Wage
OASIS PROFESSIONAL MANAGEMENT GROUP LTD, 8916 175TH STREET, JAMAICA, NY (https://www.google.com/maps/place/8916%20175TH%20STREET,JAMAICA,NY)	Graph	1	\$79,040.00	\$79,040.00	\$79,040.00	\$79,040.00
Totals	Graph	1	\$79,040.00	\$79,040.00	\$79,040.00	\$79,040.00

Latitude: 40.720052 Longitude: -73.998925

Employer Name/Employer Address	Graph	Count	Mean Wage	Median Wage	Lowest Wage	Highest Wage
DMS NETWORK, INC., 154 GRAND ST., NEW YORK, NY (https://www.google.com/maps/place/154%20GRAND%20ST.,NEW%20YORK,NY)	Graph	1	\$72,000.00	\$72,000.00	\$72,000.00	\$72,000.00
IKON ARTS FOUNDATION INC, 154 GRAND STREET, NEW YORK, NY (https://www.google.com/maps/place/154%20GRAND%20STREET,NEW%20YORK,NY)	Graph	1	\$62,400.00	\$62,400.00	\$62,400.00	\$62,400.00
RIVENDELL GLOBAL REAL ESTATE INC., 154 GRAND STREET, NEW YORK CITY, NY (https://www.google.com/maps/place/154%20GRAND%20STREET,NEW%20YORK%20CITY,NY)	Graph	1	\$300,000.00	\$300,000.00	\$300,000.00	\$300,000.00
SIIZU, 154 GRAND STREET, NEW YORK, NY (https://www.google.com/maps/place/154%20GRAND%20STREET,NEW%20YORK,NY)	Graph	1	\$72,300.80	\$72,300.80	\$72,300.80	\$72,300.80
THE FARMERS DOG, INC, 154 GRAND STREET, NEW YORK, NY (https://www.google.com/maps/place/154%20GRAND%20STREET,NEW%20YORK,NY)	Graph	1	\$108,160.00	\$108,160.00	\$108,160.00	\$108,160.00
UNTOLD LLC, 154 GRAND STREET, NEW YORK, NY (https://www.google.com/maps/place/154%20GRAND%20STREET,NEW%20YORK,NY)	Graph	1	\$120,000.00	\$120,000.00	\$120,000.00	\$120,000.00
VINN MARKETING LLC, 154 GRAND STREET, NEW YORK, NY (https://www.google.com/maps/place/154%20GRAND%20STREET,NEW%20YORK,NY)	Graph	1	\$109,241.60	\$109,241.60	\$109,241.60	\$109,241.60
Totals	Graph	7	\$120,586.06	\$108,160.00	\$62,400.00	\$300,000.00

Employer Name/Worksite Address	Graph	Count	Mean Wage	Median Wage	Lowest Wage	Highest Wage
DMS NETWORK, INC., 154 GRAND ST., NEW YORK, NY (https://www.google.com/maps/place/154%20GRAND%20ST.,NEW%20YORK,NY)	Graph	1	\$72,000.00	\$72,000.00	\$72,000.00	\$72,000.00
LOUP INC, 154 GRAND ST, NEW YORK, NY (https://www.google.com/maps/place/154%20GRAND%20ST,NEW%20YORK,NY)	Graph	1	\$125,000.00	\$125,000.00	\$125,000.00	\$125,000.00
RIVENDELL GLOBAL REAL ESTATE INC., 154 GRAND STREET, NEW YORK CITY, NY (https://www.google.com/maps/place/154%20GRAND%20STREET,NEW%20YORK%20CITY,NY)	Graph	1	\$300,000.00	\$300,000.00	\$300,000.00	\$300,000.00
VINN MARKETING LLC, 154 GRAND STREET, NEW YORK, NY (https://www.google.com/maps/place/154%20GRAND%20STREET,NEW%20YORK,NY)	Graph	6	\$94,873.07	\$97,136.00	\$62,400.00	\$120,000.00
Totals	Graph	9	\$118,470.93	\$108,160.00	\$62,400.00	\$300,000.00

Latitude: 40.720086 Longitude: -74.002968

Employer Name/Employer Address	Graph	Count	Mean Wage	Median Wage	Lowest Wage	Highest Wage
JEAN LIN, LLC, 324 CANAL STREET, NEW YORK, NY (https://www.google.com/maps/place/324%20CANAL%20STREET,NEW%20YORK,NY)	Graph	1	\$44,720.00	\$44,720.00	\$44,720.00	\$44,720.00
Totals	Graph	1	\$44,720.00	\$44,720.00	\$44,720.00	\$44,720.00

Employer Name/Worksite Address	Graph	Count	Mean Wage	Median Wage	Lowest Wage	Highest Wage
JEAN LIN, LLC, 324 CANAL STREET, NEW YORK, NY (https://www.google.com/maps/place/324%20CANAL%20STREET,NEW%20YORK,NY)	Graph	1	\$44,720.00	\$44,720.00	\$44,720.00	\$44,720.00
Totals	Graph	1	\$44,720.00	\$44,720.00	\$44,720.00	\$44,720.00

Latitude: 40.720103 Longitude: -74.004901

Employer Name/Employer Address	Graph	Count	Mean Wage	Median Wage	Lowest Wage
--------------------------------	-------	-------	-----------	-------------	-------------

Employer Name/Employer Address	Graph	Count	Mean Wage	Median Wage	Lowest Wage
BETTER HOLDCO INC., 459 BROADWAY 5 FLOOR, NEW YORK, NY (https://www.google.com/maps/place/459%20BROADWAY%205%20FLOOR,NEW%20YORK,NY)	Graph	1	\$190,000.00	\$190,000.00	\$190,000.00
COLORED ROOMS LLC, 90 ELDRIDGE ST, UNITED STATES, NY (https://www.google.com/maps/place/90%20ELDRIDGE%20ST,UNITED%20STATES,NY)	Graph	1	\$97,760.00	\$97,760.00	\$97,760.00
EAGLE LOGISTIC SERVICE, INC., 139 CENTRE STREET, PH 104, NEW YORK, NY (https://www.google.com/maps/place/139%20CENTRE%20STREET,%20PH%20104,NEW%20YORK,NY)	Graph	1	\$52,748.80	\$52,748.80	\$52,748.80
EVERGREEN MEDICAL CLINIC, P.C., 217 GRAND STREET, 8TH FL, NEW YORK, NY (https://www.google.com/maps/place/217%20GRAND%20STREET,%208TH%20FL,NEW%20YORK,NY)	Graph	1	\$110,000.00	\$110,000.00	\$110,000.00
FOGARTY FINGER ARCHITECTURE PLLC, 69 WALKER STREET 2FLR, NEW YORK, NY (https://www.google.com/maps/place/69%20WALKER%20STREET%20%20%202FLR,NEW%20%20YORK,NY)	Graph	1	\$52,000.00	\$52,000.00	\$52,000.00
FOGARTY FINGER ARCHITECTURE PLLC, 69 WALKER STREET, 2FL, NEW YORK, NY (https://www.google.com/maps/place/69%20WALKER%20STREET,%202FL,NEW%20YORK,NY)	Graph	1	\$57,096.00	\$57,096.00	\$57,096.00
J. PRESS, INC., 8 CROSBY STREET, 3RD FL, NEW YORK, NY (https://www.google.com/maps/place/8%20CROSBY%20STREET,%203RD%20FL,NEW%20YORK,NY)	Graph	1	\$43,680.00	\$43,680.00	\$43,680.00
LAM'S AMERICAN DREAM LLC, 202 CENTRE STREET 6TH FL, NEW YORK, NY (https://www.google.com/maps/place/202%20CENTRE%20STREET%206TH%20FL,NEW%20YORK,NY)	Graph	1	\$47,840.00	\$47,840.00	\$47,840.00
LAW OFFICE OF YINGHUI HE P.C., 139 CENTRE STREET, PH111, NEW YORK, NY (https://www.google.com/maps/place/139%20CENTRE%20STREET,%20PH111,NEW%20YORK,NY)	Graph	1	\$39,520.00	\$39,520.00	\$39,520.00
LAW OFFICE OF YINGHUI HE, P.C., 139 CENTRE STREET PH111, NEW YORK, NY (https://www.google.com/maps/place/139%20CENTRE%20STREET%20PH111,NEW%20YORK,NY)	Graph	1	\$52,000.00	\$52,000.00	\$52,000.00
LAW OFFICE OF YINGHUI HE, P.C., 139 CENTRE STREET, PH111, NEW YORK, NY (https://www.google.com/maps/place/139%20CENTRE%20STREET,%20PH111,NEW%20YORK,NY)	Graph	1	\$39,520.00	\$39,520.00	\$39,520.00
LOYALIST LLC, 36 EAST 20TH STREET, NEW YORK, NY (https://www.google.com/maps/place/36%20EAST%2020TH%20STREET,NEW%20YORK,NY)	Graph	1	\$120,000.00	\$120,000.00	\$120,000.00
LV NY REALTY INC, 139 CENTRE STREET PH111, NEW YORK, NY (https://www.google.com/maps/place/139%20CENTRE%20STREET%20PH111,NEW%20YORK,NY)	Graph	1	\$58,240.00	\$58,240.00	\$58,240.00
NIGHT AGENCY LLC, 45 HOWARD ST., 2ND FL., NEW YORK, NY (https://www.google.com/maps/place/45%20HOWARD%20ST.,%202ND%20FL.,NEW%20YORK,NY)	Graph	1	\$105,000.00	\$105,000.00	\$105,000.00
SARICA LLC, 80 WARREN ST., NEW YORK, NY (https://www.google.com/maps/place/80%20WARREN%20ST.,NEW%20YORK,NY)	Graph	1	\$72,800.00	\$72,800.00	\$72,800.00
SIMON OU CPA P.C., 139 CENTRE ST, PH 106, NEW YORK, NY (https://www.google.com/maps/place/139%20CENTRE%20ST,%20PH%20106,NEW%20YORK,NY)	Graph	1	\$55,764.80	\$55,764.80	\$55,764.80
SIMON OU CPA PC, 139 CENTRE STREET, PH106, NEW YORK, NY (https://www.google.com/maps/place/139%20CENTRE%20STREET,%20PH106,NEW%20YORK,NY)	Graph	1	\$56,160.00	\$56,160.00	\$56,160.00
WE ARE LISTEN LLC, 89 5TH AVENUE, NEW YORK, NY (https://www.google.com/maps/place/89%205TH%20AVENUE,NEW%20YORK,NY)	Graph	1	\$60,000.00	\$60,000.00	\$60,000.00
WEISS/MANFREDI ARCHITECTS LLP, 200 HUDSON ST FL 10, NEW YORK, NY (https://www.google.com/maps/place/200%20HUDSON%20ST%20FL%2010,NEW%20YORK,NY)	Graph	1	\$55,000.00	\$55,000.00	\$55,000.00
LYNCH EISINGER DESIGN ARCHITECTS, 224 CENTRE STREET, FL 4, NEW YORK, NY (https://www.google.com/maps/place/224%20CENTRE%20STREET,%20FL%204,NEW%20YORK,NY)	Graph	2	\$42,500.00	\$42,500.00	\$42,500.00
OXFORD NANOPORE TECHNOLOGIES, INC., NEW YORK GENOME CENTER, NEW YORK, NY (https://www.google.com/maps/place/NEW%20YORK%20GENOME%20CENTER,NEW%20YORK,NY)	Graph	2	\$75,000.00	\$75,000.00	\$75,000.00
FOGARTY FINGER ARCHITECTURE PLLC, 69 WALKER STREET 2FLR, NEW YORK, NY (https://www.google.com/maps/place/69%20WALKER%20STREET%20%20%202FLR,NEW%20YORK,NY)	Graph	3	\$55,000.00	\$53,000.00	\$49,000.00
JAND, INC., 161 AVENUE OF AMERICAS 6TH FLOOR, NEW YORK, NY (https://www.google.com/maps/place/161%20AVENUE%20OF%20AMERICAS%206TH%20FLOOR,NEW%20YORK,NY)	Graph	3	\$98,968.67	\$100,000.00	\$60,000.00
S.F. EXPRESS CORPORATION, 150-10-30 132 AVENUE, JAMAICA, NY (https://www.google.com/maps/place/150-10-30%20132%20AVENUE,JAMAICA,NY)	Graph	5	\$51,216.00	\$53,040.00	\$40,000.00
Totals	Graph	34	\$68,179.87	\$55,000.00	\$39,520.00

Employer Name/Worksite Address	Graph	Count	Mean Wage	Median Wage	
21 JAY LLC, 21 JAY STREET, NEW YORK, NY (https://www.google.com/maps/place/21%20JAY%20STREET,NEW%20YORK,NY)	Graph	1	\$65,000.00	\$65,000.00	\$
BAANYAN SOFTWARE SERVICES, INC, NEW YORK CITY SANITATION DEPARTMENT, NEW YORK, NY (https://www.google.com/maps/place/NEW%20YORK%20CITY%20SANITATION%20DEPARTMENT,NEW%20YORK,NY)	Graph	1	\$92,768.00	\$92,768.00	\$

Employer Name/Worksite Address	Graph	Count	Mean Wage	Median Wage	
BETTER HOLDCO INC., 459 BROADWAY, 5TH FL, NEW YORK, NY (https://www.google.com/maps/place/459%20BROADWAY,%205TH%20FL,NEW%20YORK,NY)	Graph	1	\$140,000.00	\$140,000.00	\$1
CAIPA SOCIAL DAYCARE CENTER LLC, 202 CANAL ST., NEW YORK, NY (https://www.google.com/maps/place/202%20CANAL%20ST.,NEW%20YORK,NY)	Graph	1	\$43,451.00	\$43,451.00	\$
CITIGROUP GLOBAL MARKETS INC., 388 - 390 GREENWICH STREET, NEW YORK, NY (https://www.google.com/maps/place/388%20-%20390%20GREENWICH%20STREET,NEW%20YORK,NY)	Graph	1	\$130,000.00	\$130,000.00	\$1
D'APOSTROPHE DESIGN INC, 392 BROADWAY, NEW YORK, NY (https://www.google.com/maps/place/392%20BROADWAY,NEW%20YORK,NY)	Graph	1	\$78,332.80	\$78,332.80	\$
EAGLE LOGISTIC SERVICE, INC., 139 CENTRE STREET, PH 104, NEW YORK, NY (https://www.google.com/maps/place/139%20CENTRE%20STREET,%20PH%20104,NEW%20YORK,NY)	Graph	1	\$52,748.80	\$52,748.80	\$
EUROCONSULTANTS, INC., 154 GRAND STREET, NEW YORK, NY (https://www.google.com/maps/place/154%20GRAND%20STREET,NEW%20YORK,NY)	Graph	1	\$110,000.00	\$110,000.00	\$1
EVERGREEN MEDICAL CLINIC, P.C., 217 GRAND STREET, 8TH FL, NEW YORK, NY (https://www.google.com/maps/place/217%20GRAND%20STREET,%208TH%20FL,NEW%20YORK,NY)	Graph	1	\$110,000.00	\$110,000.00	\$1
EXPOSURE COMMUNICATIONS LLC, EXPOSURE COMMUNICATIONS LLC, 393, BROADWAY, NEW YORK, NY (https://www.google.com/maps/place/EXPOSURE%20COMMUNICATIONS%20LLC,%20393,%20BROADWAY,NEW%20YORK,NY)	Graph	1	\$90,000.00	\$90,000.00	\$
FOGARTY FINGER ARCHITECTURE PLLC, 69 WALKER STREET 2FLR, NEW YORK, NY (https://www.google.com/maps/place/69%20WALKER%20STREET%20%20%202FLR,NEW%20%20YORK,NY)	Graph	1	\$52,000.00	\$52,000.00	\$
FOGARTY FINGER ARCHITECTURE PLLC, 69 WALKER STREET, 2FL, NEW YORK, NY (https://www.google.com/maps/place/69%20WALKER%20STREET,%202FL,NEW%20YORK,NY)	Graph	1	\$57,096.00	\$57,096.00	\$
GETTY IMAGES (US), INC., GETTY IMAGES (US), INC., NEW YORK, NY (https://www.google.com/maps/place/GETTY%20IMAGES%20(US),%20INC.,NEW%20YORK,NY)	Graph	1	\$100,000.00	\$100,000.00	\$1
H. M. WHITE, R.L.A., P.C., 107 GRAND STREET, NEW YORK, NY (https://www.google.com/maps/place/107%20GRAND%20STREET,NEW%20YORK,NY)	Graph	1	\$50,000.00	\$50,000.00	\$
HORIZON MEDIA, INC., 75 VARICK STREET, NEW YORK, NY (https://www.google.com/maps/place/75%20VARICK%20STREET%20,NEW%20YORK,NY)	Graph	1	\$85,000.00	\$85,000.00	\$
ILOGIC INC, FEDCAP -80 VANDAM STREET, NEW YORK, NY (https://www.google.com/maps/place/FEDCAP%20-80%20VANDAM%20STREET,NEW%20YORK,NY)	Graph	1	\$64,850.00	\$64,850.00	\$
INC ARCHITECTURE AND DESIGN PLLC, 150 VARICK STREET, NEW YORK, NY (https://www.google.com/maps/place/150%20VARICK%20STREET,NEW%20YORK,NY)	Graph	1	\$52,000.00	\$52,000.00	\$
J. PRESS, INC., 8 CROSBY STREET, 3RD FL, NEW YORK, NY (https://www.google.com/maps/place/8%20CROSBY%20STREET,%203RD%20FL,NEW%20%20YORK,NY)	Graph	1	\$43,680.00	\$43,680.00	\$
JCC RESTAURANT SUPPLIES, NYC INC., 354- A BROOME STREET, NEW YORK, NY (https://www.google.com/maps/place/354-%20A%20BROOME%20STREET,NEW%20YORK,NY)	Graph	1	\$72,800.00	\$72,800.00	\$
JD INFOLABS LLC, 55 WATER STREET, NEW YORK, NY (https://www.google.com/maps/place/55%20WATER%20STREET,NEW%20YORK,NY)	Graph	1	\$72,000.00	\$72,000.00	\$
KVM CAPITAL PARTNERS, LLC, 40 HARRISON STREET, NEW YORK, NY (https://www.google.com/maps/place/40%20HARRISON%20STREET,NEW%20YORK,NY)	Graph	1	\$74,700.00	\$74,700.00	\$
LAM'S AMERICAN DREAM LLC, 202 CENTRE STREET 6 FL, NEW YORK, NY (https://www.google.com/maps/place/202%20CENTRE%20STREET%206%20FL,NEW%20YORK,NY)	Graph	1	\$47,840.00	\$47,840.00	\$
LOGIC BRIDGE INC., 32 AVENUE OF AMERICAS, NEW YORK, NY (https://www.google.com/maps/place/32%20AVENUE%20OF%20AMERICAS,NEW%20YORK,NY)	Graph	1	\$75,000.00	\$75,000.00	\$
LOYALIST LLC, 36 EAST 20TH STREET, NEW YORK, NY (https://www.google.com/maps/place/36%20EAST%2020TH%20STREET,NEW%20YORK,NY)	Graph	1	\$120,000.00	\$120,000.00	\$1
MERGERMARKET (U.S.) LTD., 330 HUDSON ST, NEW YORK, NY (https://www.google.com/maps/place/330%20HUDSON%20ST,NEW%20YORK,NY)	Graph	1	\$68,000.00	\$68,000.00	\$
MISSION MEDIA USA INC, MISSION MEDIA USA INC, NEW YORK, NY (https://www.google.com/maps/place/MISSION%20MEDIA%20USA%20INC,NEW%20YORK,NY)	Graph	1	\$50,000.00	\$50,000.00	\$
MONOCHROME MANAGEMENT LLC, 250 W BROADWAY, NEW YORK, NY (https://www.google.com/maps/place/250%20W%20BROADWAY,NEW%20YORK,NY)	Graph	1	\$120,000.00	\$120,000.00	\$1
MOOD STUDIO LLC, 52 WALKER STREET, NEW YORK, NY (https://www.google.com/maps/place/52%20WALKER%20STREET,NEW%20YORK,NY)	Graph	1	\$75,000.00	\$75,000.00	\$
MUSIC AND STRATEGY LLC, 484 BROADWAY, NEW YORK, NY (https://www.google.com/maps/place/484%20BROADWAY,NEW%20YORK,NY)	Graph	1	\$45,000.00	\$45,000.00	\$
NIGHT AGENCY LLC, 45 HOWARD ST., 2ND FL., NEW YORK, NY (https://www.google.com/maps/place/45%20HOWARD%20ST.,%202ND%20FL.,NEW%20YORK,NY)	Graph	1	\$105,000.00	\$105,000.00	\$1

Employer Name/Worksite Address	Graph	Count	Mean Wage	Median Wage	
OCTOLY INC., 46-50 GREENE STREET, NEW YORK, NY (https://www.google.com/maps/place/46-50%20GREENE%20STREET,NEW%20YORK,NY)	Graph	1	\$85,280.00	\$85,280.00	\$
POLARIS CONSULTING AND SERVICES LTD, 390 GREENWICH ST, NEW YORK, NY (https://www.google.com/maps/place/390%20GREENWICH%20ST,NEW%20YORK,NY)	Graph	1	\$90,376.00	\$90,376.00	\$
REDI CONSTRUCTION, INC., 5 WHITE ST, NEW YORK, NY (https://www.google.com/maps/place/5%20WHITE%20ST,NEW%20YORK,NY)	Graph	1	\$38,771.20	\$38,771.20	\$
SARICA LLC, 80 WARREN ST., NEW YORK, NY (https://www.google.com/maps/place/80%20WARREN%20ST.,NEW%20YORK,NY)	Graph	1	\$72,800.00	\$72,800.00	\$
SIMON OU CPA P.C., 139 CENTRE ST, PH 106, NEW YORK, NY (https://www.google.com/maps/place/139%20CENTRE%20ST,%20PH106,NEW%20YORK,NY)	Graph	1	\$55,764.80	\$55,764.80	\$
SIMON OU CPA PC, 139 CENTRE STREET, PH106, NEW YORK, NY (https://www.google.com/maps/place/139%20CENTRE%20STREET,%20PH106,NEW%20YORK,NY)	Graph	1	\$56,160.00	\$56,160.00	\$
SPOTXCHANGE, INC, 245 5TH AVE, NEW YORK, NY (https://www.google.com/maps/place/245%205TH%20AVE,NEW%20YORK,NY)	Graph	1	\$90,000.00	\$90,000.00	\$
STIAOS TECHNOLOGIES INC, DENTSU AEGIS, NEW YORK, NY (https://www.google.com/maps/place/DENTSU%20AEGIS,NEW%20YORK,NY)	Graph	1	\$90,813.00	\$90,813.00	\$
SVT, INC, GOTHAM INDUSTRIES LLC, NEW YORK, NY (https://www.google.com/maps/place/GOTHAM%20INDUSTRIES%20LLC,NEW%20YORK,NY)	Graph	1	\$65,000.00	\$65,000.00	\$
TRACE MEDIA, INC., 428 BROADWAY, NEW YORK, NY (https://www.google.com/maps/place/428%20BROADWAY,NEW%20YORK,NY)	Graph	1	\$48,000.00	\$48,000.00	\$
WEISS/MANFREDI ARCHITECTS LLP, 200 HUDSON STREET FL 10, NEW YORK, NY (https://www.google.com/maps/place/200%20HUDSON%20STREET%20FL%2010,NEW%20YORK,NY)	Graph	1	\$55,000.00	\$55,000.00	\$
ART.SY, INC., 401 BROADWAY, NEW YORK, NY (https://www.google.com/maps/place/401%20BROADWAY,NEW%20YORK,NY)	Graph	2	\$105,702.50	\$100,000.00	\$1
ASAPP, INC., 304 HUDSON STREET, NEW YORK, NY (https://www.google.com/maps/place/304%20HUDSON%20STREET,NEW%20YORK,NY)	Graph	2	\$140,750.00	\$130,000.00	\$1
LAW OFFICE OF YINGHUI HE P.C., 139 CENTRE STREET, PH111, NEW YORK, NY (https://www.google.com/maps/place/139%20CENTRE%20STREET,%20PH111,NEW%20YORK,NY)	Graph	2	\$39,520.00	\$39,520.00	\$
LAW OFFICE OF YINGHUI HE, P.C., 139 CENTRE STREET PH111, NEW YORK, NY (https://www.google.com/maps/place/139%20CENTRE%20STREET%20PH111,NEW%20YORK,NY)	Graph	2	\$55,120.00	\$52,000.00	\$
LYNCH EISINGER DESIGN ARCHITECTS, 224 CENTRE STREET, FL 4, NEW YORK, NY (https://www.google.com/maps/place/224%20CENTRE%20STREET,%20FL%204,NEW%20YORK,NY)	Graph	2	\$42,500.00	\$42,500.00	\$
OXFORD NANOPORE TECHNOLOGIES, INC., NEW YORK GENOME CENTER, NEW YORK, NY (https://www.google.com/maps/place/NEW%20YORK%20GENOME%20CENTER,NEW%20YORK,NY)	Graph	2	\$75,000.00	\$75,000.00	\$
PARAMOUNT SOFTWARE SOLUTIONS, 55 WATER ST, NEW YORK, NY (https://www.google.com/maps/place/55%20WATER%20ST,NEW%20YORK,NY)	Graph	2	\$93,633.00	\$80,000.00	\$
SOFTCRYLIC LLC., DENTSU COMMUNICATIONS INC, NEW YORK, NY (https://www.google.com/maps/place/DENTSU%20COMMUNICATIONS%20INC,NEW%20YORK,NY)	Graph	2	\$72,610.50	\$70,221.00	\$
STUDIO TONE LLC, 118 BAXTER STREET, NEW YORK, NY (https://www.google.com/maps/place/118%20BAXTER%20STREET,NEW%20YORK,NY)	Graph	2	\$83,200.00	\$62,400.00	\$
WE ARE LISTEN LLC, 89 5TH AVENUE, NEW YORK, NY (https://www.google.com/maps/place/89%205TH%20AVENUE,NEW%20YORK,NY)	Graph	2	\$85,000.00	\$60,000.00	\$
WEARABLE EXPERIMENTS INC., 133 MULBERRY STREET, NEW YORK, NY (https://www.google.com/maps/place/133%20MULBERRY%20STREET,NEW%20YORK,NY)	Graph	2	\$125,000.00	\$125,000.00	\$1
ANCHOR WORLDWIDE LLC, 333 HUDSON ST., NEW YORK, NY (https://www.google.com/maps/place/333%20HUDSON%20ST.,NEW%20YORK,NY)	Graph	3	\$80,000.00	\$100,000.00	\$
FOGARTY FINGER ARCHITECTURE PLLC, 69 WALKER STREET 2FLR, NEW YORK, NY (https://www.google.com/maps/place/69%20WALKER%20STREET%20%20%202FLR,NEW%20YORK,NY)	Graph	3	\$55,000.00	\$53,000.00	\$
KARIKARI AND ASSOCIATES PC, 84 BOWERY, NEW YORK, NY (https://www.google.com/maps/place/84%20BOWERY,NEW%20YORK,NY)	Graph	3	\$45,760.00	\$47,840.00	\$
ILOGIC, INC, FEDCAP, NEW YORK, NY (https://www.google.com/maps/place/FEDCAP,NEW%20YORK,NY)	Graph	4	\$64,813.00	\$64,813.00	\$
L'OBSERVATOIRE INTERNATIONAL INC., 120 WALKER STREET, NEW YORK, NY (https://www.google.com/maps/place/120%20WALKER%20STREET,NEW%20YORK,NY)	Graph	5	\$64,200.00	\$73,000.00	\$
CHARLES B. WANG COMMUNITY HEALTH CENTER, CHARLES B. WANG COMMUNITY HEALTH CENTER, NEW YORK, NY (https://www.google.com/maps/place/CHARLES%20B.%20WANG%20COMMUNITY%20HEALTH%20CENTER,NEW%20YORK,NY)	Graph	6	\$65,340.00	\$50,000.00	\$
S.F. EXPRESS CORPORATION, 150-10-30 132 AVENUE, JAMAICA, NY (https://www.google.com/maps/place/150-10-30%20132%20AVENUE,JAMAICA,NY)	Graph	6	\$51,000.00	\$53,040.00	\$
Totals	Graph	93	\$72,547.05	\$64,850.00	\$

Latitude: 40.720116 Longitude: -74.001361

Employer Name/Employer Address	Graph	Count	Mean Wage	Median Wage	Lowest Wage	Highest Wage
TETE-A-TETE, INC, 433 BROADWAY, NEW YORK, NY (https://www.google.com/maps/place/433%20BROADWAY,NEW%20YORK,NY)	Graph	1	\$80,000.00	\$80,000.00	\$80,000.00	\$80,000.00
MARKABLE, INC., 433 BROADWAY, NEW YORK, NY (https://www.google.com/maps/place/433%20BROADWAY,NEW%20YORK,NY)	Graph	4	\$105,000.00	\$100,000.00	\$100,000.00	\$110,000.00
Totals	Graph	5	\$100,000.00	\$100,000.00	\$80,000.00	\$110,000.00

Employer Name/Worksite Address	Graph	Count	Mean Wage	Median Wage	Lowest Wage	Highest Wage
LOC ASSOCIATES LLC, 433 BROADWAY, NEW YORK, NY (https://www.google.com/maps/place/433%20BROADWAY,NEW%20YORK,NY)	Graph	6	\$93,333.33	\$100,000.00	\$60,000.00	\$110,000.00
Totals	Graph	6	\$93,333.33	\$100,000.00	\$60,000.00	\$110,000.00

Latitude: 40.72012 Longitude: -73.998333

Employer Name/Employer Address	Graph	Count	Mean Wage	Median Wage	Lowest Wage	Highest Wage
OCHRE LLC, 247 CENTER STREET, NEW YORK, NY (https://www.google.com/maps/place/247%20CENTER%20STREET,NEW%20YORK,NY)	Graph	1	\$64,000.00	\$64,000.00	\$64,000.00	\$64,000.00
Totals	Graph	1	\$64,000.00	\$64,000.00	\$64,000.00	\$64,000.00

Employer Name/Worksite Address	Graph	Count	Mean Wage	Median Wage	Lowest Wage	Highest Wage
OCHRE LLC, 247 CENTER STREET, NEW YORK CITY, NY (https://www.google.com/maps/place/247%20CENTER%20STREET,NEW%20YORK%20CITY,NY)	Graph	1	\$64,000.00	\$64,000.00	\$64,000.00	\$64,000.00
Totals	Graph	1	\$64,000.00	\$64,000.00	\$64,000.00	\$64,000.00

Latitude: 40.720122 Longitude: -73.427332

Employer Name/Employer Address	Graph	Count	Mean Wage	Median Wage	Lowest Wage	Highest Wage
ENZO LIFE SCIENCES, INC., 10 EXECUTIVE BOULEVARD, FARMINGDALE, NY (https://www.google.com/maps/place/10%20EXECUTIVE%20BOULEVARD,FARMINGDALE,NY)	Graph	1	\$60,000.00	\$60,000.00	\$60,000.00	\$60,000.00
Totals	Graph	1	\$60,000.00	\$60,000.00	\$60,000.00	\$60,000.00

Employer Name/Worksite Address	Graph	Count	Mean Wage	Median Wage	Lowest Wage	Highest Wage
ENZO LIFE SCIENCES, INC., 10 EXECUTIVE BOULEVARD, FARMINGDALE, NY (https://www.google.com/maps/place/10%20EXECUTIVE%20BOULEVARD,FARMINGDALE,NY)	Graph	1	\$60,000.00	\$60,000.00	\$60,000.00	\$60,000.00
Totals	Graph	1	\$60,000.00	\$60,000.00	\$60,000.00	\$60,000.00

Latitude: 40.720168 Longitude: -73.996176

Employer Name/Employer Address	Graph	Count	Mean Wage	Median Wage	Lowest Wage	Highest Wage
PRESTIGE WORLDWIDE M.C. LLC, 373 BROOME STREET, NEW YORK, NY (https://www.google.com/maps/place/373%20BROOME%20STREET,NEW%20YORK,NY)	Graph	1	\$38,771.00	\$38,771.00	\$38,771.00	\$38,771.00
Totals	Graph	1	\$38,771.00	\$38,771.00	\$38,771.00	\$38,771.00

Employer Name/Worksite Address	Graph	Count	Mean Wage	Median Wage	Lowest Wage	Highest Wage
--------------------------------	-------	-------	-----------	-------------	-------------	--------------

Employer Name/Worksite Address	Graph	Count	Mean Wage	Median Wage	Lowest Wage	Highest Wage
PRESTIGE WORLDWIDE M.C. LLC, 373 BROOME STREET, NEW YORK, NY (https://www.google.com/maps/place/373%20BROOME%20STREET,NEW%20YORK,NY)	Graph	1	\$38,771.00	\$38,771.00	\$38,771.00	\$38,771.00
Totals	Graph	1	\$38,771.00	\$38,771.00	\$38,771.00	\$38,771.00

Latitude: 40.720186 Longitude: -73.960146

Employer Name/Worksite Address	Graph	Count	Mean Wage	Median Wage	Lowest Wage	Highest Wage
AA STUDIO NEW YORK INC, 70 NORTH 8TH STREET, BROOKLYN, NY (https://www.google.com/maps/place/70%20NORTH%208TH%20STREET,BROOKLYN,NY)	Graph	1	\$65,000.00	\$65,000.00	\$65,000.00	\$65,000.00
Totals	Graph	1	\$65,000.00	\$65,000.00	\$65,000.00	\$65,000.00

Employer Name/Worksite Address	Graph	Count	Mean Wage	Median Wage	Lowest Wage	Highest Wage
AA STUDIO NEW YORK INC, 70 NORTH 8TH STREET, BROOKLYN, NY (https://www.google.com/maps/place/70%20NORTH%208TH%20STREET,BROOKLYN,NY)	Graph	1	\$65,000.00	\$65,000.00	\$65,000.00	\$65,000.00
Totals	Graph	1	\$65,000.00	\$65,000.00	\$65,000.00	\$65,000.00

Latitude: 40.720225 Longitude: -73.937932

Employer Name/Worksite Address	Graph	Count	Mean Wage	Median Wage	Lowest Wage	Highest Wage
JOS. H. LOWENSTEIN & SONS, INC., 420 MORGAN AVENUE, BROOKLYN, NY (https://www.google.com/maps/place/420%20MORGAN%20AVENUE,BROOKLYN,NY)	Graph	1	\$66,997.00	\$66,997.00	\$66,997.00	\$66,997.00
Totals	Graph	1	\$66,997.00	\$66,997.00	\$66,997.00	\$66,997.00

Employer Name/Worksite Address	Graph	Count	Mean Wage	Median Wage	Lowest Wage	Highest Wage
JOS. H. LOWENSTEIN & SONS, INC., 420 MORGAN AVENUE, BROOKLYN, NY (https://www.google.com/maps/place/420%20MORGAN%20AVENUE,BROOKLYN,NY)	Graph	1	\$66,997.00	\$66,997.00	\$66,997.00	\$66,997.00
Totals	Graph	1	\$66,997.00	\$66,997.00	\$66,997.00	\$66,997.00

Latitude: 40.720238 Longitude: -74.001257

Employer Name/Worksite Address	Graph	Count	Mean Wage	Median Wage	Lowest Wage	Highest Wage
GLIMMER LLC, 441 BROADWAY 4TH FLOOR, NEW YORK, NY (https://www.google.com/maps/place/441%20BROADWAY%204TH%20FLOOR,NEW%20YORK,NY)	Graph	1	\$57,000.00	\$57,000.00	\$57,000.00	\$57,000.00
Totals	Graph	1	\$57,000.00	\$57,000.00	\$57,000.00	\$57,000.00

Employer Name/Worksite Address	Graph	Count	Mean Wage	Median Wage	Lowest Wage	Highest Wage
GLIMMER LLC, 441 BROADWAY 4TH FLOOR, NEW YORK, NY (https://www.google.com/maps/place/441%20BROADWAY%204TH%20FLOOR,NEW%20YORK,NY)	Graph	1	\$57,000.00	\$57,000.00	\$57,000.00	\$57,000.00
Totals	Graph	1	\$57,000.00	\$57,000.00	\$57,000.00	\$57,000.00

Latitude: 40.720261 Longitude: -73.587171

Employer Name/Worksite Address	Graph	Count	Mean Wage	Median Wage	Lowest Wage	Highest Wage
BROOKLYN NETS LLC, 1255 HEMPSTEAD TURNPIKE, UNIONDALE, NY (https://www.google.com/maps/place/1255%20HEMPSTEAD%20TURNPIKE,UNIONDALE,NY)	Graph	1	\$97,489.60	\$97,489.60	\$97,489.60	\$97,489.60

Employer Name/Worksite Address	Graph	Count	Mean Wage	Median Wage	Lowest Wage	Highest Wage
Totals	Graph	1	\$97,489.60	\$97,489.60	\$97,489.60	\$97,489.60

Latitude: 40.720297 Longitude: -73.961793

Employer Name/Worksite Address	Graph	Count	Mean Wage	Median Wage	Lowest Wage	Highest Wage
CLAP ONLINE INC, 34 NORTH 7TH STREET, BROOKLYN, NY (https://www.google.com/maps/place/34%20NORTH%207TH%20STREET,BROOKLYN,NY)	Graph	2	\$155,000.00	\$155,000.00	\$155,000.00	\$155,000.00
Totals	Graph	2	\$155,000.00	\$155,000.00	\$155,000.00	\$155,000.00

Employer Name/Worksite Address	Graph	Count	Mean Wage	Median Wage	Lowest Wage	Highest Wage
CLAP ONLINE INC, 34 NORTH 7TH STREET, BROOKLYN, NY (https://www.google.com/maps/place/34%20NORTH%207TH%20STREET,BROOKLYN,NY)	Graph	2	\$155,000.00	\$155,000.00	\$155,000.00	\$155,000.00
Totals	Graph	2	\$155,000.00	\$155,000.00	\$155,000.00	\$155,000.00

Latitude: 40.720304 Longitude: -73.996845

Employer Name/Worksite Address	Graph	Count	Mean Wage	Median Wage	Lowest Wage	Highest Wage
CREATURES OF COMFORT INC, 205 MULBERRY STREET, NEW YORK, NY (https://www.google.com/maps/place/205%20MULBERRY%20STREET,NEW%20YORK,NY)	Graph	1	\$46,675.00	\$46,675.00	\$46,675.00	\$46,675.00
Totals	Graph	1	\$46,675.00	\$46,675.00	\$46,675.00	\$46,675.00

Employer Name/Worksite Address	Graph	Count	Mean Wage	Median Wage	Lowest Wage	Highest Wage
CREATURES OF COMFORT INC, 205 MULBERRY STREET, NEW YORK, NY (https://www.google.com/maps/place/205%20MULBERRY%20STREET,NEW%20YORK,NY)	Graph	1	\$46,675.00	\$46,675.00	\$46,675.00	\$46,675.00
Totals	Graph	1	\$46,675.00	\$46,675.00	\$46,675.00	\$46,675.00

Latitude: 40.720432 Longitude: -74.001093

Employer Name/Worksite Address	Graph	Count	Mean Wage	Median Wage	Lowest Wage	Highest Wage
NEW MELBOURNE COFFEE, LLC, 447 BROADWAY, NEW YORK, NY (https://www.google.com/maps/place/447%20BROADWAY,NEW%20YORK,NY)	Graph	1	\$72,301.00	\$72,301.00	\$72,301.00	\$72,301.00
Totals	Graph	1	\$72,301.00	\$72,301.00	\$72,301.00	\$72,301.00

Employer Name/Worksite Address	Graph	Count	Mean Wage	Median Wage	Lowest Wage	Highest Wage
STREAMS INC, 447 BROADWAY, NEW YORK, NY (https://www.google.com/maps/place/447%20BROADWAY,NEW%20YORK,NY)	Graph	2	\$66,150.50	\$60,000.00	\$60,000.00	\$72,301.00
Totals	Graph	2	\$66,150.50	\$60,000.00	\$60,000.00	\$72,301.00

Latitude: 40.720437 Longitude: -73.989312

Employer Name/Worksite Address	Graph	Count	Mean Wage	Median Wage	Lowest Wage	Highest Wage
SAUCE MANAGEMENT LLC, 78 RIVINGTON STREET, NEW YORK, NY (https://www.google.com/maps/place/78%20RIVINGTON%20STREET,NEW%20YORK,NY)	Graph	1	\$120,000.00	\$120,000.00	\$120,000.00	\$120,000.00
Totals	Graph	1	\$120,000.00	\$120,000.00	\$120,000.00	\$120,000.00

Employer Name/Worksite Address	Graph	Count	Mean Wage	Median Wage	Lowest Wage	Highest Wage
SAUCE MANAGEMENT LLC, 78 RIVINGTON STREET, NEW YORK, NY (https://www.google.com/maps/place/78%20RIVINGTON%20STREET,NEW%20YORK,NY)	Graph	1	\$120,000.00	\$120,000.00	\$120,000.00	\$120,000.00
Totals	Graph	1	\$120,000.00	\$120,000.00	\$120,000.00	\$120,000.00

Latitude: 40.720451 Longitude: -73.984437

Employer Name/Worksite Address	Graph	Count	Mean Wage	Median Wage	Lowest Wage	Highest Wage
COOPER LS DEVELOPMENT LLC, 29 CLINTON STREET, NEW YORK, NY (https://www.google.com/maps/place/29%20CLINTON%20STREET,NEW%20YORK,NY)	Graph	1	\$35,590.00	\$35,590.00	\$35,590.00	\$35,590.00
Totals	Graph	1	\$35,590.00	\$35,590.00	\$35,590.00	\$35,590.00

Employer Name/Worksite Address	Graph	Count	Mean Wage	Median Wage	Lowest Wage	Highest Wage
COOPER LS DEVELOPMENT LLC, 29 CLINTON STREET, NEW YORK, NY (https://www.google.com/maps/place/29%20CLINTON%20STREET,NEW%20YORK,NY)	Graph	1	\$35,590.00	\$35,590.00	\$35,590.00	\$35,590.00
Totals	Graph	1	\$35,590.00	\$35,590.00	\$35,590.00	\$35,590.00

Latitude: 40.720502 Longitude: -73.429471

Employer Name/Worksite Address	Graph	Count	Mean Wage	Median Wage	Lowest Wage	Highest Wage
BDO USA, LLP, 60 EXECUTIVE BLVD, FARMINGDALE, NY (https://www.google.com/maps/place/60%20EXECUTIVE%20BLVD,FARMINGDALE,NY)	Graph	1	\$73,700.00	\$73,700.00	\$73,700.00	\$73,700.00
Totals	Graph	1	\$73,700.00	\$73,700.00	\$73,700.00	\$73,700.00

Latitude: 40.720555 Longitude: -73.990662

Employer Name/Worksite Address	Graph	Count	Mean Wage	Median Wage	Lowest Wage	Highest Wage
UNIVERSITY SETTLEMENT SOCIETY OF NEW YORK, 184 ELDRIDGE STREET, NEW YORK, NY (https://www.google.com/maps/place/184%20ELDRIDGE%20STREET,NEW%20YORK,NY)	Graph	1	\$53,100.00	\$53,100.00	\$53,100.00	\$53,100.00
UNIVERSITY SETTLEMENT SOCIETY OF NEW YORK, INC., 184 ELDRIDGE STREET, NEW YORK, NY (https://www.google.com/maps/place/184%20ELDRIDGE%20STREET,NEW%20YORK,NY)	Graph	2	\$44,073.60	\$38,147.20	\$38,147.20	\$50,000.00
Totals	Graph	3	\$47,082.40	\$50,000.00	\$38,147.20	\$53,100.00

Employer Name/Worksite Address	Graph	Count	Mean Wage	Median Wage	Lowest Wage	Highest Wage
UNIVERSITY SETTLEMENT SOCIETY OF NEW YORK, INC., 184 ELDRIDGE STREET, NEW YORK, NY (https://www.google.com/maps/place/184%20ELDRIDGE%20STREET,NEW%20YORK,NY)	Graph	2	\$44,073.60	\$38,147.20	\$38,147.20	\$50,000.00
Totals	Graph	2	\$44,073.60	\$38,147.20	\$38,147.20	\$50,000.00

Latitude: 40.720561 Longitude: -74.000984

Employer Name/Worksite Address	Graph	Count	Mean Wage	Median Wage	Lowest Wage	Highest Wage
OUTSOURCED AD OPS, LLC, 451 BROADWAY, NEW YORK, NY (https://www.google.com/maps/place/451%20BROADWAY,NEW%20YORK,NY)	Graph	1	\$170,000.00	\$170,000.00	\$170,000.00	\$170,000.00
GIDDY INC, 451 BROADWAY, NEW YORK, NY (https://www.google.com/maps/place/451%20BROADWAY,NEW%20YORK,NY)	Graph	5	\$95,148.80	\$100,000.00	\$55,744.00	\$125,000.00
THE MILL GROUP, INC., 451 BROADWAY, NEW YORK, NY (https://www.google.com/maps/place/451%20BROADWAY,NEW%20YORK,NY)	Graph	17	\$64,773.76	\$59,405.00	\$47,757.00	\$103,147.00

Employer Name/Employer Address	Graph	Count	Mean Wage	Median Wage	Lowest Wage	Highest Wage
Totals	Graph	23	\$75,952.09	\$71,053.00	\$47,757.00	\$170,000.00

Employer Name/Worksite Address	Graph	Count	Mean Wage	Median Wage	Lowest Wage	Highest Wage
THE MILL GROUP, INC., 451 BROADWAY, NEW YORK, NY (https://www.google.com/maps/place/451%20BROADWAY,NEW%20YORK,NY)	Graph	23	\$75,952.09	\$71,053.00	\$47,757.00	\$170,000.00
Totals	Graph	23	\$75,952.09	\$71,053.00	\$47,757.00	\$170,000.00

Latitude: 40.720566 Longitude: -74.001943

Employer Name/Employer Address	Graph	Count	Mean Wage	Median Wage	Lowest Wage	Highest Wage
VFILES LLC, 12 MERCER STREET, NEW YORK, NY (https://www.google.com/maps/place/12%20MERCER%20STREET,NEW%20YORK,NY)	Graph	1	\$70,000.00	\$70,000.00	\$70,000.00	\$70,000.00
Totals	Graph	1	\$70,000.00	\$70,000.00	\$70,000.00	\$70,000.00

Employer Name/Worksite Address	Graph	Count	Mean Wage	Median Wage	Lowest Wage	Highest Wage
VFILES LLC, 12 MERCER STREET, NEW YORK, NY (https://www.google.com/maps/place/12%20MERCER%20STREET,NEW%20YORK,NY)	Graph	1	\$70,000.00	\$70,000.00	\$70,000.00	\$70,000.00
Totals	Graph	1	\$70,000.00	\$70,000.00	\$70,000.00	\$70,000.00

Latitude: 40.720593 Longitude: -73.959378

Employer Name/Employer Address	Graph	Count	Mean Wage	Median Wage	Lowest Wage	Highest Wage
BOY & BELL LLC, 128 WYTHE AVENUE, BROOKLYN, NY (https://www.google.com/maps/place/128%20WYTHE%20AVENUE,BROOKLYN,NY)	Graph	1	\$46,675.00	\$46,675.00	\$46,675.00	\$46,675.00
Totals	Graph	1	\$46,675.00	\$46,675.00	\$46,675.00	\$46,675.00

Employer Name/Worksite Address	Graph	Count	Mean Wage	Median Wage	Lowest Wage	Highest Wage
BOY & BELL LLC, 128 WYTHE AVENUE, BROOKLYN, NY (https://www.google.com/maps/place/128%20WYTHE%20AVENUE,BROOKLYN,NY)	Graph	1	\$46,675.00	\$46,675.00	\$46,675.00	\$46,675.00
Totals	Graph	1	\$46,675.00	\$46,675.00	\$46,675.00	\$46,675.00

Latitude: 40.720614 Longitude: -73.996722

Employer Name/Employer Address	Graph	Count	Mean Wage	Median Wage	Lowest Wage	Highest Wage
SOHO STRENGTH LAB INC., 182 MULBERRY STREET, NEW YORK, NY (https://www.google.com/maps/place/182%20MULBERRY%20STREET,NEW%20YORK,NY)	Graph	1	\$65,000.00	\$65,000.00	\$65,000.00	\$65,000.00
Totals	Graph	1	\$65,000.00	\$65,000.00	\$65,000.00	\$65,000.00

Employer Name/Worksite Address	Graph	Count	Mean Wage	Median Wage	Lowest Wage	Highest Wage
SOHO STRENGTH LAB INC., 182 MULBERRY STREET, NEW YORK, NY (https://www.google.com/maps/place/182%20MULBERRY%20STREET,NEW%20YORK,NY)	Graph	1	\$65,000.00	\$65,000.00	\$65,000.00	\$65,000.00
Totals	Graph	1	\$65,000.00	\$65,000.00	\$65,000.00	\$65,000.00

Latitude: 40.720629 Longitude: -73.996858

Employer Name/Worksite Address	Graph	Count	Mean Wage	Median Wage	Lowest Wage	Highest Wage
LALIBELO LTD, 132 MULBERRY STREET, NEW YORK, NY (https://www.google.com/maps/place/132%20MULBERRY%20STREET,NEW%20YORK,NY)	Graph	1	\$61,000.00	\$61,000.00	\$61,000.00	\$61,000.00
Totals	Graph	1	\$61,000.00	\$61,000.00	\$61,000.00	\$61,000.00

Latitude: 40.72067 Longitude: -74.010152

Employer Name/Worksite Address	Graph	Count	Mean Wage	Median Wage	Lowest Wage	Highest Wage
BAHA INDUSTRIES CORP., CITIGROUP - 388 GREENWICH STREET, NEW YORK, NY (https://www.google.com/maps/place/CITIGROUP%20-%20388%20GREENWICH%20STREET,NEW%20YORK,NY)	Graph	1	\$140,000.00	\$140,000.00	\$140,000.00	\$140,000.00
LARSEN & TOUBRO INFOTECH LIMITED, CITI, 388 GREENWICH STREET, NEW YORK, NY (https://www.google.com/maps/place/CITI,%20388%20GREENWICH%20STREET,NEW%20YORK,NY)	Graph	1	\$81,780.00	\$81,780.00	\$81,780.00	\$81,780.00
VIRTUSA CORPORATION, 388 GREENWICH STREE, NEW YORK, NY (https://www.google.com/maps/place/388%20GREENWICH%20STREE,NEW%20YORK,NY)	Graph	2	\$64,813.00	\$64,813.00	\$64,813.00	\$64,813.00
NORGATE TECHNOLOGY, 388 GREENWICH ST., NEW YORK, NY (https://www.google.com/maps/place/388%20GREENWICH%20ST.,NEW%20YORK,NY)	Graph	3	\$163,066.67	\$124,800.00	\$114,400.00	\$250,000.00
SOFTWARE GUIDANCE & ASSISTANCE, INC., 388 GREENWICH ST, NEW YORK, NY (https://www.google.com/maps/place/388%20GREENWICH%20ST,NEW%20YORK,NY)	Graph	4	\$91,402.40	\$71,400.00	\$71,400.00	\$111,404.80
CITIGROUP GLOBAL MARKETS INC., 388 GREENWICH STREET, NEW YORK, NY (https://www.google.com/maps/place/388%20GREENWICH%20STREET,NEW%20YORK,NY)	Graph	54	\$105,098.74	\$98,900.00	\$70,000.00	\$200,000.00
Totals	Graph	65	\$105,869.96	\$100,000.00	\$64,813.00	\$250,000.00

Latitude: 40.720689 Longitude: -74.000875

Employer Name/Employer Address	Graph	Count	Mean Wage	Median Wage	Lowest Wage	Highest Wage
PEARLFISHER, INC., 455 BROADWAY, 5TH FLOOR, NEW YORK, NY (https://www.google.com/maps/place/455%20BROADWAY,%205TH%20FLOOR,NEW%20YORK,NY)	Graph	1	\$50,000.00	\$50,000.00	\$50,000.00	\$50,000.00
Totals	Graph	1	\$50,000.00	\$50,000.00	\$50,000.00	\$50,000.00

Employer Name/Worksite Address	Graph	Count	Mean Wage	Median Wage	Lowest Wage	Highest Wage
PEARLFISHER, INC., 455 BROADWAY, 5TH FLOOR, NEW YORK, NY (https://www.google.com/maps/place/455%20BROADWAY,%205TH%20FLOOR,NEW%20YORK,NY)	Graph	1	\$50,000.00	\$50,000.00	\$50,000.00	\$50,000.00
Totals	Graph	1	\$50,000.00	\$50,000.00	\$50,000.00	\$50,000.00

Latitude: 40.720727 Longitude: -74.001806

Employer Name/Employer Address	Graph	Count	Mean Wage	Median Wage	Lowest Wage	Highest Wage
MODERN SKY USA, LLC, 18 MERCER ST #1, NEW YORK, NY (https://www.google.com/maps/place/18%20MERCER%20ST%20#1,NEW%20YORK,NY)	Graph	1	\$38,000.00	\$38,000.00	\$38,000.00	\$38,000.00
Totals	Graph	1	\$38,000.00	\$38,000.00	\$38,000.00	\$38,000.00

Employer Name/Worksite Address	Graph	Count	Mean Wage	Median Wage	Lowest Wage	Highest Wage
MODERN SKY USA, LLC, 18 MERCER ST #1, NEW YORK, NY (https://www.google.com/maps/place/18%20MERCER%20ST%20#1,NEW%20YORK,NY)	Graph	1	\$38,000.00	\$38,000.00	\$38,000.00	\$38,000.00
Totals	Graph	1	\$38,000.00	\$38,000.00	\$38,000.00	\$38,000.00

Latitude: 40.720736 Longitude: -74.005972

Employer Name/Employer Address	Graph	Count	Mean Wage	Median Wage	Lowest Wage	Highest Wage
VARICK SP, LLC, 6 ST. JOHNS LANE, NEW YORK, NY (https://www.google.com/maps/place/6%20ST.%20JOHNS%20LANE,NEW%20YORK,NY)	Graph	1	\$90,000.00	\$90,000.00	\$90,000.00	\$90,000.00
Totals	Graph	1	\$90,000.00	\$90,000.00	\$90,000.00	\$90,000.00

Employer Name/Worksite Address	Graph	Count	Mean Wage	Median Wage	Lowest Wage	Highest Wage
VARICK SP, LLC, 6 ST. JOHNS LANE, NEW YORK, NY (https://www.google.com/maps/place/6%20ST.%20JOHNS%20LANE,NEW%20YORK,NY)	Graph	1	\$90,000.00	\$90,000.00	\$90,000.00	\$90,000.00
Totals	Graph	1	\$90,000.00	\$90,000.00	\$90,000.00	\$90,000.00

Latitude: 40.720747 Longitude: -74.000826

Employer Name/Employer Address	Graph	Count	Mean Wage	Median Wage	Lowest Wage	Highest Wage
1-0 CAPITAL, LLC, 459 BROADWAY 5TH FLOOR, NEW YORK, NY (https://www.google.com/maps/place/459%20BROADWAY%205TH%20FLOOR,NEW%20YORK,NY)	Graph	1	\$100,000.00	\$100,000.00	\$100,000.00	\$100,000.00
BETTER HOLDCO INC., 459 BROADWAY 5TH FLOOR, NEW YORK, NY (https://www.google.com/maps/place/459%20BROADWAY%205TH%20FLOOR,NEW%20YORK,NY)	Graph	1	\$140,000.00	\$140,000.00	\$140,000.00	\$140,000.00
CLIMB CREDIT INC, 459 BROADWAY 5TH FLOOR, NEW YORK, NY (https://www.google.com/maps/place/459%20BROADWAY%205TH%20FLOOR,NEW%20YORK,NY)	Graph	1	\$66,000.00	\$66,000.00	\$66,000.00	\$66,000.00
EMBARK CORP, 459 BROADWAY, 4TH FLOOR, NEW YORK, NY (https://www.google.com/maps/place/459%20BROADWAY,%204TH%20FLOOR,NEW%20YORK,NY)	Graph	1	\$85,500.00	\$85,500.00	\$85,500.00	\$85,500.00
Totals	Graph	4	\$97,875.00	\$85,500.00	\$66,000.00	\$140,000.00

Employer Name/Worksite Address	Graph	Count	Mean Wage	Median Wage	Lowest Wage	Highest Wage
1-0 CAPITAL, LLC, 459 BROADWAY, 5TH FLOOR, NEW YORK, NY (https://www.google.com/maps/place/459%20BROADWAY,%205TH%20FLOOR,NEW%20YORK,NY)	Graph	1	\$100,000.00	\$100,000.00	\$100,000.00	\$100,000.00
EMBARK CORP, 459 BROADWAY, NEW YORK, NY (https://www.google.com/maps/place/459%20BROADWAY,NEW%20YORK,NY)	Graph	1	\$85,500.00	\$85,500.00	\$85,500.00	\$85,500.00
CLIMB CREDIT INC, 459 BROADWAY 5TH FLOOR, NEW YORK, NY (https://www.google.com/maps/place/459%20BROADWAY%205TH%20FLOOR,NEW%20YORK,NY)	Graph	2	\$128,000.00	\$66,000.00	\$66,000.00	\$190,000.00
Totals	Graph	4	\$110,375.00	\$85,500.00	\$66,000.00	\$190,000.00

Latitude: 40.720763 Longitude: -73.959

Employer Name/Employer Address	Graph	Count	Mean Wage	Median Wage	Lowest Wage	Highest Wage
THE HOXTON (WILLIAMSBURG) LLC, 97 WYTHE AVENUE, BROOKLYN, NY (https://www.google.com/maps/place/97%20WYTHE%20AVENUE,BROOKLYN,NY)	Graph	1	\$57,000.00	\$57,000.00	\$57,000.00	\$57,000.00
Totals	Graph	1	\$57,000.00	\$57,000.00	\$57,000.00	\$57,000.00

Employer Name/Worksite Address	Graph	Count	Mean Wage	Median Wage	Lowest Wage	Highest Wage
THE HOXTON (WILLIAMSBURG) LLC, 97 WYTHE AVENUE, BROOKLYN, NY (https://www.google.com/maps/place/97%20WYTHE%20AVENUE,BROOKLYN,NY)	Graph	1	\$57,000.00	\$57,000.00	\$57,000.00	\$57,000.00
Totals	Graph	1	\$57,000.00	\$57,000.00	\$57,000.00	\$57,000.00

Latitude: 40.720787 Longitude: -73.998517

Employer Name/Employer Address	Graph	Count	Mean Wage	Median Wage	Lowest Wage	Highest Wage
--------------------------------	-------	-------	-----------	-------------	-------------	--------------

Employer Name/Employer Address	Graph	Count	Mean Wage	Median Wage	Lowest Wage	Highest Wage
SING TAO NEWSPAPERS NEW YORK LTD., 188 LAFAYETTE STREET, NEW YORK, NY (https://www.google.com/maps/place/188%20LAFAYETTE%20STREET,NEW%20YORK,NY)	Graph	5	\$33,032.20	\$32,760.00	\$31,879.00	\$35,883.00
Totals	Graph	5	\$33,032.20	\$32,760.00	\$31,879.00	\$35,883.00

Employer Name/Worksite Address	Graph	Count	Mean Wage	Median Wage	Lowest Wage	Highest Wage
SING TAO NEWSPAPERS NEW YORK LTD., 188 LAFAYETTE STREET, NEW YORK, NY (https://www.google.com/maps/place/188%20LAFAYETTE%20STREET,NEW%20YORK,NY)	Graph	4	\$33,320.50	\$32,760.00	\$31,879.00	\$35,883.00
Totals	Graph	4	\$33,320.50	\$32,760.00	\$31,879.00	\$35,883.00

Latitude: 40.720802 Longitude: -73.998331

Employer Name/Employer Address	Graph	Count	Mean Wage	Median Wage	Lowest Wage	Highest Wage
UNION SQUARE LINENS LLC, 187 LAFAYETTE STREET, NEW YORK, NY (https://www.google.com/maps/place/187%20LAFAYETTE%20STREET,NEW%20YORK,NY)	Graph	1	\$65,748.80	\$65,748.80	\$65,748.80	\$65,748.80
Totals	Graph	1	\$65,748.80	\$65,748.80	\$65,748.80	\$65,748.80

Employer Name/Worksite Address	Graph	Count	Mean Wage	Median Wage	Lowest Wage	Highest Wage
UNION SQUARE LINENS LLC, 187 LAFAYETTE STREET, NEW YORK, NY (https://www.google.com/maps/place/187%20LAFAYETTE%20STREET,NEW%20YORK,NY)	Graph	3	\$71,916.27	\$75,000.00	\$65,748.80	\$75,000.00
Totals	Graph	3	\$71,916.27	\$75,000.00	\$65,748.80	\$75,000.00

Latitude: 40.720804 Longitude: -73.990985

Employer Name/Worksite Address	Graph	Count	Mean Wage	Median Wage	Lowest Wage	Highest Wage
GRANDISON MANAGEMENT, INC., 45 RIVINGTON STREET, NEW YORK, NY (https://www.google.com/maps/place/45%20RIVINGTON%20STREET,NEW%20YORK,NY)	Graph	10	\$65,748.80	\$65,748.80	\$65,748.80	\$65,748.80
Totals	Graph	10	\$65,748.80	\$65,748.80	\$65,748.80	\$65,748.80

Latitude: 40.720838 Longitude: -73.846826

Employer Name/Employer Address	Graph	Count	Mean Wage	Median Wage	Lowest Wage	Highest Wage
ACHIEVE BEYOND INC., 70-00 AUSTIN ST, STE 200, FOREST HILLS, NY (https://www.google.com/maps/place/70-00%20AUSTIN%20ST,%20STE%20200,FOREST%20HILLS,NY)	Graph	1	\$75,010.00	\$75,010.00	\$75,010.00	\$75,010.00
BILINGUALS INC., 70-00 AUSTIN ST, FOREST HILLS, NY (https://www.google.com/maps/place/70-00%20AUSTIN%20ST,FOREST%20HILLS,NY)	Graph	331	\$58,667.71	\$58,386.00	\$40,800.00	\$65,395.20
Totals	Graph	332	\$58,716.94	\$58,386.00	\$40,800.00	\$75,010.00

Employer Name/Worksite Address	Graph	Count	Mean Wage	Median Wage	Lowest Wage	Highest Wage
BILINGUALS INC., 70-00 AUSTIN STREET, FOREST HILLS, NY (https://www.google.com/maps/place/70-00%20AUSTIN%20STREET,FOREST%20HILLS,NY)	Graph	2	\$61,890.60	\$58,386.00	\$58,386.00	\$65,395.20
BILINGUALS INC., 70-00 AUSTIN ST., FOREST HILLS, NY (https://www.google.com/maps/place/70-00%20AUSTIN%20ST.,FOREST%20HILLS,NY)	Graph	3	\$59,453.33	\$62,899.00	\$52,562.00	\$62,899.00
BILINGUALS INC., 70-00 AUSTIN ST, FOREST HILLS, NY (https://www.google.com/maps/place/70-00%20AUSTIN%20ST,FOREST%20HILLS,NY)	Graph	54	\$51,280.00	\$51,280.00	\$51,280.00	\$51,280.00
Totals	Graph	59	\$52,055.27	\$51,280.00	\$51,280.00	\$65,395.20

Latitude: 40.720847 Longitude: -74.009983

Employer Name/Employer Address	Graph	Count	Mean Wage	Median Wage	Lowest Wage	Highest Wage
NUE CO USA INC., 401 GREENWICH STREET, NEW YORK, NY (https://www.google.com/maps/place/401%20GREENWICH%20STREET,NEW%20YORK,NY)	Graph	1	\$75,000.00	\$75,000.00	\$75,000.00	\$75,000.00
Totals	Graph	1	\$75,000.00	\$75,000.00	\$75,000.00	\$75,000.00

Employer Name/Worksite Address	Graph	Count	Mean Wage	Median Wage	Lowest Wage	Highest Wage
NUE CO USA INC., 401 GREENWICH ST, NEW YORK, NY (https://www.google.com/maps/place/401%20GREENWICH%20ST,NEW%20YORK,NY)	Graph	1	\$75,000.00	\$75,000.00	\$75,000.00	\$75,000.00
Totals	Graph	1	\$75,000.00	\$75,000.00	\$75,000.00	\$75,000.00

Latitude: 40.720866 Longitude: -73.997897

Employer Name/Employer Address	Graph	Count	Mean Wage	Median Wage	Lowest Wage	Highest Wage
LUXE AND PRODUCT, LLC, 405 BROOME STREET, NEW YORK, NY (https://www.google.com/maps/place/405%20BROOME%20STREET,NEW%20YORK,NY)	Graph	1	\$55,000.00	\$55,000.00	\$55,000.00	\$55,000.00
Totals	Graph	1	\$55,000.00	\$55,000.00	\$55,000.00	\$55,000.00

Employer Name/Worksite Address	Graph	Count	Mean Wage	Median Wage	Lowest Wage	Highest Wage
LUXE AND PRODUCT, LLC, 405 BROOME STREET, NEW YORK, NY (https://www.google.com/maps/place/405%20BROOME%20STREET,NEW%20YORK,NY)	Graph	1	\$55,000.00	\$55,000.00	\$55,000.00	\$55,000.00
Totals	Graph	1	\$55,000.00	\$55,000.00	\$55,000.00	\$55,000.00

Latitude: 40.720875 Longitude: -74.010112

Employer Name/Worksite Address	Graph	Count	Mean Wage	Median Wage	Lowest Wage	Highest Wage
CITIGROUP GLOBAL MARKETS INC., 390 GREENWICH STREET, NEW YORK, NY (https://www.google.com/maps/place/390%20GREENWICH%20STREET,NEW%20YORK,NY)	Graph	46	\$106,381.89	\$90,000.00	\$60,000.00	\$300,000.00
Totals	Graph	46	\$106,381.89	\$90,000.00	\$60,000.00	\$300,000.00

Latitude: 40.720892 Longitude: -73.95806

Employer Name/Employer Address	Graph	Count	Mean Wage	Median Wage	Lowest Wage	Highest Wage
SKYHIGH MURALS-COLOSSAL MEDIA INC., 95 N. 10TH STREET, BROOKLYN, NY (https://www.google.com/maps/place/95%20N.%2010TH%20STREET,BROOKLYN,NY)	Graph	1	\$85,000.00	\$85,000.00	\$85,000.00	\$85,000.00
Totals	Graph	1	\$85,000.00	\$85,000.00	\$85,000.00	\$85,000.00

Employer Name/Worksite Address	Graph	Count	Mean Wage	Median Wage	Lowest Wage	Highest Wage
SKYHIGH MURALS-COLOSSAL MEDIA INC., 95 N. 10TH STREET, BROOKLYN, NY (https://www.google.com/maps/place/95%20N.%2010TH%20STREET,BROOKLYN,NY)	Graph	1	\$85,000.00	\$85,000.00	\$85,000.00	\$85,000.00
Totals	Graph	1	\$85,000.00	\$85,000.00	\$85,000.00	\$85,000.00

Latitude: 40.720937 Longitude: -73.987845

Employer Name/Worksite Address	Graph	Count	Mean Wage	Median Wage	Lowest Wage	Highest Wage
--------------------------------	-------	-------	-----------	-------------	-------------	--------------

Employer Name/Worksite Address	Graph	Count	Mean Wage	Median Wage	Lowest Wage	Highest Wage
MICROSOFT CORPORATION, 152 LUDLOW ST, APT PHA, NEW YORK, NY (https://www.google.com/maps/place/152%20LUDLOW%20ST,%20APT%20PHA,NEW%20YORK,NY)	Graph	1	\$143,500.00	\$143,500.00	\$143,500.00	\$143,500.00
Totals	Graph	1	\$143,500.00	\$143,500.00	\$143,500.00	\$143,500.00

Latitude: 40.720941 Longitude: -74.001624

Employer Name/Employer Address	Graph	Count	Mean Wage	Median Wage	Lowest Wage	Highest Wage
DIGIDAY MEDIA LLC, 26 MERCER STREET, NEW YORK, NY (https://www.google.com/maps/place/26%20MERCER%20STREET,NEW%20YORK,NY)	Graph	1	\$105,000.00	\$105,000.00	\$105,000.00	\$105,000.00
WE ARE SOCIAL, INC., 26 MERCER STREET, NEW YORK CITY, NY (https://www.google.com/maps/place/26%20MERCER%20STREET,NEW%20YORK%20CITY,NY)	Graph	4	\$80,750.00	\$70,000.00	\$68,000.00	\$115,000.00
Totals	Graph	5	\$85,600.00	\$70,000.00	\$68,000.00	\$115,000.00

Employer Name/Worksite Address	Graph	Count	Mean Wage	Median Wage	Lowest Wage	Highest Wage
DIGIDAY MEDIA LLC, 26 MERCER STREET, NEW YORK, NY (https://www.google.com/maps/place/26%20MERCER%20STREET,NEW%20YORK,NY)	Graph	1	\$105,000.00	\$105,000.00	\$105,000.00	\$105,000.00
WE ARE SOCIAL, INC., 26 MERCER STREET, NEW YORK CITY, NY (https://www.google.com/maps/place/26%20MERCER%20STREET,NEW%20YORK%20CITY,NY)	Graph	4	\$80,750.00	\$70,000.00	\$68,000.00	\$115,000.00
Totals	Graph	5	\$85,600.00	\$70,000.00	\$68,000.00	\$115,000.00

Latitude: 40.720964 Longitude: -73.84614

Employer Name/Employer Address	Graph	Count	Mean Wage	Median Wage	Lowest Wage	Highest Wage
BANYAN INTERNATIONAL LLC, 24 CENTRAL DRIVE, FARMINGDALE, NY (https://www.google.com/maps/place/24%20CENTRAL%20DRIVE,FARMINGDALE,NY)	Graph	1	\$63,000.00	\$63,000.00	\$63,000.00	\$63,000.00
Totals	Graph	1	\$63,000.00	\$63,000.00	\$63,000.00	\$63,000.00

Employer Name/Worksite Address	Graph	Count	Mean Wage	Median Wage	Lowest Wage	Highest Wage
ARAMARK FACILITY SERVICES LLC, 6120 GRAND CENTRAL PARKWAY, FOREST HILLS, NY (https://www.google.com/maps/place/6120%20GRAND%20CENTRAL%20PARKWAY,FOREST%20HILLS,NY)	Graph	1	\$71,935.50	\$71,935.50	\$71,935.50	\$71,935.50
BANYAN INTERNATIONAL LLC, 24 CENTRAL DRIVE, FARMINGDALE, NY (https://www.google.com/maps/place/24%20CENTRAL%20DRIVE,FARMINGDALE,NY)	Graph	1	\$63,000.00	\$63,000.00	\$63,000.00	\$63,000.00
ST. JOHN'S UNIVERSITY, PS 144, 93-02 69TH AVENUE, FOREST HILLS, NY (https://www.google.com/maps/place/PS%20144,%2093-02%2069TH%20AVENUE,FOREST%20HILLS,NY)	Graph	1	\$74,000.00	\$74,000.00	\$74,000.00	\$74,000.00
TECTONIC ENGINEERING & SURVEYING CONSULTANTS, P.C., 118-35 QUEENS BOULEVARD, FOREST HILLS, NY (https://www.google.com/maps/place/118-35%20QUEENS%20BOULEVARD,FOREST%20HILLS,NY)	Graph	1	\$120,016.00	\$120,016.00	\$120,016.00	\$120,016.00
Totals	Graph	4	\$82,237.88	\$71,935.50	\$63,000.00	\$120,016.00

Latitude: 40.720991 Longitude: -74.001755

Employer Name/Worksite Address	Graph	Count	Mean Wage	Median Wage	Lowest Wage	Highest Wage
FAITH CONNEXION INC, 27 MERCER STREET, NEW YORK, NY (https://www.google.com/maps/place/27%20MERCER%20STREET,NEW%20YORK,NY)	Graph	1	\$81,203.20	\$81,203.20	\$81,203.20	\$81,203.20
Totals	Graph	1	\$81,203.20	\$81,203.20	\$81,203.20	\$81,203.20

Latitude: 40.721031 Longitude: -73.987798

Employer Name/Employer Address	Graph	Count	Mean Wage	Median Wage	Lowest Wage	Highest Wage
WORK ARCHITECTURE COMPANY PLLC, 156 LUDLOW STREET, NEW YORK, NY (https://www.google.com/maps/place/156%20LUDLOW%20STREET,NEW%20YORK,NY)	Graph	3	\$51,333.33	\$46,000.00	\$46,000.00	\$62,000.00
Totals	Graph	3	\$51,333.33	\$46,000.00	\$46,000.00	\$62,000.00

Employer Name/Worksite Address	Graph	Count	Mean Wage	Median Wage	Lowest Wage	Highest Wage
WORK ARCHITECTURE COMPANY PLLC, 156 LUDLOW STREET, NEW YORK, NY (https://www.google.com/maps/place/156%20LUDLOW%20STREET,NEW%20YORK,NY)	Graph	3	\$51,333.33	\$46,000.00	\$46,000.00	\$62,000.00
Totals	Graph	3	\$51,333.33	\$46,000.00	\$46,000.00	\$62,000.00

Latitude: 40.721102 Longitude: -73.843353

Employer Name/Employer Address	Graph	Count	Mean Wage	Median Wage	Lowest Wage	Highest Wage
M&A ADVISOR NETWORK INC, 108-18 QUEENS BOULEVARD, FORREST HILLS, NY (https://www.google.com/maps/place/108-18%20QUEENS%20BOULEVARD,FORREST%20HILLS,NY)	Graph	1	\$46,987.00	\$46,987.00	\$46,987.00	\$46,987.00
Totals	Graph	1	\$46,987.00	\$46,987.00	\$46,987.00	\$46,987.00

Employer Name/Worksite Address	Graph	Count	Mean Wage	Median Wage	Lowest Wage	Highest Wage
M&A ADVISOR NETWORK INC, 108-18 QUEENS BOULEVARD, FORREST HILLS, NY (https://www.google.com/maps/place/108-18%20QUEENS%20BOULEVARD,FORREST%20HILLS,NY)	Graph	1	\$46,987.00	\$46,987.00	\$46,987.00	\$46,987.00
Totals	Graph	1	\$46,987.00	\$46,987.00	\$46,987.00	\$46,987.00

Latitude: 40.72113 Longitude: -74.008446

Employer Name/Employer Address	Graph	Count	Mean Wage	Median Wage	Lowest Wage	Highest Wage
MARVEL ARCHITECTS PLLC, 145 HUDSON STREET SUITE 304, NEW YORK, NY (https://www.google.com/maps/place/145%20HUDSON%20STREET%20SUITE%20304,NEW%20YORK,NY)	Graph	1	\$74,000.00	\$74,000.00	\$74,000.00	\$74,000.00
Totals	Graph	1	\$74,000.00	\$74,000.00	\$74,000.00	\$74,000.00

Employer Name/Worksite Address	Graph	Count	Mean Wage	Median Wage	Lowest Wage	Highest Wage
MARVEL ARCHITECTS PLLC, 145 HUDSON STREET SUITE 304, NEW YORK, NY (https://www.google.com/maps/place/145%20HUDSON%20STREET%20SUITE%20304,NEW%20YORK,NY)	Graph	1	\$74,000.00	\$74,000.00	\$74,000.00	\$74,000.00
SIMR, INC., 145 HUDSON STREET, NEW YORK, NY (https://www.google.com/maps/place/145%20HUDSON%20STREET,NEW%20YORK,NY)	Graph	1	\$58,198.00	\$58,198.00	\$58,198.00	\$58,198.00
Totals	Graph	2	\$66,099.00	\$58,198.00	\$58,198.00	\$74,000.00

Latitude: 40.721132 Longitude: -74.00136

Employer Name/Employer Address	Graph	Count	Mean Wage	Median Wage	Lowest Wage	Highest Wage
EDUN-AMERICAS, INC., 107 GRAND STREET, NEW YORK, NY (https://www.google.com/maps/place/107%20GRAND%20STREET,NEW%20YORK,NY)	Graph	1	\$108,493.00	\$108,493.00	\$108,493.00	\$108,493.00
H. M. WHITE, R.L.A., P.C., 107 GRAND STREET, NEW YORK, NY (https://www.google.com/maps/place/107%20GRAND%20STREET,NEW%20YORK,NY)	Graph	1	\$50,000.00	\$50,000.00	\$50,000.00	\$50,000.00
STRAIGHTLINE INTERNATIONAL INC., 107 GRAND ST, FLOOR 6, NEW YORK, NY (https://www.google.com/maps/place/107%20GRAND%20ST,%20FLOOR%206,NEW%20YORK,NY)	Graph	1	\$62,400.00	\$62,400.00	\$62,400.00	\$62,400.00
PERCOLATE INDUSTRIES, INC., 107 GRAND STREET, NEW YORK, NY (https://www.google.com/maps/place/107%20GRAND%20STREET,NEW%20YORK,NY)	Graph	7	\$118,571.43	\$120,000.00	\$70,000.00	\$160,000.00

Employer Name/Employer Address	Graph	Count	Mean Wage	Median Wage	Lowest Wage	Highest Wage
Totals	Graph	10	\$105,089.30	\$105,000.00	\$50,000.00	\$160,000.00

Employer Name/Worksite Address	Graph	Count	Mean Wage	Median Wage	Lowest Wage	Highest Wage
STRAIGHTLINE INTERNATIONAL INC., 107 GRAND ST, FLOOR 6, NEW YORK, NY (https://www.google.com/maps/place/107%20GRAND%20ST,%20FLOOR%206,NEW%20YORK,NY)	Graph	1	\$62,400.00	\$62,400.00	\$62,400.00	\$62,400.00
PERCOLATE INDUSTRIES, INC., 107 GRAND STREET, NEW YORK, NY (https://www.google.com/maps/place/107%20GRAND%20STREET,NEW%20YORK,NY)	Graph	8	\$117,311.63	\$108,493.00	\$70,000.00	\$160,000.00
Totals	Graph	9	\$111,210.33	\$108,493.00	\$62,400.00	\$160,000.00

Latitude: 40.721225 Longitude: -73.997971

Employer Name/Employer Address	Graph	Count	Mean Wage	Median Wage	Lowest Wage	Highest Wage
BUREAU BETAK INC, 199 LAFAYETTE STREET #301, NEW YORK, NY (https://www.google.com/maps/place/199%20LAFAYETTE%20STREET%20#301,NEW%20YORK,NY)	Graph	1	\$180,000.00	\$180,000.00	\$180,000.00	\$180,000.00
BUREAU BETAK INC, 199 LAFAYETTE STREET, NEW YORK, NY (https://www.google.com/maps/place/199%20LAFAYETTE%20STREET,NEW%20YORK,NY)	Graph	1	\$45,000.00	\$45,000.00	\$45,000.00	\$45,000.00
MONET ENGINE INC., 199 LAFAYETTE ST STE 3B, NEW YORK, NY (https://www.google.com/maps/place/199%20LAFAYETTE%20ST%20STE%203B,NEW%20YORK,NY)	Graph	1	\$100,000.00	\$100,000.00	\$100,000.00	\$100,000.00
MONET ENGINE INC., 199 LAFAYETTE ST., NEW YORK, NY (https://www.google.com/maps/place/199%20LAFAYETTE%20ST.,NEW%20YORK,NY)	Graph	1	\$72,000.00	\$72,000.00	\$72,000.00	\$72,000.00
SWEDEN UNLIMITED LLC, 199 LAFAYETTE ST., NEW YORK, NY (https://www.google.com/maps/place/199%20LAFAYETTE%20ST.,NEW%20YORK,NY)	Graph	1	\$84,000.00	\$84,000.00	\$84,000.00	\$84,000.00
Totals	Graph	5	\$96,200.00	\$84,000.00	\$45,000.00	\$180,000.00

Employer Name/Worksite Address	Graph	Count	Mean Wage	Median Wage	Lowest Wage	Highest Wage
BUREAU BETAK INC, 199 LAFAYETTE STREET #301, NEW YORK, NY (https://www.google.com/maps/place/199%20LAFAYETTE%20STREET%20#301,NEW%20YORK,NY)	Graph	1	\$180,000.00	\$180,000.00	\$180,000.00	\$180,000.00
BUREAU BETAK INC, 199 LAFAYETTE STREET, NEW YORK, NY (https://www.google.com/maps/place/199%20LAFAYETTE%20STREET,NEW%20YORK,NY)	Graph	1	\$45,000.00	\$45,000.00	\$45,000.00	\$45,000.00
MONET ENGINE INC., 199 LAFAYETTE ST STE 3B, NEW YORK, NY (https://www.google.com/maps/place/199%20LAFAYETTE%20ST%20STE%203B,NEW%20YORK,NY)	Graph	1	\$100,000.00	\$100,000.00	\$100,000.00	\$100,000.00
MONET ENGINE INC., 199 LAFAYETTE ST., NEW YORK, NY (https://www.google.com/maps/place/199%20LAFAYETTE%20ST.,NEW%20YORK,NY)	Graph	2	\$78,000.00	\$72,000.00	\$72,000.00	\$84,000.00
Totals	Graph	5	\$96,200.00	\$84,000.00	\$45,000.00	\$180,000.00

Latitude: 40.721244 Longitude: -73.632374

Employer Name/Employer Address	Graph	Count	Mean Wage	Median Wage	Lowest Wage	Highest Wage
DY CONSULTING ENGINEERS, P.C., 401 FRANKLIN AVENUE, GARDEN CITY, NY (https://www.google.com/maps/place/401%20FRANKLIN%20AVENUE,GARDEN%20CITY,NY)	Graph	3	\$63,333.33	\$65,000.00	\$60,000.00	\$65,000.00
Totals	Graph	3	\$63,333.33	\$65,000.00	\$60,000.00	\$65,000.00

Employer Name/Worksite Address	Graph	Count	Mean Wage	Median Wage	Lowest Wage	Highest Wage
DY CONSULTING ENGINEERS, P.C., 401 FRANKLIN AVENUE, GARDEN CITY, NY (https://www.google.com/maps/place/401%20FRANKLIN%20AVENUE,GARDEN%20CITY,NY)	Graph	3	\$63,333.33	\$65,000.00	\$60,000.00	\$65,000.00
Totals	Graph	3	\$63,333.33	\$65,000.00	\$60,000.00	\$65,000.00

Latitude: 40.721331 Longitude: -74.00988

Employer Name/Worksite Address	Graph	Count	Mean Wage	Median Wage	Lowest Wage	Highest Wage
CITIGROUP ENERGY INC., 388-390 GREENWICH ST, NEW YORK, NY (https://www.google.com/maps/place/388-390%20GREENWICH%20ST,NEW%20YORK,NY)	Graph	1	\$140,000.00	\$140,000.00	\$140,000.00	\$140,000.00
CITIBANK, N.A., 388-390 GREENWICH STREET, NEW YORK, NY (https://www.google.com/maps/place/388-390%20GREENWICH%20STREET,NEW%20YORK,NY)	Graph	251	\$117,502.57	\$95,000.00	\$80,000.00	\$400,000.00
Totals	Graph	252	\$117,591.85	\$95,000.00	\$80,000.00	\$400,000.00

Latitude: 40.721396 Longitude: -73.845293

Employer Name/Employer Address	Graph	Count	Mean Wage	Median Wage	Lowest Wage	Highest Wage
KANG YUE USA CORP, 107-18 70TH RD, FOREST HILLS, NY (https://www.google.com/maps/place/107-18%2070TH%20RD,FOREST%20HILLS,NY)	Graph	1	\$46,675.20	\$46,675.20	\$46,675.20	\$46,675.20
Totals	Graph	1	\$46,675.20	\$46,675.20	\$46,675.20	\$46,675.20

Employer Name/Worksite Address	Graph	Count	Mean Wage	Median Wage	Lowest Wage	Highest Wage
KANG YUE USA CORP, 107-18 70TH RD, FOREST HILLS, NY (https://www.google.com/maps/place/107-18%2070TH%20RD,FOREST%20HILLS,NY)	Graph	2	\$42,723.20	\$38,771.20	\$38,771.20	\$46,675.20
Totals	Graph	2	\$42,723.20	\$38,771.20	\$38,771.20	\$46,675.20

Latitude: 40.721399 Longitude: -73.993543

Employer Name/Employer Address	Graph	Count	Mean Wage	Median Wage	Lowest Wage	Highest Wage
RICKY LIANG P.C., 207 BOWERY, NEW YORK, NY (https://www.google.com/maps/place/207%20BOWERY,NEW%20YORK,NY)	Graph	1	\$48,000.00	\$48,000.00	\$48,000.00	\$48,000.00
WHOLESOME REALTY MANAGEMENT, INC., 207 BOWERY, NEW YORK, NY (https://www.google.com/maps/place/207%20BOWERY,NEW%20YORK,NY)	Graph	1	\$85,000.00	\$85,000.00	\$85,000.00	\$85,000.00
Totals	Graph	2	\$66,500.00	\$48,000.00	\$48,000.00	\$85,000.00

Employer Name/Worksite Address	Graph	Count	Mean Wage	Median Wage	Lowest Wage	Highest Wage
WHOLESOME REALTY MANAGEMENT, INC., 207 BOWERY, NEW YORK, NY (https://www.google.com/maps/place/207%20BOWERY,NEW%20YORK,NY)	Graph	2	\$66,500.00	\$48,000.00	\$48,000.00	\$85,000.00
Totals	Graph	2	\$66,500.00	\$48,000.00	\$48,000.00	\$85,000.00

Latitude: 40.721423 Longitude: -74.001951

Employer Name/Employer Address	Graph	Count	Mean Wage	Median Wage	Lowest Wage	Highest Wage
BRIGHTWIRE INC., 95 GRAND STREET, NEW YORK, NY (https://www.google.com/maps/place/95%20GRAND%20STREET,NEW%20YORK,NY)	Graph	1	\$67,500.00	\$67,500.00	\$67,500.00	\$67,500.00
Totals	Graph	1	\$67,500.00	\$67,500.00	\$67,500.00	\$67,500.00

Employer Name/Worksite Address	Graph	Count	Mean Wage	Median Wage	Lowest Wage	Highest Wage
BRIGHTWIRE INC., 95 GRAND STREET, NEW YORK, NY (https://www.google.com/maps/place/95%20GRAND%20STREET,NEW%20YORK,NY)	Graph	1	\$67,500.00	\$67,500.00	\$67,500.00	\$67,500.00
BRIGHTWIRE INC., 95 GRANDE STREET #4, NEW YORK, NY (https://www.google.com/maps/place/95%20GRANDE%20STREET%20#4,NEW%20YORK,NY)	Graph	2	\$60,000.00	\$60,000.00	\$60,000.00	\$60,000.00
Totals	Graph	3	\$62,500.00	\$60,000.00	\$60,000.00	\$67,500.00

Latitude: 40.721423 Longitude: -73.999195

Employer Name/Employer Address	Graph	Count	Mean Wage	Median Wage	Lowest Wage	Highest Wage
SHARE WITH LLC, 431 BROOME STREET, NEW YORK, NY (https://www.google.com/maps/place/431%20BROOME%20STREET,NEW%20YORK,NY)	Graph	1	\$56,500.00	\$56,500.00	\$56,500.00	\$56,500.00
Totals	Graph	1	\$56,500.00	\$56,500.00	\$56,500.00	\$56,500.00

Employer Name/Worksite Address	Graph	Count	Mean Wage	Median Wage	Lowest Wage	Highest Wage
SHARE WITH LLC, 431 BROOME STREET, NEW YORK, NY (https://www.google.com/maps/place/431%20BROOME%20STREET,NEW%20YORK,NY)	Graph	1	\$56,500.00	\$56,500.00	\$56,500.00	\$56,500.00
Totals	Graph	1	\$56,500.00	\$56,500.00	\$56,500.00	\$56,500.00

Latitude: 40.721431 Longitude: -73.997798

Employer Name/Employer Address	Graph	Count	Mean Wage	Median Wage	Lowest Wage	Highest Wage
EBENEZER BOND AND CO LLC, 203 LAFAYETTE STREET, NEW YORK, NY (https://www.google.com/maps/place/203%20LAFAYETTE%20STREET,NEW%20YORK,NY)	Graph	1	\$120,000.00	\$120,000.00	\$120,000.00	\$120,000.00
DANNY FORSTER, INC., 203 LAFAYETTE STREET, NEW YORK, NY (https://www.google.com/maps/place/203%20LAFAYETTE%20STREET,NEW%20YORK,NY)	Graph	2	\$53,822.40	\$52,644.80	\$52,644.80	\$55,000.00
Totals	Graph	3	\$75,881.60	\$55,000.00	\$52,644.80	\$120,000.00

Employer Name/Worksite Address	Graph	Count	Mean Wage	Median Wage	Lowest Wage	Highest Wage
EBENEZER BOND AND CO LLC, 203 LAFAYETTE STREET, NEW YORK, NY (https://www.google.com/maps/place/203%20LAFAYETTE%20STREET,NEW%20YORK,NY)	Graph	3	\$75,881.60	\$55,000.00	\$52,644.80	\$120,000.00
Totals	Graph	3	\$75,881.60	\$55,000.00	\$52,644.80	\$120,000.00

Latitude: 40.721451 Longitude: -73.992208

Employer Name/Employer Address	Graph	Count	Mean Wage	Median Wage	Lowest Wage	Highest Wage
LOT-EK ARCHITECTURE + DESIGN, 181 CHRYSTIE STREET, NEW YORK, NY (https://www.google.com/maps/place/181%20CHRYSTIE%20STREET,NEW%20YORK,NY)	Graph	1	\$73,590.00	\$73,590.00	\$73,590.00	\$73,590.00
Totals	Graph	1	\$73,590.00	\$73,590.00	\$73,590.00	\$73,590.00

Employer Name/Worksite Address	Graph	Count	Mean Wage	Median Wage	Lowest Wage	Highest Wage
LOT-EK ARCHITECTURE + DESIGN, 181 CHRYSTIE STREET, NEW YORK, NY (https://www.google.com/maps/place/181%20CHRYSTIE%20STREET,NEW%20YORK,NY)	Graph	1	\$73,590.00	\$73,590.00	\$73,590.00	\$73,590.00
Totals	Graph	1	\$73,590.00	\$73,590.00	\$73,590.00	\$73,590.00

Latitude: 40.721477 Longitude: -74.002416

Employer Name/Employer Address	Graph	Count	Mean Wage	Median Wage	Lowest Wage	Highest Wage
MOON & BERNDT INC, 27 GREENE STREET, NEW YORK, NY (https://www.google.com/maps/place/27%20GREENE%20STREET,NEW%20YORK,NY)	Graph	1	\$72,800.00	\$72,800.00	\$72,800.00	\$72,800.00
Totals	Graph	1	\$72,800.00	\$72,800.00	\$72,800.00	\$72,800.00

Employer Name/Worksite Address	Graph	Count	Mean Wage	Median Wage	Lowest Wage	Highest Wage
--------------------------------	-------	-------	-----------	-------------	-------------	--------------

Employer Name/Worksite Address	Graph	Count	Mean Wage	Median Wage	Lowest Wage	Highest Wage
MOON & BERNDT INC, 27 GREENE STREET, NEW YORK, NY (https://www.google.com/maps/place/27%20GREENE%20STREET,NEW%20YORK,NY)	Graph	1	\$72,800.00	\$72,800.00	\$72,800.00	\$72,800.00
Totals	Graph	1	\$72,800.00	\$72,800.00	\$72,800.00	\$72,800.00

Latitude: 40.721517 Longitude: -73.85478

Employer Name/Worksite Address	Graph	Count	Mean Wage	Median Wage	Lowest Wage	Highest Wage
TENDER TOUCH REHAB SERVICES LLC, 71-44 YELLOWSTONE BOULEVARD, FOREST HILLS, NY (https://www.google.com/maps/place/71-44%20YELLOWSTONE%20BOULEVARD,FOREST%20HILLS,NY)	Graph	1	\$93,000.00	\$93,000.00	\$93,000.00	\$93,000.00
Totals	Graph	1	\$93,000.00	\$93,000.00	\$93,000.00	\$93,000.00

Latitude: 40.721521 Longitude: -73.980065

Employer Name/Worksite Address	Graph	Count	Mean Wage	Median Wage	Lowest Wage	Highest Wage
GP PROPERTIES MANAGEMENT LLC, 291 EAST 3RD ST., NEW YORK, NY (https://www.google.com/maps/place/291%20EAST%203RD%20ST.,NEW%20YORK,NY)	Graph	1	\$55,993.60	\$55,993.60	\$55,993.60	\$55,993.60
Totals	Graph	1	\$55,993.60	\$55,993.60	\$55,993.60	\$55,993.60

Latitude: 40.721586 Longitude: -73.992139

Employer Name/Employer Address	Graph	Count	Mean Wage	Median Wage	Lowest Wage	Highest Wage
CMG SERVICES LLC, 187 CHRYSTIE STREET, NEW YORK, NY (https://www.google.com/maps/place/187%20CHRYSTIE%20STREET,NEW%20YORK,NY)	Graph	1	\$78,520.00	\$78,520.00	\$78,520.00	\$78,520.00
Totals	Graph	1	\$78,520.00	\$78,520.00	\$78,520.00	\$78,520.00

Employer Name/Worksite Address	Graph	Count	Mean Wage	Median Wage	Lowest Wage	Highest Wage
CMG SERVICES LLC, 187 CHRYSTIE STREET, NEW YORK, NY (https://www.google.com/maps/place/187%20CHRYSTIE%20STREET,NEW%20YORK,NY)	Graph	1	\$78,520.00	\$78,520.00	\$78,520.00	\$78,520.00
Totals	Graph	1	\$78,520.00	\$78,520.00	\$78,520.00	\$78,520.00

Latitude: 40.721676 Longitude: -74.000038

Employer Name/Employer Address	Graph	Count	Mean Wage	Median Wage	Lowest Wage	Highest Wage
VAUDEVILLE VENTURES LLC, 483 BROADWAY SUITE 516, NEW YORK, NY (https://www.google.com/maps/place/483%20BROADWAY%20SUITE%20516,NEW%20YORK,NY)	Graph	1	\$97,000.00	\$97,000.00	\$97,000.00	\$97,000.00
Totals	Graph	1	\$97,000.00	\$97,000.00	\$97,000.00	\$97,000.00

Employer Name/Worksite Address	Graph	Count	Mean Wage	Median Wage	Lowest Wage	Highest Wage
VAUDEVILLE VENTURES LLC, 483 BROADWAY SUITE 516, NEW YORK, NY (https://www.google.com/maps/place/483%20BROADWAY%20SUITE%20516,NEW%20YORK,NY)	Graph	1	\$97,000.00	\$97,000.00	\$97,000.00	\$97,000.00
Totals	Graph	1	\$97,000.00	\$97,000.00	\$97,000.00	\$97,000.00

Latitude: 40.721683 Longitude: -74.004445

Employer Name/Employer Address	Graph	Count	Mean Wage	Median Wage	Lowest Wage	Highest Wage

Employer Name/Employer Address	Graph	Count	Mean Wage	Median Wage	Lowest Wage	Highest Wage
SOHO GRAND HOTEL INC., 310 WEST BROADWAY, NEW YORK, NY (https://www.google.com/maps/place/310%20WEST%20BROADWAY,NEW%20YORK,NY)	Graph	1	\$125,000.00	\$125,000.00	\$125,000.00	\$125,000.00
Totals	Graph	1	\$125,000.00	\$125,000.00	\$125,000.00	\$125,000.00

Employer Name/Worksite Address	Graph	Count	Mean Wage	Median Wage	Lowest Wage	Highest Wage
SOHO GRAND HOTEL INC., 310 WEST BROADWAY, NEW YORK, NY (https://www.google.com/maps/place/310%20WEST%20BROADWAY,NEW%20YORK,NY)	Graph	1	\$125,000.00	\$125,000.00	\$125,000.00	\$125,000.00
Totals	Graph	1	\$125,000.00	\$125,000.00	\$125,000.00	\$125,000.00

Latitude: 40.721697 Longitude: -73.912141

Employer Name/Worksite Address	Graph	Count	Mean Wage	Median Wage	Lowest Wage	Highest Wage
ACO BAKERY INC, 5882 57TH DRIVE, MASPETH, NY (https://www.google.com/maps/place/5882%2057TH%20DRIVE,MA SPETH,NY)	Graph	1	\$52,645.00	\$52,645.00	\$52,645.00	\$52,645.00
Totals	Graph	1	\$52,645.00	\$52,645.00	\$52,645.00	\$52,645.00

Latitude: 40.721706 Longitude: -73.986643

Employer Name/Employer Address	Graph	Count	Mean Wage	Median Wage	Lowest Wage	Highest Wage
BENSON'S HOSPITALITY LLC, 181 ESSEX ST, NEW YORK, NY (https://www.google.com/maps/place/181%20ESSEX%20ST,NEW%20YORK,NY)	Graph	1	\$77,000.00	\$77,000.00	\$77,000.00	\$77,000.00
Totals	Graph	1	\$77,000.00	\$77,000.00	\$77,000.00	\$77,000.00

Employer Name/Worksite Address	Graph	Count	Mean Wage	Median Wage	Lowest Wage	Highest Wage
BENSON'S HOSPITALITY LLC, 181 ESSEX ST, NEW YORK, NY (https://www.google.com/maps/place/181%20ESSEX%20ST,NEW%20YORK,NY)	Graph	1	\$77,000.00	\$77,000.00	\$77,000.00	\$77,000.00
Totals	Graph	1	\$77,000.00	\$77,000.00	\$77,000.00	\$77,000.00

Latitude: 40.721718 Longitude: -74.002037

Employer Name/Worksite Address	Graph	Count	Mean Wage	Median Wage	Lowest Wage	Highest Wage
THE HANOVER RESEARCH COUNCIL LLC, 42 GREENE STREET, NEW YORK, NY (https://www.google.com/maps/place/42%20GREENE%20STREET,NEW%20YORK,NY)	Graph	1	\$55,000.00	\$55,000.00	\$55,000.00	\$55,000.00
Totals	Graph	1	\$55,000.00	\$55,000.00	\$55,000.00	\$55,000.00

Latitude: 40.721728 Longitude: -73.997715

Employer Name/Employer Address	Graph	Count	Mean Wage	Median Wage	Lowest Wage	Highest Wage
CHOBANI, LLC, 200 LAFAYETTE STREET, NEW YORK, NY (https://www.google.com/maps/place/200%20LAFAYETTE%20STREET,NEW%20YORK,NY)	Graph	3	\$163,333.33	\$175,000.00	\$90,000.00	\$225,000.00
Totals	Graph	3	\$163,333.33	\$175,000.00	\$90,000.00	\$225,000.00

Employer Name/Worksite Address	Graph	Count	Mean Wage	Median Wage	Lowest Wage	Highest Wage
INFOSYS LIMITED, 200 LAFAYETTE ST, NEW YORK, NY (https://www.google.com/maps/place/200%20LAFAYETTE%20ST,NEW%20YORK,NY)	Graph	2	\$121,234.00	\$102,820.00	\$102,820.00	\$139,648.00

Employer Name/Worksite Address	Graph	Count	Mean Wage	Median Wage	Lowest Wage	Highest Wage
CHOBANI, LLC, 200 LAFAYETTE STREET, NEW YORK, NY (https://www.google.com/maps/place/200%20LAFAYETTE%20STREET,NEW%20YORK,NY)	Graph	9	\$132,777.78	\$125,000.00	\$70,000.00	\$225,000.00
Totals	Graph	11	\$130,678.91	\$125,000.00	\$70,000.00	\$225,000.00

Latitude: 40.72173 Longitude: -73.995559

Employer Name/Worksite Address	Graph	Count	Mean Wage	Median Wage	Lowest Wage	Highest Wage
ALL THAT SHE WANTS, LLC, 29 SPRING ST., NEW YORK, NY (https://www.google.com/maps/place/29%20SPRING%20ST.,NEW%20YORK,NY)	Graph	1	\$28,080.00	\$28,080.00	\$28,080.00	\$28,080.00
Totals	Graph	1	\$28,080.00	\$28,080.00	\$28,080.00	\$28,080.00

Latitude: 40.721749 Longitude: -74.002619

Employer Name/Worksite Address	Graph	Count	Mean Wage	Median Wage	Lowest Wage	Highest Wage
GENTLE MONSTER SOHO INC, 79 GRAND ST., NEW YORK, NY (https://www.google.com/maps/place/79%20GRAND%20ST.,NEW%20YORK,NY)	Graph	1	\$47,000.00	\$47,000.00	\$47,000.00	\$47,000.00
Totals	Graph	1	\$47,000.00	\$47,000.00	\$47,000.00	\$47,000.00

Employer Name/Worksite Address	Graph	Count	Mean Wage	Median Wage	Lowest Wage	Highest Wage
GENTLE MONSTER SOHO INC, 79 GRAND STREET, NEW YORK, NY (https://www.google.com/maps/place/79%20GRAND%20STREET,NEW%20YORK,NY)	Graph	1	\$47,000.00	\$47,000.00	\$47,000.00	\$47,000.00
Totals	Graph	1	\$47,000.00	\$47,000.00	\$47,000.00	\$47,000.00

Latitude: 40.721772 Longitude: -73.841336

Employer Name/Worksite Address	Graph	Count	Mean Wage	Median Wage	Lowest Wage	Highest Wage
QUEST STAFFING SOLUTIONS, INC., 71-20 110TH STREET, FOREST HILLS, NY (https://www.google.com/maps/place/71-20%20110TH%20STREET,FOREST%20HILLS,NY)	Graph	1	\$85,945.60	\$85,945.60	\$85,945.60	\$85,945.60
Totals	Graph	1	\$85,945.60	\$85,945.60	\$85,945.60	\$85,945.60

Latitude: 40.721891 Longitude: -73.840159

Employer Name/Worksite Address	Graph	Count	Mean Wage	Median Wage	Lowest Wage	Highest Wage
THE FINANCIAL RISK GROUP, INC., 140-45 71ST ROAD, FOREST HILLS, NY (https://www.google.com/maps/place/140-45%2071ST%20ROAD,FOREST%20HILLS,NY)	Graph	1	\$140,000.00	\$140,000.00	\$140,000.00	\$140,000.00
Totals	Graph	1	\$140,000.00	\$140,000.00	\$140,000.00	\$140,000.00

Latitude: 40.721893 Longitude: -73.989202

Employer Name/Worksite Address	Graph	Count	Mean Wage	Median Wage	Lowest Wage	Highest Wage
UNIVERSITY SETTLEMENT SOCIETY OF NEW YORK, 189 ALLEN STREET, NEW YORK, NY (https://www.google.com/maps/place/189%20ALLEN%20STREET,NEW%20YORK,NY)	Graph	1	\$53,100.00	\$53,100.00	\$53,100.00	\$53,100.00
Totals	Graph	1	\$53,100.00	\$53,100.00	\$53,100.00	\$53,100.00

Latitude: 40.721934 Longitude: -73.999646

Employer Name/Employer Address	Graph	Count	Mean Wage	Median Wage	Lowest Wage	Highest Wage
VFINITY, INC., 379 BROADWAY #337, NEW YORK, NY (https://www.google.com/maps/place/379%20BROADWAY%20#337,NEW%20%20YORK,NY)	Graph	1	\$66,000.00	\$66,000.00	\$66,000.00	\$66,000.00
Totals	Graph	1	\$66,000.00	\$66,000.00	\$66,000.00	\$66,000.00

Employer Name/Worksite Address	Graph	Count	Mean Wage	Median Wage	Lowest Wage	Highest Wage
VFINITY, INC., 379 BROADWAY #337, NEW YORK, NY (https://www.google.com/maps/place/379%20BROADWAY%20#337,NEW%20%20YORK,NY)	Graph	1	\$66,000.00	\$66,000.00	\$66,000.00	\$66,000.00
Totals	Graph	1	\$66,000.00	\$66,000.00	\$66,000.00	\$66,000.00

Latitude: 40.722029 Longitude: -73.999739

Employer Name/Employer Address	Graph	Count	Mean Wage	Median Wage	Lowest Wage	Highest Wage
THE NEWS INC., 495 BROADWAY, NEW YORK, NY (https://www.google.com/maps/place/495%20BROADWAY,NEW%20YORK,NY)	Graph	1	\$68,000.00	\$68,000.00	\$68,000.00	\$68,000.00
PROENZA SCHOULER, LLC, 495 BROADWAY, FLOOR 8, NEW YORK, NY (https://www.google.com/maps/place/495%20BROADWAY,%20FLOOR%208,NEW%20YORK,NY)	Graph	3	\$83,333.33	\$60,000.00	\$60,000.00	\$130,000.00
Totals	Graph	4	\$79,500.00	\$60,000.00	\$60,000.00	\$130,000.00

Employer Name/Worksite Address	Graph	Count	Mean Wage	Median Wage	Lowest Wage	Highest Wage
THE NEWS INC., 495 BROADWAY, NEW YORK, NY (https://www.google.com/maps/place/495%20BROADWAY,NEW%20YORK,NY)	Graph	1	\$68,000.00	\$68,000.00	\$68,000.00	\$68,000.00
PROENZA SCHOULER, LLC, 495 BROADWAY, FLOOR 8, NEW YORK, NY (https://www.google.com/maps/place/495%20BROADWAY,%20FLOOR%208,NEW%20YORK,NY)	Graph	3	\$83,333.33	\$60,000.00	\$60,000.00	\$130,000.00
Totals	Graph	4	\$79,500.00	\$60,000.00	\$60,000.00	\$130,000.00

Latitude: 40.722053 Longitude: -73.980417

Employer Name/Employer Address	Graph	Count	Mean Wage	Median Wage	Lowest Wage	Highest Wage
GAM BEACH RECORDS, LLC, 43 AVENUE C, NEW YORK CITY, NY (https://www.google.com/maps/place/43%20AVENUE%20C,NEW%20YORK%20CITY,NY)	Graph	1	\$109,241.60	\$109,241.60	\$109,241.60	\$109,241.60
Totals	Graph	1	\$109,241.60	\$109,241.60	\$109,241.60	\$109,241.60

Employer Name/Worksite Address	Graph	Count	Mean Wage	Median Wage	Lowest Wage	Highest Wage
GAM BEACH RECORDS, LLC, 43 AVENUE C, NEW YORK CITY, NY (https://www.google.com/maps/place/43%20AVENUE%20C,NEW%20YORK%20CITY,NY)	Graph	1	\$109,241.60	\$109,241.60	\$109,241.60	\$109,241.60
Totals	Graph	1	\$109,241.60	\$109,241.60	\$109,241.60	\$109,241.60

Latitude: 40.72207 Longitude: -73.994337

Employer Name/Employer Address	Graph	Count	Mean Wage	Median Wage	Lowest Wage	Highest Wage
THE EMPIRE DESIGN NEW YORK CORPORATION, 204 ELIZABETH STREET, NEW YORK, NY (https://www.google.com/maps/place/204%20ELIZABETH%20STREET,NEW%20YORK,NY)	Graph	1	\$100,000.00	\$100,000.00	\$100,000.00	\$100,000.00
Totals	Graph	1	\$100,000.00	\$100,000.00	\$100,000.00	\$100,000.00

Employer Name/Worksite Address	Graph	Count	Mean Wage	Median Wage	Lowest Wage	Highest Wage
--------------------------------	-------	-------	-----------	-------------	-------------	--------------

Employer Name/Worksite Address	Graph	Count	Mean Wage	Median Wage	Lowest Wage	Highest Wage
THE EMPIRE DESIGN NEW YORK CORPORATION, 204 ELIZABETH STREET, NEW YORK, NY (https://www.google.com/maps/place/204%20ELIZABETH%20STREET,NEW%20YORK,NY)	Graph	1	\$100,000.00	\$100,000.00	\$100,000.00	\$100,000.00
Totals	Graph	1	\$100,000.00	\$100,000.00	\$100,000.00	\$100,000.00

Latitude: 40.722124 Longitude: -73.850323

Employer Name/Employer Address	Graph	Count	Mean Wage	Median Wage	Lowest Wage	Highest Wage
PRIME LEADERS HEALTH SERVICES, INC., 68-60 AUSTIN ST., FOREST HILLS, NY (https://www.google.com/maps/place/68-60%20AUSTIN%20ST.,FOREST%20HILLS,NY)	Graph	2	\$52,177.00	\$47,632.00	\$47,632.00	\$56,722.00
PRIME LEADERS HEALTH SERVICES, INC., 68-60 AUSTIN STREET, FOREST HILLS, NY (https://www.google.com/maps/place/68-60%20AUSTIN%20STREET,FOREST%20HILLS,NY)	Graph	7	\$62,285.71	\$66,000.00	\$48,000.00	\$68,000.00
Totals	Graph	9	\$60,039.33	\$66,000.00	\$47,632.00	\$68,000.00

Employer Name/Worksite Address	Graph	Count	Mean Wage	Median Wage	Lowest Wage	Highest Wage
PRIME LEADERS HEALTH SERVICES, INC., 68-60 AUSTIN STREET, FOREST HILLS, NY (https://www.google.com/maps/place/68-60%20AUSTIN%20STREET,FOREST%20HILLS,NY)	Graph	1	\$56,000.00	\$56,000.00	\$56,000.00	\$56,000.00
PRIME LEADERS HEALTH SERVICES, INC., 68-60 AUSTIN ST., FOREST HILLS, NY (https://www.google.com/maps/place/68-60%20AUSTIN%20ST.,FOREST%20HILLS,NY)	Graph	2	\$52,177.00	\$47,632.00	\$47,632.00	\$56,722.00
Totals	Graph	3	\$53,451.33	\$56,000.00	\$47,632.00	\$56,722.00

Latitude: 40.722132 Longitude: -74.001856

Employer Name/Worksite Address	Graph	Count	Mean Wage	Median Wage	Lowest Wage	Highest Wage
SPARKS MARKETING CORP, 42-44 GREENE ST, NEW YORK, NY (https://www.google.com/maps/place/42-44%20GREENE%20ST,NEW%20YORK,NY)	Graph	1	\$140,000.00	\$140,000.00	\$140,000.00	\$140,000.00
SPARKS EXHIBITS AND ENVIRONMENTS CORP, 42-44 GREENE STREET, NEW YORK, NY (https://www.google.com/maps/place/42-44%20GREENE%20STREET,NEW%20YORK,NY)	Graph	2	\$65,622.50	\$50,000.00	\$50,000.00	\$81,245.00
Totals	Graph	3	\$90,415.00	\$81,245.00	\$50,000.00	\$140,000.00

Latitude: 40.722177 Longitude: -73.855903

Employer Name/Employer Address	Graph	Count	Mean Wage	Median Wage	Lowest Wage	Highest Wage
LECE CORPORATION, 67-25 CLYDE STREET, FOREST HILLS, NY (https://www.google.com/maps/place/67-25%20CLYDE%20STREET,FOREST%20HILLS,NY)	Graph	1	\$62,400.00	\$62,400.00	\$62,400.00	\$62,400.00
Totals	Graph	1	\$62,400.00	\$62,400.00	\$62,400.00	\$62,400.00

Employer Name/Worksite Address	Graph	Count	Mean Wage	Median Wage	Lowest Wage	Highest Wage
LECE CORPORATION, 67-25 CLYDE STREET, FOREST HILLS, NY (https://www.google.com/maps/place/67-25%20CLYDE%20STREET,FOREST%20HILLS,NY)	Graph	1	\$62,400.00	\$62,400.00	\$62,400.00	\$62,400.00
Totals	Graph	1	\$62,400.00	\$62,400.00	\$62,400.00	\$62,400.00

Latitude: 40.722189 Longitude: -73.996245

Employer Name/Employer Address	Graph	Count	Mean Wage	Median Wage	Lowest Wage	Highest Wage
219 MULBERRY LLC, 219 MULBERRY STREET, NEW YORK, NY (https://www.google.com/maps/place/219%20MULBERRY%20STREET,NEW%20YORK,NY)	Graph	1	\$75,000.00	\$75,000.00	\$75,000.00	\$75,000.00

Employer Name/Employer Address	Graph	Count	Mean Wage	Median Wage	Lowest Wage	Highest Wage
219 MULBERRY LLC, 219 MULBERRY ST, NEW YORK, NY (https://www.google.com/maps/place/219%20MULBERRY%20ST,NEW%20YORK,NY)	Graph	2	\$77,500.00	\$75,000.00	\$75,000.00	\$80,000.00
Totals	Graph	3	\$76,666.67	\$75,000.00	\$75,000.00	\$80,000.00

Employer Name/Worksite Address	Graph	Count	Mean Wage	Median Wage	Lowest Wage	Highest Wage
219 MULBERRY LLC, 219 MULBERRY ST, NEW YORK, NY (https://www.google.com/maps/place/219%20MULBERRY%20ST,NEW%20YORK,NY)	Graph	1	\$75,000.00	\$75,000.00	\$75,000.00	\$75,000.00
219 MULBERRY LLC, 219 MULBERRY STREET, NEW YORK, NY (https://www.google.com/maps/place/219%20MULBERRY%20STREET,NEW%20YORK,NY)	Graph	1	\$75,000.00	\$75,000.00	\$75,000.00	\$75,000.00
CONVICTS, LLC, 219C MULBERRY ST, NEW YORK, NY (https://www.google.com/maps/place/219C%20MULBERRY%20ST,NEW%20YORK,NY)	Graph	1	\$95,700.00	\$95,700.00	\$95,700.00	\$95,700.00
Totals	Graph	3	\$81,900.00	\$75,000.00	\$75,000.00	\$95,700.00

Latitude: 40.722218 Longitude: -73.942926

Employer Name/Employer Address	Graph	Count	Mean Wage	Median Wage	Lowest Wage	Highest Wage
ALISHA ROMEO, 88 N HENRY ST #2, BROOKLYN, NY (https://www.google.com/maps/place/88%20N%20HENRY%20ST%20#2,BROOKLYN,NY)	Graph	1	\$24,960.00	\$24,960.00	\$24,960.00	\$24,960.00
Totals	Graph	1	\$24,960.00	\$24,960.00	\$24,960.00	\$24,960.00

Employer Name/Worksite Address	Graph	Count	Mean Wage	Median Wage	Lowest Wage	Highest Wage
ALISHA ROMEO, 88 N HENRY ST #2, BROOKLYN, NY (https://www.google.com/maps/place/88%20N%20HENRY%20ST%20#2,BROOKLYN,NY)	Graph	1	\$24,960.00	\$24,960.00	\$24,960.00	\$24,960.00
Totals	Graph	1	\$24,960.00	\$24,960.00	\$24,960.00	\$24,960.00

Latitude: 40.722235 Longitude: -73.997268

Employer Name/Employer Address	Graph	Count	Mean Wage	Median Wage	Lowest Wage	Highest Wage
MOUNTAINS AND HILLS NEW YORK LLC, 226 LAFAYETTE STREET, NEW YORK, NY (https://www.google.com/maps/place/226%20LAFAYETTE%20STREET,NEW%20YORK,NY)	Graph	1	\$72,301.00	\$72,301.00	\$72,301.00	\$72,301.00
Totals	Graph	1	\$72,301.00	\$72,301.00	\$72,301.00	\$72,301.00

Employer Name/Worksite Address	Graph	Count	Mean Wage	Median Wage	Lowest Wage	Highest Wage
MOUNTAINS AND HILLS NEW YORK LLC, 226 LAFAYETTE STREET, NEW YORK, NY (https://www.google.com/maps/place/226%20LAFAYETTE%20STREET,NEW%20YORK,NY)	Graph	1	\$72,301.00	\$72,301.00	\$72,301.00	\$72,301.00
Totals	Graph	1	\$72,301.00	\$72,301.00	\$72,301.00	\$72,301.00

Latitude: 40.722285 Longitude: -74.00811

Employer Name/Employer Address	Graph	Count	Mean Wage	Median Wage	Lowest Wage	Highest Wage
MATTE FINISH, LLC, 174 HUDSON STREET, NEW YORK, NY (https://www.google.com/maps/place/174%20HUDSON%20STREET,NEW%20YORK,NY)	Graph	1	\$60,000.00	\$60,000.00	\$60,000.00	\$60,000.00
MKJ COMMUNICATIONS INC., 174 HUDSON STREET, NEW YORK, NY (https://www.google.com/maps/place/174%20HUDSON%20STREET,NEW%20YORK,NY)	Graph	1	\$72,500.00	\$72,500.00	\$72,500.00	\$72,500.00
Totals	Graph	2	\$66,250.00	\$60,000.00	\$60,000.00	\$72,500.00

Employer Name/Worksite Address	Graph	Count	Mean Wage	Median Wage	Lowest Wage	Highest Wage
MKJ COMMUNICATIONS INC., 174 HUDSON STREET, NEW YORK, NY (https://www.google.com/maps/place/174%20HUDSON%20STREET,NEW%20YORK,NY)	Graph	2	\$66,250.00	\$60,000.00	\$60,000.00	\$72,500.00
Totals	Graph	2	\$66,250.00	\$60,000.00	\$60,000.00	\$72,500.00

Latitude: 40.72287 Longitude: -73.981882

Employer Name/Worksite Address	Graph	Count	Mean Wage	Median Wage	Lowest Wage	Highest Wage
LOWER EAST SIDE FAMILY UNION, 227 EAST 3RD STREET, NEW YORK, NY (https://www.google.com/maps/place/227%20EAST%203RD%20STREET,NEW%20YORK,NY)	Graph	4	\$38,750.00	\$35,000.00	\$35,000.00	\$50,000.00
Totals	Graph	4	\$38,750.00	\$35,000.00	\$35,000.00	\$50,000.00

Employer Name/Worksite Address	Graph	Count	Mean Wage	Median Wage	Lowest Wage	Highest Wage
LOWER EAST SIDE FAMILY UNION, 227 EAST 3RD STREET, NEW YORK, NY (https://www.google.com/maps/place/227%20EAST%203RD%20STREET,NEW%20YORK,NY)	Graph	4	\$38,750.00	\$35,000.00	\$35,000.00	\$50,000.00
Totals	Graph	4	\$38,750.00	\$35,000.00	\$35,000.00	\$50,000.00

Latitude: 40.722306 Longitude: -73.994245

Employer Name/Worksite Address	Graph	Count	Mean Wage	Median Wage	Lowest Wage	Highest Wage
AVROKO HOSPITALITY GROUP INC., 210 ELIZABETH, NEW YORK, NY (https://www.google.com/maps/place/210%20ELIZABETH,NEW%20YORK,NY)	Graph	1	\$46,800.00	\$46,800.00	\$46,800.00	\$46,800.00
Totals	Graph	1	\$46,800.00	\$46,800.00	\$46,800.00	\$46,800.00

Employer Name/Worksite Address	Graph	Count	Mean Wage	Median Wage	Lowest Wage	Highest Wage
AVROKO HOSPITALITY GROUP INC., 210 ELIZABETH, NEW YORK, NY (https://www.google.com/maps/place/210%20ELIZABETH,NEW%20YORK,NY)	Graph	1	\$46,800.00	\$46,800.00	\$46,800.00	\$46,800.00
Totals	Graph	1	\$46,800.00	\$46,800.00	\$46,800.00	\$46,800.00

Latitude: 40.72236 Longitude: -73.909033

Employer Name/Worksite Address	Graph	Count	Mean Wage	Median Wage	Lowest Wage	Highest Wage
CHACE RESTAURANT GROUP INC, 58-82 57TH DRIVE, MASPETH, NY (https://www.google.com/maps/place/58-82%2057TH%20DRIVE,MA SPETH,NY)	Graph	1	\$66,560.00	\$66,560.00	\$66,560.00	\$66,560.00
Totals	Graph	1	\$66,560.00	\$66,560.00	\$66,560.00	\$66,560.00

Employer Name/Worksite Address	Graph	Count	Mean Wage	Median Wage	Lowest Wage	Highest Wage
CHACE RESTAURANT GROUP INC, 58-82 57TH DRIVE, MASPETH, NY (https://www.google.com/maps/place/58-82%2057TH%20DRIVE,MA SPETH,NY)	Graph	1	\$66,560.00	\$66,560.00	\$66,560.00	\$66,560.00
Totals	Graph	1	\$66,560.00	\$66,560.00	\$66,560.00	\$66,560.00

Latitude: 40.72239 Longitude: -74.001219

Employer Name/Worksite Address	Graph	Count	Mean Wage	Median Wage	Lowest Wage	Highest Wage
KATYA DOBRYAKOVA USA INC, 463 BROOME STREET, NEW YORK, NY (https://www.google.com/maps/place/463%20BROOME%20STREET,NEW%20YORK,NY)	Graph	1	\$40,000.00	\$40,000.00	\$40,000.00	\$40,000.00

Employer Name/Employer Address	Graph	Count	Mean Wage	Median Wage	Lowest Wage	Highest Wage
Totals	Graph	1	\$40,000.00	\$40,000.00	\$40,000.00	\$40,000.00

Employer Name/Worksite Address	Graph	Count	Mean Wage	Median Wage	Lowest Wage	Highest Wage
KATYA DOBRYAKOVA USA INC, 463 BROOME STREET, NEW YORK, NY (https://www.google.com/maps/place/463%20BROOME%20STREET,NEW%20YORK,NY)	Graph	1	\$40,000.00	\$40,000.00	\$40,000.00	\$40,000.00
Totals	Graph	1	\$40,000.00	\$40,000.00	\$40,000.00	\$40,000.00

Latitude: 40.722397 Longitude: -74.002715

Employer Name/Employer Address	Graph	Count	Mean Wage	Median Wage	Lowest Wage	Highest Wage
LOADSMART INC., 39 WOOSTER STREET, NEW YORK, NY (https://www.google.com/maps/place/39%20WOOSTER%20STREET,NEW%20YORK,NY)	Graph	1	\$91,561.60	\$91,561.60	\$91,561.60	\$91,561.60
LOADSMART, INC., 39 WOOSTER, NEW YORK, NY (https://www.google.com/maps/place/39%20WOOSTER,NEW%20YORK,NY)	Graph	1	\$73,000.00	\$73,000.00	\$73,000.00	\$73,000.00
LOADSMART, INC., 39 WOOSTER STREET, NEW YORK, NY (https://www.google.com/maps/place/39%20WOOSTER%20STREET,NEW%20YORK,NY)	Graph	6	\$64,833.33	\$58,000.00	\$56,000.00	\$73,000.00
Totals	Graph	8	\$69,195.20	\$71,000.00	\$56,000.00	\$91,561.60

Employer Name/Worksite Address	Graph	Count	Mean Wage	Median Wage	Lowest Wage	Highest Wage
LOADSMART, INC., 39 WOOSTER, NEW YORK, NY (https://www.google.com/maps/place/39%20WOOSTER,NEW%20YORK,NY)	Graph	1	\$73,000.00	\$73,000.00	\$73,000.00	\$73,000.00
LOADSMART INC., 39 WOOSTER STREET, NEW YORK, NY (https://www.google.com/maps/place/39%20WOOSTER%20STREET,NEW%20YORK,NY)	Graph	7	\$68,651.66	\$71,000.00	\$56,000.00	\$91,561.60
Totals	Graph	8	\$69,195.20	\$71,000.00	\$56,000.00	\$91,561.60

Latitude: 40.722447 Longitude: -73.997638

Employer Name/Employer Address	Graph	Count	Mean Wage	Median Wage	Lowest Wage	Highest Wage
MARC JACOBS INTERNATIONAL, LLC, 72 SPRING STREET, NEW YORK, NY (https://www.google.com/maps/place/72%20SPRING%20STREET,NEW%20YORK,NY)	Graph	2	\$100,000.00	\$80,000.00	\$80,000.00	\$120,000.00
MARC JACOBS INTERNATIONAL LLC, 72 SPRING STREET, NEW YORK, NY (https://www.google.com/maps/place/72%20SPRING%20STREET,NEW%20YORK,NY)	Graph	3	\$146,666.67	\$190,000.00	\$60,000.00	\$190,000.00
Totals	Graph	5	\$128,000.00	\$120,000.00	\$60,000.00	\$190,000.00

Employer Name/Worksite Address	Graph	Count	Mean Wage	Median Wage	Lowest Wage	Highest Wage
MARC JACOBS INTERNATIONAL, LLC, 72 SPRING STREET, NEW YORK, NY (https://www.google.com/maps/place/72%20SPRING%20STREET,NEW%20YORK,NY)	Graph	5	\$128,000.00	\$120,000.00	\$60,000.00	\$190,000.00
Totals	Graph	5	\$128,000.00	\$120,000.00	\$60,000.00	\$190,000.00

Latitude: 40.722448 Longitude: -73.996142

Employer Name/Worksite Address	Graph	Count	Mean Wage	Median Wage	Lowest Wage	Highest Wage
SIMETRA TRADING LLC, 227 MULBERRY STREET, NEW YORK, NY (https://www.google.com/maps/place/227%20MULBERRY%20STREET,NEW%20YORK,NY)	Graph	1	\$85,280.00	\$85,280.00	\$85,280.00	\$85,280.00
Totals	Graph	1	\$85,280.00	\$85,280.00	\$85,280.00	\$85,280.00

Latitude: 40.722453 Longitude: -74.006281

Employer Name/Employer Address	Graph	Count	Mean Wage	Median Wage	Lowest Wage	Highest Wage
JAL CONTRACTING, LLC, 511 CANAL STREET, NEW YORK, NY (https://www.google.com/maps/place/511%20CANAL%20STREET,NEW%20YORK,NY)	Graph	1	\$52,000.00	\$52,000.00	\$52,000.00	\$52,000.00
Totals	Graph	1	\$52,000.00	\$52,000.00	\$52,000.00	\$52,000.00

Employer Name/Worksite Address	Graph	Count	Mean Wage	Median Wage	Lowest Wage	Highest Wage
JAL CONTRACTING, LLC, 511 CANAL STREET, NEW YORK, NY (https://www.google.com/maps/place/511%20CANAL%20STREET,NEW%20YORK,NY)	Graph	1	\$52,000.00	\$52,000.00	\$52,000.00	\$52,000.00
Totals	Graph	1	\$52,000.00	\$52,000.00	\$52,000.00	\$52,000.00

Latitude: 40.722469 Longitude: -74.002653

Employer Name/Employer Address	Graph	Count	Mean Wage	Median Wage	Lowest Wage	Highest Wage
MAKI FUND, INC., 41 WOOSTER STREET, NEW YORK, NY (https://www.google.com/maps/place/41%20WOOSTER%20STREET,NEW%20YORK,NY)	Graph	1	\$110,000.00	\$110,000.00	\$110,000.00	\$110,000.00
Totals	Graph	1	\$110,000.00	\$110,000.00	\$110,000.00	\$110,000.00

Employer Name/Worksite Address	Graph	Count	Mean Wage	Median Wage	Lowest Wage	Highest Wage
MAKI FUND, INC., 41 WOOSTER STREET, NEW YORK, NY (https://www.google.com/maps/place/41%20WOOSTER%20STREET,NEW%20YORK,NY)	Graph	1	\$110,000.00	\$110,000.00	\$110,000.00	\$110,000.00
Totals	Graph	1	\$110,000.00	\$110,000.00	\$110,000.00	\$110,000.00

Latitude: 40.722514 Longitude: -74.007614

Employer Name/Employer Address	Graph	Count	Mean Wage	Median Wage	Lowest Wage	Highest Wage
REPLACE URBAN STUDIO, 12-16 VESTRY STREET, NEW YORK, NY (https://www.google.com/maps/place/12-16%20VESTRY%20STREET,NEW%20YORK,NY)	Graph	2	\$45,000.00	\$45,000.00	\$45,000.00	\$45,000.00
Totals	Graph	2	\$45,000.00	\$45,000.00	\$45,000.00	\$45,000.00

Employer Name/Worksite Address	Graph	Count	Mean Wage	Median Wage	Lowest Wage	Highest Wage
WALTER P. MOORE AND ASSOCIATES, INC., 12-16 VESTRY STREET, NEW YORK CITY, NY (https://www.google.com/maps/place/12-16%20VESTRY%20STREET,NEW%20YORK%20CITY,NY)	Graph	1	\$63,000.00	\$63,000.00	\$63,000.00	\$63,000.00
REPLACE URBAN STUDIO, 12-16 VESTRY STREET, NEW YORK, NY (https://www.google.com/maps/place/12-16%20VESTRY%20STREET,NEW%20YORK,NY)	Graph	3	\$66,666.67	\$45,000.00	\$45,000.00	\$110,000.00
Totals	Graph	4	\$65,750.00	\$45,000.00	\$45,000.00	\$110,000.00

Latitude: 40.722519 Longitude: -74.00767

Employer Name/Employer Address	Graph	Count	Mean Wage	Median Wage	Lowest Wage	Highest Wage
LACHLAN BAILEY LLC, 17 VESTRY STREET, NEW YORK, NY (https://www.google.com/maps/place/17%20VESTRY%20STREET,NEW%20YORK,NY)	Graph	1	\$68,000.00	\$68,000.00	\$68,000.00	\$68,000.00
Totals	Graph	1	\$68,000.00	\$68,000.00	\$68,000.00	\$68,000.00

Employer Name/Worksite Address	Graph	Count	Mean Wage	Median Wage	Lowest Wage	Highest Wage
LACHLAN BAILEY LLC, 17 VESTRY STREET, NEW YORK, NY (https://www.google.com/maps/place/17%20VESTRY%20STREET,NEW%20YORK,NY)	Graph	1	\$68,000.00	\$68,000.00	\$68,000.00	\$68,000.00

Employer Name/Worksite Address	Graph	Count	Mean Wage	Median Wage	Lowest Wage	Highest Wage
Totals	Graph	1	\$68,000.00	\$68,000.00	\$68,000.00	\$68,000.00

Latitude: 40.722619 Longitude: -74.007318

Employer Name/Worksite Address	Graph	Count	Mean Wage	Median Wage	Lowest Wage	Highest Wage
VOLKMAN VIDEO, INC., 12 VESTRY STREET, NEW YORK, NY (https://www.google.com/maps/place/12%20VESTRY%20STREET,NEW%20YORK,NY)	Graph	1	\$65,000.00	\$65,000.00	\$65,000.00	\$65,000.00
Totals	Graph	1	\$65,000.00	\$65,000.00	\$65,000.00	\$65,000.00

Latitude: 40.72262 Longitude: -73.99771

Employer Name/Employer Address	Graph	Count	Mean Wage	Median Wage	Lowest Wage	Highest Wage
APT212 INC, 73 SPRING STREET, NEW YORK, NY (https://www.google.com/maps/place/73%20SPRING%20STREET,NEW%20YORK,NY)	Graph	1	\$56,850.00	\$56,850.00	\$56,850.00	\$56,850.00
CRM PASSPORT LLC, 73 SPRING STREET, NEW YORK, NY (https://www.google.com/maps/place/73%20SPRING%20STREET,NEW%20YORK,NY)	Graph	1	\$100,000.00	\$100,000.00	\$100,000.00	\$100,000.00
FOHR CARD INC., 73 SPRING STREET, NEW YORK, NY (https://www.google.com/maps/place/73%20SPRING%20STREET,NEW%20YORK,NY)	Graph	1	\$55,000.00	\$55,000.00	\$55,000.00	\$55,000.00
ALPHA AUDIOTRONICS, INC., 73 SPRING STREET, SUITE 502, NEW YORK CITY, NY (https://www.google.com/maps/place/73%20SPRING%20STREET,%20SUITE%20502,NEW%20YORK%20CITY,NY)	Graph	2	\$83,750.00	\$72,500.00	\$72,500.00	\$83,750.00
APT 212 INC, 73 SPRING STREET, NEW YORK, NY (https://www.google.com/maps/place/73%20SPRING%20STREET,NEW%20YORK,NY)	Graph	2	\$60,756.80	\$55,764.80	\$55,764.80	\$60,756.80
FOHR CARD INC, 73 SPRING STREET, NEW YORK, NY (https://www.google.com/maps/place/73%20SPRING%20STREET,NEW%20YORK,NY)	Graph	2	\$75,000.00	\$75,000.00	\$75,000.00	\$75,000.00
MAMAMIA WOMEN'S NETWORK, INC., 73 SPRING ST., NEW YORK, NY (https://www.google.com/maps/place/73%20SPRING%20ST.,NEW%20YORK,NY)	Graph	2	\$50,000.00	\$50,000.00	\$50,000.00	\$50,000.00
Totals	Graph	11	\$68,260.33	\$65,748.80	\$50,000.00	\$100,000.00

Employer Name/Worksite Address	Graph	Count	Mean Wage	Median Wage	Lowest Wage	Highest Wage
ALPHA AUDIOTRONICS, INC., 73 SPRING STREET, SUITE 502, NEW YORK CITY, NY (https://www.google.com/maps/place/73%20SPRING%20STREET,%20SUITE%20502,NEW%20YORK%20CITY,NY)	Graph	2	\$83,750.00	\$72,500.00	\$72,500.00	\$95,000.00
MAMAMIA WOMEN'S NETWORK, INC., 73 SPRING ST., NEW YORK, NY (https://www.google.com/maps/place/73%20SPRING%20ST.,NEW%20YORK,NY)	Graph	2	\$50,000.00	\$50,000.00	\$50,000.00	\$50,000.00
FOHR CARD INC, 73 SPRING STREET, NEW YORK, NY (https://www.google.com/maps/place/73%20SPRING%20STREET,NEW%20YORK,NY)	Graph	7	\$69,051.94	\$65,748.80	\$55,000.00	\$100,000.00
Totals	Graph	11	\$68,260.33	\$65,748.80	\$50,000.00	\$100,000.00

Latitude: 40.72264 Longitude: -74.007545

Employer Name/Employer Address	Graph	Count	Mean Wage	Median Wage	Lowest Wage	Highest Wage
SID LEE USA INC, 16 VESTRY STREET, 6TH FLOOR, NEW YORK, NY (https://www.google.com/maps/place/16%20VESTRY%20STREET,%206TH%20FLOOR,NEW%20YORK,NY)	Graph	2	\$82,509.60	\$60,000.00	\$60,000.00	\$105,019.20
Totals	Graph	2	\$82,509.60	\$60,000.00	\$60,000.00	\$105,019.20

Employer Name/Worksite Address	Graph	Count	Mean Wage	Median Wage	Lowest Wage	Highest Wage
SID LEE USA INC, 16 VESTRY STREET, NEW YORK, NY (https://www.google.com/maps/place/16%20VESTRY%20STREET,NEW%20YORK,NY)	Graph	2	\$82,509.60	\$60,000.00	\$60,000.00	\$105,019.20
Totals	Graph	2	\$82,509.60	\$60,000.00	\$60,000.00	\$105,019.20

Latitude: 40.722669 Longitude: -73.997826

Employer Name/Employer Address	Graph	Count	Mean Wage	Median Wage	Lowest Wage	Highest Wage
CHI AMERICA PARTNERS LLC, 75 SPRING STREET, NEW YORK, NY (https://www.google.com/maps/place/75%20SPRING%20STREET,NEW%20YORK,NY)	Graph	1	\$150,000.00	\$150,000.00	\$150,000.00	\$150,000.00
SMOKE & MIRRORS PRODUCTION LTD., 75 SPRING STREET, NEW YORK, NY (https://www.google.com/maps/place/75%20SPRING%20STREET,NEW%20YORK,NY)	Graph	1	\$55,000.00	\$55,000.00	\$55,000.00	\$55,000.00
Totals	Graph	2	\$102,500.00	\$55,000.00	\$55,000.00	\$150,000.00

Employer Name/Worksite Address	Graph	Count	Mean Wage	Median Wage	Lowest Wage	Highest Wage
TAG WORLDWIDE (USA) INC., 75 SPRING STREET, NEW YORK, NY (https://www.google.com/maps/place/75%20SPRING%20STREET,NEW%20YORK,NY)	Graph	5	\$81,898.63	\$69,000.00	\$55,000.00	\$150,000.00
Totals	Graph	5	\$81,898.63	\$69,000.00	\$55,000.00	\$150,000.00

Latitude: 40.722671 Longitude: -73.999022

Employer Name/Employer Address	Graph	Count	Mean Wage	Median Wage	Lowest Wage	Highest Wage
SALIDO, INC., 518 BROADWAY, NEW YORK, NY (https://www.google.com/maps/place/518%20BROADWAY,NEW%20YORK,NY)	Graph	1	\$48,000.00	\$48,000.00	\$48,000.00	\$48,000.00
Totals	Graph	1	\$48,000.00	\$48,000.00	\$48,000.00	\$48,000.00

Employer Name/Worksite Address	Graph	Count	Mean Wage	Median Wage	Lowest Wage	Highest Wage
SALIDO, INC., 518 BROADWAY, NEW YORK, NY (https://www.google.com/maps/place/518%20BROADWAY,NEW%20YORK,NY)	Graph	1	\$48,000.00	\$48,000.00	\$48,000.00	\$48,000.00
Totals	Graph	1	\$48,000.00	\$48,000.00	\$48,000.00	\$48,000.00

Latitude: 40.722674 Longitude: -74.007907

Employer Name/Employer Address	Graph	Count	Mean Wage	Median Wage	Lowest Wage	Highest Wage
DAVID YURMAN ENTERPRISES LLC, 24 VESTRY STREET, NEW YORK, NY (https://www.google.com/maps/place/24%20VESTRY%20STREET,NEW%20YORK,NY)	Graph	1	\$80,985.00	\$80,985.00	\$80,985.00	\$80,985.00
Totals	Graph	1	\$80,985.00	\$80,985.00	\$80,985.00	\$80,985.00

Employer Name/Worksite Address	Graph	Count	Mean Wage	Median Wage	Lowest Wage	Highest Wage
DAVID YURMAN ENTERPRISES LLC, 24 VESTRY STREET, NEW YORK, NY (https://www.google.com/maps/place/24%20VESTRY%20STREET,NEW%20YORK,NY)	Graph	1	\$80,985.00	\$80,985.00	\$80,985.00	\$80,985.00
Totals	Graph	1	\$80,985.00	\$80,985.00	\$80,985.00	\$80,985.00

Latitude: 40.722702 Longitude: -73.632933

Employer Name/Employer Address	Graph	Count	Mean Wage	Median Wage	Lowest Wage	Highest Wage
WEBAIR INTERNET DEVELOPMENT COMPANY INC., 501 FRANKLIN AVENUE, GARDEN CITY, NY (https://www.google.com/maps/place/501%20FRANKLIN%20AVENUE,GARDEN%20CITY,NY)	Graph	2	\$90,000.00	\$80,000.00	\$80,000.00	\$100,000.00
Totals	Graph	2	\$90,000.00	\$80,000.00	\$80,000.00	\$100,000.00

Employer Name/Worksite Address	Graph	Count	Mean Wage	Median Wage	Lowest Wage	Highest Wage
--------------------------------	-------	-------	-----------	-------------	-------------	--------------

Employer Name/Worksite Address	Graph	Count	Mean Wage	Median Wage	Lowest Wage	Highest Wage
WEBAIR INTERNET DEVELOPMENT COMPANY INC., 501 FRANKLIN AVENUE, GARDEN CITY, NY (https://www.google.com/maps/place/501%20FRANKLIN%20AVENUE,GARDEN%20CITY,NY)	Graph	2	\$90,000.00	\$80,000.00	\$80,000.00	\$100,000.00
Totals	Graph	2	\$90,000.00	\$80,000.00	\$80,000.00	\$100,000.00

Latitude: 40.722712 Longitude: -74.008033

Employer Name/Employer Address	Graph	Count	Mean Wage	Median Wage	Lowest Wage	Highest Wage
FORMAND LLC, 200 HUDSON STREET, NEW YORK, NY (https://www.google.com/maps/place/200%20HUDSON%20STREET,NEW%20YORK,NY)	Graph	1	\$55,000.00	\$55,000.00	\$55,000.00	\$55,000.00
WEISS/MANFREDI ARCHITECTS, LLP, 200 HUDSON STREET, 10TH FLOOR, NEW YORK, NY (https://www.google.com/maps/place/200%20HUDSON%20STREET,%2010TH%20FLOOR,NEW%20YORK,NY)	Graph	2	\$45,000.00	\$45,000.00	\$45,000.00	\$45,000.00
HAVAS MEDIA GROUP USA LLC, 200 HUDSON STREET, NEW YORK, NY (https://www.google.com/maps/place/200%20HUDSON%20STREET,NEW%20YORK,NY)	Graph	3	\$165,000.00	\$185,000.00	\$60,000.00	\$250,000.00
HAVAS WORLDWIDE NEW YORK, INC., 200 HUDSON STREET, NEW YORK, NY (https://www.google.com/maps/place/200%20HUDSON%20STREET,NEW%20YORK,NY)	Graph	5	\$79,335.00	\$55,000.00	\$46,675.00	\$160,000.00
Totals	Graph	11	\$94,243.18	\$55,000.00	\$45,000.00	\$250,000.00

Employer Name/Worksite Address	Graph	Count	Mean Wage	Median Wage	Lowest Wage	Highest Wage
WEISS/MANFREDI ARCHITECTS, LLP, 200 HUDSON STREET, 10TH FLOOR, NEW YORK, NY (https://www.google.com/maps/place/200%20HUDSON%20STREET,%2010TH%20FLOOR,NEW%20YORK,NY)	Graph	2	\$45,000.00	\$45,000.00	\$45,000.00	\$45,000.00
PUBLICIS HEALTHCARE COMMUNICATIONS GROUP, INC., 200 HUDSON STREET, NEW YORK, NY (https://www.google.com/maps/place/200%20HUDSON%20STREET,NEW%20YORK,NY)	Graph	10	\$103,667.50	\$60,000.00	\$46,675.00	\$250,000.00
Totals	Graph	12	\$93,889.58	\$55,000.00	\$45,000.00	\$250,000.00

Latitude: 40.722719 Longitude: -73.804714

Employer Name/Worksite Address	Graph	Count	Mean Wage	Median Wage	Lowest Wage	Highest Wage
GRANDISON MANAGEMENT, INC., 78-10 164 STREET, FLUSHING, NY (https://www.google.com/maps/place/78-10%20164%20STREET,FLUSHING,NY)	Graph	10	\$65,748.80	\$65,748.80	\$65,748.80	\$65,748.80
Totals	Graph	10	\$65,748.80	\$65,748.80	\$65,748.80	\$65,748.80

Latitude: 40.72274 Longitude: -74.001631

Employer Name/Employer Address	Graph	Count	Mean Wage	Median Wage	Lowest Wage	Highest Wage
BAROQUE USA LIMITED, 474 BROOME STREET, NEW YORK, NY (https://www.google.com/maps/place/474%20BROOME%20STREET,NEW%20YORK,NY)	Graph	1	\$39,332.80	\$39,332.80	\$39,332.80	\$39,332.80
Totals	Graph	1	\$39,332.80	\$39,332.80	\$39,332.80	\$39,332.80

Employer Name/Worksite Address	Graph	Count	Mean Wage	Median Wage	Lowest Wage	Highest Wage
BAROQUE USA LIMITED, 474 BROOME STREET, NEW YORK, NY (https://www.google.com/maps/place/474%20BROOME%20STREET,NEW%20YORK,NY)	Graph	1	\$39,332.80	\$39,332.80	\$39,332.80	\$39,332.80
Totals	Graph	1	\$39,332.80	\$39,332.80	\$39,332.80	\$39,332.80

Latitude: 40.722772 Longitude: -74.003351

Employer Name/Worksite Address	Graph	Count	Mean Wage	Median Wage	Lowest Wage	Highest Wage
--------------------------------	-------	-------	-----------	-------------	-------------	--------------

Employer Name/Worksite Address	Graph	Count	Mean Wage	Median Wage	Lowest Wage	Highest Wage
WGACA LL, 351 WEST BROADWAY, NEW YORK, NY (https://www.google.com/maps/place/351%20WEST%20BROADWAY,NEW%20YORK,NY)	Graph	1	\$75,000.00	\$75,000.00	\$75,000.00	\$75,000.00
Totals	Graph	1	\$75,000.00	\$75,000.00	\$75,000.00	\$75,000.00

Latitude: 40.72278 Longitude: -73.936676

Employer Name/Worksite Address	Graph	Count	Mean Wage	Median Wage	Lowest Wage	Highest Wage
TIME MARBLE AND GRANITE INC, 105 LOMBARDY STREET, BROOKLYN, NY (https://www.google.com/maps/place/105%20LOMBARDY%20STREET,BROOKLYN,NY)	Graph	1	\$60,000.00	\$60,000.00	\$60,000.00	\$60,000.00
Totals	Graph	1	\$60,000.00	\$60,000.00	\$60,000.00	\$60,000.00

Employer Name/Worksite Address	Graph	Count	Mean Wage	Median Wage	Lowest Wage	Highest Wage
TIME MARBLE AND GRANITE INC, 105 LOMBARDY STREET, BROOKLYN, NY (https://www.google.com/maps/place/105%20LOMBARDY%20STREET,BROOKLYN,NY)	Graph	1	\$60,000.00	\$60,000.00	\$60,000.00	\$60,000.00
Totals	Graph	1	\$60,000.00	\$60,000.00	\$60,000.00	\$60,000.00

Latitude: 40.722794 Longitude: -73.998918

Employer Name/Worksite Address	Graph	Count	Mean Wage	Median Wage	Lowest Wage	Highest Wage
BOUNDLESS REALITY INC., 524 BROADWAY SUITE 7104, NEW YORK, NY (https://www.google.com/maps/place/524%20BROADWAY%20SUITE%207104,NEW%20YORK,NY)	Graph	1	\$115,000.00	\$115,000.00	\$115,000.00	\$115,000.00
INFOTRACK USA LLC, 524 BROADWAY, NEW YORK, NY (https://www.google.com/maps/place/524%20BROADWAY,NEW%20YORK,NY)	Graph	1	\$105,000.00	\$105,000.00	\$105,000.00	\$105,000.00
INVNT LLC, 524 BROADWAY, NEW YORK, NY (https://www.google.com/maps/place/524%20BROADWAY,NEW%20YORK,NY)	Graph	1	\$130,000.00	\$130,000.00	\$130,000.00	\$130,000.00
INVNT, LLC, 524 BROADWAY, NEW YORK, NY (https://www.google.com/maps/place/524%20BROADWAY,NEW%20YORK,NY)	Graph	1	\$56,000.00	\$56,000.00	\$56,000.00	\$56,000.00
MARCO POLO LEARNING, INC., 524 BROADWAY, NEW YORK, NY (https://www.google.com/maps/place/524%20BROADWAY,NEW%20YORK,NY)	Graph	1	\$40,000.00	\$40,000.00	\$40,000.00	\$40,000.00
ROMANOFF CONSULTING, LLC, 524 BROADWAY, NEW YORK, NY (https://www.google.com/maps/place/524%20BROADWAY,NEW%20YORK,NY)	Graph	1	\$48,000.00	\$48,000.00	\$48,000.00	\$48,000.00
RUBICONMD, INC., 524 BROADWAY, NEW YORK, NY (https://www.google.com/maps/place/524%20BROADWAY,NEW%20YORK,NY)	Graph	1	\$85,000.00	\$85,000.00	\$85,000.00	\$85,000.00
SET MANAGEMENT LLC, 524 W BROADWAY, NEW YORK, NY (https://www.google.com/maps/place/524%20W%20BROADWAY,NEW%20YORK,NY)	Graph	1	\$105,000.00	\$105,000.00	\$105,000.00	\$105,000.00
SET MANAGEMENT, LLC, 524 BROADWAY, NEW YORK, NY (https://www.google.com/maps/place/524%20BROADWAY,NEW%20YORK,NY)	Graph	1	\$235,000.00	\$235,000.00	\$235,000.00	\$235,000.00
ZOOM.IN USA, INC., 524 BROADWAY, NEW YORK, NY (https://www.google.com/maps/place/524%20BROADWAY,NEW%20YORK,NY)	Graph	1	\$298,792.00	\$298,792.00	\$298,792.00	\$298,792.00
COMMONBOND, INC., 524 BROADWAY, NEW YORK, NY (https://www.google.com/maps/place/524%20BROADWAY,NEW%20YORK,NY)	Graph	2	\$112,500.00	\$105,000.00	\$105,000.00	\$120,000.00
SET MANAGEMENT LLC, 524 BROADWAY, NEW YORK, NY (https://www.google.com/maps/place/524%20BROADWAY,NEW%20YORK,NY)	Graph	4	\$151,250.00	\$95,000.00	\$80,000.00	\$220,000.00
Totals	Graph	16	\$127,987.00	\$105,000.00	\$40,000.00	\$298,792.00

Employer Name/Worksite Address	Graph	Count	Mean Wage	Median Wage	Lowest Wage	Highest Wage
BOUNDLESS REALITY INC., 524 BROADWAY, SUITE 7104, NEW YORK, NY (https://www.google.com/maps/place/524%20BROADWAY,%20SUITE%207104,NEW%20YORK,NY)	Graph	1	\$115,000.00	\$115,000.00	\$115,000.00	\$115,000.00
SET MANAGEMENT LLC, 524 W BROADWAY, NEW YORK, NY (https://www.google.com/maps/place/524%20W%20BROADWAY,NEW%20YORK,NY)	Graph	1	\$105,000.00	\$105,000.00	\$105,000.00	\$105,000.00

Employer Name/Worksite Address	Graph	Count	Mean Wage	Median Wage	Lowest Wage	Highest Wage
ZOOMRX INC., 524 BROADWAY, NEW YORK, NY (https://www.google.com/maps/place/524%20BROADWAY,NEW%20YORK,NY)	Graph	15	\$130,986.13	\$105,000.00	\$40,000.00	\$298,792.00
Totals	Graph	17	\$128,517.18	\$105,000.00	\$40,000.00	\$298,792.00

Latitude: 40.722911 Longitude: -73.955627

Employer Name/Worksite Address	Graph	Count	Mean Wage	Median Wage	Lowest Wage	Highest Wage
BMKD LLC, 190 NORTH 14TH STREET, BROOKLYN, NY (https://www.google.com/maps/place/190%20NORTH%2014TH%20STREET,BROOKLYN,NY)	Graph	1	\$62,400.00	\$62,400.00	\$62,400.00	\$62,400.00
Totals	Graph	1	\$62,400.00	\$62,400.00	\$62,400.00	\$62,400.00

Employer Name/Worksite Address	Graph	Count	Mean Wage	Median Wage	Lowest Wage	Highest Wage
BMKD LLC, 190 NORTH 14TH STREET, BROOKLYN, NY (https://www.google.com/maps/place/190%20NORTH%2014TH%20STREET,BROOKLYN,NY)	Graph	1	\$62,400.00	\$62,400.00	\$62,400.00	\$62,400.00
Totals	Graph	1	\$62,400.00	\$62,400.00	\$62,400.00	\$62,400.00

Latitude: 40.722929 Longitude: -73.728882

Employer Name/Worksite Address	Graph	Count	Mean Wage	Median Wage	Lowest Wage	Highest Wage
AVALANCHE CARE INC, 212 JAMAICA AVE, QUEENS VILLAGE, NY (https://www.google.com/maps/place/212%20JAMAICA%20AVE,QUEENS%20VILLAGE,NY)	Graph	1	\$65,000.00	\$65,000.00	\$65,000.00	\$65,000.00
Totals	Graph	1	\$65,000.00	\$65,000.00	\$65,000.00	\$65,000.00

Latitude: 40.722938 Longitude: -73.998453

Employer Name/Worksite Address	Graph	Count	Mean Wage	Median Wage	Lowest Wage	Highest Wage
TENACIA USA LLC, 85 SPRING STREET, NEW YORK, NY (https://www.google.com/maps/place/85%20SPRING%20STREET,NEW%20YORK,NY)	Graph	1	\$62,000.00	\$62,000.00	\$62,000.00	\$62,000.00
JONES KNOWLES RITCHIE INC., 85 SPRING STREET, NEW YORK, NY (https://www.google.com/maps/place/85%20SPRING%20STREET,NEW%20YORK,NY)	Graph	2	\$148,337.50	\$46,675.00	\$46,675.00	\$250,000.00
Totals	Graph	3	\$119,558.33	\$62,000.00	\$46,675.00	\$250,000.00

Employer Name/Worksite Address	Graph	Count	Mean Wage	Median Wage	Lowest Wage	Highest Wage
JONES KNOWLES RITCHIE INC., 85 SPRING STREET, NEW YORK, NY (https://www.google.com/maps/place/85%20SPRING%20STREET,NEW%20YORK,NY)	Graph	3	\$119,558.33	\$62,000.00	\$46,675.00	\$250,000.00
Totals	Graph	3	\$119,558.33	\$62,000.00	\$46,675.00	\$250,000.00

Latitude: 40.722946 Longitude: -74.01037

Employer Name/Worksite Address	Graph	Count	Mean Wage	Median Wage	Lowest Wage	Highest Wage
OMI PRODUCTIONS INC, 427 WASHINGTON ST, NEW YORK, NY (https://www.google.com/maps/place/427%20WASHINGTON%20ST,NEW%20YORK,NY)	Graph	1	\$66,317.00	\$66,317.00	\$66,317.00	\$66,317.00
Totals	Graph	1	\$66,317.00	\$66,317.00	\$66,317.00	\$66,317.00

Latitude: 40.723001 Longitude: -73.992952

Employer Name/Employer Address	Graph	Count	Mean Wage	Median Wage	Lowest Wage	Highest Wage
SPERONE WESTWATER GALLERY, LLC, 257 BOWERY, NEW YORK, NY (https://www.google.com/maps/place/257%20BOWERY,NEW%20YORK,NY)	Graph	1	\$50,000.00	\$50,000.00	\$50,000.00	\$50,000.00
Totals	Graph	1	\$50,000.00	\$50,000.00	\$50,000.00	\$50,000.00

Employer Name/Worksite Address	Graph	Count	Mean Wage	Median Wage	Lowest Wage	Highest Wage
SPERONE WESTWATER GALLERY, LLC, 257 BOWERY, NEW YORK, NY (https://www.google.com/maps/place/257%20BOWERY,NEW%20YORK,NY)	Graph	1	\$50,000.00	\$50,000.00	\$50,000.00	\$50,000.00
Totals	Graph	1	\$50,000.00	\$50,000.00	\$50,000.00	\$50,000.00

Latitude: 40.723013 Longitude: -73.982797

Employer Name/Employer Address	Graph	Count	Mean Wage	Median Wage	Lowest Wage	Highest Wage
RYDER MARKETING, LLC, 46 AVENUE B, NEW YORK, NY (https://www.google.com/maps/place/46%20AVENUE%20B,NEW%20YORK,NY)	Graph	1	\$63,336.00	\$63,336.00	\$63,336.00	\$63,336.00
Totals	Graph	1	\$63,336.00	\$63,336.00	\$63,336.00	\$63,336.00

Employer Name/Worksite Address	Graph	Count	Mean Wage	Median Wage	Lowest Wage	Highest Wage
RYDER MARKETING, LLC, 46 AVENUE B, NEW YORK, NY (https://www.google.com/maps/place/46%20AVENUE%20B,NEW%20YORK,NY)	Graph	1	\$63,336.00	\$63,336.00	\$63,336.00	\$63,336.00
Totals	Graph	1	\$63,336.00	\$63,336.00	\$63,336.00	\$63,336.00

Latitude: 40.723032 Longitude: -73.728566

Employer Name/Worksite Address	Graph	Count	Mean Wage	Median Wage	Lowest Wage	Highest Wage
FRANK'S MULTI SERVICE CORP, 237-33 JAMAICA AVE, BELLEROSE, NY (https://www.google.com/maps/place/237-33%20JAMAICA%20AVE,BELLEROSE,NY)	Graph	1	\$42,348.80	\$42,348.80	\$42,348.80	\$42,348.80
Totals	Graph	1	\$42,348.80	\$42,348.80	\$42,348.80	\$42,348.80

Latitude: 40.723034 Longitude: -73.99308

Employer Name/Employer Address	Graph	Count	Mean Wage	Median Wage	Lowest Wage	Highest Wage
CHURCHILL CREDIT HOLDINGS LLC, 250 BOWERY, NEW YORK, NY (https://www.google.com/maps/place/250%20BOWERY,NEW%20YORK,NY)	Graph	1	\$70,000.00	\$70,000.00	\$70,000.00	\$70,000.00
Totals	Graph	1	\$70,000.00	\$70,000.00	\$70,000.00	\$70,000.00

Employer Name/Worksite Address	Graph	Count	Mean Wage	Median Wage	Lowest Wage	Highest Wage
CHURCHILL CREDIT HOLDINGS LLC, 250 BOWERY, NEW YORK, NY (https://www.google.com/maps/place/250%20BOWERY,NEW%20YORK,NY)	Graph	1	\$70,000.00	\$70,000.00	\$70,000.00	\$70,000.00
Totals	Graph	1	\$70,000.00	\$70,000.00	\$70,000.00	\$70,000.00

Latitude: 40.723044 Longitude: -73.904152

Employer Name/Employer Address	Graph	Count	Mean Wage	Median Wage	Lowest Wage	Highest Wage
BALLY PRODUCE CORP., 4900 MASPETH AVENUE, MASPETH, NY (https://www.google.com/maps/place/4900%20MASPETH%20AVENUE,MASPETH,NY)	Graph	2	\$51,334.40	\$49,920.00	\$49,920.00	\$52,748.80

Employer Name/Employer Address	Graph	Count	Mean Wage	Median Wage	Lowest Wage	Highest Wage
Totals	Graph	2	\$51,334.40	\$49,920.00	\$49,920.00	\$52,748.80

Employer Name/Worksite Address	Graph	Count	Mean Wage	Median Wage	Lowest Wage	Highest Wage
BALLY PRODUCE CORP., 4900 MASPETH AVENUE, MASPETH, NY (https://www.google.com/maps/place/4900%20MASPETH%20AVENUE,MASPETH,NY)	Graph	2	\$51,334.40	\$49,920.00	\$49,920.00	\$52,748.80
Totals	Graph	2	\$51,334.40	\$49,920.00	\$49,920.00	\$52,748.80

Latitude: 40.723049 Longitude: -74.004957

Employer Name/Employer Address	Graph	Count	Mean Wage	Median Wage	Lowest Wage	Highest Wage
TWO SIGMA INVESTMENTS, LP, 100 AVENUE OF THE AMERICAS, NEW YORK, NY (https://www.google.com/maps/place/100%20AVENUE%20OF%20THE%20AMERICAS,NEW%20YORK,NY)	Graph	68	\$158,382.35	\$156,000.00	\$75,000.00	\$255,000.00
Totals	Graph	68	\$158,382.35	\$156,000.00	\$75,000.00	\$255,000.00

Employer Name/Worksite Address	Graph	Count	Mean Wage	Median Wage	Lowest Wage	Highest Wage
TWO SIGMA INVESTMENTS, LP, 100 AVENUE OF THE AMERICAS, NEW YORK, NY (https://www.google.com/maps/place/100%20AVENUE%20OF%20THE%20AMERICAS,NEW%20YORK,NY)	Graph	68	\$158,382.35	\$156,000.00	\$75,000.00	\$255,000.00
Totals	Graph	68	\$158,382.35	\$156,000.00	\$75,000.00	\$255,000.00

Latitude: 40.723068 Longitude: -73.982196

Employer Name/Employer Address	Graph	Count	Mean Wage	Median Wage	Lowest Wage	Highest Wage
RODERICK LUCENTE D.M.D. P.C., 254 EAST 4TH STREET, NEW YORK, NY (https://www.google.com/maps/place/254%20EAST%204TH%20STREET,NEW%20YORK,NY)	Graph	1	\$46,675.20	\$46,675.20	\$46,675.20	\$46,675.20
Totals	Graph	1	\$46,675.20	\$46,675.20	\$46,675.20	\$46,675.20

Employer Name/Worksite Address	Graph	Count	Mean Wage	Median Wage	Lowest Wage	Highest Wage
RODERICK LUCENTE D.M.D. P.C., 254 EAST 4TH STREET, NEW YORK, NY (https://www.google.com/maps/place/254%20EAST%204TH%20STREET,NEW%20YORK,NY)	Graph	1	\$46,675.20	\$46,675.20	\$46,675.20	\$46,675.20
Totals	Graph	1	\$46,675.20	\$46,675.20	\$46,675.20	\$46,675.20

Latitude: 40.723084 Longitude: -73.996884

Employer Name/Employer Address	Graph	Count	Mean Wage	Median Wage	Lowest Wage	Highest Wage
CY&N BY PI&C LLC, 250 LAFAYETTE STREET, 2ND FLOOR, NEW YORK, NY (https://www.google.com/maps/place/250%20LAFAYETTE%20STREET,%202ND%20FLOOR,NEW%20YORK,NY)	Graph	1	\$65,000.00	\$65,000.00	\$65,000.00	\$65,000.00
PEOPLE IDEAS & CULTURE LLC, 250 LAFAYETTE STREET, 2ND FLOOR, NEW YORK, NY (https://www.google.com/maps/place/250%20LAFAYETTE%20STREET,%202ND%20FLOOR,NEW%20YORK,NY)	Graph	1	\$65,000.00	\$65,000.00	\$65,000.00	\$65,000.00
PEOPLE IDEAS & CULTURE LLC, 250 LAFAYETTE STREET, NEW YORK, NY (https://www.google.com/maps/place/250%20LAFAYETTE%20STREET,NEW%20YORK,NY)	Graph	2	\$48,800.00	\$47,600.00	\$47,600.00	\$50,000.00
Totals	Graph	4	\$56,900.00	\$50,000.00	\$47,600.00	\$65,000.00

Employer Name/Worksite Address	Graph	Count	Mean Wage	Median Wage	Lowest Wage	Highest Wage
PEOPLE IDEAS & CULTURE LLC, 250 LAFAYETTE STREET, 2ND FLOOR, NEW YORK, NY (https://www.google.com/maps/place/250%20LAFAYETTE%20STREET,%202ND%20FLOOR,NEW%20YORK,NY)	Graph	2	\$65,000.00	\$65,000.00	\$65,000.00	\$65,000.00

Employer Name/Worksite Address	Graph	Count	Mean Wage	Median Wage	Lowest Wage	Highest Wage
PEOPLE IDEAS & CULTURE LLC, 250 LAFAYETTE STREET, NEW YORK, NY (https://www.google.com/maps/place/250%20LAFAYETTE%20STREET,NEW%20YORK,NY)	Graph	2	\$48,800.00	\$47,600.00	\$47,600.00	\$50,000.00
Totals	Graph	4	\$56,900.00	\$50,000.00	\$47,600.00	\$65,000.00

Latitude: 40.723101 Longitude: -74.005079

Employer Name/Employer Address	Graph	Count	Mean Wage	Median Wage	Lowest Wage	Highest Wage
BLUE STATE DIGITAL INC., 101 AVENUE OF THE AMERICAS, 12TH FLOOR, NEW YORK, NY (https://www.google.com/maps/place/101%20AVENUE%20OF%20THE%20AMERICAS,%2012TH%20FLOOR,NEW%20YORK,NY)	Graph	1	\$90,000.00	\$90,000.00	\$90,000.00	\$90,000.00
GRAYLING COMMUNICATIONS INC., 101 AVENUE OF THE AMERICAS, NEW YORK, NY (https://www.google.com/maps/place/101%20AVENUE%20OF%20THE%20AMERICAS,NEW%20YORK,NY)	Graph	1	\$40,000.00	\$40,000.00	\$40,000.00	\$40,000.00
NEW YORK GENOME CENTER, INC., 101 AVENUE OF THE AMERICAS, NEW YORK, NY (https://www.google.com/maps/place/101%20AVENUE%20OF%20THE%20AMERICAS,NEW%20YORK,NY)	Graph	2	\$119,858.48	\$64,716.96	\$64,716.96	\$64,716.96
DIGITAL OCEAN, INC., 101 AVENUE OF THE AMERICAS, NEW YORK, NY (https://www.google.com/maps/place/101%20AVENUE%20OF%20THE%20AMERICAS,NEW%20YORK,NY)	Graph	4	\$132,694.00	\$136,906.00	\$136,906.00	\$136,906.00
DIGITAL OCEAN, LLC, 101 AVENUE OF THE AMERICAS, NEW YORK, NY (https://www.google.com/maps/place/101%20AVENUE%20OF%20THE%20AMERICAS,NEW%20YORK,NY)	Graph	6	\$123,462.67	\$115,000.00	\$115,000.00	\$115,000.00
NEW YORK GENOME CENTER, INC., 101 AVE OF THE AMERICAS, NEW YORK, NY (https://www.google.com/maps/place/101%20AVE%20OF%20THE%20AMERICAS,NEW%20YORK,NY)	Graph	6	\$85,100.00	\$71,550.00	\$71,550.00	\$71,550.00
Totals	Graph	20	\$107,593.45	\$95,000.00	\$95,000.00	\$95,000.00

Employer Name/Worksite Address	Graph	Count	Mean Wage	Median Wage	Lowest Wage	Highest Wage
BLUE STATE DIGITAL INC., 101 AVENUE OF THE AMERICAS, 12TH FLOOR, NEW YORK, NY (https://www.google.com/maps/place/101%20AVENUE%20OF%20THE%20AMERICAS,%2012TH%20FLOOR,NEW%20YORK,NY)	Graph	1	\$90,000.00	\$90,000.00	\$90,000.00	\$90,000.00
NEW YORK GENOME CENTER, INC., 101 AVE OF THE AMERICAS, 7TH FLOOR, NEW YORK, NY (https://www.google.com/maps/place/101%20AVE%20OF%20THE%20AMERICAS,%207TH%20FLOOR,NEW%20YORK,NY)	Graph	1	\$71,550.00	\$71,550.00	\$71,550.00	\$71,550.00
NEW YORK GENOME CENTER, INC., 101 AVE OF THE AMERICAS, NEW YORK, NY (https://www.google.com/maps/place/101%20AVE%20OF%20THE%20AMERICAS,NEW%20YORK,NY)	Graph	5	\$87,810.00	\$82,500.00	\$82,500.00	\$82,500.00
DIGITAL OCEAN, INC., 101 AVENUE OF THE AMERICAS, NEW YORK, NY (https://www.google.com/maps/place/101%20AVENUE%20OF%20THE%20AMERICAS,NEW%20YORK,NY)	Graph	18	\$115,344.72	\$115,000.00	\$115,000.00	\$115,000.00
Totals	Graph	25	\$107,072.20	\$108,077.00	\$108,077.00	\$108,077.00

Latitude: 40.723102 Longitude: -73.952157

Employer Name/Employer Address	Graph	Count	Mean Wage	Median Wage	Lowest Wage	Highest Wage
18 BEDFORD LLC, 18 BEDFORD AVE, BROOKLYN, NY (https://www.google.com/maps/place/18%20BEDFORD%20AVE,BROOKLYN,NY)	Graph	1	\$52,000.00	\$52,000.00	\$52,000.00	\$52,000.00
Totals	Graph	1	\$52,000.00	\$52,000.00	\$52,000.00	\$52,000.00

Employer Name/Worksite Address	Graph	Count	Mean Wage	Median Wage	Lowest Wage	Highest Wage
18 BEDFORD LLC, 18 BEDFORD AVE, BROOKLYN, NY (https://www.google.com/maps/place/18%20BEDFORD%20AVE,BROOKLYN,NY)	Graph	1	\$52,000.00	\$52,000.00	\$52,000.00	\$52,000.00
Totals	Graph	1	\$52,000.00	\$52,000.00	\$52,000.00	\$52,000.00

Latitude: 40.723122 Longitude: -74.001923

Employer Name/Employer Address	Graph	Count	Mean Wage	Median Wage	Lowest Wage	Highest Wage
TODAY TIX, INC., 64 WOOSTER STREET, NEW YORK, NY (https://www.google.com/maps/place/64%20WOOSTER%20STREET,NEW%20YORK,NY)	Graph	2	\$92,000.00	\$92,000.00	\$92,000.00	\$92,000.00

Employer Name/Employer Address	Graph	Count	Mean Wage	Median Wage	Lowest Wage	Highest Wage
Totals	Graph	2	\$92,000.00	\$92,000.00	\$92,000.00	\$92,000.00

Employer Name/Worksite Address	Graph	Count	Mean Wage	Median Wage	Lowest Wage	Highest Wage
KEYSTONE STRATEGY, LLC, 64 WOOSTER STREET, 3RD FLOOR, NEW YORK, NY (https://www.google.com/maps/place/64%20WOOSTER%20STREET,%203RD%20FLOOR,NEW%20YORK,NY)	Graph	1	\$85,155.00	\$85,155.00	\$85,155.00	\$85,155.00
KEYSTONE STRATEGY LLC, 64 WOOSTER STREET, NEW YORK, NY (https://www.google.com/maps/place/64%20WOOSTER%20STREET,NEW%20YORK,NY)	Graph	4	\$117,428.75	\$92,000.00	\$92,000.00	\$166,667.00
Totals	Graph	5	\$110,974.00	\$92,000.00	\$85,155.00	\$166,667.00

Latitude: 40.72316 Longitude: -73.998608

Employer Name/Employer Address	Graph	Count	Mean Wage	Median Wage	Lowest Wage	Highest Wage
7THFL LLC, 532 BROADWAY, NEW YORK, NY (https://www.google.com/maps/place/532%20BROADWAY,NEW%20YORK,NY)	Graph	1	\$95,000.00	\$95,000.00	\$95,000.00	\$95,000.00
ACE CONTENT LLC, 530 BROADWAY, 7TH FLOOR, NEW YORK, NY (https://www.google.com/maps/place/530%20BROADWAY,%207TH%20FLOOR,NEW%20YORK,NY)	Graph	1	\$80,000.00	\$80,000.00	\$80,000.00	\$80,000.00
Totals	Graph	2	\$87,500.00	\$80,000.00	\$80,000.00	\$95,000.00

Employer Name/Worksite Address	Graph	Count	Mean Wage	Median Wage	Lowest Wage	Highest Wage
7THFL LLC, 532 BROADWAY, NEW YORK, NY (https://www.google.com/maps/place/532%20BROADWAY,NEW%20YORK,NY)	Graph	1	\$95,000.00	\$95,000.00	\$95,000.00	\$95,000.00
ACE CONTENT LLC, 530 BROADWAY, 7TH FLOOR, NEW YORK, NY (https://www.google.com/maps/place/530%20BROADWAY,%207TH%20FLOOR,NEW%20YORK,NY)	Graph	1	\$80,000.00	\$80,000.00	\$80,000.00	\$80,000.00
Totals	Graph	2	\$87,500.00	\$80,000.00	\$80,000.00	\$95,000.00

Latitude: 40.723174 Longitude: -74.0008

Employer Name/Employer Address	Graph	Count	Mean Wage	Median Wage	Lowest Wage	Highest Wage
ELEMENT INC., 72 GREENE STREET, NEW YORK, NY (https://www.google.com/maps/place/72%20GREENE%20STREET,NEW%20YORK,NY)	Graph	2	\$165,000.00	\$150,000.00	\$150,000.00	\$180,000.00
Totals	Graph	2	\$165,000.00	\$150,000.00	\$150,000.00	\$180,000.00

Employer Name/Worksite Address	Graph	Count	Mean Wage	Median Wage	Lowest Wage	Highest Wage
ELEMENT INC., 72 GREENE STREET, NEW YORK, NY (https://www.google.com/maps/place/72%20GREENE%20STREET,NEW%20YORK,NY)	Graph	2	\$165,000.00	\$150,000.00	\$150,000.00	\$180,000.00
Totals	Graph	2	\$165,000.00	\$150,000.00	\$150,000.00	\$180,000.00

Latitude: 40.723181 Longitude: -73.99859

Employer Name/Employer Address	Graph	Count	Mean Wage	Median Wage	Lowest Wage	Highest Wage
DAGGERWING GROUP INC., 536 BROADWAY, NEW YORK, NY (https://www.google.com/maps/place/536%20BROADWAY,NEW%20YORK,NY)	Graph	3	\$172,002.67	\$184,000.00	\$148,008.00	\$184,000.00
AVALANCHE STUDIOS NEW YORK, INC., 536 BROADWAY, 8TH FLOOR, NEW YORK, NY (https://www.google.com/maps/place/536%20BROADWAY,%208TH%20FLOOR,NEW%20YORK,NY)	Graph	5	\$55,511.00	\$55,910.00	\$53,165.00	\$59,405.00
ANOMALY PARTNERS LLC, 536 BROADWAY, 11TH FLOOR, NEW YORK, NY (https://www.google.com/maps/place/536%20BROADWAY,%2011TH%20FLOOR,NEW%20YORK,NY)	Graph	13	\$115,848.57	\$105,100.00	\$48,000.00	\$200,000.00
Totals	Graph	21	\$109,504.49	\$105,000.00	\$48,000.00	\$200,000.00

Employer Name/Worksite Address	Graph	Count	Mean Wage	Median Wage	Lowest Wage	Highest Wage
ANOMALY PARTNERS LLC, 536 BROADWAY 11TH FLOOR, NEW YORK, NY (https://www.google.com/maps/place/536%20BROADWAY,%2011TH%20FLOOR,NEW%20YORK,NY)	Graph	1	\$85,000.00	\$85,000.00	\$85,000.00	\$85,000.00
AVALANCHE STUDIOS NEW YORK, INC., 536 BROADWAY, 8TH FLOOR, NEW YORK, NY (https://www.google.com/maps/place/536%20BROADWAY,%208TH%20FLOOR,NEW%20YORK,NY)	Graph	5	\$55,511.00	\$55,910.00	\$53,165.00	\$59,405.00
ANOMALY PARTNERS LLC, 536 BROADWAY, 11TH FLOOR, NEW YORK, NY (https://www.google.com/maps/place/536%20BROADWAY,%2011TH%20FLOOR,NEW%20YORK,NY)	Graph	6	\$149,155.23	\$150,000.00	\$90,000.00	\$200,000.00
DAGGERWING GROUP INC., 536 BROADWAY, NEW YORK, NY (https://www.google.com/maps/place/536%20BROADWAY,NEW%20YORK,NY)	Graph	10	\$112,210.80	\$105,000.00	\$48,000.00	\$184,000.00
Totals	Graph	22	\$108,163.38	\$105,000.00	\$48,000.00	\$200,000.00

Latitude: 40.72323 Longitude: -73.999373

Employer Name/Employer Address	Graph	Count	Mean Wage	Median Wage	Lowest Wage	Highes Wage
THING DAEMON, INC., 96 SPRING STREET, 5TH FLOOR, NEW YORK, NY (https://www.google.com/maps/place/96%20SPRING%20STREET,%205TH%20FLOOR,NEW%20YORK,NY)	Graph	1	\$75,000.00	\$75,000.00	\$75,000.00	\$75,000.00
DIGITAL ASSET HOLDINGS, LLC, 96 SPRING STREET, NEW YORK, NY (https://www.google.com/maps/place/96%20SPRING%20STREET,NEW%20YORK,NY)	Graph	5	\$166,000.00	\$180,000.00	\$110,000.00	\$210,000.00
Totals	Graph	6	\$150,833.33	\$120,000.00	\$75,000.00	\$210,000.00

Employer Name/Worksite Address	Graph	Count	Mean Wage	Median Wage	Lowest Wage	Highes Wage
THING DAEMON, INC., 96 SPRING STREET, 5TH FLOOR, NEW YORK, NY (https://www.google.com/maps/place/96%20SPRING%20STREET,%205TH%20FLOOR,NEW%20YORK,NY)	Graph	1	\$75,000.00	\$75,000.00	\$75,000.00	\$75,000.00
DIGITAL ASSET HOLDINGS, LLC, 96 SPRING STREET, NEW YORK, NY (https://www.google.com/maps/place/96%20SPRING%20STREET,NEW%20YORK,NY)	Graph	5	\$166,000.00	\$180,000.00	\$110,000.00	\$210,000.00
Totals	Graph	6	\$150,833.33	\$120,000.00	\$75,000.00	\$210,000.00

Latitude: 40.723251 Longitude: -73.951438

Employer Name/Employer Address	Graph	Count	Mean Wage	Median Wage	Lowest Wage	Highest Wage
CORESTONE CONSTRUCTION & CONSULTING LLC, 888 LORIMER STREET, BROOKLYN, NY (https://www.google.com/maps/place/888%20LORIMER%20STREET,BROOKLYN,NY)	Graph	1	\$62,192.00	\$62,192.00	\$62,192.00	\$62,192.00
Totals	Graph	1	\$62,192.00	\$62,192.00	\$62,192.00	\$62,192.00

Employer Name/Worksite Address	Graph	Count	Mean Wage	Median Wage	Lowest Wage	Highest Wage
CORESTONE CONSTRUCTION & CONSULTING LLC, 888 LORIMER ST, BROOKLYN, NY (https://www.google.com/maps/place/888%20LORIMER%20ST,BROOKLYN,NY)	Graph	1	\$62,192.00	\$62,192.00	\$62,192.00	\$62,192.00
Totals	Graph	1	\$62,192.00	\$62,192.00	\$62,192.00	\$62,192.00

Latitude: 40.723269 Longitude: -73.997381

Employer Name/Employer Address	Graph	Count	Mean Wage	Median Wage	Lowest Wage	Highest Wage
MUD AUSTRALIA INCORPORATED, 91 CROSBY STREET, NEW YORK, NY (https://www.google.com/maps/place/91%20CROSBY%20STREET,NEW%20YORK,NY)	Graph	1	\$71,469.00	\$71,469.00	\$71,469.00	\$71,469.00
Totals	Graph	1	\$71,469.00	\$71,469.00	\$71,469.00	\$71,469.00

Employer Name/Worksite Address	Graph	Count	Mean Wage	Median Wage	Lowest Wage	Highest Wage
--------------------------------	-------	-------	-----------	-------------	-------------	--------------

Employer Name/Worksite Address	Graph	Count	Mean Wage	Median Wage	Lowest Wage	Highest Wage
MUD AUSTRALIA INCORPORATED, 91 CROSBY STREET, NEW YORK, NY (https://www.google.com/maps/place/91%20CROSBY%20STREET,NEW%20YORK,NY)	Graph	1	\$71,469.00	\$71,469.00	\$71,469.00	\$71,469.00
Totals	Graph	1	\$71,469.00	\$71,469.00	\$71,469.00	\$71,469.00

Latitude: 40.723272 Longitude: -73.908563

Employer Name/Worksite Address	Graph	Count	Mean Wage	Median Wage	Lowest Wage	Highest Wage
DAYLIGHT TECHNOLOGY USA INC., 5971 59TH STREET, MASPETH, NY (https://www.google.com/maps/place/5971%2059TH%20STREET,MA SPETH,NY)	Graph	1	\$56,000.00	\$56,000.00	\$56,000.00	\$56,000.00
Totals	Graph	1	\$56,000.00	\$56,000.00	\$56,000.00	\$56,000.00

Employer Name/Worksite Address	Graph	Count	Mean Wage	Median Wage	Lowest Wage	Highest Wage
DAYLIGHT TECHNOLOGY USA INC., 5971 59TH STREET, MASPETH, NY (https://www.google.com/maps/place/5971%2059TH%20STREET,MA SPETH,NY)	Graph	1	\$56,000.00	\$56,000.00	\$56,000.00	\$56,000.00
Totals	Graph	1	\$56,000.00	\$56,000.00	\$56,000.00	\$56,000.00

Latitude: 40.723284 Longitude: -74.00324

Employer Name/Worksite Address	Graph	Count	Mean Wage	Median Wage	Lowest Wage	Highest Wage
NEXT MANAGEMENT LLC, 15 WATTS STREET, NEW YORK, NY (https://www.google.com/maps/place/15%20WATTS%20STREET,NEW%20YORK,NY)	Graph	1	\$55,764.80	\$55,764.80	\$55,764.80	\$55,764.80
S. R. GAMBREL, INC, 15 WATTS ST., NEW YORK, NY (https://www.google.com/maps/place/15%20WATTS%20ST,NEW%20YORK,NY)	Graph	1	\$64,000.00	\$64,000.00	\$64,000.00	\$64,000.00
TWO TWELVE MANAGEMENT AND MARKETING, 15 WATTS ST, NEW YORK, NY (https://www.google.com/maps/place/15%20WATTS%20ST,NEW%20YORK,NY)	Graph	1	\$97,000.00	\$97,000.00	\$97,000.00	\$97,000.00
Totals	Graph	3	\$72,254.93	\$64,000.00	\$55,764.80	\$97,000.00

Employer Name/Worksite Address	Graph	Count	Mean Wage	Median Wage	Lowest Wage	Highest Wage
S. R. GAMBREL, INC, 15 WATTS ST., NEW YORK, NY (https://www.google.com/maps/place/15%20WATTS%20ST,NEW%20YORK,NY)	Graph	1	\$64,000.00	\$64,000.00	\$64,000.00	\$64,000.00
NEXT MANAGEMENT LLC, 15 WATTS STREET, NEW YORK, NY (https://www.google.com/maps/place/15%20WATTS%20STREET,NEW%20YORK,NY)	Graph	2	\$76,382.40	\$55,764.80	\$55,764.80	\$97,000.00
Totals	Graph	3	\$72,254.93	\$64,000.00	\$55,764.80	\$97,000.00

Latitude: 40.723316 Longitude: -73.998476

Employer Name/Worksite Address	Graph	Count	Mean Wage	Median Wage	Lowest Wage	Highest Wage
WARSHAW GROUP, INC., 540 BROADWAY, NEW YORK, NY (https://www.google.com/maps/place/540%20BROADWAY,NEW%20YORK,NY)	Graph	2	\$62,000.00	\$62,000.00	\$62,000.00	\$62,000.00
Totals	Graph	2	\$62,000.00	\$62,000.00	\$62,000.00	\$62,000.00

Employer Name/Worksite Address	Graph	Count	Mean Wage	Median Wage	Lowest Wage	Highest Wage
WARSHAW GROUP, INC., 540 BROADWAY, NEW YORK, NY (https://www.google.com/maps/place/540%20BROADWAY,NEW%20YORK,NY)	Graph	2	\$62,000.00	\$62,000.00	\$62,000.00	\$62,000.00
Totals	Graph	2	\$62,000.00	\$62,000.00	\$62,000.00	\$62,000.00

Latitude: 40.723359 Longitude: -74.006121

Employer Name/Worksite Address	Graph	Count	Mean Wage	Median Wage	Lowest Wage	Highest Wage
NEW YORK UNIVERSITY SCHOOL OF MEDICINE, 80 VARICK STREET, NEW YORK, NY (https://www.google.com/maps/place/80%20VARICK%20STREET,NEW%20YORK,NY)	Graph	1	\$42,910.00	\$42,910.00	\$42,910.00	\$42,910.00
Totals	Graph	1	\$42,910.00	\$42,910.00	\$42,910.00	\$42,910.00

Latitude: 40.723378 Longitude: -73.993958

Employer Name/Employer Address	Graph	Count	Mean Wage	Median Wage	Lowest Wage	Highest Wage
STABLES BRAND MANAGEMENT & DISTRIBUTION LLC, 251 ELIZABETH STREET, NEW YORK, NY (https://www.google.com/maps/place/251%20ELIZABETH%20STREET,NEW%20YORK,NY)	Graph	1	\$130,000.00	\$130,000.00	\$130,000.00	\$130,000.00
Totals	Graph	1	\$130,000.00	\$130,000.00	\$130,000.00	\$130,000.00

Employer Name/Worksite Address	Graph	Count	Mean Wage	Median Wage	Lowest Wage	Highest Wage
STABLES BRAND MANAGEMENT & DISTRIBUTION LLC, 251 ELIZABETH STREET, NEW YORK, NY (https://www.google.com/maps/place/251%20ELIZABETH%20STREET,NEW%20YORK,NY)	Graph	1	\$130,000.00	\$130,000.00	\$130,000.00	\$130,000.00
Totals	Graph	1	\$130,000.00	\$130,000.00	\$130,000.00	\$130,000.00

Latitude: 40.723416 Longitude: -73.997431

Employer Name/Worksite Address	Graph	Count	Mean Wage	Median Wage	Lowest Wage	Highest Wage
UNIQLO USA LLC, 88 CROSBY STREET, NEW YORK, NY (https://www.google.com/maps/place/88%20CROSBY%20STREET,NEW%20YORK,NY)	Graph	1	\$105,000.00	\$105,000.00	\$105,000.00	\$105,000.00
Totals	Graph	1	\$105,000.00	\$105,000.00	\$105,000.00	\$105,000.00

Latitude: 40.723433 Longitude: -73.996039

Employer Name/Employer Address	Graph	Count	Mean Wage	Median Wage	Lowest Wage	Highest Wage
MCNALLY ROBINSON BOOKSELLERS LLC, 52 PRINCE STREET, NEW YORK, NY (https://www.google.com/maps/place/52%20PRINCE%20STREET,NEW%20YORK,NY)	Graph	1	\$44,428.80	\$44,428.80	\$44,428.80	\$44,428.80
Totals	Graph	1	\$44,428.80	\$44,428.80	\$44,428.80	\$44,428.80

Employer Name/Worksite Address	Graph	Count	Mean Wage	Median Wage	Lowest Wage	Highest Wage
MCNALLY ROBINSON BOOKSELLERS LLC, 52 PRINCE STREET, NEW YORK, NY (https://www.google.com/maps/place/52%20PRINCE%20STREET,NEW%20YORK,NY)	Graph	1	\$44,428.80	\$44,428.80	\$44,428.80	\$44,428.80
Totals	Graph	1	\$44,428.80	\$44,428.80	\$44,428.80	\$44,428.80

Latitude: 40.723435 Longitude: -74.008883

Employer Name/Employer Address	Graph	Count	Mean Wage	Median Wage	Lowest Wage	Highest Wage
GREG S PASS, 16 DESBROSSES STREET, NEW YORK, NY (https://www.google.com/maps/place/16%20DESBROSSES%20STREET,NEW%20YORK,NY)	Graph	2	\$98,800.00	\$98,800.00	\$98,800.00	\$98,800.00
Totals	Graph	2	\$98,800.00	\$98,800.00	\$98,800.00	\$98,800.00

Employer Name/Worksite Address	Graph	Count	Mean Wage	Median Wage	Lowest Wage	Highest Wage
GREG S PASS, 16 DESBROSSES STREET, NEW YORK, NY (https://www.google.com/maps/place/16%20DESBROSSES%20STREET,NEW%20YORK,NY)	Graph	2	\$98,800.00	\$98,800.00	\$98,800.00	\$98,800.00

Employer Name/Worksite Address	Graph	Count	Mean Wage	Median Wage	Lowest Wage	Highest Wage
Totals	Graph	2	\$98,800.00	\$98,800.00	\$98,800.00	\$98,800.00

Latitude: 40.723473 Longitude: -74.002757

Employer Name/Worksite Address	Graph	Count	Mean Wage	Median Wage	Lowest Wage	Highest Wage
BLINK HEALTH GROUP LLC., 375 W BROADWAY, NEW YORK, NY (https://www.google.com/maps/place/375%20W%20BROADWAY,NEW%20YORK,NY)	Graph	1	\$160,000.00	\$160,000.00	\$160,000.00	\$160,000.00
Totals	Graph	1	\$160,000.00	\$160,000.00	\$160,000.00	\$160,000.00

Employer Name/Worksite Address	Graph	Count	Mean Wage	Median Wage	Lowest Wage	Highest Wage
SQUARE, INC., 375 W. BROADWAY, NEW YORK, NY (https://www.google.com/maps/place/375%20W.%20BROADWAY,NEW%20YORK,NY)	Graph	2	\$126,935.00	\$93,870.00	\$93,870.00	\$160,000.00
Totals	Graph	2	\$126,935.00	\$93,870.00	\$93,870.00	\$160,000.00

Latitude: 40.723476 Longitude: -74.001625

Employer Name/Worksite Address	Graph	Count	Mean Wage	Median Wage	Lowest Wage	Highest Wage
THE COLONY NYC, INC., 76 WOOSTER STREET, NEW YORK, NY (https://www.google.com/maps/place/76%20WOOSTER%20STREET,NEW%20YORK,NY)	Graph	1	\$195,000.00	\$195,000.00	\$195,000.00	\$195,000.00
Totals	Graph	1	\$195,000.00	\$195,000.00	\$195,000.00	\$195,000.00

Employer Name/Worksite Address	Graph	Count	Mean Wage	Median Wage	Lowest Wage	Highest Wage
THE COLONY NYC, INC., 76 WOOSTER STREET, NEW YORK, NY (https://www.google.com/maps/place/76%20WOOSTER%20STREET,NEW%20YORK,NY)	Graph	1	\$195,000.00	\$195,000.00	\$195,000.00	\$195,000.00
Totals	Graph	1	\$195,000.00	\$195,000.00	\$195,000.00	\$195,000.00

Latitude: 40.723481 Longitude: -74.001793

Employer Name/Worksite Address	Graph	Count	Mean Wage	Median Wage	Lowest Wage	Highest Wage
SIMONE ROCHA RETAIL LTD., 71 WOOSTER STREET, NEW YORK, NY (https://www.google.com/maps/place/71%20WOOSTER%20STREET,NEW%20YORK,NY)	Graph	1	\$60,000.00	\$60,000.00	\$60,000.00	\$60,000.00
Totals	Graph	1	\$60,000.00	\$60,000.00	\$60,000.00	\$60,000.00

Employer Name/Worksite Address	Graph	Count	Mean Wage	Median Wage	Lowest Wage	Highest Wage
SIMONE ROCHA RETAIL LTD., 71 WOOSTER STREET, NEW YORK, NY (https://www.google.com/maps/place/71%20WOOSTER%20STREET,NEW%20YORK,NY)	Graph	1	\$60,000.00	\$60,000.00	\$60,000.00	\$60,000.00
Totals	Graph	1	\$60,000.00	\$60,000.00	\$60,000.00	\$60,000.00

Latitude: 40.72349 Longitude: -74.006231

Employer Name/Worksite Address	Graph	Count	Mean Wage	Median Wage	Lowest Wage	Highest Wage
ADAM & EVE INC., 75 VARICK STREET, NEW YORK, NY (https://www.google.com/maps/place/75%20VARICK%20STREET,NEW%20YORK,NY)	Graph	1	\$81,500.00	\$81,500.00	\$81,500.00	\$81,500.00
GETTY IMAGES (US), INC., 75 VARICK ST, NEW YORK, NY (https://www.google.com/maps/place/75%20VARICK%20ST,NEW%20YORK,NY)	Graph	1	\$130,000.00	\$130,000.00	\$130,000.00	\$130,000.00

Employer Name/Employer Address	Graph	Count	Mean Wage	Median Wage	Lowest Wage	Highest Wage
GETTY IMAGES (US), INC., 75 VARICK ST., NEW YORK, NY (https://www.google.com/maps/place/75%20VARICK%20ST.,NEW%20YORK,NY)	Graph	1	\$100,000.00	\$100,000.00	\$100,000.00	\$100,000.00
HARRISON AND STAR, LLC, 75 VARICK STREET, NEW YORK, NY (https://www.google.com/maps/place/75%20VARICK%20STREET,NEW%20YORK,NY)	Graph	1	\$200,000.00	\$200,000.00	\$200,000.00	\$200,000.00
GETTY IMAGES (U.S.) INC., 75 VARICK STREET, NEW YORK, NY (https://www.google.com/maps/place/75%20VARICK%20STREET,NEW%20YORK,NY)	Graph	2	\$101,788.95	\$96,305.00	\$96,305.00	\$107,272.90
STERLING CONSULTING GROUP LLC, 75 VARICK STREET, NEW YORK, NY (https://www.google.com/maps/place/75%20VARICK%20STREET,NEW%20YORK,NY)	Graph	2	\$55,000.00	\$45,000.00	\$45,000.00	\$65,000.00
HORIZON MEDIA, INC., 75 VARICK STREET, NEW YORK, NY (https://www.google.com/maps/place/75%20VARICK%20STREET,NEW%20YORK,NY)	Graph	3	\$60,333.33	\$48,000.00	\$48,000.00	\$85,000.00
NEW YORK MEDIA LLC, 75 VARICK STREET, NEW YORK, NY (https://www.google.com/maps/place/75%20VARICK%20STREET,NEW%20YORK,NY)	Graph	3	\$75,800.00	\$61,200.00	\$61,200.00	\$105,000.00
Totals	Graph	14	\$88,105.56	\$81,500.00	\$45,000.00	\$200,000.00

Employer Name/Worksite Address	Graph	Count	Mean Wage	Median Wage	Lowest Wage	Highest Wage
GETTY IMAGES (U.S.) INC., 75 VARICK STREET, NEW YORK, NY (https://www.google.com/maps/place/75%20VARICK%20STREET,NEW%20YORK,NY)	Graph	12	\$87,373.16	\$65,000.00	\$45,000.00	\$200,000.00
Totals	Graph	12	\$87,373.16	\$65,000.00	\$45,000.00	\$200,000.00

Latitude: 40.723498 Longitude: -73.982445

Employer Name/Employer Address	Graph	Count	Mean Wage	Median Wage	Lowest Wage	Highest Wage
FRIENDS OF NEW AMSTERDAM SCHOOL, 62 AVENUE B, NEW YORK, NY (https://www.google.com/maps/place/62%20AVENUE%20B,NEW%20YORK,NY)	Graph	1	\$41,360.00	\$41,360.00	\$41,360.00	\$41,360.00
FRIENDS OF NEW AMSTERDAM, 62 AVENUE B, NEW YORK, NY (https://www.google.com/maps/place/62%20AVENUE%20B,NEW%20YORK,NY)	Graph	1	\$41,360.00	\$41,360.00	\$41,360.00	\$41,360.00
Totals	Graph	2	\$41,360.00	\$41,360.00	\$41,360.00	\$41,360.00

Employer Name/Worksite Address	Graph	Count	Mean Wage	Median Wage	Lowest Wage	Highest Wage
FRIENDS OF NEW AMSTERDAM SCHOOL, 62 AVENUE B, NEW YORK, NY (https://www.google.com/maps/place/62%20AVENUE%20B,NEW%20YORK,NY)	Graph	2	\$41,360.00	\$41,360.00	\$41,360.00	\$41,360.00
Totals	Graph	2	\$41,360.00	\$41,360.00	\$41,360.00	\$41,360.00

Latitude: 40.7235 Longitude: -73.950707

Employer Name/Employer Address	Graph	Count	Mean Wage	Median Wage	Lowest Wage	Highest Wage
LINE AND PRACTICE LLC, 617 MANHATTAN AVE, BROOKLYN, NY (https://www.google.com/maps/place/617%20MANHATTAN%20AVE,BROOKLYN,NY)	Graph	1	\$93,600.00	\$93,600.00	\$93,600.00	\$93,600.00
Totals	Graph	1	\$93,600.00	\$93,600.00	\$93,600.00	\$93,600.00

Employer Name/Worksite Address	Graph	Count	Mean Wage	Median Wage	Lowest Wage	Highest Wage
LINE AND PRACTICE LLC, 617 MANHATTAN AVE, BROOKLYN, NY (https://www.google.com/maps/place/617%20MANHATTAN%20AVE,BROOKLYN,NY)	Graph	1	\$93,600.00	\$93,600.00	\$93,600.00	\$93,600.00
Totals	Graph	1	\$93,600.00	\$93,600.00	\$93,600.00	\$93,600.00

Latitude: 40.723528 Longitude: -73.704493

Employer Name/Worksite Address	Graph	Count	Mean Wage	Median Wage	Lowest Wage	Highest Wage
ANGELOS ANGELI CPA, 250 JERICHO TPKE, FLORAL PARK, NY (https://www.google.com/maps/place/250%20JERICHO%20TPKE,FLORAL%20PARK,NY)	Graph	1	\$56,451.20	\$56,451.20	\$56,451.20	\$56,451.20
BRIDGE COMMUNITY CHURCH INC., BRIDGE COMMUNITY CHURCH, FLORAL PARK, NY (https://www.google.com/maps/place/BRIDGE%20COMMUNITY%20CHURCH,FLORAL%20PARK,NY)	Graph	1	\$52,800.00	\$52,800.00	\$52,800.00	\$52,800.00
REDEFINED CORPORATION, 79 MADISON AVE, NEW YORK, NY (https://www.google.com/maps/place/79%20MADISON%20AVE,NEW%20YORK,NY)	Graph	1	\$90,813.00	\$90,813.00	\$90,813.00	\$90,813.00
Totals	Graph	3	\$66,688.07	\$56,451.20	\$52,800.00	\$90,813.00

Latitude: 40.723593 Longitude: -73.848689

Employer Name/Employer Address	Graph	Count	Mean Wage	Median Wage	Lowest Wage	Highest Wage
BLEULER PSYCHOTHERAPY CENTER INC., 104-70 QUEENS BLVD., FOREST HILLS, NY (https://www.google.com/maps/place/104-70%20QUEENS%20BLVD.,FOREST%20HILLS,NY)	Graph	1	\$64,480.00	\$64,480.00	\$64,480.00	\$64,480.00
Totals	Graph	1	\$64,480.00	\$64,480.00	\$64,480.00	\$64,480.00

Employer Name/Worksite Address	Graph	Count	Mean Wage	Median Wage	Lowest Wage	Highest Wage
BLEULER PSYCHOTHERAPY CENTER INC., 104-70 QUEENS BLVD., FOREST HILLS, NY (https://www.google.com/maps/place/104-70%20QUEENS%20BLVD.,FOREST%20HILLS,NY)	Graph	1	\$64,480.00	\$64,480.00	\$64,480.00	\$64,480.00
Totals	Graph	1	\$64,480.00	\$64,480.00	\$64,480.00	\$64,480.00

Latitude: 40.723611 Longitude: -74.00264

Employer Name/Employer Address	Graph	Count	Mean Wage	Median Wage	Lowest Wage	Highest Wage
VETA HEALTH LLC, 379 WEST BROADWAY, NEW YORK, NY (https://www.google.com/maps/place/379%20WEST%20BROADWAY,NEW%20YORK,NY)	Graph	1	\$82,500.00	\$82,500.00	\$82,500.00	\$82,500.00
APOGY, LLC, 379 W BROADWAY 4TH FLR, NEW YORK, NY (https://www.google.com/maps/place/379%20W%20BROADWAY%204TH%20FLR,NEW%20YORK,NY)	Graph	2	\$85,000.00	\$60,000.00	\$60,000.00	\$110,000.00
Totals	Graph	3	\$84,166.67	\$82,500.00	\$60,000.00	\$110,000.00

Employer Name/Worksite Address	Graph	Count	Mean Wage	Median Wage	Lowest Wage	Highest Wage
PRECISION GLOBAL CONSULTING, INC., 379 W BROADWAY, NEW YORK, NY (https://www.google.com/maps/place/379%20W%20BROADWAY,NEW%20YORK,NY)	Graph	1	\$85,000.00	\$85,000.00	\$85,000.00	\$85,000.00
UNTUCKIT, LLC, 379 WEST BROADWAY, NEW YORK, NY (https://www.google.com/maps/place/379%20WEST%20BROADWAY,NEW%20YORK,NY)	Graph	1	\$65,000.00	\$65,000.00	\$65,000.00	\$65,000.00
VETA HEALTH LLC, 379 W. BROADWAY, NEW YORK, NY (https://www.google.com/maps/place/379%20W.%20BROADWAY,NEW%20YORK,NY)	Graph	1	\$82,500.00	\$82,500.00	\$82,500.00	\$82,500.00
APOGY, LLC, 379 W BROADWAY 4TH FLR, NEW YORK, NY (https://www.google.com/maps/place/379%20W%20BROADWAY%204TH%20FLR,NEW%20YORK,NY)	Graph	2	\$85,000.00	\$60,000.00	\$60,000.00	\$110,000.00
Totals	Graph	5	\$80,500.00	\$82,500.00	\$60,000.00	\$110,000.00

Latitude: 40.723651 Longitude: -74.000573

Employer Name/Employer Address	Graph	Count	Mean Wage	Median Wage	Lowest Wage	Highest Wage
JRSK, INC., 81 GREENE STREET, NEW YORK, NY (https://www.google.com/maps/place/81%20GREENE%20STREET,NEW%20YORK,NY)	Graph	1	\$75,000.00	\$75,000.00	\$75,000.00	\$75,000.00
Totals	Graph	1	\$75,000.00	\$75,000.00	\$75,000.00	\$75,000.00

Employer Name/Worksite Address	Graph	Count	Mean Wage	Median Wage	Lowest Wage	Highest Wage
JRSK, INC., 81 GREENE STREET, NEW YORK, NY (https://www.google.com/maps/place/81%20GREENE%20STREET,NEW%20YORK,NY)	Graph	2	\$56,885.50	\$38,771.00	\$38,771.00	\$75,000.00
Totals	Graph	2	\$56,885.50	\$38,771.00	\$38,771.00	\$75,000.00

Latitude: 40.723653 Longitude: -73.998191

Employer Name/Worksite Address	Graph	Count	Mean Wage	Median Wage	Lowest Wage	Highest Wage
13 RATTLES, INC., 550 BROADWAY, NEW YORK, NY (https://www.google.com/maps/place/550%20BROADWAY,NEW%20YORK,NY)	Graph	3	\$42,760.00	\$42,890.00	\$42,500.00	\$42,890.00
Totals	Graph	3	\$42,760.00	\$42,890.00	\$42,500.00	\$42,890.00

Employer Name/Worksite Address	Graph	Count	Mean Wage	Median Wage	Lowest Wage	Highest Wage
13 RATTLES, INC., 550 BROADWAY, NEW YORK, NY (https://www.google.com/maps/place/550%20BROADWAY,NEW%20YORK,NY)	Graph	1	\$42,500.00	\$42,500.00	\$42,500.00	\$42,500.00
Totals	Graph	1	\$42,500.00	\$42,500.00	\$42,500.00	\$42,500.00

Latitude: 40.723654 Longitude: -73.848846

Employer Name/Worksite Address	Graph	Count	Mean Wage	Median Wage	Lowest Wage	Highest Wage
ACCENTURE LLP, 104-60 QUEENS BLVD, FOREST HILLS, NY (https://www.google.com/maps/place/104-60%20QUEENS%20BLVD,FOREST%20HILLS,NY)	Graph	1	\$102,900.00	\$102,900.00	\$102,900.00	\$102,900.00
VIRGINIA POLYTECHNIC INSTITUTE & STATE UNIVERSITY, 104-60 QUEENS BLVD., FOREST HILLS, NY (https://www.google.com/maps/place/104-60%20QUEENS%20BLVD.,FOREST%20HILLS,NY)	Graph	1	\$68,355.00	\$68,355.00	\$68,355.00	\$68,355.00
Totals	Graph	2	\$85,627.50	\$68,355.00	\$68,355.00	\$102,900.00

Latitude: 40.723711 Longitude: -74.001425

Employer Name/Worksite Address	Graph	Count	Mean Wage	Median Wage	Lowest Wage	Highest Wage
DATA SCIENTISTS LLC, 84 WOOSTER STREET, NEW YORK, NY (https://www.google.com/maps/place/84%20WOOSTER%20STREET,NEW%20YORK,NY)	Graph	3	\$72,363.00	\$72,363.00	\$72,363.00	\$72,363.00
Totals	Graph	3	\$72,363.00	\$72,363.00	\$72,363.00	\$72,363.00

Employer Name/Worksite Address	Graph	Count	Mean Wage	Median Wage	Lowest Wage	Highest Wage
DATA SCIENTISTS LLC, 84 WOOSTER STREET, NEW YORK, NY (https://www.google.com/maps/place/84%20WOOSTER%20STREET,NEW%20YORK,NY)	Graph	3	\$72,363.00	\$72,363.00	\$72,363.00	\$72,363.00
Totals	Graph	3	\$72,363.00	\$72,363.00	\$72,363.00	\$72,363.00

Latitude: 40.72372 Longitude: -73.998134

Employer Name/Worksite Address	Graph	Count	Mean Wage	Median Wage	Lowest Wage	Highest Wage
THE LIONS MODEL MANAGEMENT, LLC, 552 BROADWAY, NEW YORK, NY (https://www.google.com/maps/place/552%20BROADWAY,NEW%20YORK,NY)	Graph	1	\$50,000.00	\$50,000.00	\$50,000.00	\$50,000.00
Totals	Graph	1	\$50,000.00	\$50,000.00	\$50,000.00	\$50,000.00

Employer Name/Worksite Address	Graph	Count	Mean Wage	Median Wage	Lowest Wage	Highest Wage

Employer Name/Worksite Address	Graph	Count	Mean Wage	Median Wage	Lowest Wage	Highest Wage
THE LIONS MODEL MANAGEMENT, LLC, 552 BROADWAY, NEW YORK, NY (https://www.google.com/maps/place/552%20BROADWAY,NEW%20YORK,NY)	Graph	1	\$50,000.00	\$50,000.00	\$50,000.00	\$50,000.00
Totals	Graph	1	\$50,000.00	\$50,000.00	\$50,000.00	\$50,000.00

Latitude: 40.723733 Longitude: -73.804815

Employer Name/Worksite Address	Graph	Count	Mean Wage	Median Wage	Lowest Wage	Highest Wage
J COFFEY CONTRACTING INC., 77-22 164TH ST., FLUSHING, NY (https://www.google.com/maps/place/77-22%20164TH%20ST.,FLUSHING,NY)	Graph	1	\$73,000.00	\$73,000.00	\$73,000.00	\$73,000.00
Totals	Graph	1	\$73,000.00	\$73,000.00	\$73,000.00	\$73,000.00

Employer Name/Worksite Address	Graph	Count	Mean Wage	Median Wage	Lowest Wage	Highest Wage
J COFFEY CONTRACTING INC., 77-22 164TH ST., FLUSHING, NY (https://www.google.com/maps/place/77-22%20164TH%20ST.,FLUSHING,NY)	Graph	1	\$73,000.00	\$73,000.00	\$73,000.00	\$73,000.00
Totals	Graph	1	\$73,000.00	\$73,000.00	\$73,000.00	\$73,000.00

Latitude: 40.723741 Longitude: -73.987661

Employer Name/Worksite Address	Graph	Count	Mean Wage	Median Wage	Lowest Wage	Highest Wage
AERIALIS LUXURY PROPERTIES LLC, 89 EAST 2ND STREET, NEW YORK, NY (https://www.google.com/maps/place/89%20EAST%202ND%20STREET,NEW%20YORK,NY)	Graph	1	\$66,000.00	\$66,000.00	\$66,000.00	\$66,000.00
Totals	Graph	1	\$66,000.00	\$66,000.00	\$66,000.00	\$66,000.00

Employer Name/Worksite Address	Graph	Count	Mean Wage	Median Wage	Lowest Wage	Highest Wage
AERIALIS LUXURY PROPERTIES LLC, 89 EAST 2ND STREET, NEW YORK, NY (https://www.google.com/maps/place/89%20EAST%202ND%20STREET,NEW%20YORK,NY)	Graph	1	\$66,000.00	\$66,000.00	\$66,000.00	\$66,000.00
Totals	Graph	1	\$66,000.00	\$66,000.00	\$66,000.00	\$66,000.00

Latitude: 40.723822 Longitude: -73.95375

Employer Name/Worksite Address	Graph	Count	Mean Wage	Median Wage	Lowest Wage	Highest Wage
MECHANICAL EAST CO., INC, 40 DOBBIN STREET, BROOKLYN, NY (https://www.google.com/maps/place/40%20DOBBIN%20STREET,BROOKLYN,NY)	Graph	1	\$62,171.00	\$62,171.00	\$62,171.00	\$62,171.00
Totals	Graph	1	\$62,171.00	\$62,171.00	\$62,171.00	\$62,171.00

Employer Name/Worksite Address	Graph	Count	Mean Wage	Median Wage	Lowest Wage	Highest Wage
MECHANICAL EAST CO., INC, 40 DOBBIN STREET, BROOKLYN, NY (https://www.google.com/maps/place/40%20DOBBIN%20STREET,BROOKLYN,NY)	Graph	1	\$62,171.00	\$62,171.00	\$62,171.00	\$62,171.00
Totals	Graph	1	\$62,171.00	\$62,171.00	\$62,171.00	\$62,171.00

Latitude: 40.723829 Longitude: -74.001326

Employer Name/Worksite Address	Graph	Count	Mean Wage	Median Wage	Lowest Wage	Highest Wage
THE RUG COMPANY LTD, 88 WOOSTER STREET, NEW YORK, NY (https://www.google.com/maps/place/88%20WOOSTER%20STREET,NEW%20YORK,NY)	Graph	2	\$275,000.00	\$275,000.00	\$275,000.00	\$275,000.00

Employer Name/Employer Address	Graph	Count	Mean Wage	Median Wage	Lowest Wage	Highest Wage
Totals	Graph	2	\$275,000.00	\$275,000.00	\$275,000.00	\$275,000.00

Employer Name/Worksite Address	Graph	Count	Mean Wage	Median Wage	Lowest Wage	Highest Wage
THE RUG COMPANY LTD, 88 WOOSTER STREET, NEW YORK, NY (https://www.google.com/maps/place/88%20WOOSTER%20STREET,NEW%20YORK,NY)	Graph	2	\$275,000.00	\$275,000.00	\$275,000.00	\$275,000.00
Totals	Graph	2	\$275,000.00	\$275,000.00	\$275,000.00	\$275,000.00

Latitude: 40.723836 Longitude: -73.996438

Employer Name/Employer Address	Graph	Count	Mean Wage	Median Wage	Lowest Wage	Highest Wage
BONETTI KOZERSKI ARCHITECTURE DPC, 270 LAFAYETTE ST, NEW YORK, NY (https://www.google.com/maps/place/270%20LAFAYETTE%20ST,NEW%20YORK,NY)	Graph	1	\$68,000.00	\$68,000.00	\$68,000.00	\$68,000.00
FERGUSON & SHAMAMIAN ARCHITECTS, LLP, 270 LAFAYETTE STREET, NEW YORK, NY (https://www.google.com/maps/place/270%20LAFAYETTE%20STREET,NEW%20YORK,NY)	Graph	1	\$65,000.00	\$65,000.00	\$65,000.00	\$65,000.00
PALMER SCHWARTZ AGENCY LLC, 270 LAFAYETTE STREET, NEW YORK, NY (https://www.google.com/maps/place/270%20LAFAYETTE%20STREET,NEW%20YORK,NY)	Graph	1	\$91,000.00	\$91,000.00	\$91,000.00	\$91,000.00
ULLA JOHNSON INC, 270 LAFAYETTE STREET, NEW YORK, NY (https://www.google.com/maps/place/270%20LAFAYETTE%20STREET,NEW%20YORK,NY)	Graph	1	\$68,000.00	\$68,000.00	\$68,000.00	\$68,000.00
ULLA JOHNSON INC, 270 LAFAYETTE SUITE #1101, NEW YORK, NY (https://www.google.com/maps/place/270%20LAFAYETTE%20SUITE%20#1101,NEW%20YORK,NY)	Graph	1	\$100,000.00	\$100,000.00	\$100,000.00	\$100,000.00
ULLA JOHNSON INC., 270 LAFAYETTE STREET, NEW YORK, NY (https://www.google.com/maps/place/270%20LAFAYETTE%20STREET,NEW%20YORK,NY)	Graph	1	\$60,000.00	\$60,000.00	\$60,000.00	\$60,000.00
BONETTI KOZERSKI ARCHITECTURE D.P.C., 270 LAFAYETTE STREET, NEW YORK, NY (https://www.google.com/maps/place/270%20LAFAYETTE%20STREET,NEW%20YORK,NY)	Graph	2	\$69,300.00	\$65,000.00	\$65,000.00	\$73,600.00
CLARITY SOLUTIONS GROUP LLC, 270 LAFAYETTE STREET, NEW YORK, NY (https://www.google.com/maps/place/270%20LAFAYETTE%20STREET,NEW%20YORK,NY)	Graph	2	\$85,155.00	\$85,155.00	\$85,155.00	\$85,155.00
Totals	Graph	10	\$76,091.00	\$68,000.00	\$60,000.00	\$100,000.00

Employer Name/Worksite Address	Graph	Count	Mean Wage	Median Wage	Lowest Wage	Highest Wage
BONETTI KOZERSKI ARCHITECTURE DPC, 270 LAFAYETTE ST, NEW YORK, NY (https://www.google.com/maps/place/270%20LAFAYETTE%20ST,NEW%20YORK,NY)	Graph	1	\$68,000.00	\$68,000.00	\$68,000.00	\$68,000.00
ULLA JOHNSON INC, 270 LAFAYETTE ST #1101, NEW YORK, NY (https://www.google.com/maps/place/270%20LAFAYETTE%20ST%20#1101,NEW%20YORK,NY)	Graph	1	\$100,000.00	\$100,000.00	\$100,000.00	\$100,000.00
FERGUSON & SHAMAMIAN ARCHITECTS, LLP, 270 LAFAYETTE STREET, NEW YORK, NY (https://www.google.com/maps/place/270%20LAFAYETTE%20STREET,NEW%20YORK,NY)	Graph	8	\$74,113.75	\$68,000.00	\$60,000.00	\$91,000.00
Totals	Graph	10	\$76,091.00	\$68,000.00	\$60,000.00	\$100,000.00

Latitude: 40.723846 Longitude: -73.854676

Employer Name/Employer Address	Graph	Count	Mean Wage	Median Wage	Lowest Wage	Highest Wage
PRIME LEADERS HEALTH SERVICES, INC., 6860 AUSTIN STREET, FOREST HILLS, NY (https://www.google.com/maps/place/6860%20AUSTIN%20STREET,FOREST%20HILLS,NY)	Graph	1	\$48,000.00	\$48,000.00	\$48,000.00	\$48,000.00
SUNNYVALE PHYSICAL THERAPY, PLLC, 6860 AUSTIN STREET, FOREST HILLS, NY (https://www.google.com/maps/place/6860%20AUSTIN%20STREET,FOREST%20HILLS,NY)	Graph	2	\$48,000.00	\$48,000.00	\$48,000.00	\$48,000.00
Totals	Graph	3	\$48,000.00	\$48,000.00	\$48,000.00	\$48,000.00

Employer Name/Worksite Address	Graph	Count	Mean Wage	Median Wage	Lowest Wage	Highest Wage
SUNNYVALE PHYSICAL THERAPY, PLLC, 6860 AUSTIN STREET, FOREST HILLS, NY (https://www.google.com/maps/place/6860%20AUSTIN%20STREET,FOREST%20HILLS,NY)	Graph	2	\$48,000.00	\$48,000.00	\$48,000.00	\$48,000.00

Employer Name/Worksite Address	Graph	Count	Mean Wage	Median Wage	Lowest Wage	Highest Wage
Totals	Graph	2	\$48,000.00	\$48,000.00	\$48,000.00	\$48,000.00

Latitude: 40.723863 Longitude: -74.004143

Employer Name/Worksite Address	Graph	Count	Mean Wage	Median Wage	Lowest Wage	Highest Wage
INDIEFORK, LLC, 525 BROOME STREET, NEW YORK, NY (https://www.google.com/maps/place/525%20BROOME%20STREET,NEW%20YORK,NY)	Graph	5	\$65,033.28	\$62,961.60	\$48,796.80	\$84,198.40
Totals	Graph	5	\$65,033.28	\$62,961.60	\$48,796.80	\$84,198.40

Employer Name/Worksite Address	Graph	Count	Mean Wage	Median Wage	Lowest Wage	Highest Wage
INDIEFORK, LLC, 525 BROOME STREET, NEW YORK, NY (https://www.google.com/maps/place/525%20BROOME%20STREET,NEW%20YORK,NY)	Graph	5	\$65,033.28	\$62,961.60	\$48,796.80	\$84,198.40
Totals	Graph	5	\$65,033.28	\$62,961.60	\$48,796.80	\$84,198.40

Latitude: 40.723866 Longitude: -73.992774

Employer Name/Worksite Address	Graph	Count	Mean Wage	Median Wage	Lowest Wage	Highest Wage
ILINKO INC, 280 BOWERY, STE 3, NEW YORK, NY (https://www.google.com/maps/place/280%20BOWERY,%20STE%203,NEW%20YORK,NY)	Graph	1	\$40,000.00	\$40,000.00	\$40,000.00	\$40,000.00
Totals	Graph	1	\$40,000.00	\$40,000.00	\$40,000.00	\$40,000.00

Employer Name/Worksite Address	Graph	Count	Mean Wage	Median Wage	Lowest Wage	Highest Wage
ILINKO INC, 280 BOWERY, STE 3, NEW YORK, NY (https://www.google.com/maps/place/280%20BOWERY,%20STE%203,NEW%20YORK,NY)	Graph	1	\$40,000.00	\$40,000.00	\$40,000.00	\$40,000.00
Totals	Graph	1	\$40,000.00	\$40,000.00	\$40,000.00	\$40,000.00

Latitude: 40.723895 Longitude: -74.000722

Employer Name/Worksite Address	Graph	Count	Mean Wage	Median Wage	Lowest Wage	Highest Wage
AIRHELP USA INC, 134 SPRING STREET #602, NEW YORK, NY (https://www.google.com/maps/place/134%20SPRING%20STREET%20#602,NEW%20YORK,NY)	Graph	1	\$111,000.00	\$111,000.00	\$111,000.00	\$111,000.00
PROPERTY PLATFORM LLC, 134 SPRING STREET, NEW YORK, NY (https://www.google.com/maps/place/134%20SPRING%20STREET,NEW%20YORK,NY)	Graph	1	\$75,000.00	\$75,000.00	\$75,000.00	\$75,000.00
Totals	Graph	2	\$93,000.00	\$75,000.00	\$75,000.00	\$111,000.00

Employer Name/Worksite Address	Graph	Count	Mean Wage	Median Wage	Lowest Wage	Highest Wage
AIRHELP USA INC, 134 SPRING STREET #602, NEW YORK, NY (https://www.google.com/maps/place/134%20SPRING%20STREET%20#602,NEW%20YORK,NY)	Graph	1	\$111,000.00	\$111,000.00	\$111,000.00	\$111,000.00
PROPERTY PLATFORM LLC, 134 SPRING STREET, NEW YORK, NY (https://www.google.com/maps/place/134%20SPRING%20STREET,NEW%20YORK,NY)	Graph	1	\$75,000.00	\$75,000.00	\$75,000.00	\$75,000.00
Totals	Graph	2	\$93,000.00	\$75,000.00	\$75,000.00	\$111,000.00

Latitude: 40.723938 Longitude: -73.603756

Employer Name/Worksite Address	Graph	Count	Mean Wage	Median Wage	Lowest Wage	Highest Wage
	Graph					

Employer Name/Employer Address	Graph	Count	Mean Wage	Median Wage	Low Wa
CULLEN AND DYKMAN LLP, 100 QUENTIN ROOSEVELT BLVD, GARDEN CITY, NY (https://www.google.com/maps/place/100%20QUENTIN%20ROOSEVELT%20BLVD,GARDEN%20CITY,NY)	Graph	1	\$125,000.00	\$125,000.00	\$125,0
JANOVER LLC, 100 QUENTIN ROOSEVELT BLVD, GARDEN CITY, NY (https://www.google.com/maps/place/100%20QUENTIN%20ROOSEVELT%20BLVD,GARDEN%20CITY,NY)	Graph	1	\$67,400.00	\$67,400.00	\$67,4
UNIVERSAL ROBOTS USA, INC., 100 QUENTIN ROOSEVELT BLVD., SUITE 206, GARDEN CITY, NY (https://www.google.com/maps/place/100%20QUENTIN%20ROOSEVELT%20BLVD.,%20SUITE%20206,GARDEN%20CITY,NY)	Graph	1	\$93,725.00	\$93,725.00	\$93,7
ANGION BIOMEDICA CORP, 51 CHARLES LINDBERGH BLVD, UNIONDALE, NY (https://www.google.com/maps/place/51%20CHARLES%20LINDBERGH%20BLVD,UNIONDALE,NY)	Graph	2	\$54,700.00	\$54,700.00	\$54,7
EC INFOSYSTEMS, INC., 50 CHARLES LINDBERGH BLVD, STE 411, UNIONDALE, NY (https://www.google.com/maps/place/50%20CHARLES%20LINDBERGH%20BLVD,%20STE%20411,UNIONDALE,NY)	Graph	3	\$64,999.67	\$73,902.00	\$47,1
Totals	Graph	8	\$73,815.50	\$67,400.00	\$47,1

Employer Name/Worksite Address	Graph	Count	Mean Wage
EC INFOSYSTEMS, INC., 50 CHARLES LINDBERGH BLVD., UNIONDALE, NY (https://www.google.com/maps/place/50%20CHARLES%20LINDBERGH%20BLVD.,UNIONDALE,NY)	Graph	1	\$73,902.00
UNIVERSAL ROBOTS USA, INC., 100 QUENTIN ROOSEVELT BLVD., STE 206 & PERIPATETIC, GARDEN CITY, NY (https://www.google.com/maps/place/100%20QUENTIN%20ROOSEVELT%20BLVD.,%20STE%20206%20%26%20PERIPATETIC,GARDEN%20CITY,NY)	Graph	1	\$93,725.00
ANGION BIOMEDICA CORP, 51 CHARLES LINDBERGH BLVD, UNIONDALE, NY (https://www.google.com/maps/place/51%20CHARLES%20LINDBERGH%20BLVD,UNIONDALE,NY)	Graph	2	\$54,700.00
EC INFOSYSTEMS, INC., 50 CHARLES LINDBERGH BLVD, SUITE 411, UNIONDALE, NY (https://www.google.com/maps/place/50%20CHARLES%20LINDBERGH%20BLVD,%20SUITE%20411,UNIONDALE,NY)	Graph	2	\$115,242.00
JANOVER LLC, 100 QUENTIN ROOSEVELT BLVD, GARDEN CITY, NY (https://www.google.com/maps/place/100%20QUENTIN%20ROOSEVELT%20BLVD,GARDEN%20CITY,NY)	Graph	2	\$96,200.00
Totals	Graph	8	\$87,488.88

Latitude: 40.723958 Longitude: -73.998106

Employer Name/Employer Address	Graph	Count	Mean Wage	Median Wage	Lowest Wage	Highest Wage
SCHOLASTIC INC., 557 BROADWAY, NEW YORK, NY (https://www.google.com/maps/place/557%20BROADWAY,NEW%20YORK,NY)	Graph	10	\$108,123.31	\$115,586.00	\$57,000.00	\$145,000.00
Totals	Graph	10	\$108,123.31	\$115,586.00	\$57,000.00	\$145,000.00

Employer Name/Worksite Address	Graph	Count	Mean Wage	Median Wage	Lowest Wage	Highest Wage
BUSINESS INTELLI SOLUTIONS INC, 557 BROADWAY, NEWYORK, NY (https://www.google.com/maps/place/557%20BROADWAY,NEWYORK,NY)	Graph	1	\$60,000.00	\$60,000.00	\$60,000.00	\$60,000.00
ACTIVE ENTERPRISE SOLUTIONS LLC, 557 BROADWAY, NEW YORK, NY (https://www.google.com/maps/place/557%20BROADWAY,NEW%20YORK,NY)	Graph	9	\$80,384.78	\$78,000.00	\$57,000.00	\$125,000.00
Totals	Graph	10	\$78,346.30	\$70,221.00	\$57,000.00	\$125,000.00

Latitude: 40.72399 Longitude: -73.997906

Employer Name/Employer Address	Graph	Count	Mean Wage	Median Wage	Lowest Wage	Highest Wage
ANTHONY BRANDS, 560 BROADWAY, SUITE 503, NEW YORK, NY (https://www.google.com/maps/place/560%20BROADWAY,%20SUITE%20503,NEW%20YORK,NY)	Graph	1	\$60,000.00	\$60,000.00	\$60,000.00	\$60,000.00
ANTHONY BRANDS, LLC, 560 BROADWAY, SUITE 503, NEW YORK, NY (https://www.google.com/maps/place/560%20BROADWAY,%20SUITE%20503,NEW%20YORK,NY)	Graph	1	\$52,062.40	\$52,062.40	\$52,062.40	\$52,062.40
Totals	Graph	2	\$56,031.20	\$52,062.40	\$52,062.40	\$60,000.00

Employer Name/Worksite Address	Graph	Count	Mean Wage	Median Wage	Lowest Wage	Highest Wage
--------------------------------	-------	-------	-----------	-------------	-------------	--------------

Employer Name/Worksite Address	Graph	Count	Mean Wage	Median Wage	Lowest Wage	Highest Wage
ANTHONY BRANDS, LLC, 560 BROADWAY, SUITE 503, NEW YORK, NY (https://www.google.com/maps/place/560%20BROADWAY,%20SUITE%20503,NEW%20YORK,NY)	Graph	2	\$56,031.20	\$52,062.40	\$52,062.40	\$60,000.00
Totals	Graph	2	\$56,031.20	\$52,062.40	\$52,062.40	\$60,000.00

Latitude: 40.724001 Longitude: -74.000939

Employer Name/Worksite Address	Graph	Count	Mean Wage	Median Wage	Lowest Wage	Highest Wage
WERNER SOBEK NEW YORK CORP., 138 SPRING STREET, NEW YORK, NY (https://www.google.com/maps/place/138%20SPRING%20STREET,NEW%20YORK,NY)	Graph	2	\$62,171.00	\$62,171.00	\$62,171.00	\$62,171.00
Totals	Graph	2	\$62,171.00	\$62,171.00	\$62,171.00	\$62,171.00

Employer Name/Worksite Address	Graph	Count	Mean Wage	Median Wage	Lowest Wage	Highest Wage
WERNER SOBEK NEW YORK CORP., 138 SPRING STREET, NEW YORK, NY (https://www.google.com/maps/place/138%20SPRING%20STREET,NEW%20YORK,NY)	Graph	3	\$80,780.67	\$62,171.00	\$62,171.00	\$118,000.00
Totals	Graph	3	\$80,780.67	\$62,171.00	\$62,171.00	\$118,000.00

Latitude: 40.724034 Longitude: -74.009551

Employer Name/Worksite Address	Graph	Count	Mean Wage	Median Wage	Lowest Wage	Highest Wage
LITTLE BEAR INC., 135 WATTS STREET, NEW YORK, NY (https://www.google.com/maps/place/135%20WATTS%20%20STREET,NEW%20YORK,NY)	Graph	1	\$52,000.00	\$52,000.00	\$52,000.00	\$52,000.00
Totals	Graph	1	\$52,000.00	\$52,000.00	\$52,000.00	\$52,000.00

Employer Name/Worksite Address	Graph	Count	Mean Wage	Median Wage	Lowest Wage	Highest Wage
LITTLE BEAR INC., 135 WATTS AVENUE, NEW YORK, NY (https://www.google.com/maps/place/135%20WATTS%20AVENUE,NEW%20YORK,NY)	Graph	1	\$52,000.00	\$52,000.00	\$52,000.00	\$52,000.00
Totals	Graph	1	\$52,000.00	\$52,000.00	\$52,000.00	\$52,000.00

Latitude: 40.72404 Longitude: -73.996905

Employer Name/Worksite Address	Graph	Count	Mean Wage	Median Wage	Lowest Wage	Highest Wage
CAREPORTAL INC., 100 CROSBY STREET, NEW YORK, NY (https://www.google.com/maps/place/100%20CROSBY%20STREET,NEW%20YORK,NY)	Graph	1	\$140,000.00	\$140,000.00	\$140,000.00	\$140,000.00
SPORTSROCKET, 100 CROSBY STREET, NEW YORK, NY (https://www.google.com/maps/place/100%20CROSBY%20STREET,NEW%20YORK,NY)	Graph	1	\$47,500.00	\$47,500.00	\$47,500.00	\$47,500.00
KRA LLC, 100 CROSBY STREET, SUITE 303, NEW YORK, NY (https://www.google.com/maps/place/100%20CROSBY%20STREET,%20SUITE%20303,NEW%20YORK,NY)	Graph	2	\$56,000.00	\$56,000.00	\$56,000.00	\$56,000.00
Totals	Graph	4	\$74,875.00	\$56,000.00	\$47,500.00	\$140,000.00

Employer Name/Worksite Address	Graph	Count	Mean Wage	Median Wage	Lowest Wage	Highest Wage
KRA LLC, 100 CROSBY STREET, SUITE 303, NEW YORK, NY (https://www.google.com/maps/place/100%20CROSBY%20STREET,%20SUITE%20303,NEW%20YORK,NY)	Graph	2	\$56,000.00	\$56,000.00	\$56,000.00	\$56,000.00
CAREPORTAL INC., 100 CROSBY STREET, NEW YORK, NY (https://www.google.com/maps/place/100%20CROSBY%20STREET,NEW%20YORK,NY)	Graph	6	\$66,666.67	\$52,500.00	\$47,500.00	\$140,000.00
Totals	Graph	8	\$64,000.00	\$52,500.00	\$47,500.00	\$140,000.00

Latitude: 40.724086 Longitude: -74.000813

Employer Name/Employer Address	Graph	Count	Mean Wage	Median Wage	Lowest Wage	Highest Wage
FRAMESTORE INC, 135 SPRING STREET, NEW YORK, NY (https://www.google.com/maps/place/135%20SPRING%20STREET,NEW%20YORK,NY)	Graph	2	\$156,500.00	\$133,000.00	\$133,000.00	\$180,000.00
FRAMESTORE INC., 135 SPRING STREET, NEW YORK, NY (https://www.google.com/maps/place/135%20SPRING%20STREET,NEW%20YORK,NY)	Graph	7	\$64,000.00	\$50,000.00	\$48,000.00	\$127,000.00
Totals	Graph	9	\$84,555.56	\$52,000.00	\$48,000.00	\$180,000.00

Employer Name/Worksite Address	Graph	Count	Mean Wage	Median Wage	Lowest Wage	Highest Wage
SCHAWK USA INC., 135 SPRING STREET, NEW YORK, NY (https://www.google.com/maps/place/135%20SPRING%20STREET,NEW%20YORK,NY)	Graph	10	\$82,900.00	\$52,000.00	\$48,000.00	\$180,000.00
Totals	Graph	10	\$82,900.00	\$52,000.00	\$48,000.00	\$180,000.00

Latitude: 40.724086 Longitude: -73.997998

Employer Name/Employer Address	Graph	Count	Mean Wage	Median Wage	Lowest Wage	Highest Wage
CARBON CREDIT CAPITAL LLC, 561 BROADWAY, SUITE 6A, NEW YORK, NY (https://www.google.com/maps/place/561%20BROADWAY,%20SUITE%206A,NEW%20YORK,NY)	Graph	1	\$41,000.00	\$41,000.00	\$41,000.00	\$41,000.00
CINCS, LLC, 561 BROADWAY, SUITE 6A, NEW YORK, NY (https://www.google.com/maps/place/561%20BROADWAY,%20SUITE%206A,NEW%20YORK,NY)	Graph	1	\$48,000.00	\$48,000.00	\$48,000.00	\$48,000.00
LOVE THE 88, LLC, 561 BROADWAY, NEW YORK, NY (https://www.google.com/maps/place/561%20BROADWAY,NEW%20YORK,NY)	Graph	1	\$47,000.00	\$47,000.00	\$47,000.00	\$47,000.00
OFFICE 4 ARCHITECTURE PC, 561 BROADWAY, NEW YORK, NY (https://www.google.com/maps/place/561%20BROADWAY,NEW%20YORK,NY)	Graph	3	\$57,096.00	\$57,096.00	\$57,096.00	\$57,096.00
Totals	Graph	6	\$51,214.67	\$48,000.00	\$41,000.00	\$57,096.00

Employer Name/Worksite Address	Graph	Count	Mean Wage	Median Wage	Lowest Wage	Highest Wage
CARBON CREDIT CAPITAL LLC, 561 BROADWAY, STE 6A, NEW YORK, NY (https://www.google.com/maps/place/561%20BROADWAY,%20STE%206A,NEW%20YORK,NY)	Graph	1	\$41,000.00	\$41,000.00	\$41,000.00	\$41,000.00
CINCS, LLC, 561 BROADWAY, SUITE 6A, NEW YORK, NY (https://www.google.com/maps/place/561%20BROADWAY,%20SUITE%206A,NEW%20YORK,NY)	Graph	1	\$48,000.00	\$48,000.00	\$48,000.00	\$48,000.00
DELOITTE CONSULTING LLP, 561 BROADWAY, NEW YORK, NY (https://www.google.com/maps/place/561%20BROADWAY,NEW%20YORK,NY)	Graph	30	\$78,000.00	\$70,000.00	\$70,000.00	\$86,000.00
Totals	Graph	32	\$75,906.25	\$70,000.00	\$41,000.00	\$86,000.00

Latitude: 40.724137 Longitude: -73.755125

Employer Name/Worksite Address	Graph	Count	Mean Wage	Median Wage	Lowest Wage	Highest Wage
NORTHWELL HEALTH, 22022 HILLSIDE AVENUE, JAMAICA, NY (https://www.google.com/maps/place/22022%20HILLSIDE%20AVENUE,JAMAICA,NY)	Graph	1	\$156,000.00	\$156,000.00	\$156,000.00	\$156,000.00
Totals	Graph	1	\$156,000.00	\$156,000.00	\$156,000.00	\$156,000.00

Latitude: 40.724143 Longitude: -73.984378

Employer Name/Worksite Address	Graph	Count	Mean Wage	Median Wage	Lowest Wage	Highest Wage
INMAN HOLDINGS, INC., 197 EAST 4TH STREET, NEW YORK, NY (https://www.google.com/maps/place/197%20EAST%204TH%20STREET,NEW%20YORK,NY)	Graph	1	\$70,000.00	\$70,000.00	\$70,000.00	\$70,000.00
Totals	Graph	1	\$70,000.00	\$70,000.00	\$70,000.00	\$70,000.00

Latitude: 40.724183 Longitude: -73.953955

Employer Name/Employer Address	Graph	Count	Mean Wage	Median Wage	Lowest Wage	Highest Wage
CHURN LLC, 56 DOBBIN STREET, BROOKLYN, NY (https://www.google.com/maps/place/56%20DOBBIN%20STREET,BROOKLYN,NY)	Graph	1	\$51,000.00	\$51,000.00	\$51,000.00	\$51,000.00
Totals	Graph	1	\$51,000.00	\$51,000.00	\$51,000.00	\$51,000.00

Employer Name/Worksite Address	Graph	Count	Mean Wage	Median Wage	Lowest Wage	Highest Wage
CHURN LLC, 56 DOBBIN STREET, BROOKLYN, NY (https://www.google.com/maps/place/56%20DOBBIN%20STREET,BROOKLYN,NY)	Graph	1	\$51,000.00	\$51,000.00	\$51,000.00	\$51,000.00
Totals	Graph	1	\$51,000.00	\$51,000.00	\$51,000.00	\$51,000.00

Latitude: 40.724242 Longitude: -73.997634

Employer Name/Worksite Address	Graph	Count	Mean Wage	Median Wage	Lowest Wage	Highest Wage
JEAN-GEORGES MANAGEMENT LLC, 99 PRINCE STREET, NEW YORK, NY (https://www.google.com/maps/place/99%20PRINCE%20STREET,NEW%20YORK,NY)	Graph	1	\$50,000.00	\$50,000.00	\$50,000.00	\$50,000.00
Totals	Graph	1	\$50,000.00	\$50,000.00	\$50,000.00	\$50,000.00

Latitude: 40.724278 Longitude: -74.001514

Employer Name/Employer Address	Graph	Count	Mean Wage	Median Wage	Lowest Wage	Highest Wage
RM WILLIAMS, 152 SPRING STREET, NEW YORK, NY (https://www.google.com/maps/place/152%20SPRING%20STREET,NEW%20YORK,NY)	Graph	2	\$79,000.00	\$78,000.00	\$78,000.00	\$80,000.00
Totals	Graph	2	\$79,000.00	\$78,000.00	\$78,000.00	\$80,000.00

Employer Name/Worksite Address	Graph	Count	Mean Wage	Median Wage	Lowest Wage	Highest Wage
RM WILLIAMS, 152 SPRING STREET, NEW YORK, NY (https://www.google.com/maps/place/152%20SPRING%20STREET,NEW%20YORK,NY)	Graph	2	\$79,000.00	\$78,000.00	\$78,000.00	\$80,000.00
Totals	Graph	2	\$79,000.00	\$78,000.00	\$78,000.00	\$80,000.00

Latitude: 40.724293 Longitude: -73.704792

Employer Name/Employer Address	Graph	Count	Mean Wage	Median Wage	Lowest Wage	Highest Wage
PROGRESSIVE MANAGEMENT OF NY LLC, 15 VERBENA AVENUE, FLORAL PARK, NY (https://www.google.com/maps/place/15%20VERBENA%20AVENUE,FLORAL%20PARK,NY)	Graph	1	\$77,000.00	\$77,000.00	\$77,000.00	\$77,000.00
PROGRESSIVE MANAGEMENT OF NY V LLC, 15 VERBENA AVENUE, FLORAL PARK, NY (https://www.google.com/maps/place/15%20VERBENA%20AVENUE,FLORAL%20PARK,NY)	Graph	1	\$77,000.00	\$77,000.00	\$77,000.00	\$77,000.00
Totals	Graph	2	\$77,000.00	\$77,000.00	\$77,000.00	\$77,000.00

Employer Name/Worksite Address	Graph	Count	Mean Wage	Median Wage	Lowest Wage	Highest Wage
PROGRESSIVE MANAGEMENT OF NY LLC, 15 VERBENA AVENUE, FLORAL PARK, NY (https://www.google.com/maps/place/15%20VERBENA%20AVENUE,FLORAL%20PARK,NY)	Graph	2	\$77,000.00	\$77,000.00	\$77,000.00	\$77,000.00
Totals	Graph	2	\$77,000.00	\$77,000.00	\$77,000.00	\$77,000.00

Latitude: 40.724372 Longitude: -73.997583

Employer Name/Employer Address	Graph	Count	Mean Wage	Median Wage	Lowest Wage	Highest Wage
--------------------------------	-------	-------	-----------	-------------	-------------	--------------

Employer Name/Employer Address	Graph	Count	Mean Wage	Median Wage	Lowest Wage	Highest Wage
10012 HOLDINGS INC, 568 BROADWAY, NEW YORK, NY (https://www.google.com/maps/place/568%20BROADWAY,NEW%20YORK,NY)	Graph	1	\$38,771.00	\$38,771.00	\$38,771.00	\$38,771.00
DOWNTOWN RECORDS, LLC, 568 BROADWAY, NEW YORK, NY (https://www.google.com/maps/place/568%20BROADWAY,NEW%20YORK,NY)	Graph	1	\$150,000.00	\$150,000.00	\$150,000.00	\$150,000.00
FOURSQUARE LABS INC., 568 BROADWAY, NEW YORK, NY (https://www.google.com/maps/place/568%20BROADWAY,NEW%20YORK,NY)	Graph	1	\$112,500.00	\$112,500.00	\$112,500.00	\$112,500.00
OSKLEN USA HOLDING CORP, 568 BROADWAY, NEW YORK, NY (https://www.google.com/maps/place/568%20BROADWAY,NEW%20YORK,NY)	Graph	1	\$41,454.00	\$41,454.00	\$41,454.00	\$41,454.00
PORTER ASSET MANAGEMENT LLC, 568 BROADWAY, NEW YORK, NY (https://www.google.com/maps/place/568%20BROADWAY,NEW%20YORK,NY)	Graph	1	\$55,764.80	\$55,764.80	\$55,764.80	\$55,764.80
POWERINBOX, INC., 568 BROADWAY, NEW YORK, NY (https://www.google.com/maps/place/568%20BROADWAY,NEW%20YORK,NY)	Graph	1	\$72,301.00	\$72,301.00	\$72,301.00	\$72,301.00
GROUP NINE MEDIA INC., 568 BROADWAY, NEW YORK, NY (https://www.google.com/maps/place/568%20BROADWAY,NEW%20YORK,NY)	Graph	5	\$72,500.00	\$52,500.00	\$52,500.00	\$150,000.00
FOURSQUARE LABS, INC., 568 BROADWAY, NEW YORK, NY (https://www.google.com/maps/place/568%20BROADWAY,NEW%20YORK,NY)	Graph	7	\$133,285.71	\$135,000.00	\$110,000.00	\$155,000.00
ZOCDOC, INC., 568 BROADWAY, NEW YORK, NY (https://www.google.com/maps/place/568%20BROADWAY,NEW%20YORK,NY)	Graph	16	\$130,843.75	\$135,000.00	\$85,000.00	\$200,000.00
Totals	Graph	34	\$113,523.26	\$125,000.00	\$38,771.00	\$200,000.00

Employer Name/Worksite Address	Graph	Count	Mean Wage	Median Wage	Lowest Wage	Highest Wage
10012 HOLDINGS INC, 568 BROADWAY, NEW YORK, NY (https://www.google.com/maps/place/568%20BROADWAY,NEW%20YORK,NY)	Graph	28	\$122,911.64	\$135,000.00	\$38,771.00	\$200,000.00
Totals	Graph	28	\$122,911.64	\$135,000.00	\$38,771.00	\$200,000.00

Latitude: 40.724387 Longitude: -74.002158

Employer Name/Employer Address	Graph	Count	Mean Wage	Median Wage	Lowest Wage	Highest Wage
MONIQUE PEAN FINE JEWELRY LLC, 6TH FLOOR, NEW YORK, NY (https://www.google.com/maps/place/6TH%20FLOOR,NEW%20YORK,NY)	Graph	2	\$55,000.00	\$55,000.00	\$55,000.00	\$55,000.00
NATURA INTERNATIONAL INC., 400 WEST BROADWAY, 2ND FLOOR, NEW YORK, NY (https://www.google.com/maps/place/400%20WEST%20BROADWAY,%202ND%20FLOOR,NEW%20YORK,NY)	Graph	2	\$85,000.00	\$85,000.00	\$85,000.00	\$85,000.00
Totals	Graph	4	\$70,000.00	\$55,000.00	\$55,000.00	\$85,000.00

Employer Name/Worksite Address	Graph	Count	Mean Wage	Median Wage	Lowest Wage	Highest Wage
NATURA INTERNATIONAL INC., 400 WEST BROADWAY, NEW YORK, NY (https://www.google.com/maps/place/400%20WEST%20BROADWAY,NEW%20YORK,NY)	Graph	4	\$70,000.00	\$55,000.00	\$55,000.00	\$85,000.00
Totals	Graph	4	\$70,000.00	\$55,000.00	\$55,000.00	\$85,000.00

Latitude: 40.724446 Longitude: -73.91419

Employer Name/Employer Address	Graph	Count	Mean Wage	Median Wage	Lowest Wage	Highest Wage
ASIA FOODS DISTRIBUTOR INC., 56-29 56TH DRIVE, MASPETH, NY (https://www.google.com/maps/place/56-29%2056TH%20DRIVE,MA SPETH,NY)	Graph	1	\$56,000.00	\$56,000.00	\$56,000.00	\$56,000.00
Totals	Graph	1	\$56,000.00	\$56,000.00	\$56,000.00	\$56,000.00

Employer Name/Worksite Address	Graph	Count	Mean Wage	Median Wage	Lowest Wage	Highest Wage
ASIA FOODS DISTRIBUTOR INC., 56-29 56TH DRIVE, MASPETH, NY (https://www.google.com/maps/place/56-29%2056TH%20DRIVE,MA SPETH,NY)	Graph	1	\$56,000.00	\$56,000.00	\$56,000.00	\$56,000.00

Employer Name/Worksite Address	Graph	Count	Mean Wage	Median Wage	Lowest Wage	Highest Wage
Totals	Graph	1	\$56,000.00	\$56,000.00	\$56,000.00	\$56,000.00

Latitude: 40.72446 Longitude: -73.897942

Employer Name/Worksite Address	Graph	Count	Mean Wage	Median Wage	Lowest Wage	Highest Wage
MEDICITI DRUGS INC., 66-38 GRAND AVENUE, MASPETH, NY (https://www.google.com/maps/place/66-38%20GRAND%20AVENUE,MA SPETH,NY)	Graph	2	\$77,480.00	\$67,600.00	\$67,600.00	\$87,360.00
Totals	Graph	2	\$77,480.00	\$67,600.00	\$67,600.00	\$87,360.00

Employer Name/Worksite Address	Graph	Count	Mean Wage	Median Wage	Lowest Wage	Highest Wage
MEDICITI DRUGS INC., 66-38 GRAND AVENUE, MASPETH, NY (https://www.google.com/maps/place/66-38%20GRAND%20AVENUE,MA SPETH,NY)	Graph	2	\$77,480.00	\$67,600.00	\$67,600.00	\$87,360.00
Totals	Graph	2	\$77,480.00	\$67,600.00	\$67,600.00	\$87,360.00

Latitude: 40.724464 Longitude: -73.995748

Employer Name/Worksite Address	Graph	Count	Mean Wage	Median Wage	Lowest Wage	Highest Wage
MULBERRY MANAGEMENT CORPORATION, 295 LAFAYETTE ST., NEW YORK, NY (https://www.google.com/maps/place/295%20LAFAYETTE%20ST.,NEW%20YORK,NY)	Graph	1	\$215,183.00	\$215,183.00	\$215,183.00	\$215,183.00
MULBERRY MANAGEMENT CORPORATION, 295 LAFAYETTE STREET, NEW YORK, NY (https://www.google.com/maps/place/295%20LAFAYETTE%20STREET,NEW%20YORK,NY)	Graph	1	\$215,183.00	\$215,183.00	\$215,183.00	\$215,183.00
OSCAR INSURANCE COPORATION, 295 LAFAYETTE STREET, NEW YORK, NY (https://www.google.com/maps/place/295%20LAFAYETTE%20STREET,NEW%20YORK,NY)	Graph	1	\$130,000.00	\$130,000.00	\$130,000.00	\$130,000.00
QUADRO PARTNERS, INC., 295 LAFAYETTE STREET, NEW YORK, NY (https://www.google.com/maps/place/295%20LAFAYETTE%20STREET,NEW%20YORK,NY)	Graph	1	\$90,000.00	\$90,000.00	\$90,000.00	\$90,000.00
THRIVE CAPITAL MANAGEMENT, LLC, 295 LAFAYETTE STREET, NEW YORK, NY (https://www.google.com/maps/place/295%20LAFAYETTE%20STREET,NEW%20YORK,NY)	Graph	1	\$125,000.00	\$125,000.00	\$125,000.00	\$125,000.00
AXIOM GLOBAL INC., 295 LAFAYETTE STREET, NEW YORK, NY (https://www.google.com/maps/place/295%20LAFAYETTE%20STREET,NEW%20YORK,NY)	Graph	3	\$99,166.67	\$110,000.00	\$62,500.00	\$125,000.00
OSCAR INSURANCE CORPORATION, 295 LAFAYETTE STREET, NEW YORK, NY (https://www.google.com/maps/place/295%20LAFAYETTE%20STREET,NEW%20YORK,NY)	Graph	13	\$129,230.77	\$130,000.00	\$65,000.00	\$200,000.00
Totals	Graph	21	\$131,088.86	\$125,000.00	\$62,500.00	\$215,183.00

Employer Name/Worksite Address	Graph	Count	Mean Wage	Median Wage	Lowest Wage	Highest Wage
OSCAR INSURANCE CORPORATION, 295 LAFAYETTE STREET, NEW YORK, NY (https://www.google.com/maps/place/295%20LAFAYETTE%20STREET,NEW%20YORK,NY)	Graph	21	\$131,088.86	\$125,000.00	\$62,500.00	\$215,183.00
Totals	Graph	21	\$131,088.86	\$125,000.00	\$62,500.00	\$215,183.00

Latitude: 40.724517 Longitude: -73.997633

Employer Name/Worksite Address	Graph	Count	Mean Wage	Median Wage	Lowest Wage	Highest Wage
CODE AND THEORY, LLC, 575 BROADWAY, NEW YORK, NY (https://www.google.com/maps/place/575%20BROADWAY,NEW%20YORK,NY)	Graph	1	\$130,000.00	\$130,000.00	\$130,000.00	\$130,000.00
CODE AND THEORY LLC, 575 BROADWAY, NEW YORK, NY (https://www.google.com/maps/place/575%20BROADWAY,NEW%20YORK,NY)	Graph	3	\$85,000.00	\$90,000.00	\$75,000.00	\$90,000.00
Totals	Graph	4	\$96,250.00	\$90,000.00	\$75,000.00	\$130,000.00

Employer Name/Worksite Address	Graph	Count	Mean Wage	Median Wage	Lowest Wage	Highest Wage
CODE AND THEORY LLC, 575 BROADWAY, NEW YORK, NY (https://www.google.com/maps/place/575%20BROADWAY,NEW%20YORK,NY)	Graph	6	\$94,166.67	\$90,000.00	\$65,000.00	\$130,000.00
Totals	Graph	6	\$94,166.67	\$90,000.00	\$65,000.00	\$130,000.00

Latitude: 40.724525 Longitude: -73.997453

Employer Name/Worksite Address	Graph	Count	Mean Wage	Median Wage	Lowest Wage	Highest Wage
GOLDBELY, INC., 578 BROADWAY, NEW YORK, NY (https://www.google.com/maps/place/578%20BROADWAY,NEW%20YORK,NY)	Graph	1	\$110,000.00	\$110,000.00	\$110,000.00	\$110,000.00
Totals	Graph	1	\$110,000.00	\$110,000.00	\$110,000.00	\$110,000.00

Latitude: 40.724537 Longitude: -73.999655

Employer Name/Employer Address	Graph	Count	Mean Wage	Median Wage	Lowest Wage	Highest Wage
GOLDMAN PROPERTIES USA INC., 110 GREEN STREET, NEW YORK, NY (https://www.google.com/maps/place/110%20GREEN%20STREET,NEW%20YORK,NY)	Graph	1	\$75,000.00	\$75,000.00	\$75,000.00	\$75,000.00
Totals	Graph	1	\$75,000.00	\$75,000.00	\$75,000.00	\$75,000.00

Employer Name/Worksite Address	Graph	Count	Mean Wage	Median Wage	Lowest Wage	Highest Wage
GOLDMAN PROPERTIES USA INC., 110 GREENE STREET, NEW YORK, NY (https://www.google.com/maps/place/110%20GREENE%20STREET,NEW%20YORK,NY)	Graph	1	\$75,000.00	\$75,000.00	\$75,000.00	\$75,000.00
Totals	Graph	1	\$75,000.00	\$75,000.00	\$75,000.00	\$75,000.00

Latitude: 40.724565 Longitude: -73.999804

Employer Name/Worksite Address	Graph	Count	Mean Wage	Median Wage	Lowest Wage	Highest Wage
CHRISTIAN DIOR, INC., 105 GREENE STREET, NEW YORK, NY (https://www.google.com/maps/place/105%20GREENE%20STREET,NEW%20YORK,NY)	Graph	1	\$102,000.00	\$102,000.00	\$102,000.00	\$102,000.00
Totals	Graph	1	\$102,000.00	\$102,000.00	\$102,000.00	\$102,000.00

Latitude: 40.724582 Longitude: -73.983908

Employer Name/Employer Address	Graph	Count	Mean Wage	Median Wage	Lowest Wage	Highest Wage
BOWERY REAL ESTATE SYSTEMS, INC., 522 EAST 5TH STREET, NEW YORK, NY (https://www.google.com/maps/place/522%20EAST%205TH%20STREET,NEW%20YORK,NY)	Graph	1	\$115,398.00	\$115,398.00	\$115,398.00	\$115,398.00
Totals	Graph	1	\$115,398.00	\$115,398.00	\$115,398.00	\$115,398.00

Employer Name/Worksite Address	Graph	Count	Mean Wage	Median Wage	Lowest Wage	Highest Wage
BOWERY REAL ESTATE SYSTEMS, INC., 522 EAST 5TH STREET, NEW YORK, NY (https://www.google.com/maps/place/522%20EAST%205TH%20STREET,NEW%20YORK,NY)	Graph	1	\$115,398.00	\$115,398.00	\$115,398.00	\$115,398.00
Totals	Graph	1	\$115,398.00	\$115,398.00	\$115,398.00	\$115,398.00

Latitude: 40.724591 Longitude: -73.997397

Employer Name/Employer Address	Graph	Count	Mean Wage	Median Wage	Lowest Wage	Highest Wage
--------------------------------	-------	-------	-----------	-------------	-------------	--------------

Employer Name/Employer Address	Graph	Count	Mean Wage	Median Wage	Lowest Wage	Highest Wage
1000HEADS, INC., 580 BROADWAY, SUITE 201, NEW YORK, NY (https://www.google.com/maps/place/580%20BROADWAY,%20SUITE%20201,NEW%20YORK,NY)	Graph	1	\$73,000.00	\$73,000.00	\$73,000.00	\$73,000.00
IPR B&H INC., 580 BROADWAY, ROOM 1107, NEW YORK, NY (https://www.google.com/maps/place/580%20BROADWAY,%20ROOM%201107,NEW%20YORK,NY)	Graph	2	\$64,937.00	\$64,937.00	\$64,937.00	\$64,937.00
Totals	Graph	3	\$67,624.67	\$64,937.00	\$64,937.00	\$73,000.00

Employer Name/Worksite Address	Graph	Count	Mean Wage	Median Wage	Lowest Wage	Highest Wage
1000HEADS, INC., 580 BROADWAY, SUITE 201, NEW YORK, NY (https://www.google.com/maps/place/580%20BROADWAY,%20SUITE%20201,NEW%20YORK,NY)	Graph	1	\$73,000.00	\$73,000.00	\$73,000.00	\$73,000.00
Totals	Graph	1	\$73,000.00	\$73,000.00	\$73,000.00	\$73,000.00

Latitude: 40.724654 Longitude: -73.99154

Employer Name/Worksite Address	Graph	Count	Mean Wage	Median Wage	Lowest Wage	Highest Wage
KO EP LLC, 8 EXTRA PLACE, NEW YORK, NY (https://www.google.com/maps/place/8%20EXTRA%20PLACE,NEW%20YORK,NY)	Graph	1	\$75,000.00	\$75,000.00	\$75,000.00	\$75,000.00
Totals	Graph	1	\$75,000.00	\$75,000.00	\$75,000.00	\$75,000.00

Latitude: 40.724677 Longitude: -73.997498

Employer Name/Employer Address	Graph	Count	Mean Wage	Median Wage	Lowest Wage	Highest Wage
FOUNDERMADE LLC, 579 BROADWAY, SUITE 4A, NEW YORK, NY (https://www.google.com/maps/place/579%20BROADWAY,%20SUITE%204A,NEW%20YORK,NY)	Graph	1	\$120,000.00	\$120,000.00	\$120,000.00	\$120,000.00
Totals	Graph	1	\$120,000.00	\$120,000.00	\$120,000.00	\$120,000.00

Employer Name/Worksite Address	Graph	Count	Mean Wage	Median Wage	Lowest Wage	Highest Wage
FOUNDERMADE LLC, 579 BROADWAY, SUITE 4A, NEW YORK, NY (https://www.google.com/maps/place/579%20BROADWAY,%20SUITE%204A,NEW%20YORK,NY)	Graph	1	\$120,000.00	\$120,000.00	\$120,000.00	\$120,000.00
Totals	Graph	1	\$120,000.00	\$120,000.00	\$120,000.00	\$120,000.00

Latitude: 40.724683 Longitude: -73.987906

Employer Name/Worksite Address	Graph	Count	Mean Wage	Median Wage	Lowest Wage	Highest Wage
WE SHOP THAT LLC, 88 EAST 3RD ST, NEW YORK, NY (https://www.google.com/maps/place/88%20EAST%203RD%20ST,NEW%20YORK,NY)	Graph	1	\$52,000.00	\$52,000.00	\$52,000.00	\$52,000.00
Totals	Graph	1	\$52,000.00	\$52,000.00	\$52,000.00	\$52,000.00












Latitude: 40.724696 Longitude: -73.956323








Employer Name/Employer Address	Graph	Count	Mean Wage	Median Wage	Lowest Wage	Highest Wage
ACME SMOKED FISH CORP, 30 GEM STREET, BROOKLYN, NY (https://www.google.com/maps/place/30%20GEM%20STREET,BROOKLYN,NY)	Graph	4	\$64,274.50	\$62,400.00	\$46,520.00	\$74,089.00
Totals	Graph	4	\$64,274.50	\$62,400.00	\$46,520.00	\$74,089.00

Employer Name/Worksite Address	Graph	Count	Mean Wage	Median Wage	Lowest Wage	Highest Wage
--------------------------------	-------	-------	-----------	-------------	-------------	--------------



Employer Name/Worksite Address	Graph	Count	Mean Wage	Median Wage	Lowest Wage	Highest Wage
ACME SMOKED FISH CORP., 30 GEM STREET, BROOKLYN, NY (https://www.google.com/maps/place/30%20GEM%20STREET,BROOKLYN,NY)		5	\$66,237.40	\$74,089.00	\$46,520.00	\$74,089.00
Totals		5	\$66,237.40	\$74,089.00	\$46,520.00	\$74,089.00

Latitude: 40.724724 Longitude: -73.997284

Employer Name/Employer Address	Graph	Count	Mean Wage	Median Wage	Lowest Wage	Highest Wage
ALPHA UX, INC, 584 BROADWAY, NEW YORK, NY (https://www.google.com/maps/place/584%20BROADWAY,NEW%20YORK,NY)		1	\$65,000.00	\$65,000.00	\$65,000.00	\$65,000.00
ALPHA UX, INC., 584 BROADWAY, NEW YORK, NY (https://www.google.com/maps/place/584%20BROADWAY,NEW%20YORK,NY)		1	\$75,000.00	\$75,000.00	\$75,000.00	\$75,000.00
BALMORI ASSOCIATES INC, 584 BROADWAY, NEW YORK, NY (https://www.google.com/maps/place/584%20BROADWAY,NEW%20YORK,NY)		1	\$49,000.00	\$49,000.00	\$49,000.00	\$49,000.00
CETRARUDDY ARCHITECTURE D.P.C., 584 BROADWAY, SUITE 401, NEW YORK, NY (https://www.google.com/maps/place/584%20BROADWAY,%20SUITE%20401,NEW%20YORK,NY)		1	\$53,000.00	\$53,000.00	\$53,000.00	\$53,000.00
CHANTECAILLE BEAUTE INC., 584 BROADWAY, SUITE 1111, NEW YORK, NY (https://www.google.com/maps/place/584%20BROADWAY,%20SUITE%201111,NEW%20YORK,NY)		1	\$50,000.00	\$50,000.00	\$50,000.00	\$50,000.00
DOUGLAS C. WRIGHT ARCHITECTS P.C., 584 BROADWAY, NEW YORK, NY (https://www.google.com/maps/place/584%20BROADWAY,NEW%20YORK,NY)		1	\$66,000.00	\$66,000.00	\$66,000.00	\$66,000.00
VIYET INC., 584 BROADWAY, NEW YORK, NY (https://www.google.com/maps/place/584%20BROADWAY,NEW%20YORK,NY)		1	\$75,000.00	\$75,000.00	\$75,000.00	\$75,000.00
CETRARUDDY ARCHITECTURE D.P.C., 584 BROADWAY, NEW YORK, NY (https://www.google.com/maps/place/584%20BROADWAY,NEW%20YORK,NY)		2	\$65,000.00	\$48,000.00	\$48,000.00	\$82,000.00
STARTAPP INC., 584 BROADWAY STE 1206, NEW YORK, NY (https://www.google.com/maps/place/584%20BROADWAY%20STE%201206,NEW%20YORK,NY)		2	\$177,500.00	\$160,000.00	\$160,000.00	\$195,000.00
CETRARUDDY ARCHITECTURE D.P.C, 584 BROADWAY, NEW YORK, NY (https://www.google.com/maps/place/584%20BROADWAY,NEW%20YORK,NY)		3	\$52,000.00	\$50,000.00	\$48,000.00	\$58,000.00
Totals		14	\$76,714.29	\$58,000.00	\$48,000.00	\$195,000.00

Employer Name/Worksite Address	Graph	Count	Mean Wage	Median Wage	Lowest Wage	Highest Wage
CETRARUDDY ARCHITECTURE D.P.C., 584 BROADWAY, SUITE 401, NEW YORK, NY (https://www.google.com/maps/place/584%20BROADWAY,%20SUITE%20401,NEW%20YORK,NY)		1	\$53,000.00	\$53,000.00	\$53,000.00	\$53,000.00
CHANTECAILLE BEAUTE INC., 584 BROADWAY, SUITE 1111, NEW YORK, NY (https://www.google.com/maps/place/584%20BROADWAY,%20SUITE%201111,NEW%20YORK,NY)		1	\$50,000.00	\$50,000.00	\$50,000.00	\$50,000.00
FUSEFX, INC., 584 BROADWAY, SUITE 907, NEW YORK, NY (https://www.google.com/maps/place/584%20BROADWAY,%20SUITE%20907,NEW%20YORK,NY)		1	\$114,400.00	\$114,400.00	\$114,400.00	\$114,400.00
STARTAPP INC., 584 BROADWAY STE 1206, NEW YORK, NY (https://www.google.com/maps/place/584%20BROADWAY%20STE%201206,NEW%20YORK,NY)		2	\$177,500.00	\$160,000.00	\$160,000.00	\$195,000.00
MICROSOFT CORPORATION, 584 BROADWAY, SUITE 1001, NEW YORK, NY (https://www.google.com/maps/place/584%20BROADWAY,%20SUITE%201001,NEW%20YORK,NY)		7	\$137,421.43	\$135,400.00	\$122,000.00	\$164,400.00
VIYET INC., 584 BROADWAY, NEW YORK, NY (https://www.google.com/maps/place/584%20BROADWAY,NEW%20YORK,NY)		12	\$74,658.33	\$65,000.00	\$48,000.00	\$120,500.00
Totals		24	\$101,260.42	\$114,400.00	\$48,000.00	\$195,000.00

Latitude: 40.724729 Longitude: -73.909678

Employer Name/Employer Address	Graph	Count	Mean Wage	Median Wage	Lowest Wage	Highest Wage
PAXI TECHNOLOGIES, INC., 34-18 NORTHERN BLVD., LONG ISLAND CITY, NY (https://www.google.com/maps/place/34-18%20NORTHERN%20BLVD.,LONG%20ISLAND%20CITY,NY)		1	\$38,771.20	\$38,771.20	\$38,771.20	\$38,771.20
MUSA-OBREGON & ASSOCIATES, PLLC, 55-21 69TH SREEET, MASPETH, NY (https://www.google.com/maps/place/55-21%2069TH%20SREEET,MA SPETH,NY)		4	\$62,400.00	\$52,000.00	\$39,353.60	\$79,123.20

Employer Name/Employer Address	Graph	Count	Mean Wage	Median Wage	Lowest Wage	Highest Wage
Totals	Graph	5	\$57,674.24	\$52,000.00	\$38,771.20	\$79,123.20

Employer Name/Worksite Address	Graph	Count	Mean Wage	Median Wage	Lowest Wage	Highest Wage
PAXI TECHNOLOGIES, INC., 34-18 NORTHERN BLVD., LONG ISLAND CITY, NY (https://www.google.com/maps/place/34-18%20NORTHERN%20BLVD.,LONG%20ISLAND%20CITY,NY)	Graph	1	\$38,771.20	\$38,771.20	\$38,771.20	\$38,771.20
MUSA-OBREGON & ASSOCIATES, PLLC, 55-21 69TH SREET, MASPETH, NY (https://www.google.com/maps/place/55-21%2069TH%20SREET,MA SPETH,NY)	Graph	4	\$62,400.00	\$52,000.00	\$39,353.60	\$79,123.20
Totals	Graph	5	\$57,674.24	\$52,000.00	\$38,771.20	\$79,123.20

Latitude: 40.724743 Longitude: -73.722846

Employer Name/Employer Address	Graph	Count	Mean Wage	Median Wage	Lowest Wage	Highest Wage
DYNAMICS WORLD INC., 245-14 JERICHO TURNPIKE, FLORAL PARK, NY (https://www.google.com/maps/place/245-14%20JERICHO%20TURNPIKE,FLORAL%20PARK,NY)	Graph	1	\$42,806.40	\$42,806.40	\$42,806.40	\$42,806.40
Totals	Graph	1	\$42,806.40	\$42,806.40	\$42,806.40	\$42,806.40

Employer Name/Worksite Address	Graph	Count	Mean Wage	Median Wage	Lowest Wage	Highest Wage
DYNAMICS WORLD INC., 245-14 JERICHO TURNPIKE, FLORAL PARK, NY (https://www.google.com/maps/place/245-14%20JERICHO%20TURNPIKE,FLORAL%20PARK,NY)	Graph	1	\$42,806.40	\$42,806.40	\$42,806.40	\$42,806.40
Totals	Graph	1	\$42,806.40	\$42,806.40	\$42,806.40	\$42,806.40

Latitude: 40.724781 Longitude: -74.001653

Employer Name/Employer Address	Graph	Count	Mean Wage	Median Wage	Lowest Wage	Highes Wage
BAM ARCHITECTURE STUDIO DPC, 415 WEST BROADWAY 2ND FLR, NEW YORK, NY (https://www.google.com/maps/place/415%20WEST%20BROADWAY%20%202ND%20FLR,NEW%20YORK,NY)	Graph	1	\$59,000.00	\$59,000.00	\$59,000.00	\$59,000.00
BAM ARCHITECTURE STUDIO DPC, 415 WEST BROADWAY, NEW YORK, NY (https://www.google.com/maps/place/415%20WEST%20BROADWAY,NEW%20YORK,NY)	Graph	1	\$65,000.00	\$65,000.00	\$65,000.00	\$65,000.00
BAM ARCHITECTURE STUDIO, 415 WEST BROADWAY, NEW YORK, NY (https://www.google.com/maps/place/415%20WEST%20BROADWAY,NEW%20YORK,NY)	Graph	2	\$61,068.80	\$57,137.60	\$57,137.60	\$65,000.00
BAM ARCHITECTURE STUDIO DPC, 415 WEST BROADWAY, 2ND FLOOR, NEW YORK, NY (https://www.google.com/maps/place/415%20WEST%20BROADWAY,%202ND%20FLOOR,NEW%20YORK,NY)	Graph	3	\$50,000.00	\$50,000.00	\$45,000.00	\$55,000.00
Totals	Graph	7	\$56,591.09	\$57,137.60	\$45,000.00	\$65,000.00

Employer Name/Worksite Address	Graph	Count	Mean Wage	Median Wage	Lowest Wage	Highes Wage
BAM ARCHITECTURE STUDIO DPC, 415 WEST BROADWAY 2ND FLR, NEW YORK, NY (https://www.google.com/maps/place/415%20WEST%20BROADWAY%20%202ND%20FLR,NEW%20YORK,NY)	Graph	1	\$59,000.00	\$59,000.00	\$59,000.00	\$59,000.00
BAM ARCHITECTURE STUDIO DPC, 415 WEST BROADWAY, 2ND FLOOR, NEW YORK, NY (https://www.google.com/maps/place/415%20WEST%20BROADWAY,%202ND%20FLOOR,NEW%20YORK,NY)	Graph	3	\$50,000.00	\$50,000.00	\$45,000.00	\$55,000.00
BAM ARCHITECTURE STUDIO, 415 WEST BROADWAY, NEW YORK, NY (https://www.google.com/maps/place/415%20WEST%20BROADWAY,NEW%20YORK,NY)	Graph	3	\$62,379.20	\$65,000.00	\$57,137.60	\$65,000.00
Totals	Graph	7	\$56,591.09	\$57,137.60	\$45,000.00	\$65,000.00

Latitude: 40.724786 Longitude: -73.996283

Employer Name/Employer Address	Graph	Count	Mean Wage	Median Wage	Lowest Wage	Highest Wage
--------------------------------	-------	-------	-----------	-------------	-------------	--------------

Employer Name/Employer Address	Graph	Count	Mean Wage	Median Wage	Lowest Wage	Highest Wage
CARBON DISCLOSURE PROJECT (NORTH AMERICA) INC., 132 CROSBY STREET, NEW YORK, NY (https://www.google.com/maps/place/132%20CROSBY%20STREET,NEW%20YORK,NY)	Graph	1	\$42,900.00	\$42,900.00	\$42,900.00	\$42,900.00
CDP NORTH AMERICA, INC., 132 CROSBY STREET, NEW YORK, NY (https://www.google.com/maps/place/132%20CROSBY%20STREET,NEW%20YORK,NY)	Graph	1	\$42,900.00	\$42,900.00	\$42,900.00	\$42,900.00
Totals	Graph	2	\$42,900.00	\$42,900.00	\$42,900.00	\$42,900.00

Employer Name/Worksite Address	Graph	Count	Mean Wage	Median Wage	Lowest Wage	Highest Wage
CARBON DISCLOSURE PROJECT (NORTH AMERICA) INC., 132 CROSBY STREET, NEW YORK, NY (https://www.google.com/maps/place/132%20CROSBY%20STREET,NEW%20YORK,NY)	Graph	2	\$42,900.00	\$42,900.00	\$42,900.00	\$42,900.00
Totals	Graph	2	\$42,900.00	\$42,900.00	\$42,900.00	\$42,900.00

Latitude: 40.724857 Longitude: -73.997172

Employer Name/Employer Address	Graph	Count	Mean Wage	Median Wage	Lowest Wage	Highest Wage
LOEFFLER RANDALL INC., 588 BROADWAY, NEW YORK, NY (https://www.google.com/maps/place/588%20BROADWAY,NEW%20YORK,NY)	Graph	1	\$90,000.00	\$90,000.00	\$90,000.00	\$90,000.00
Totals	Graph	1	\$90,000.00	\$90,000.00	\$90,000.00	\$90,000.00

Employer Name/Worksite Address	Graph	Count	Mean Wage	Median Wage	Lowest Wage	Highest Wage
STUDIOS ARCHITECTURE, 588 BROADWAY, NEW YORK, NY (https://www.google.com/maps/place/588%20BROADWAY,NEW%20YORK,NY)	Graph	4	\$78,750.00	\$63,000.00	\$47,600.00	\$114,400.00
Totals	Graph	4	\$78,750.00	\$63,000.00	\$47,600.00	\$114,400.00

Latitude: 40.724929 Longitude: -74.007648

Employer Name/Employer Address	Graph	Count	Mean Wage	Median Wage	Lowest Wage	Highest Wage
MOMENTUM-NA, INC., 250 HUDSON STREET, NEW YORK, NY (https://www.google.com/maps/place/250%20HUDSON%20STREET,NEW%20YORK,NY)	Graph	1	\$110,000.00	\$110,000.00	\$110,000.00	\$110,000.00
SOPEXA/FOOD & WINES FROM FRANCE, INC., 250 HUDSON STREET, NEW YORK, NY (https://www.google.com/maps/place/250%20HUDSON%20STREET,NEW%20YORK,NY)	Graph	1	\$64,000.00	\$64,000.00	\$64,000.00	\$64,000.00
COLLECTIVE, INC., 250 HUDSON STREET, NEW YORK, NY (https://www.google.com/maps/place/250%20HUDSON%20STREET,NEW%20YORK,NY)	Graph	3	\$218,333.33	\$160,000.00	\$145,000.00	\$350,000.00
Totals	Graph	5	\$165,800.00	\$145,000.00	\$64,000.00	\$350,000.00

Employer Name/Worksite Address	Graph	Count	Mean Wage	Median Wage	Lowest Wage	Highest Wage
DANIEL J. EDELMAN, INC., 250 HUDSON, NEW YORK, NY (https://www.google.com/maps/place/250%20HUDSON,NEW%20YORK,NY)	Graph	2	\$86,500.00	\$75,000.00	\$75,000.00	\$98,000.00
COLLECTIVE, INC., 250 HUDSON STREET, NEW YORK, NY (https://www.google.com/maps/place/250%20HUDSON%20STREET,NEW%20YORK,NY)	Graph	10	\$167,901.54	\$145,000.00	\$64,000.00	\$350,000.00
Totals	Graph	12	\$154,334.62	\$110,000.00	\$64,000.00	\$350,000.00

Latitude: 40.724935 Longitude: -73.992246

Employer Name/Employer Address	Graph	Count	Mean Wage	Median Wage	Lowest Wage	Highest Wage
INFINICARE INC., 90 BOWERY ST., NEW YORK, NY (https://www.google.com/maps/place/90%20BOWERY%20ST.,NEW%20YORK,NY)	Graph	1	\$79,040.00	\$79,040.00	\$79,040.00	\$79,040.00
Totals	Graph	1	\$79,040.00	\$79,040.00	\$79,040.00	\$79,040.00

Employer Name/Worksite Address	Graph	Count	Mean Wage	Median Wage	Lowest Wage	Highest Wage
INFINICARE INC., 90 BOWERY ST., NEW YORK, NY (https://www.google.com/maps/place/90%20BOWERY%20ST.,NEW%20YORK,NY)	Graph	1	\$79,040.00	\$79,040.00	\$79,040.00	\$79,040.00
Totals	Graph	1	\$79,040.00	\$79,040.00	\$79,040.00	\$79,040.00

Latitude: 40.724948 Longitude: -74.00598

Employer Name/Employer Address	Graph	Count	Mean Wage	Median Wage	Lowest Wage	Highest Wage
INNER VIEW, INC., 121 VARICK STREET, NEW YORK, NY (https://www.google.com/maps/place/121%20VARICK%20STREET,NEW%20YORK,NY)	Graph	1	\$52,000.00	\$52,000.00	\$52,000.00	\$52,000.00
TONYCHI & ASSOCIATES, 121 VARICK ST., NEW YORK, NY (https://www.google.com/maps/place/121%20VARICK%20ST.,NEW%20YORK,NY)	Graph	1	\$60,000.00	\$60,000.00	\$60,000.00	\$60,000.00
INNER VIEW INC., 121 VARICK STREET 5TH FLOOR, NEW YORK, NY (https://www.google.com/maps/place/121%20VARICK%20STREET%205TH%20FLOOR,NEW%20YORK,NY)	Graph	2	\$81,000.00	\$57,000.00	\$57,000.00	\$105,000.00
INNER VIEW, INC., 121 VARICK ST., NEW YORK, NY (https://www.google.com/maps/place/121%20VARICK%20ST.,NEW%20YORK,NY)	Graph	2	\$56,000.00	\$52,000.00	\$52,000.00	\$60,000.00
INNER VIEW INC., 121 VARICK STREET, NEW YORK, NY (https://www.google.com/maps/place/121%20VARICK%20STREET,NEW%20YORK,NY)	Graph	4	\$47,500.00	\$40,000.00	\$40,000.00	\$65,000.00
Totals	Graph	10	\$57,600.00	\$52,000.00	\$40,000.00	\$105,000.00

Employer Name/Worksite Address	Graph	Count	Mean Wage	Median Wage	Lowest Wage	Highest Wage
INNER VIEW INC., 121 VARICK STREET, NEW YORK, NY (https://www.google.com/maps/place/121%20VARICK%20STREET,NEW%20YORK,NY)	Graph	10	\$57,600.00	\$52,000.00	\$40,000.00	\$105,000.00
Totals	Graph	10	\$57,600.00	\$52,000.00	\$40,000.00	\$105,000.00

Latitude: 40.724992 Longitude: -74.000344

Employer Name/Employer Address	Graph	Count	Mean Wage	Median Wage	Lowest Wage	Highest Wage
24 SEVEN, LLC, 120 WOOSTER STREET, NEW YORK, NY (https://www.google.com/maps/place/120%20WOOSTER%20STREET,NEW%20YORK,NY)	Graph	1	\$70,000.00	\$70,000.00	\$70,000.00	\$70,000.00
VISTAJET US, INC, 120 WOOSTER STREET, NEW YORK, NY (https://www.google.com/maps/place/120%20WOOSTER%20STREET,NEW%20YORK,NY)	Graph	1	\$300,000.00	\$300,000.00	\$300,000.00	\$300,000.00
VISTAJET US, INC., 120 WOOSTER STREET, NEW YORK, NY (https://www.google.com/maps/place/120%20WOOSTER%20STREET,NEW%20YORK,NY)	Graph	1	\$110,000.00	\$110,000.00	\$110,000.00	\$110,000.00
Totals	Graph	3	\$160,000.00	\$110,000.00	\$70,000.00	\$300,000.00

Employer Name/Worksite Address	Graph	Count	Mean Wage	Median Wage	Lowest Wage	Highest Wage
24 SEVEN, LLC, 120 WOOSTER ST, NEW YORK, NY (https://www.google.com/maps/place/120%20WOOSTER%20ST,NEW%20YORK,NY)	Graph	1	\$70,000.00	\$70,000.00	\$70,000.00	\$70,000.00
CASHMERE HOUSE, INC., 120 WOOSTER STREET, NEW YORK, NY (https://www.google.com/maps/place/120%20WOOSTER%20STREET,NEW%20YORK,NY)	Graph	2	\$137,500.00	\$110,000.00	\$110,000.00	\$165,000.00
Totals	Graph	3	\$115,000.00	\$110,000.00	\$70,000.00	\$165,000.00

Latitude: 40.725057 Longitude: -73.997003

Employer Name/Employer Address	Graph	Count	Mean Wage	Median Wage	Lowest Wage	Highest Wage
BIODIGITAL, INC., 594 BROADWAY, SUITE 1101, NEW YORK, NY (https://www.google.com/maps/place/594%20BROADWAY,%20SUITE%201101,NEW%20YORK,NY)	Graph	1	\$100,000.00	\$100,000.00	\$100,000.00	\$100,000.00
COLETTE MALOUF INC., 594 BROADWAY, SUITE 1216, NEW YORK, NY (https://www.google.com/maps/place/594%20BROADWAY,%20SUITE%201216,NEW%20YORK,NY)	Graph	1	\$62,000.00	\$62,000.00	\$62,000.00	\$62,000.00

Employer Name/Employer Address	Graph	Count	Mean Wage	Median Wage	Lowest Wage	Highest Wage
FLAVORPILL PRODUCTIONS LLC, 594 BROADWAY, NEW YORK, NY (https://www.google.com/maps/place/594%20BROADWAY,NEW%20YORK,NY)	Graph	1	\$98,000.00	\$98,000.00	\$98,000.00	\$98,000.00
LOCI ARCHITECTURE PC, 594 BROADWAY, NEW YORK, NY (https://www.google.com/maps/place/594%20BROADWAY,NEW%20YORK,NY)	Graph	1	\$70,000.00	\$70,000.00	\$70,000.00	\$70,000.00
MAGNUM MANAGEMENT LLC, 594 BROADWAY, SUITE 1010, NEW YORK, NY (https://www.google.com/maps/place/594%20BROADWAY,%20SUITE%201010,NEW%20YORK,NY)	Graph	1	\$105,800.00	\$105,800.00	\$105,800.00	\$105,800.00
PULSD INC., 594 BROADWAY, NEW YORK, NY (https://www.google.com/maps/place/594%20BROADWAY,NEW%20YORK,NY)	Graph	1	\$90,000.00	\$90,000.00	\$90,000.00	\$90,000.00
ELYSIUM HEALTH, INC., 594 BROADWAY, NEW YORK, NY (https://www.google.com/maps/place/594%20BROADWAY,NEW%20YORK,NY)	Graph	2	\$127,500.00	\$125,000.00	\$125,000.00	\$130,000.00
NOBLE DESKTOP LLC, 594 BROADWAY, NEW YORK, NY (https://www.google.com/maps/place/594%20BROADWAY,NEW%20YORK,NY)	Graph	2	\$39,520.00	\$39,520.00	\$39,520.00	\$39,520.00
Totals	Graph	10	\$85,984.00	\$90,000.00	\$39,520.00	\$130,000.00

Employer Name/Worksite Address	Graph	Count	Mean Wage	Median Wage	Lowest Wage	Highest Wage
BIODIGITAL, INC., 594 BROADWAY, SUITE 1101, NEW YORK, NY (https://www.google.com/maps/place/594%20BROADWAY,%20SUITE%201101,NEW%20YORK,NY)	Graph	1	\$100,000.00	\$100,000.00	\$100,000.00	\$100,000.00
COLETTE MALOUF INC., 594 BROADWAY, SUITE 1216, NEW YORK, NY (https://www.google.com/maps/place/594%20BROADWAY,%20SUITE%201216,NEW%20YORK,NY)	Graph	1	\$62,000.00	\$62,000.00	\$62,000.00	\$62,000.00
MAGNUM MANAGEMENT LLC, 594 BROADWAY, SUITE 1010, NEW YORK, NY (https://www.google.com/maps/place/594%20BROADWAY,%20SUITE%201010,NEW%20YORK,NY)	Graph	1	\$105,800.00	\$105,800.00	\$105,800.00	\$105,800.00
PULSD INC., 594 BROADWAY, NEW YORK, NY (https://www.google.com/maps/place/594%20BROADWAY,NEW%20YORK,NY)	Graph	8	\$88,390.75	\$90,000.00	\$39,520.00	\$130,000.00
Totals	Graph	11	\$88,629.64	\$98,000.00	\$39,520.00	\$130,000.00

Latitude: 40.725138 Longitude: -73.239704

Employer Name/Worksite Address	Graph	Count	Mean Wage	Median Wage	Lowest Wage	Highest Wage
NORTHWELL HEALTH, 301 E MAIN STREET, BAY SHORE, NY (https://www.google.com/maps/place/301%20E%20MAIN%20STREET,BAY%20SHORE,NY)	Graph	1	\$230,000.00	\$230,000.00	\$230,000.00	\$230,000.00
NORTHWELL HEALTH, 301 E. MAIN STREET, BAY SHORE, NY (https://www.google.com/maps/place/301%20E.%20MAIN%20STREET,BAY%20SHORE,NY)	Graph	3	\$120,000.00	\$70,000.00	\$70,000.00	\$220,000.00
Totals	Graph	4	\$147,500.00	\$70,000.00	\$70,000.00	\$230,000.00

Latitude: 40.725139 Longitude: -73.550652

Employer Name/Employer Address	Graph	Count	Mean Wage	Median Wage	Lowest Wage	High Wa
S & R, IT, INC., 2310 HEMPSTEAD TPKE, SUITE 203, EAST MEADOW, NY (https://www.google.com/maps/place/2310%20HEMPSTEAD%20TPKE,%20SUITE%20203,EAST%20MEADOW,NY)	Graph	7	\$60,571.43	\$60,500.00	\$60,500.00	\$61,000.00
Totals	Graph	7	\$60,571.43	\$60,500.00	\$60,500.00	\$61,000.00

Employer Name/Worksite Address	Graph	Count	Mean Wage	Median Wage	Lowest Wage	Highest Wage
S & R, IT, INC., 2310 HEMPSTEAD TPKE, EAST MEADOW, NY (https://www.google.com/maps/place/2310%20HEMPSTEAD%20TPKE,EAST%20MEADOW,NY)	Graph	6	\$60,500.00	\$60,500.00	\$60,500.00	\$60,500.00
Totals	Graph	6	\$60,500.00	\$60,500.00	\$60,500.00	\$60,500.00

Latitude: 40.725153 Longitude: -73.753209

Employer Name/Worksite Address	Graph	Count	Mean Wage	Median Wage	Lowest Wage	Highest Wage
--------------------------------	-------	-------	-----------	-------------	-------------	--------------

Employer Name/Worksite Address	Graph	Count	Mean Wage	Median Wage	Lowest Wage	Highest Wage
GRANDISON MANAGEMENT, INC., 212-40 HILLSIDE AVENUE, QUEENS VILLAGE, NY (https://www.google.com/maps/place/212-40%20HILLSIDE%20AVENUE,QUEENS%20VILLAGE,NY)	Graph	10	\$65,748.80	\$65,748.80	\$65,748.80	\$65,748.80
Totals	Graph	10	\$65,748.80	\$65,748.80	\$65,748.80	\$65,748.80

Latitude: 40.72519 Longitude: -73.99689

Employer Name/Employer Address	Graph	Count	Mean Wage	Median Wage	Lowest Wage	Highest Wage
BRIGHTWIRE INC., 598 BROADWAY, NEW YORK, NY (https://www.google.com/maps/place/598%20BROADWAY,NEW%20YORK,NY)	Graph	3	\$62,500.00	\$60,000.00	\$60,000.00	\$67,500.00
Totals	Graph	3	\$62,500.00	\$60,000.00	\$60,000.00	\$67,500.00

Employer Name/Worksite Address	Graph	Count	Mean Wage	Median Wage	Lowest Wage	Highest Wage
BRIGHTWIRE INC., 598 BROADWAY, NEW YORK, NY (https://www.google.com/maps/place/598%20BROADWAY,NEW%20YORK,NY)	Graph	1	\$67,500.00	\$67,500.00	\$67,500.00	\$67,500.00
Totals	Graph	1	\$67,500.00	\$67,500.00	\$67,500.00	\$67,500.00

Latitude: 40.725203 Longitude: -73.998021

Employer Name/Employer Address	Graph	Count	Mean Wage	Median Wage	Lowest Wage	Highest Wage
DALLIMORE & CO., INC., 160 MERCER STREET, NEW YORK, NY (https://www.google.com/maps/place/160%20MERCER%20STREET,NEW%20YORK,NY)	Graph	1	\$90,000.00	\$90,000.00	\$90,000.00	\$90,000.00
MARNI USA CORPORATION, 160 MERCER STREET, NEW YORK, NY (https://www.google.com/maps/place/160%20MERCER%20STREET,NEW%20YORK,NY)	Graph	1	\$65,000.00	\$65,000.00	\$65,000.00	\$65,000.00
Totals	Graph	2	\$77,500.00	\$65,000.00	\$65,000.00	\$90,000.00

Employer Name/Worksite Address	Graph	Count	Mean Wage	Median Wage	Lowest Wage	Highest Wage
DALLIMORE & CO., INC., 160 MERCER STREET, NEW YORK, NY (https://www.google.com/maps/place/160%20MERCER%20STREET,NEW%20YORK,NY)	Graph	2	\$77,500.00	\$65,000.00	\$65,000.00	\$90,000.00
Totals	Graph	2	\$77,500.00	\$65,000.00	\$65,000.00	\$90,000.00

Latitude: 40.725274 Longitude: -73.995092

Employer Name/Employer Address	Graph	Count	Mean Wage	Median Wage	Lowest Wage	Highest Wage
SOHO LOFTS NYC LLC, 319 LAFAYETTE ST, NEW YORK, NY (https://www.google.com/maps/place/319%20LAFAYETTE%20ST,NEW%20YORK,NY)	Graph	1	\$55,764.80	\$55,764.80	\$55,764.80	\$55,764.80
Totals	Graph	1	\$55,764.80	\$55,764.80	\$55,764.80	\$55,764.80

Employer Name/Worksite Address	Graph	Count	Mean Wage	Median Wage	Lowest Wage	Highest Wage
SOHO LOFTS NYC LLC, 319 LAFAYETTE STREET, NEW YORK, NY (https://www.google.com/maps/place/319%20LAFAYETTE%20STREET,NEW%20YORK,NY)	Graph	1	\$55,764.80	\$55,764.80	\$55,764.80	\$55,764.80
Totals	Graph	1	\$55,764.80	\$55,764.80	\$55,764.80	\$55,764.80

Latitude: 40.72529 Longitude: -73.953604

Employer Name/Worksite Address	Graph	Count	Mean Wage	Median Wage	Lowest Wage	Highest Wage
--------------------------------	-------	-------	-----------	-------------	-------------	--------------

Employer Name/Worksite Address	Graph	Count	Mean Wage	Median Wage	Lowest Wage	Highest Wage
KRONOS INCORPORATED, 128 GUERNSEY STREET, BROOKLYN, NY (https://www.google.com/maps/place/128%20GUERNSEY%20STREET,BROOKLYN,NY)	Graph	1	\$128,382.00	\$128,382.00	\$128,382.00	\$128,382.00
Totals	Graph	1	\$128,382.00	\$128,382.00	\$128,382.00	\$128,382.00

Latitude: 40.725295 Longitude: -73.996974

Employer Name/Employer Address	Graph	Count	Mean Wage	Median Wage	Lowest Wage	Highest Wage
214 BRANDING INC, 599 BROADWAY, NEW YORK, NY (https://www.google.com/maps/place/599%20BROADWAY,NEW%20YORK,NY)	Graph	1	\$60,000.00	\$60,000.00	\$60,000.00	\$60,000.00
CLARITY MONEY, INC., 599 BROADWAY, NEW YORK, NY (https://www.google.com/maps/place/599%20BROADWAY,NEW%20YORK,NY)	Graph	1	\$75,000.00	\$75,000.00	\$75,000.00	\$75,000.00
MKG PRODUCTIONS, INC., 599 BROADWAY, NEW YORK, NY (https://www.google.com/maps/place/599%20BROADWAY,NEW%20YORK,NY)	Graph	2	\$94,621.00	\$80,000.00	\$80,000.00	\$109,242.00
Totals	Graph	4	\$81,060.50	\$75,000.00	\$60,000.00	\$109,242.00

Employer Name/Worksite Address	Graph	Count	Mean Wage	Median Wage	Lowest Wage	Highest Wage
214 BRANDING INC, 599 BROADWAY, NEW YORK, NY (https://www.google.com/maps/place/599%20BROADWAY,NEW%20YORK,NY)	Graph	4	\$81,060.50	\$75,000.00	\$60,000.00	\$109,242.00
Totals	Graph	4	\$81,060.50	\$75,000.00	\$60,000.00	\$109,242.00

Latitude: 40.725335 Longitude: -73.706093

Employer Name/Employer Address	Graph	Count	Mean Wage	Median Wage	Lowest Wage	Highest Wage
ALL AREA REALTY SERVICES INC., 99 TULIP AVENUE #302, FLORAL PARK, NY (https://www.google.com/maps/place/99%20TULIP%20AVENUE%20#302,FLORAL%20PARK,NY)	Graph	1	\$38,979.20	\$38,979.20	\$38,979.20	\$38,979.20
Totals	Graph	1	\$38,979.20	\$38,979.20	\$38,979.20	\$38,979.20

Employer Name/Worksite Address	Graph	Count	Mean Wage	Median Wage	Lowest Wage	Highest Wage
ALL AREA REALTY SERVICES INC., 99 TULIP AVENUE #302, NASSAU, NY (https://www.google.com/maps/place/99%20TULIP%20AVENUE%20#302,NASSAU,NY)	Graph	1	\$38,979.20	\$38,979.20	\$38,979.20	\$38,979.20
Totals	Graph	1	\$38,979.20	\$38,979.20	\$38,979.20	\$38,979.20

Latitude: 40.72537 Longitude: -73.553907

Employer Name/Employer Address	Graph	Count	Mean Wage	Median Wage	Lowest Wage	Highest Wage
NASSAU HEALTH CARE FOUNDATION, INC, 2201 HEMPSTEAD TURNPIKE, EAST MEADOW, NY (https://www.google.com/maps/place/2201%20HEMPSTEAD%20TURNPIKE,EAST%20MEADOW,NY)	Graph	1	\$62,857.60	\$62,857.60	\$62,857.60	\$62,857.60
Totals	Graph	1	\$62,857.60	\$62,857.60	\$62,857.60	\$62,857.60

Employer Name/Worksite Address	Graph	Count	Mean Wage	Median Wage	Lowest Wage	Highest Wage
NASSAU HEALTH CARE FOUNDATION, INC, 2201 HEMPSTEAD TURNPIKE, EAST MEADOW, NY (https://www.google.com/maps/place/2201%20HEMPSTEAD%20TURNPIKE,EAST%20MEADOW,NY)	Graph	1	\$62,857.60	\$62,857.60	\$62,857.60	\$62,857.60
Totals	Graph	1	\$62,857.60	\$62,857.60	\$62,857.60	\$62,857.60

Latitude: 40.725381 Longitude: -74.00025

Employer Name/Worksite Address	Graph	Count	Mean Wage	Median Wage	Lowest Wage	Highest Wage
MAKE-UP ART COSMETICS INC., 130 PRINCE STREET, NEW YORK, NY (https://www.google.com/maps/place/130%20PRINCE%20STREET,NEW%20YORK,NY)	Graph	5	\$105,630.00	\$80,000.00	\$59,000.00	\$158,000.00
Totals	Graph	5	\$105,630.00	\$80,000.00	\$59,000.00	\$158,000.00

Latitude: 40.725387 Longitude: -73.997867

Employer Name/Worksite Address	Graph	Count	Mean Wage	Median Wage	Lowest Wage	Highest Wage
WILLIAMS NEW YORK LLC, 166 MERCER STREET, NEW YORK, NY (https://www.google.com/maps/place/166%20MERCER%20STREET,NEW%20YORK,NY)	Graph	1	\$75,000.00	\$75,000.00	\$75,000.00	\$75,000.00
Totals	Graph	1	\$75,000.00	\$75,000.00	\$75,000.00	\$75,000.00

Employer Name/Worksite Address	Graph	Count	Mean Wage	Median Wage	Lowest Wage	Highest Wage
WILLIAMS NEW YORK LLC, 166 MERCER STREET, NEW YORK, NY (https://www.google.com/maps/place/166%20MERCER%20STREET,NEW%20YORK,NY)	Graph	1	\$75,000.00	\$75,000.00	\$75,000.00	\$75,000.00
Totals	Graph	1	\$75,000.00	\$75,000.00	\$75,000.00	\$75,000.00

Latitude: 40.725426 Longitude: -74.005891

Employer Name/Worksite Address	Graph	Count	Mean Wage	Median Wage	Lowest Wage	Highest Wage
GENSCAPE, INC., 131 VARICK STREET, NEW YORK, NY (https://www.google.com/maps/place/131%20VARICK%20STREET,NEW%20YORK,NY)	Graph	1	\$90,813.00	\$90,813.00	\$90,813.00	\$90,813.00
Totals	Graph	1	\$90,813.00	\$90,813.00	\$90,813.00	\$90,813.00

Latitude: 40.725514 Longitude: -73.999903

Employer Name/Worksite Address	Graph	Count	Mean Wage	Median Wage	Lowest Wage	Highest Wage
POP UP MOB LLC, 138 WOOSTER STREET, NEW YORK, NY (https://www.google.com/maps/place/138%20WOOSTER%20STREET,NEW%20YORK,NY)	Graph	1	\$48,000.00	\$48,000.00	\$48,000.00	\$48,000.00
Totals	Graph	1	\$48,000.00	\$48,000.00	\$48,000.00	\$48,000.00

Employer Name/Worksite Address	Graph	Count	Mean Wage	Median Wage	Lowest Wage	Highest Wage
POP UP MOB LLC, 138 WOOSTER STREET, NEW YORK, NY (https://www.google.com/maps/place/138%20WOOSTER%20STREET,NEW%20YORK,NY)	Graph	1	\$48,000.00	\$48,000.00	\$48,000.00	\$48,000.00
Totals	Graph	1	\$48,000.00	\$48,000.00	\$48,000.00	\$48,000.00

Latitude: 40.725515 Longitude: -73.996615

Employer Name/Worksite Address	Graph	Count	Mean Wage	Median Wage	Lowest Wage	Highest Wage
ANCHORAGE CAPITAL GROUP L.L.C., 610 BROADWAY, NEW YORK, NY (https://www.google.com/maps/place/610%20BROADWAY,NEW%20YORK,NY)	Graph	4	\$113,750.00	\$110,000.00	\$110,000.00	\$125,000.00
Totals	Graph	4	\$113,750.00	\$110,000.00	\$110,000.00	\$125,000.00

Employer Name/Worksite Address	Graph	Count	Mean Wage	Median Wage	Lowest Wage	Highest Wage
ARGONAUT MANAGEMENT SERVICES, INC., 610 BROADWAY, 4TH FLOOR, NEW YORK, NY (https://www.google.com/maps/place/610%20BROADWAY,%204TH%20FLOOR,NEW%20YORK,NY)	Graph	3	\$125,089.00	\$125,000.00	\$80,267.00	\$170,000.00

Employer Name/Worksite Address	Graph	Count	Mean Wage	Median Wage	Lowest Wage	Highest Wage
ANCHORAGE CAPITAL GROUP L.L.C., 610 BROADWAY, NEW YORK, NY (https://www.google.com/maps/place/610%20BROADWAY,NEW%20YORK,NY)	Graph	4	\$113,750.00	\$110,000.00	\$110,000.00	\$125,000.00
Totals	Graph	7	\$118,609.57	\$110,000.00	\$80,267.00	\$170,000.00

Latitude: 40.725536 Longitude: -73.633373

Employer Name/Worksite Address	Graph	Count	Mean Wage	Median Wage	Lowest Wage	Highest Wage
WINTHROP UNIVERSITY HOSPITAL, 233 7TH STREET, GARDEN CITY, NY (https://www.google.com/maps/place/233%207TH%20STREET,GARDEN%20CITY,NY)	Graph	1	\$66,465.00	\$66,465.00	\$66,465.00	\$66,465.00
Totals	Graph	1	\$66,465.00	\$66,465.00	\$66,465.00	\$66,465.00

Latitude: 40.725581 Longitude: -73.998078

Employer Name/Employer Address	Graph	Count	Mean Wage	Median Wage	Lowest Wage	High Wa
ARTSINDIA COM LLC AICON GALLERY, AICON GALLERY, NEW YORK, NY (https://www.google.com/maps/place/AICON%20GALLERY,NEW%20YORK,NY)	Graph	1	\$47,403.00	\$47,403.00	\$47,403.00	\$47,403.00
ATELIER ACE LLC, 7 W 30TH STREET, NEW YORK, NY (https://www.google.com/maps/place/7%20W%2030TH%20STREET,NEW%20YORK,NY)	Graph	1	\$55,000.00	\$55,000.00	\$55,000.00	\$55,000.00
AVROKO HOSPITALITY GROUP, 224 CENTRE STREET. FLOOR 3, NEW YORK, NY (https://www.google.com/maps/place/224%20CENTRE%20STREET.%20FLOOR%203,NEW%20YORK,NY)	Graph	1	\$90,000.00	\$90,000.00	\$90,000.00	\$90,000.00
BARCLAIS CPA, LLC, 200 MADISON AVENUE, SUITE 1901, NEW YORK, NY (https://www.google.com/maps/place/200%20MADISON%20AVENUE,%20SUITE%201901,NEW%20YORK,NY)	Graph	1	\$57,000.00	\$57,000.00	\$57,000.00	\$57,000.00
GRAILED, INC, 155 WOOSTER ST, FL 8, NEW YORK, NY (https://www.google.com/maps/place/155%20WOOSTER%20ST,%20FL%208,NEW%20YORK,NY)	Graph	1	\$130,000.00	\$130,000.00	\$130,000.00	\$130,000.00
HANDSHAKE CORP, 627 BROADWAY, LEVEL 9, NEW YORK, NY (https://www.google.com/maps/place/627%20BROADWAY,%20LEVEL%209,NEW%20YORK,NY)	Graph	1	\$160,000.00	\$160,000.00	\$160,000.00	\$160,000.00
JOE & THE JUICE US HOLDINGS INC., 67 73 SPRING STREET, NEW YORK, NY (https://www.google.com/maps/place/67%2073%20SPRING%20STREET,NEW%20YORK,NY)	Graph	1	\$118,331.00	\$118,331.00	\$118,331.00	\$118,331.00
NEIGHBOR MARKETING, INC., 175 VARIK ST., NEW YORK, NY (https://www.google.com/maps/place/175%20VARIK%20ST.,NEW%20YORK,NY)	Graph	1	\$85,000.00	\$85,000.00	\$85,000.00	\$85,000.00
OPENDEAL INC., REPUBLIC, NEW YORK, NY (https://www.google.com/maps/place/REPUBLIC,NEW%20YORK,NY)	Graph	1	\$110,000.00	\$110,000.00	\$110,000.00	\$110,000.00
POLTRONA FRAU GROUP NORTH AMERICA INC, 151 WOOSTER STREET 2FLOOR, NEW YORK, NY (https://www.google.com/maps/place/151%20WOOSTER%20STREET%202FLOOR,NEW%20YORK,NY)	Graph	1	\$43,772.00	\$43,772.00	\$43,772.00	\$43,772.00
RECORD CREATIVE LLC, 178 MULBERRY ST, 14, NEW YORK, NY (https://www.google.com/maps/place/178%20MULBERRY%20ST,%2014,NEW%20YORK,NY)	Graph	1	\$55,000.00	\$55,000.00	\$55,000.00	\$55,000.00
NEW YORK UNIVERSITY, OFFICE OF GLOBAL SERVICES, NEW YORK, NY (https://www.google.com/maps/place/OFFICE%20OF%20GLOBAL%20SERVICES,NEW%20YORK,NY)	Graph	2	\$110,000.00	\$110,000.00	\$110,000.00	\$110,000.00
YOGA DOME LLC, 178 MULBERRY STREET, 14, NEW YORK, NY (https://www.google.com/maps/place/178%20MULBERRY%20STREET,%2014,NEW%20YORK,NY)	Graph	2	\$45,000.00	\$45,000.00	\$45,000.00	\$45,000.00
Totals	Graph	15	\$84,100.40	\$85,000.00	\$43,772.00	\$160,000.00

Employer Name/Worksite Address	Graph	Count	Mean Wage	
ALPHA UX, INC., 584 BROADWAY SUITE 510, NEW YORK, NY (https://www.google.com/maps/place/584%20BROADWAY%20SUITE%20510,NEW%20YORK,NY)	Graph	1	\$75,000.00	\$
ASHE LEANDRO LLC, ASHE LEANDRO, NEW YORK, NY (https://www.google.com/maps/place/ASHE%20LEANDRO,NEW%20YORK,NY)	Graph	1	\$80,000.00	\$
ATELIER ACE LLC, 7 W 30TH STREET, NEW YORK, NY (https://www.google.com/maps/place/7%20W%2030TH%20STREET,NEW%20YORK,NY)	Graph	1	\$55,000.00	\$
AVROKO HOSPITALITY GROUP, 224 CENTRE STREET. FLOOR 3, NEW YORK, NY (https://www.google.com/maps/place/224%20CENTRE%20STREET.%20FLOOR%203,NEW%20YORK,NY)	Graph	1	\$90,000.00	\$
ESSENTIAL PUBLICATIONS US LLC, 14 E 14TH STREET, NEW YORK, NY (https://www.google.com/maps/place/14%20E%2014TH%20STREET,NEW%20YORK,NY)	Graph	1	\$96,574.00	\$

Employer Name/Worksite Address	Graph	Count	Mean Wage	
GRAILED, INC, 155 WOOSTER ST, FL 8, NEW YORK, NY (https://www.google.com/maps/place/155%20WOOSTER%20ST,%20FL%208,NEW%20YORK,NY)	Graph	1	\$130,000.00	\$1
HANDSHAKE CORP, 627 BROADWAY, LEVEL 9, NEW YORK, NY (https://www.google.com/maps/place/627%20BROADWAY,%20LEVEL%209,NEW%20YORK,NY)	Graph	1	\$160,000.00	\$1
HATHERSAGE CAPITAL MANGEMENT, LLC, 77 BLEECKER STREET, PH25, NEW YORK, NY (https://www.google.com/maps/place/77%20BLEECKER%20STREET,%20PH25,NEW%20YORK,NY)	Graph	1	\$232,000.00	\$2
IT CATS, LLC, SCHOLASTIC, NEW YORK, NY (https://www.google.com/maps/place/SCHOLASTIC,NEW%20YORK,NY)	Graph	1	\$85,000.00	\$
JOE & THE JUICE US HOLDINGS INC., 67 73 SPRING STREET, NEW YORK, NY (https://www.google.com/maps/place/67%2073%20SPRING%20STREET,NEW%20YORK,NY)	Graph	1	\$118,331.00	\$1
KULE LLC, KULE, LLC, NEW YORK, NY (https://www.google.com/maps/place/KULE,%20LLC,NEW%20YORK,NY)	Graph	1	\$42,890.00	\$
MAN REPELLER, LLC, MAN REPELLER, LLC, NEW YORK, NY (https://www.google.com/maps/place/MAN%20REPELLER,%20LLC,NEW%20YORK,NY)	Graph	1	\$75,000.00	\$
NEIGHBOR MARKETING, INC., 175 VARIK ST., NEW YORK CITY, NY (https://www.google.com/maps/place/175%20VARIK%20ST.,NEW%20YORK%20CITY,NY)	Graph	1	\$85,000.00	\$
NEW YORK UNIVERSITY, HISTORY DEPT, NEW YORK, NY (https://www.google.com/maps/place/HISTORY%20DEPT,NEW%20YORK,NY)	Graph	1	\$108,000.00	\$1
NEW YORK UNIVERSITY, NYU SCHOOL OF LAW - INFORMATION LAW INSTITUTE, NEW YORK, NY (https://www.google.com/maps/place/NYU%20SCHOOL%20OF%20LAW%20-%20INFORMATION%20LAW%20INSTITUTE,NEW%20YORK,NY)	Graph	1	\$62,016.00	\$
NEW YORK UNIVERSITY, NYU STEINHARDT, COMMUNICATIVE SCIENCES & DISORDERS, NEW YORK, NY (https://www.google.com/maps/place/NYU%20STEINHARDT,%20COMMUNICATIVE%20SCIENCES%20%26%20DISORDERS,NEW%20YORK,NY)	Graph	1	\$278,720.00	\$2
NEW YORK UNIVERSITY, NYU WAGNER GRADUATE SCHOOL OF PUBLIC SERVICE, NEW YORK, NY (https://www.google.com/maps/place/NYU%20WAGNER%20GRADUATE%20SCHOOL%20OF%20PUBLIC%20SERVICE,NEW%20YORK,NY)	Graph	1	\$371,425.60	\$3
NEW YORK UNIVERSITY, STERN SCHOOL OF BUSINESS, NEW YORK, NY (https://www.google.com/maps/place/STERN%20SCHOOL%20OF%20BUSINESS,NEW%20YORK,NY)	Graph	1	\$200,000.00	\$2
OPENDEAL INC., REPUBLIC, NEW YORK, NY (https://www.google.com/maps/place/REPUBLIC,NEW%20YORK,NY)	Graph	1	\$110,000.00	\$1
POLTRONA FRAU GROUP NORTH AMERICA INC, 151 WOOSTER STREET 2FLOOR, NEW YORK, NY (https://www.google.com/maps/place/151%20WOOSTER%20STREET%202FLOOR,NEW%20YORK,NY)	Graph	1	\$43,772.00	\$
RECORD CREATIVE LLC, 178 MULBERRY ST, 14, NEW YORK, NY (https://www.google.com/maps/place/178%20MULBERRY%20ST,%2014,NEW%20YORK,NY)	Graph	1	\$55,000.00	\$
ROMAN AND WILLIAMS BUILDINGS AND INTERIORS, 324 LAFAYETTE ST, NEW YORK, NY (https://www.google.com/maps/place/324%20LAFAYETTE%20ST,NEW%20YORK,NY)	Graph	1	\$80,000.00	\$
ROMANOFF CONSULTING, LLC, 524 BROADWAY, NEW YORK, NY (https://www.google.com/maps/place/524%20BROADWAY,NEW%20YORK,NY)	Graph	1	\$48,000.00	\$
SG AMERICAS OPERATIONAL SERVICES, INC., 245 PARK AVENUE, NEW YORK, NY (https://www.google.com/maps/place/245%20PARK%20AVENUE,NEW%20YORK,NY)	Graph	1	\$120,000.00	\$1
TAMALUMA, OROBORO, NEW YORK, NY (https://www.google.com/maps/place/OROBORO,NEW%20YORK,NY)	Graph	1	\$35,360.00	\$
VISTAJET US, INC, 120 WOOSTER STREET, NEW YORK, NY (https://www.google.com/maps/place/120%20WOOSTER%20STREET,NEW%20YORK,NY)	Graph	1	\$300,000.00	\$3
DOWNTOWN RECORDS, LLC, 568 BROADWAY, NEW YORK, NY (https://www.google.com/maps/place/568%20BROADWAY,NEW%20YORK,NY)	Graph	2	\$102,882.40	\$
NEW YORK UNIVERSITY, COLLEGE OF GLOBAL PUBLIC HEALTH, NEW YORK, NY (https://www.google.com/maps/place/COLLEGE%20OF%20GLOBAL%20PUBLIC%20HEALTH,NEW%20YORK,NY)	Graph	2	\$91,842.50	\$
NEW YORK UNIVERSITY, NYU COURANT INSTITUTE OF MATHEMATICAL SCIENCES, NEW YORK, NY (https://www.google.com/maps/place/NYU%20COURANT%20INSTITUTE%20OF%20MATHEMATICAL%20SCIENCES,NEW%20YORK,NY)	Graph	2	\$65,249.50	\$
NEW YORK UNIVERSITY, NYU SCHOOL OF LAW, NEW YORK, NY (https://www.google.com/maps/place/NYU%20SCHOOL%20OF%20LAW,NEW%20YORK,NY)	Graph	2	\$285,702.93	\$2
NEW YORK UNIVERSITY, NYU STEINHARDT SCHOOL OF EDUCATION, MUSIC DEPT., NEW YORK, NY (https://www.google.com/maps/place/NYU%20STEINHARDT%20SCHOOL%20OF%20EDUCATION,%20MUSIC%20DEPT.,NEW%20YORK,NY)	Graph	2	\$278,720.00	\$2
SHE SWIM LLC, 627 BROADWAY, NEW YORK, NY (https://www.google.com/maps/place/627%20BROADWAY,NEW%20YORK,NY)	Graph	2	\$114,300.00	\$
TRANS AMERICAN INFORMATION SYSTEMS INC, SCHOLASTIC INC., NEW YORK, NY (https://www.google.com/maps/place/SCHOLASTIC%20INC.,NEW%20YORK,NY)	Graph	2	\$95,000.00	\$
YOGA DOME LLC, 178 MULBERRY STREET, 14, NEW YORK, NY (https://www.google.com/maps/place/178%20MULBERRY%20STREET,%2014,NEW%20YORK,NY)	Graph	2	\$45,000.00	\$
ARTSINDIA COM LLC AICON GALLERY, AICON GALLERY, NEW YORK, NY (https://www.google.com/maps/place/AICON%20GALLERY,NEW%20YORK,NY)	Graph	3	\$75,909.33	\$
NEW YORK UNIVERSITY, COURANT INSTITUTE OF MATHEMATICAL SCIENCES, NEW YORK, NY (https://www.google.com/maps/place/COURANT%20INSTITUTE%20OF%20MATHEMATICAL%20SCIENCES,NEW%20YORK,NY)	Graph	3	\$75,333.33	\$

Employer Name/Worksite Address	Graph	Count	Mean Wage	
OFFICE 4 ARCHITECTURE PC, 561 BROADWAY, NEW YORK, NY (https://www.google.com/maps/place/561%20BROADWAY,NEW%20YORK,NY)	Graph	3	\$57,096.00	\$
YABU PUSHELBERG INC., 88 PRINCE STREET, NEW YORK, NY (https://www.google.com/maps/place/88%20PRINCE%20STREET,NEW%20YORK,NY)	Graph	4	\$79,500.00	\$
DELOITTE CONSULTING LLP, 30 ROCKEFELLER PLAZA, NEW YORK CITY, NY (https://www.google.com/maps/place/30%20ROCKEFELLER%20PLAZA,NEW%20YORK%20CITY,NY)	Graph	15	\$116,000.00	\$1
DELOITTE CONSULTING LLP, 30 ROCKEFELLER PLAZA, NEW YORK CITY, NY (https://www.google.com/maps/place/30%20ROCKEFELLER%20PLAZA,NEW%20YORK%20CITY,NY)	Graph	15	\$84,864.00	\$
DELOITTE & TOUCHE LLP, 30 ROCKEFELLER PLAZA, NEW YORK, NY (https://www.google.com/maps/place/30%20ROCKEFELLER%20PLAZA,NEW%20YORK,NY)	Graph	135	\$81,205.89	\$
Totals	Graph	220	\$91,878.43	\$

Latitude: 40.725599 Longitude: -74.000004

Employer Name/Employer Address	Graph	Count	Mean Wage	Median Wage	Lowest Wage	Highest Wage
AMAIYA MANAGEMENT LP, 139 WOOSTER STREET, NEW YORK, NY (https://www.google.com/maps/place/139%20WOOSTER%20STREET,NEW%20YORK,NY)	Graph	1	\$125,000.00	\$125,000.00	\$125,000.00	\$125,000.00
Totals	Graph	1	\$125,000.00	\$125,000.00	\$125,000.00	\$125,000.00

Employer Name/Worksite Address	Graph	Count	Mean Wage	Median Wage	Lowest Wage	Highest Wage
AMAIYA MANAGEMENT LP, 139 WOOSTER STREET, NEW YORK, NY (https://www.google.com/maps/place/139%20WOOSTER%20STREET,NEW%20YORK,NY)	Graph	1	\$125,000.00	\$125,000.00	\$125,000.00	\$125,000.00
Totals	Graph	1	\$125,000.00	\$125,000.00	\$125,000.00	\$125,000.00

Latitude: 40.725616 Longitude: -73.908783

Employer Name/Employer Address	Graph	Count	Mean Wage	Median Wage	Lowest Wage	Highest Wage
BRAHM FOODS INC, 55-67 59TH STREET, MASPETH, NY (https://www.google.com/maps/place/55-67%2059TH%20STREET,MA SPETH,NY)	Graph	1	\$65,520.00	\$65,520.00	\$65,520.00	\$65,520.00
Totals	Graph	1	\$65,520.00	\$65,520.00	\$65,520.00	\$65,520.00

Employer Name/Worksite Address	Graph	Count	Mean Wage	Median Wage	Lowest Wage	Highest Wage
BRAHM FOODS INC, 55-67 59TH STREET, MASPETH, NY (https://www.google.com/maps/place/55-67%2059TH%20STREET,MA SPETH,NY)	Graph	1	\$65,520.00	\$65,520.00	\$65,520.00	\$65,520.00
Totals	Graph	1	\$65,520.00	\$65,520.00	\$65,520.00	\$65,520.00

Latitude: 40.725642 Longitude: -74.00473

Employer Name/Employer Address	Graph	Count	Mean Wage	Median Wage	Lowest Wage	Highest Wage
DOUBLEVERIFY INC, 233 SPRING STREET, NEW YORK, NY (https://www.google.com/maps/place/233%20SPRING%20STREET,NEW%20YORK,NY)	Graph	1	\$150,000.00	\$150,000.00	\$150,000.00	\$150,000.00
SPRINGER SCIENCE+BUSINESS MEDIA, LLC, 233 SPRING STREET, NEW YORK, NY (https://www.google.com/maps/place/233%20SPRING%20STREET,NEW%20YORK,NY)	Graph	1	\$91,562.00	\$91,562.00	\$91,562.00	\$91,562.00
Totals	Graph	2	\$120,781.00	\$91,562.00	\$91,562.00	\$150,000.00

Employer Name/Worksite Address	Graph	Count	Mean Wage	Median Wage	Lowest Wage	Highest Wage
SPRINGER SCIENCE+BUSINESS MEDIA, LLC, 233 SPRING STREET, NEW YORK, NY (https://www.google.com/maps/place/233%20SPRING%20STREET,NEW%20YORK,NY)	Graph	2	\$120,781.00	\$91,562.00	\$91,562.00	\$150,000.00

Employer Name/Worksite Address	Graph	Count	Mean Wage	Median Wage	Lowest Wage	Highest Wage
Totals	Graph	2	\$120,781.00	\$91,562.00	\$91,562.00	\$150,000.00

Latitude: 40.725649 Longitude: -74.004047

Employer Name/Employer Address	Graph	Count	Mean Wage	Median Wage	Lowest Wage	Highest Wage
WILLIAM J. BRENNAN JR. CENTER FOR JUSTICE, 161 AVENUE OF THE AMERICAS, NEW YORK, NY (https://www.google.com/maps/place/161%20AVENUE%20OF%20THE%20AMERICAS,NEW%20YORK,NY)	Graph	1	\$70,000.00	\$70,000.00	\$70,000.00	\$70,000.00
MANAGED BY Q, INC., 161 6TH AVENUE, NEW YORK, NY (https://www.google.com/maps/place/161%206TH%20AVENUE,NEW%20YORK,NY)	Graph	2	\$120,000.00	\$120,000.00	\$120,000.00	\$120,000.00
HARRY'S USA, INC., 161 AVENUE OF THE AMERICAS, NEW YORK, NY (https://www.google.com/maps/place/161%20AVENUE%20OF%20THE%20AMERICAS,NEW%20YORK,NY)	Graph	7	\$124,928.57	\$110,000.00	\$88,000.00	\$165,000.00
Totals	Graph	10	\$118,450.00	\$110,000.00	\$70,000.00	\$165,000.00

Employer Name/Worksite Address	Graph	Count	Mean Wage	Median Wage	Lowest Wage	Highest Wage
MANAGED BY Q, INC., 161 6TH AVENUE, NEW YORK, NY (https://www.google.com/maps/place/161%206TH%20AVENUE,NEW%20YORK,NY)	Graph	2	\$120,000.00	\$120,000.00	\$120,000.00	\$120,000.00
WILLIAM J. BRENNAN JR. CENTER FOR JUSTICE, 161 AVENUE OF THE AMERICAS, NEW YORK, NY (https://www.google.com/maps/place/161%20AVENUE%20OF%20THE%20AMERICAS,NEW%20YORK,NY)	Graph	8	\$96,300.75	\$95,500.00	\$60,000.00	\$136,906.00
Totals	Graph	10	\$101,040.60	\$100,000.00	\$60,000.00	\$136,906.00

Latitude: 40.725659 Longitude: -73.993552

Employer Name/Employer Address	Graph	Count	Mean Wage	Median Wage	Lowest Wage	Highest Wage
PLUS TWO LLC, 33 BLEECKER STREET, NEW YORK, NY (https://www.google.com/maps/place/33%20BLEECKER%20STREET,NEW%20YORK,NY)	Graph	1	\$65,000.00	\$65,000.00	\$65,000.00	\$65,000.00
Totals	Graph	1	\$65,000.00	\$65,000.00	\$65,000.00	\$65,000.00

Employer Name/Worksite Address	Graph	Count	Mean Wage	Median Wage	Lowest Wage	Highest Wage
PLUS TWO LLC, 33 BLEECKER STREET, NEW YORK, NY (https://www.google.com/maps/place/33%20BLEECKER%20STREET,NEW%20YORK,NY)	Graph	1	\$65,000.00	\$65,000.00	\$65,000.00	\$65,000.00
Totals	Graph	1	\$65,000.00	\$65,000.00	\$65,000.00	\$65,000.00

Latitude: 40.725664 Longitude: -73.999949

Employer Name/Worksite Address	Graph	Count	Mean Wage	Median Wage	Lowest Wage	Highest Wage
POLTRONA FRAU GROUP NORTH AMERICA, INC., 145 WOOSTER STREET, NEW YORK, NY (https://www.google.com/maps/place/145%20WOOSTER%20STREET,NEW%20YORK,NY)	Graph	2	\$57,200.00	\$57,200.00	\$57,200.00	\$57,200.00
Totals	Graph	2	\$57,200.00	\$57,200.00	\$57,200.00	\$57,200.00

Latitude: 40.725684 Longitude: -73.996645

Employer Name/Employer Address	Graph	Count	Mean Wage	Median Wage	Lowest Wage	Highest Wage
ASHE LEANDRO LLC, 611 BROADWAY SUITE 722, NEW YORK, NY (https://www.google.com/maps/place/611%20BROADWAY%20SUITE%20722,NEW%20YORK,NY)	Graph	1	\$80,000.00	\$80,000.00	\$80,000.00	\$80,000.00
BANDO X SEIDEL MEERSSEMAN INC., 611 BROADWAY, NEW YORK, NY (https://www.google.com/maps/place/611%20BROADWAY,NEW%20YORK,NY)	Graph	1	\$52,000.00	\$52,000.00	\$52,000.00	\$52,000.00

Employer Name/Employer Address	Graph	Count	Mean Wage	Median Wage	Lowest Wage	Highest Wage
BW ARCHITECTS, PC, 611 BROADWAY, NEW YORK, NY (https://www.google.com/maps/place/611%20BROADWAY,NEW%20YORK,NY)	Graph	1	\$57,096.00	\$57,096.00	\$57,096.00	\$57,096.00
CHANDELIER CREATIVE, INC., 611 BROADWAY, NEW YORK, NY (https://www.google.com/maps/place/611%20BROADWAY,NEW%20YORK,NY)	Graph	1	\$375,000.00	\$375,000.00	\$375,000.00	\$375,000.00
CHANDELIER CREATIVE, INC., 611 BROADWAY, SUITE 900, NEW YORK, NY (https://www.google.com/maps/place/611%20BROADWAY,%20SUITE%20900,NEW%20YORK,NY)	Graph	1	\$125,000.00	\$125,000.00	\$125,000.00	\$125,000.00
CHANDELIERS CREATIVE INC., 611 BROADWAY, NEW YORK, NY (https://www.google.com/maps/place/611%20BROADWAY,NEW%20YORK,NY)	Graph	1	\$85,000.00	\$85,000.00	\$85,000.00	\$85,000.00
MM. LAFLEUR INC., 611 BROADWAY, NEW YORK, NY (https://www.google.com/maps/place/611%20BROADWAY,NEW%20YORK,NY)	Graph	1	\$50,000.00	\$50,000.00	\$50,000.00	\$50,000.00
MM. LAFLEUR INC., 611 BROADWAY, SUITE 401, NEW YORK, NY (https://www.google.com/maps/place/611%20BROADWAY,%20SUITE%20401,NEW%20YORK,NY)	Graph	1	\$47,500.00	\$47,500.00	\$47,500.00	\$47,500.00
PINCHME GROUP INC, 611 BROADWAY, NEW YORK, NY (https://www.google.com/maps/place/611%20BROADWAY,NEW%20YORK,NY)	Graph	1	\$64,000.00	\$64,000.00	\$64,000.00	\$64,000.00
RAFAEL DE CARDENAS LTD., 611 BROADWAY, NEW YORK, NY (https://www.google.com/maps/place/611%20BROADWAY,NEW%20YORK,NY)	Graph	1	\$42,000.00	\$42,000.00	\$42,000.00	\$42,000.00
SONIDA GROUP, INC., 611 BROADWAY, NEW YORK, NY (https://www.google.com/maps/place/611%20BROADWAY,NEW%20YORK,NY)	Graph	1	\$48,000.00	\$48,000.00	\$48,000.00	\$48,000.00
DEEJAYZOO, LLC, 611 BROADWAY, NEW YORK, NY (https://www.google.com/maps/place/611%20BROADWAY,NEW%20YORK,NY)	Graph	2	\$40,000.00	\$40,000.00	\$40,000.00	\$40,000.00
PINCHME GROUP INC., 611 BROADWAY, NEW YORK, NY (https://www.google.com/maps/place/611%20BROADWAY,NEW%20YORK,NY)	Graph	2	\$231,250.00	\$87,500.00	\$87,500.00	\$375,000.00
Totals	Graph	15	\$104,539.73	\$57,096.00	\$40,000.00	\$375,000.00

Employer Name/Worksite Address	Graph	Count	Mean Wage	Median Wage	Lowest Wage	Highest Wage
CHANDELIER CREATIVE, INC., 611 BROADWAY, SUITE 900, NEW YORK, NY (https://www.google.com/maps/place/611%20BROADWAY,%20SUITE%20900,NEW%20YORK,NY)	Graph	1	\$125,000.00	\$125,000.00	\$125,000.00	\$125,000.00
MM. LAFLEUR INC., 611 BROADWAY, SUITE 401, NEW YORK, NY (https://www.google.com/maps/place/611%20BROADWAY,%20SUITE%20401,NEW%20YORK,NY)	Graph	1	\$47,500.00	\$47,500.00	\$47,500.00	\$47,500.00
BW ARCHITECTS, PC, 611 BROADWAY, NEW YORK, NY (https://www.google.com/maps/place/611%20BROADWAY,NEW%20YORK,NY)	Graph	12	\$109,633.00	\$52,000.00	\$40,000.00	\$375,000.00
Totals	Graph	14	\$106,292.57	\$52,000.00	\$40,000.00	\$375,000.00

Latitude: 40.725799 Longitude: -74.005828

Employer Name/Employer Address	Graph	Count	Mean Wage	Median Wage	Lowest Wage	Highest Wage
JORGE MASTROPIETRO ARCHITECT ATELIER PLLC, 137 VARICK STREET, SUITE 503, NEW YORK, NY (https://www.google.com/maps/place/137%20VARICK%20STREET,%20SUITE%20503,NEW%20YORK,NY)	Graph	1	\$67,000.00	\$67,000.00	\$67,000.00	\$67,000.00
NEWSAI, 137 VARICK STREET, NEW YORK, NY (https://www.google.com/maps/place/137%20VARICK%20STREET,NEW%20YORK,NY)	Graph	1	\$70,221.00	\$70,221.00	\$70,221.00	\$70,221.00
ROLLIO, INC., 137 VARICK ST., NEW YORK, NY (https://www.google.com/maps/place/137%20VARICK%20ST,NEW%20YORK,NY)	Graph	1	\$93,000.00	\$93,000.00	\$93,000.00	\$93,000.00
Totals	Graph	3	\$76,740.33	\$70,221.00	\$67,000.00	\$93,000.00

Employer Name/Worksite Address	Graph	Count	Mean Wage	Median Wage	Lowest Wage	Highest Wage
JORGE MASTROPIETRO ARCHITECT ATELIER PLLC, 137 VARICK STREET, SUITE 503, NEW YORK, NY (https://www.google.com/maps/place/137%20VARICK%20STREET,%20SUITE%20503,NEW%20YORK,NY)	Graph	1	\$67,000.00	\$67,000.00	\$67,000.00	\$67,000.00
NEWSAI, 137 VARICK STREET, NEW YORK, NY (https://www.google.com/maps/place/137%20VARICK%20STREET,NEW%20YORK,NY)	Graph	1	\$70,221.00	\$70,221.00	\$70,221.00	\$70,221.00
ROLLIO, INC., 137 VARICK ST, NEW YORK, NY (https://www.google.com/maps/place/137%20VARICK%20ST,NEW%20YORK,NY)	Graph	1	\$93,000.00	\$93,000.00	\$93,000.00	\$93,000.00
Totals	Graph	3	\$76,740.33	\$70,221.00	\$67,000.00	\$93,000.00

Latitude: 40.72581 Longitude: -73.994094

Employer Name/Employer Address	Graph	Count	Mean Wage	Median Wage	Lowest Wage	Highest Wage
AORE HOLDINGS, LLC, 49 BLEECKER STREET, NEW YORK, NY (https://www.google.com/maps/place/49%20BLEECKER%20STREET,NEW%20YORK,NY)	Graph	1	\$65,000.00	\$65,000.00	\$65,000.00	\$65,000.00
NEMAWORKSHOP,LLC, 49 BLEECKER STREET, NEW YORK, NY (https://www.google.com/maps/place/49%20BLEECKER%20STREET,NEW%20YORK,NY)	Graph	1	\$50,000.00	\$50,000.00	\$50,000.00	\$50,000.00
Totals	Graph	2	\$57,500.00	\$50,000.00	\$50,000.00	\$65,000.00

Employer Name/Worksite Address	Graph	Count	Mean Wage	Median Wage	Lowest Wage	Highest Wage
AORE HOLDINGS, LLC, 49 BLEECKER STREET, NEW YORK, NY (https://www.google.com/maps/place/49%20BLEECKER%20STREET,NEW%20YORK,NY)	Graph	1	\$65,000.00	\$65,000.00	\$65,000.00	\$65,000.00
NEMAWORKSHOP,LLC, 49 BLEECKER STEET, NEW YORK, NY (https://www.google.com/maps/place/49%20BLEECKER%20STEET,NEW%20YORK,NY)	Graph	1	\$50,000.00	\$50,000.00	\$50,000.00	\$50,000.00
Totals	Graph	2	\$57,500.00	\$50,000.00	\$50,000.00	\$65,000.00

Latitude: 40.725813 Longitude: -73.996362

Employer Name/Employer Address	Graph	Count	Mean Wage	Median Wage	Lowest Wage	Highest Wage
WING PARTNERS LLC, 620 BROADWAY, NEW YORK, NY (https://www.google.com/maps/place/620%20BROADWAY,NEW%20YORK,NY)	Graph	1	\$75,000.00	\$75,000.00	\$75,000.00	\$75,000.00
Totals	Graph	1	\$75,000.00	\$75,000.00	\$75,000.00	\$75,000.00

Employer Name/Worksite Address	Graph	Count	Mean Wage	Median Wage	Lowest Wage	Highest Wage
WING PARTNERS LLC, 620 BROADWAY, NEW YORK, NY (https://www.google.com/maps/place/620%20BROADWAY,NEW%20YORK,NY)	Graph	1	\$75,000.00	\$75,000.00	\$75,000.00	\$75,000.00
Totals	Graph	1	\$75,000.00	\$75,000.00	\$75,000.00	\$75,000.00

Latitude: 40.725817 Longitude: -73.999646

Employer Name/Worksite Address	Graph	Count	Mean Wage	Median Wage	Lowest Wage	Highest Wage
BULTHAUP CORPORATION, 158 WOOSTER ST, NEW YORK, NY (https://www.google.com/maps/place/158%20WOOSTER%20ST,NEW%20YORK,NY)	Graph	1	\$70,000.00	\$70,000.00	\$70,000.00	\$70,000.00
Totals	Graph	1	\$70,000.00	\$70,000.00	\$70,000.00	\$70,000.00

Latitude: 40.725845 Longitude: -73.996335

Employer Name/Employer Address	Graph	Count	Mean Wage	Median Wage	Lowest Wage	Highest Wage
TAKE-TWO INTERACTIVE SOFTWARE, INC., 622 BROADWAY, NEW YORK, NY (https://www.google.com/maps/place/622%20BROADWAY,NEW%20YORK,NY)	Graph	1	\$50,000.00	\$50,000.00	\$50,000.00	\$50,000.00
ROCKSTAR GAMES, INC., 622 BROADWAY, NEW YORK, NY (https://www.google.com/maps/place/622%20BROADWAY,NEW%20YORK,NY)	Graph	3	\$98,332.33	\$100,000.00	\$79,997.00	\$115,000.00
Totals	Graph	4	\$86,249.25	\$79,997.00	\$50,000.00	\$115,000.00

Employer Name/Worksite Address	Graph	Count	Mean Wage	Median Wage	Lowest Wage	Highest Wage
ROCKSTAR GAMES, INC., 622 BROADWAY, NEW YORK, NY (https://www.google.com/maps/place/622%20BROADWAY,NEW%20YORK,NY)	Graph	9	\$82,423.33	\$70,000.00	\$50,000.00	\$122,000.00
Totals	Graph	9	\$82,423.33	\$70,000.00	\$50,000.00	\$122,000.00

Latitude: 40.725846 Longitude: -73.851387

Employer Name/Employer Address	Graph	Count	Mean Wage	Median Wage	Lowest Wage	Highest Wage
ADGC INC, 102-10 QUEENS BLVD., FOREST HILLS, NY (https://www.google.com/maps/place/102-10%20QUEENS%20BLVD.,FOREST%20HILLS,NY)	Graph	1	\$48,000.00	\$48,000.00	\$48,000.00	\$48,000.00
Totals	Graph	1	\$48,000.00	\$48,000.00	\$48,000.00	\$48,000.00

Employer Name/Worksite Address	Graph	Count	Mean Wage	Median Wage	Lowest Wage	Highest Wage
ADGC INC, 102-10 QUEENS BLVD., FOREST HILLS, NY (https://www.google.com/maps/place/102-10%20QUEENS%20BLVD.,FOREST%20HILLS,NY)	Graph	1	\$48,000.00	\$48,000.00	\$48,000.00	\$48,000.00
Totals	Graph	1	\$48,000.00	\$48,000.00	\$48,000.00	\$48,000.00

Latitude: 40.725856 Longitude: -74.007018

Employer Name/Employer Address	Graph	Count	Mean Wage	Median Wage	Lowest Wage	Highest Wage
LAUNDRY CLOTHING INC, 287 SPRING ST, NYC, NY (https://www.google.com/maps/place/287%20SPRING%20ST,NYC,NY)	Graph	1	\$76,211.00	\$76,211.00	\$76,211.00	\$76,211.00
Totals	Graph	1	\$76,211.00	\$76,211.00	\$76,211.00	\$76,211.00

Employer Name/Worksite Address	Graph	Count	Mean Wage	Median Wage	Lowest Wage	Highest Wage
LAUNDRY CLOTHING INC, 287 SPRING ST, NEW YORK, NY (https://www.google.com/maps/place/287%20SPRING%20ST,NEW%20YORK,NY)	Graph	1	\$76,211.00	\$76,211.00	\$76,211.00	\$76,211.00
Totals	Graph	1	\$76,211.00	\$76,211.00	\$76,211.00	\$76,211.00

Latitude: 40.725875 Longitude: -73.478472

Employer Name/Employer Address	Graph	Count	Mean Wage	Median Wage	Lowest Wage	Highest Wage
WSNCHS NORTH, INC., 4295 HEMPSTEAD TURNPIKE, BETHPAGE, NY (https://www.google.com/maps/place/4295%20HEMPSTEAD%20TURNPIKE,BETHPAGE,NY)	Graph	1	\$73,132.80	\$73,132.80	\$73,132.80	\$73,132.80
Totals	Graph	1	\$73,132.80	\$73,132.80	\$73,132.80	\$73,132.80

Employer Name/Worksite Address	Graph	Count	Mean Wage	Median Wage	Lowest Wage	Highest Wage
WSNCHS NORTH, INC., 4295 HEMPSTEAD TURNPIKE, BETHPAGE, NY (https://www.google.com/maps/place/4295%20HEMPSTEAD%20TURNPIKE,BETHPAGE,NY)	Graph	1	\$73,132.80	\$73,132.80	\$73,132.80	\$73,132.80
Totals	Graph	1	\$73,132.80	\$73,132.80	\$73,132.80	\$73,132.80

Latitude: 40.726009 Longitude: -73.996369

Employer Name/Employer Address	Graph	Count	Mean Wage	Median Wage	Lowest Wage	Highest Wage
CROWDTAP INC, 625 BROADWAY, NEW YORK, NY (https://www.google.com/maps/place/625%20BROADWAY,NEW%20YORK,NY)	Graph	2	\$165,360.00	\$165,360.00	\$165,360.00	\$165,360.00
M&C SAATCHI MOBILE LLP, 625 BROADWAY, NEW YORK, NY (https://www.google.com/maps/place/625%20BROADWAY,NEW%20YORK,NY)	Graph	3	\$53,225.00	\$48,000.00	\$46,675.00	\$65,000.00
Totals	Graph	5	\$98,079.00	\$65,000.00	\$46,675.00	\$165,360.00

Employer Name/Worksite Address	Graph	Count	Mean Wage	Median Wage	Lowest Wage	Highest Wage
--------------------------------	-------	-------	-----------	-------------	-------------	--------------

Employer Name/Worksite Address	Graph	Count	Mean Wage	Median Wage	Lowest Wage	Highest Wage
M&C SAATCHI MOBILE LLP, 625 BROADWAY, NEW YORK, NY (https://www.google.com/maps/place/625%20BROADWAY,NEW%20YORK,NY)	Graph	5	\$98,079.00	\$65,000.00	\$46,675.00	\$165,360.00
Totals	Graph	5	\$98,079.00	\$65,000.00	\$46,675.00	\$165,360.00

Latitude: 40.726033 Longitude: -73.996175

Employer Name/Employer Address	Graph	Count	Mean Wage	Median Wage	Lowest Wage	Highest Wage
CROUD INCORPORATED, 628 BROADWAY, NEW YORK, NY (https://www.google.com/maps/place/628%20BROADWAY,NEW%20YORK,NY)	Graph	1	\$46,675.00	\$46,675.00	\$46,675.00	\$46,675.00
FIGLIULO & PARTNERS LLC, 628 BROADWAY, 5TH FLOOR, NEW YORK, NY (https://www.google.com/maps/place/628%20BROADWAY,%205TH%20FLOOR,NEW%20YORK,NY)	Graph	1	\$230,000.00	\$230,000.00	\$230,000.00	\$230,000.00
JOHANNES LEONARDO LLC, 628 BROADWAY, 6TH FLOOR, NEW YORK, NY (https://www.google.com/maps/place/628%20BROADWAY,%206TH%20FLOOR,NEW%20YORK,NY)	Graph	2	\$77,500.00	\$70,000.00	\$70,000.00	\$85,000.00
JOHANNES LEONARDO LLC, 628 BROADWAY, NEW YORK, NY (https://www.google.com/maps/place/628%20BROADWAY,NEW%20YORK,NY)	Graph	4	\$133,750.00	\$120,000.00	\$120,000.00	\$150,000.00
Totals	Graph	8	\$120,834.38	\$120,000.00	\$46,675.00	\$230,000.00

Employer Name/Worksite Address	Graph	Count	Mean Wage	Median Wage	Lowest Wage	Highest Wage
FIGLIULO & PARTNERS LLC, 628 BROADWAY, 5TH FLOOR, NEW YORK, NY (https://www.google.com/maps/place/628%20BROADWAY,%205TH%20FLOOR,NEW%20YORK,NY)	Graph	1	\$230,000.00	\$230,000.00	\$230,000.00	\$230,000.00
JOHANNES LEONARDO LLC, 628 BROADWAY, 6TH FLOOR, NEW YORK, NY (https://www.google.com/maps/place/628%20BROADWAY,%206TH%20FLOOR,NEW%20YORK,NY)	Graph	2	\$77,500.00	\$70,000.00	\$70,000.00	\$85,000.00
JOHANNES LEONARDO LLC, 628 BROADWAY, NEW YORK, NY (https://www.google.com/maps/place/628%20BROADWAY,NEW%20YORK,NY)	Graph	5	\$116,335.00	\$120,000.00	\$46,675.00	\$150,000.00
Totals	Graph	8	\$120,834.38	\$120,000.00	\$46,675.00	\$230,000.00

Latitude: 40.726083 Longitude: -74.007451

Employer Name/Employer Address	Graph	Count	Mean Wage	Median Wage	Lowest Wage	Highest Wage
ASAPP, INC, 304 HUDSON STREET, NEW YORK, NY (https://www.google.com/maps/place/304%20HUDSON%20STREET,NEW%20YORK,NY)	Graph	1	\$120,000.00	\$120,000.00	\$120,000.00	\$120,000.00
GREAT PERFORMANCES/ARTISTS AS WAITRESSES, INC., 304 HUDSON STREET, NEW YORK, NY (https://www.google.com/maps/place/304%20HUDSON%20STREET,NEW%20YORK,NY)	Graph	1	\$66,000.00	\$66,000.00	\$66,000.00	\$66,000.00
LOOKBOOKS MEDIA, INC., 304 HUDSON STREET, NEW YORK, NY (https://www.google.com/maps/place/304%20HUDSON%20STREET,NEW%20YORK,NY)	Graph	1	\$500,000.00	\$500,000.00	\$500,000.00	\$500,000.00
OTC MARKETS GROUP INC., 304 HUDSON STREET, NEW YORK, NY (https://www.google.com/maps/place/304%20HUDSON%20STREET,NEW%20YORK,NY)	Graph	1	\$151,500.00	\$151,500.00	\$151,500.00	\$151,500.00
PR CONSULTING INC, 304 HUDSON STREET, NEW YORK, NY (https://www.google.com/maps/place/304%20HUDSON%20STREET,NEW%20YORK,NY)	Graph	1	\$45,000.00	\$45,000.00	\$45,000.00	\$45,000.00
SHOW OF FORCE LLC, 304 HUDSON STREET, SUITE 602, NEW YORK, NY (https://www.google.com/maps/place/304%20HUDSON%20STREET,%20SUITE%20602,NEW%20YORK,NY)	Graph	1	\$55,765.00	\$55,765.00	\$55,765.00	\$55,765.00
3.1 PHILLIP LIM, LLC, 304 HUDSON STREET, NEW YORK, NY (https://www.google.com/maps/place/304%20HUDSON%20STREET,NEW%20YORK,NY)	Graph	6	\$74,795.83	\$55,000.00	\$46,675.00	\$143,000.00
ASAPP, INC., 304 HUDSON STREET, NEW YORK, NY (https://www.google.com/maps/place/304%20HUDSON%20STREET,NEW%20YORK,NY)	Graph	6	\$124,766.67	\$125,000.00	\$93,600.00	\$140,000.00
Totals	Graph	18	\$118,646.67	\$100,000.00	\$45,000.00	\$500,000.00

Employer Name/Worksite Address	Graph	Count	Mean Wage	Median Wage	Lowest Wage	Highest Wage
SHOW OF FORCE LLC, 304 HUDSON STREET, SUITE 602, NEW YORK, NY (https://www.google.com/maps/place/304%20HUDSON%20STREET,%20SUITE%20602,NEW%20YORK,NY)	Graph	1	\$55,765.00	\$55,765.00	\$55,765.00	\$55,765.00

Employer Name/Worksite Address	Graph	Count	Mean Wage	Median Wage	Lowest Wage	Highest Wage
LOOKBOOKS MEDIA, INC., 304 HUDSON STREET, NEW YORK, NY (https://www.google.com/maps/place/304%20HUDSON%20STREET,NEW%20YORK,NY)	Graph	15	\$119,891.67	\$100,000.00	\$45,000.00	\$500,000.00
Totals	Graph	16	\$115,883.75	\$93,600.00	\$45,000.00	\$500,000.00

Latitude: 40.726092 Longitude: -74.00901

Employer Name/Employer Address	Graph	Count	Mean Wage	Median Wage	Lowest Wage	Highest Wage
AID FOR AIDS INTERNATIONAL INC, 515 GREENWICH STREET, NEW YORK, NY (https://www.google.com/maps/place/515%20GREENWICH%20STREET,NEW%20YORK,NY)	Graph	1	\$65,000.00	\$65,000.00	\$65,000.00	\$65,000.00
BOND STREET MARKETPLACE INC., 515 GREENWICH STREET, NEW YORK, NY (https://www.google.com/maps/place/515%20GREENWICH%20STREET,NEW%20YORK,NY)	Graph	1	\$82,500.00	\$82,500.00	\$82,500.00	\$82,500.00
Totals	Graph	2	\$73,750.00	\$65,000.00	\$65,000.00	\$82,500.00

Employer Name/Worksite Address	Graph	Count	Mean Wage	Median Wage	Lowest Wage	Highest Wage
AID FOR AIDS INTERNATIONAL INC, 515 GREENWICH STREET, NEW YORK, NY (https://www.google.com/maps/place/515%20GREENWICH%20STREET,NEW%20YORK,NY)	Graph	1	\$65,000.00	\$65,000.00	\$65,000.00	\$65,000.00
BOND STREET MARKETPLACE INC., 515 GREENWICH ST, NEW YORK, NY (https://www.google.com/maps/place/515%20GREENWICH%20ST,NEW%20YORK,NY)	Graph	1	\$82,500.00	\$82,500.00	\$82,500.00	\$82,500.00
Totals	Graph	2	\$73,750.00	\$65,000.00	\$65,000.00	\$82,500.00

Latitude: 40.726101 Longitude: -73.989047

Employer Name/Employer Address	Graph	Count	Mean Wage	Median Wage	Lowest Wage	Highest Wage
PARK MADISON PROFESSIONAL LABORATORIES, INC., 97 EAST 4TH STREET, NEW YORK, NY (https://www.google.com/maps/place/97%20EAST%204TH%20STREET,NEW%20YORK,NY)	Graph	1	\$55,000.00	\$55,000.00	\$55,000.00	\$55,000.00
Totals	Graph	1	\$55,000.00	\$55,000.00	\$55,000.00	\$55,000.00

Employer Name/Worksite Address	Graph	Count	Mean Wage	Median Wage	Lowest Wage	Highest Wage
PARK MADISON PROFESSIONAL LABORATORIES, INC., 97 EAST 4TH STREET, NEW YORK, NY (https://www.google.com/maps/place/97%20EAST%204TH%20STREET,NEW%20YORK,NY)	Graph	1	\$55,000.00	\$55,000.00	\$55,000.00	\$55,000.00
Totals	Graph	1	\$55,000.00	\$55,000.00	\$55,000.00	\$55,000.00

Latitude: 40.726148 Longitude: -73.996078

Employer Name/Employer Address	Graph	Count	Mean Wage	Median Wage	Lowest Wage	Highest Wage
RESERVOIR LABS, INC., 632 BROADWAY, SUITE 803, NEW YORK, NY (https://www.google.com/maps/place/632%20BROADWAY,%20SUITE%20803,NEW%20YORK,NY)	Graph	1	\$125,000.00	\$125,000.00	\$125,000.00	\$125,000.00
IRIS USA INC., 632 BROADWAY, 5TH FLOOR, NEW YORK, NY (https://www.google.com/maps/place/632%20BROADWAY,%205TH%20FLOOR,NEW%20YORK,NY)	Graph	2	\$72,500.00	\$35,000.00	\$35,000.00	\$110,000.00
SERENGETI ASSET MANAGEMENT LP, 632 BROADWAY, NEW YORK, NY (https://www.google.com/maps/place/632%20BROADWAY,NEW%20YORK,NY)	Graph	2	\$97,600.00	\$95,200.00	\$95,200.00	\$100,000.00
MEETUP, INC., 632 BROADWAY, NEW YORK, NY (https://www.google.com/maps/place/632%20BROADWAY,NEW%20YORK,NY)	Graph	10	\$119,200.00	\$118,000.00	\$96,000.00	\$140,000.00
Totals	Graph	15	\$110,480.00	\$115,000.00	\$35,000.00	\$140,000.00

Employer Name/Worksite Address	Graph	Count	Mean Wage	Median Wage	Lowest Wage	Highest Wage
--------------------------------	-------	-------	-----------	-------------	-------------	--------------

Employer Name/Worksite Address	Graph	Count	Mean Wage	Median Wage	Lowest Wage	Highest Wage
RESERVOIR LABS, INC., 632 BROADWAY, SUITE 803, NEW YORK, NY (https://www.google.com/maps/place/632%20BROADWAY,%20SUITE%20803,NEW%20YORK,NY)	Graph	1	\$125,000.00	\$125,000.00	\$125,000.00	\$125,000.00
MEETUP, INC., 632 BROADWAY 10TH FLOOR, NEW YORK, NY (https://www.google.com/maps/place/632%20BROADWAY%2010TH%20FLOOR,NEW%20YORK,NY)	Graph	4	\$121,250.00	\$115,000.00	\$100,000.00	\$140,000.00
BAIN CAPITAL, LP, 632 BROADWAY, NEW YORK, NY (https://www.google.com/maps/place/632%20BROADWAY,NEW%20YORK,NY)	Graph	11	\$102,018.18	\$100,000.00	\$35,000.00	\$140,000.00
Totals	Graph	16	\$108,262.50	\$110,000.00	\$35,000.00	\$140,000.00

Latitude: 40.726164 Longitude: -74.003836

Employer Name/Employer Address	Graph	Count	Mean Wage	Median Wage	Lowest Wage	Highest Wage
JACK SCHWARTZ SHOES, INC., 155 AVENUE OF THE AMERICAS, NEW YORK, NY (https://www.google.com/maps/place/155%20AVENUE%20OF%20THE%20AMERICAS,NEW%20YORK,NY)	Graph	1	\$100,000.00	\$100,000.00	\$100,000.00	\$100,000.00
Totals	Graph	1	\$100,000.00	\$100,000.00	\$100,000.00	\$100,000.00

Employer Name/Worksite Address	Graph	Count	Mean Wage	Median Wage	Lowest Wage	Highest Wage
SALESFORCE.COM INC., 155 6TH AVENUE, 12TH FLOOR, NEW YORK, NY (https://www.google.com/maps/place/155%206TH%20AVENUE,%2012TH%20FLOOR,NEW%20YORK,NY)	Graph	1	\$131,997.00	\$131,997.00	\$131,997.00	\$131,997.00
SALESFORCE.COM INC., 155 6TH AVENUE, NEW YORK, NY (https://www.google.com/maps/place/155%206TH%20AVENUE,NEW%20YORK,NY)	Graph	7	\$116,061.71	\$131,997.00	\$70,845.00	\$135,283.00
ACCENTURE LLP, 155 AVENUE OF THE AMERICAS, NEW YORK, NY (https://www.google.com/maps/place/155%20AVENUE%20OF%20THE%20AMERICAS,NEW%20YORK,NY)	Graph	15	\$116,889.13	\$114,500.00	\$70,000.00	\$177,400.00
Totals	Graph	23	\$117,294.17	\$125,000.00	\$70,000.00	\$177,400.00

Latitude: 40.72624 Longitude: -73.854658

Employer Name/Worksite Address	Graph	Count	Mean Wage	Median Wage	Lowest Wage	Highest Wage
E*PRO INC., 63109 SAUNDERS STREET, REGO PARK, NY (https://www.google.com/maps/place/63109%20SAUNDERS%20STREET,REGO%20PARK,NY)	Graph	2	\$60,000.00	\$56,000.00	\$56,000.00	\$64,000.00
Totals	Graph	2	\$60,000.00	\$56,000.00	\$56,000.00	\$64,000.00

Latitude: 40.726256 Longitude: -73.993486

Employer Name/Worksite Address	Graph	Count	Mean Wage	Median Wage	Lowest Wage	Highest Wage
DELOITTE CONSULTING LLP, 45 BOND STREET, NEW YORK, NY (https://www.google.com/maps/place/45%20BOND%20STREET,NEW%20YORK,NY)	Graph	15	\$70,000.00	\$70,000.00	\$70,000.00	\$70,000.00
Totals	Graph	15	\$70,000.00	\$70,000.00	\$70,000.00	\$70,000.00

Latitude: 40.726272 Longitude: -74.005617

Employer Name/Employer Address	Graph	Count	Mean Wage	Median Wage	Lowest Wage	Highest Wage
HANDEL ARCHITECTS, LLP, 150 VARICK STREET , 8TH FLR, NEW YORK, NY (https://www.google.com/maps/place/150%20VARICK%20STREET%20,%208TH%20FLR,NEW%20YORK,NY)	Graph	1	\$74,000.00	\$74,000.00	\$74,000.00	\$74,000.00
INC ARCHITECTURE AND DESIGN PLLC, 150 VARICK STREET, NEW YORK, NY (https://www.google.com/maps/place/150%20VARICK%20STREET,NEW%20YORK,NY)	Graph	1	\$52,000.00	\$52,000.00	\$52,000.00	\$52,000.00
Totals	Graph	2	\$63,000.00	\$52,000.00	\$52,000.00	\$74,000.00

Employer Name/Worksite Address	Graph	Count	Mean Wage	Median Wage	Lowest Wage	Highest Wage
WIEDEN + KENNEDY, INC., 150 VARICK STREET, NEW YORK, NY (https://www.google.com/maps/place/150%20VARICK%20STREET,NEW%20YORK,NY)	Graph	1	\$120,000.00	\$120,000.00	\$120,000.00	\$120,000.00
Totals	Graph	1	\$120,000.00	\$120,000.00	\$120,000.00	\$120,000.00

Latitude: 40.726282 Longitude: -73.995964

Employer Name/Employer Address	Graph	Count	Mean Wage	Median Wage	Lowest Wage	Highest Wage
BULSON MANAGEMENT LLC, 636 BROADWAY, SUITE 1110, NEW YORK, NY (https://www.google.com/maps/place/636%20BROADWAY,%20SUITE%201110,NEW%20YORK,NY)	Graph	1	\$58,198.40	\$58,198.40	\$58,198.40	\$58,198.40
ACADACA,LLC, 636 BROADWAY, NEW YORK, NY (https://www.google.com/maps/place/636%20BROADWAY,NEW%20YORK,NY)	Graph	3	\$86,917.33	\$90,376.00	\$80,000.00	\$90,376.00
Totals	Graph	4	\$79,737.60	\$80,000.00	\$58,198.40	\$90,376.00

Employer Name/Worksite Address	Graph	Count	Mean Wage	Median Wage	Lowest Wage	Highest Wage
BULSON MANAGEMENT LLC, 636 BROADWAY, SUITE 1110, NEW YORK, NY (https://www.google.com/maps/place/636%20BROADWAY,%20SUITE%201110,NEW%20YORK,NY)	Graph	1	\$58,198.40	\$58,198.40	\$58,198.40	\$58,198.40
ACADACA,LLC, 636 BROADWAY, NEW YORK, NY (https://www.google.com/maps/place/636%20BROADWAY,NEW%20YORK,NY)	Graph	3	\$86,917.33	\$90,376.00	\$80,000.00	\$90,376.00
Totals	Graph	4	\$79,737.60	\$80,000.00	\$58,198.40	\$90,376.00

Latitude: 40.72631 Longitude: -74.005611

Employer Name/Employer Address	Graph	Count	Mean Wage	Median Wage	Lowest Wage	Highes Wage
RYAN SALVATORE DESIGN, LLC, 175 VARICK STREET, EIGHTH FLOOR, NEW YORK, NY (https://www.google.com/maps/place/175%20VARICK%20STREET,%20EIGHTH%20FLOOR,NEW%20YORK,NY)	Graph	1	\$65,000.00	\$65,000.00	\$65,000.00	\$65,000.00
Totals	Graph	1	\$65,000.00	\$65,000.00	\$65,000.00	\$65,000.00

Employer Name/Worksite Address	Graph	Count	Mean Wage	Median Wage	Lowest Wage	Highes Wage
RYAN SALVATORE DESIGN, LLC, 175 VARICK STREET, EIGHTH FLOOR, NEW YORK, NY (https://www.google.com/maps/place/175%20VARICK%20STREET,%20EIGHTH%20FLOOR,NEW%20YORK,NY)	Graph	1	\$65,000.00	\$65,000.00	\$65,000.00	\$65,000.00
Totals	Graph	1	\$65,000.00	\$65,000.00	\$65,000.00	\$65,000.00

Latitude: 40.726321 Longitude: -74.005157

Employer Name/Employer Address	Graph	Count	Mean Wage	Median Wage	Lowest Wage	Highest Wage
GREATIST, INC, 30 VANDAM STREET, FLOOR 3, NEW YORK, NY (https://www.google.com/maps/place/30%20VANDAM%20STREET,%20FLOOR%203,NEW%20YORK,NY)	Graph	1	\$52,400.00	\$52,400.00	\$52,400.00	\$52,400.00
Totals	Graph	1	\$52,400.00	\$52,400.00	\$52,400.00	\$52,400.00

Employer Name/Worksite Address	Graph	Count	Mean Wage	Median Wage	Lowest Wage	Highest Wage
GREATIST, INC, 30 VANDAM STREET, FLOOR 3, NEW YORK, NY (https://www.google.com/maps/place/30%20VANDAM%20STREET,%20FLOOR%203,NEW%20YORK,NY)	Graph	1	\$52,400.00	\$52,400.00	\$52,400.00	\$52,400.00
Totals	Graph	1	\$52,400.00	\$52,400.00	\$52,400.00	\$52,400.00

Latitude: 40.726329 Longitude: -73.985818

Employer Name/Worksite Address	Graph	Count	Mean Wage	Median Wage	Lowest Wage	Highest Wage
INNOSIGHT LLC, 409 EAST 6TH STREET, NEW YORK, NY (https://www.google.com/maps/place/409%20EAST%206TH%20STREET,NEW%20YORK,NY)	Graph	1	\$111,000.00	\$111,000.00	\$111,000.00	\$111,000.00
Totals	Graph	1	\$111,000.00	\$111,000.00	\$111,000.00	\$111,000.00

Latitude: 40.726331 Longitude: -73.993641

Employer Name/Worksite Address	Graph	Count	Mean Wage	Median Wage	Lowest Wage	Highest Wage
MAYA LIN STUDIO, INC., 39 BOND STREET, NEW YORK, NY (https://www.google.com/maps/place/39%20BOND%20STREET,NEW%20YORK,NY)	Graph	1	\$62,400.00	\$62,400.00	\$62,400.00	\$62,400.00
Totals	Graph	1	\$62,400.00	\$62,400.00	\$62,400.00	\$62,400.00

Employer Name/Worksite Address	Graph	Count	Mean Wage	Median Wage	Lowest Wage	Highest Wage
MAYA LIN STUDIO, INC., 39 BOND STREET, NEW YORK, NY (https://www.google.com/maps/place/39%20BOND%20STREET,NEW%20YORK,NY)	Graph	1	\$62,400.00	\$62,400.00	\$62,400.00	\$62,400.00
Totals	Graph	1	\$62,400.00	\$62,400.00	\$62,400.00	\$62,400.00

Latitude: 40.726358 Longitude: -74.00754

Employer Name/Worksite Address	Graph	Count	Mean Wage	Median Wage	Lowest Wage	Highest Wage
MARKABLE, INC., 315 HUDSON STREET, NEW YORK, NY (https://www.google.com/maps/place/315%20HUDSON%20STREET,NEW%20YORK,NY)	Graph	1	\$110,000.00	\$110,000.00	\$110,000.00	\$110,000.00
CEDRUS LLC, 315 HUDSON STREET, NEW YORK, NY (https://www.google.com/maps/place/315%20HUDSON%20STREET,NEW%20YORK,NY)	Graph	2	\$122,500.00	\$110,000.00	\$110,000.00	\$135,000.00
MODA OPERANDI, INC., 315 HUDSON STREET, NEW YORK, NY (https://www.google.com/maps/place/315%20HUDSON%20STREET,NEW%20YORK,NY)	Graph	2	\$54,000.00	\$48,000.00	\$48,000.00	\$60,000.00
INTENT MEDIA INC., 315 HUDSON STREET, NEW YORK, NY (https://www.google.com/maps/place/315%20HUDSON%20STREET,NEW%20YORK,NY)	Graph	7	\$130,201.43	\$120,000.00	\$95,000.00	\$190,000.00
Totals	Graph	12	\$114,534.17	\$110,000.00	\$48,000.00	\$190,000.00

Employer Name/Worksite Address	Graph	Count	Mean Wage	Median Wage	Lowest Wage	Highest Wage
CEDRUS LLC, 315 HUDSON STREET, NEW YORK, NY (https://www.google.com/maps/place/315%20HUDSON%20STREET,NEW%20YORK,NY)	Graph	16	\$99,345.73	\$110,000.00	\$26,000.00	\$190,000.00
Totals	Graph	16	\$99,345.73	\$110,000.00	\$26,000.00	\$190,000.00

Latitude: 40.726387 Longitude: -73.869725

Employer Name/Worksite Address	Graph	Count	Mean Wage	Median Wage	Lowest Wage	Highest Wage
YG CONSULTING LLC, 87-25 62 ROAD, REGO PARK, NY (https://www.google.com/maps/place/87-25%2062%20ROAD,REGO%20PARK,NY)	Graph	1	\$60,000.00	\$60,000.00	\$60,000.00	\$60,000.00
Totals	Graph	1	\$60,000.00	\$60,000.00	\$60,000.00	\$60,000.00

Employer Name/Worksite Address	Graph	Count	Mean Wage	Median Wage	Lowest Wage	Highest Wage
YG CONSULTING LLC, 87-25 62 ROAD, REGO PARK, NY (https://www.google.com/maps/place/87-25%2062%20ROAD,REGO%20PARK,NY)	Graph	1	\$60,000.00	\$60,000.00	\$60,000.00	\$60,000.00
Totals	Graph	1	\$60,000.00	\$60,000.00	\$60,000.00	\$60,000.00

Latitude: 40.726402 Longitude: -73.978635

Employer Name/Employer Address	Graph	Count	Mean Wage	Median Wage	Lowest Wage	Highest Wage
FRIENDS UP NORTH CORP., 703 E. 6TH STREET, 3RD FL., NEW YORK, NY (https://www.google.com/maps/place/703%20E.%206TH%20STREET,%203RD%20FL.,NEW%20YORK,NY)	Graph	1	\$46,675.00	\$46,675.00	\$46,675.00	\$46,675.00
M&G FOODSTUFF LLC, 56 AVENUE C, STORE NORTH, NEW YORK, NY (https://www.google.com/maps/place/56%20AVENUE%20C,%20STORE%20NORTH,NEW%20YORK,NY)	Graph	1	\$125,000.00	\$125,000.00	\$125,000.00	\$125,000.00
Totals	Graph	2	\$85,837.50	\$46,675.00	\$46,675.00	\$125,000.00

Employer Name/Worksite Address	Graph	Count	Mean Wage	Median Wage	Lowest Wage	Highest Wage
AUTOMATION HOLDINGS LLC, 277 AVENUE C, NEW YORK, NY (https://www.google.com/maps/place/277%20AVENUE%20C,NEW%20YORK,NY)	Graph	1	\$65,750.00	\$65,750.00	\$65,750.00	\$65,750.00
FRIENDS UP NORTH CORP., 703 E. 6TH STREET, 3RD FL., NEW YORK, NY (https://www.google.com/maps/place/703%20E.%206TH%20STREET,%203RD%20FL.,NEW%20YORK,NY)	Graph	1	\$46,675.00	\$46,675.00	\$46,675.00	\$46,675.00
HAPPY CONVERSATIONS INC., 421 EAST 9TH STREET, NEW YORK, NY (https://www.google.com/maps/place/421%20EAST%209TH%20STREET,NEW%20YORK,NY)	Graph	1	\$55,765.00	\$55,765.00	\$55,765.00	\$55,765.00
INTEL AMERICAS, 594 BROADWAY, NEW YORK, NY (https://www.google.com/maps/place/594%20BROADWAY,NEW%20YORK,NY)	Graph	1	\$114,920.00	\$114,920.00	\$114,920.00	\$114,920.00
M&G FOODSTUFF LLC, 56 AVENUE C, STORE NORTH, NEW YORK, NY (https://www.google.com/maps/place/56%20AVENUE%20C,%20STORE%20NORTH,NEW%20YORK,NY)	Graph	1	\$125,000.00	\$125,000.00	\$125,000.00	\$125,000.00
T. W. T. ONE HOLDING CORPORATION, 400 EAST 20TH STREET #4E, NEW YORK, NY (https://www.google.com/maps/place/400%20EAST%2020TH%20STREET%20#4E,NEW%20YORK,NY)	Graph	2	\$108,160.00	\$108,160.00	\$108,160.00	\$108,160.00
Totals	Graph	7	\$89,204.29	\$108,160.00	\$46,675.00	\$125,000.00

Latitude: 40.726408 Longitude: -74.006082

Employer Name/Employer Address	Graph	Count	Mean Wage	Median Wage	Lowest Wage	Highest Wage
RAFAEL VINOLY, ARCHITECTS P.C., 50 VANDAM STREET, NEW YORK, NY (https://www.google.com/maps/place/50%20VANDAM%20STREET,NEW%20YORK,NY)	Graph	1	\$95,000.00	\$95,000.00	\$95,000.00	\$95,000.00
RAFAEL VINOLY, ARCHITECTS PC, 50 VANDAM STREET, NEW YORK, NY (https://www.google.com/maps/place/50%20VANDAM%20STREET,NEW%20YORK,NY)	Graph	1	\$63,000.00	\$63,000.00	\$63,000.00	\$63,000.00
RAFAEL VINOLY ARCHITECTS PC, 50 VANDAM ST, NEW YORK, NY (https://www.google.com/maps/place/50%20VANDAM%20ST,NEW%20YORK,NY)	Graph	6	\$52,832.00	\$53,000.00	\$38,896.00	\$60,000.00
Totals	Graph	8	\$59,374.00	\$57,096.00	\$38,896.00	\$95,000.00

Employer Name/Worksite Address	Graph	Count	Mean Wage	Median Wage	Lowest Wage	Highest Wage
RAFAEL VINOLY, ARCHITECTS P.C., 50 VANDAM STREET, NEW YORK, NY (https://www.google.com/maps/place/50%20VANDAM%20STREET,NEW%20YORK,NY)	Graph	2	\$79,000.00	\$63,000.00	\$63,000.00	\$95,000.00
RAFAEL VINOLY ARCHITECTS PC, 50 VANDAM ST, NEW YORK, NY (https://www.google.com/maps/place/50%20VANDAM%20ST,NEW%20YORK,NY)	Graph	6	\$52,832.00	\$53,000.00	\$38,896.00	\$60,000.00
Totals	Graph	8	\$59,374.00	\$57,096.00	\$38,896.00	\$95,000.00

Latitude: 40.726418 Longitude: -73.993517

Employer Name/Employer Address	Graph	Count	Mean Wage	Median Wage	Lowest Wage	Highest Wage
PSFK, LLC, 42 BOND ST, NEW YORK, NY (https://www.google.com/maps/place/42%20BOND%20ST,NEW%20YORK,NY)	Graph	1	\$55,000.00	\$55,000.00	\$55,000.00	\$55,000.00
Totals	Graph	1	\$55,000.00	\$55,000.00	\$55,000.00	\$55,000.00

Employer Name/Worksite Address	Graph	Count	Mean Wage	Median Wage	Lowest Wage	Highest Wage
PSFK, LLC, 42 BOND STREET, 6TH FLOOR, NEW YORK, NY (https://www.google.com/maps/place/42%20BOND%20STREET,%206TH%20FLOOR,NEW%20YORK,NY)	Graph	1	\$55,000.00	\$55,000.00	\$55,000.00	\$55,000.00

Employer Name/Worksite Address	Graph	Count	Mean Wage	Median Wage	Lowest Wage	Highest Wage
Totals	Graph	1	\$55,000.00	\$55,000.00	\$55,000.00	\$55,000.00

Latitude: 40.72646 Longitude: -73.789347

Employer Name/Worksite Address	Graph	Count	Mean Wage	Median Wage	Lowest Wage	Highest Wage
MICHAEL H. LOSHIGIAN, DPM, PC, 179-26 UNION TURNPIKE, FRESH MEADOWS, NY (https://www.google.com/maps/place/179-26%20UNION%20TURNPIKE,FRESH%20MEADOWS,NY)	Graph	1	\$110,000.00	\$110,000.00	\$110,000.00	\$110,000.00
Totals	Graph	1	\$110,000.00	\$110,000.00	\$110,000.00	\$110,000.00

Employer Name/Worksite Address	Graph	Count	Mean Wage	Median Wage	Lowest Wage	Highest Wage
MICHAEL H. LOSHIGIAN, DPM, PC, 179-26 UNION TURNPIKE, FRESH MEADOWS, NY (https://www.google.com/maps/place/179-26%20UNION%20TURNPIKE,FRESH%20MEADOWS,NY)	Graph	1	\$110,000.00	\$110,000.00	\$110,000.00	\$110,000.00
Totals	Graph	1	\$110,000.00	\$110,000.00	\$110,000.00	\$110,000.00

Latitude: 40.726533 Longitude: -74.005576

Employer Name/Worksite Address	Graph	Count	Mean Wage	Median Wage	Lowest Wage	Highest Wage
KIRSHENBAUM BOND SENEAL & PARTNERS, 160 VARICK STREET, NEW YORK, NY (https://www.google.com/maps/place/160%20VARICK%20STREET,NEW%20YORK,NY)	Graph	1	\$83,000.00	\$83,000.00	\$83,000.00	\$83,000.00
MICHILLI INC., 160 VARICK ST, NEW YORK, NY (https://www.google.com/maps/place/160%20VARICK%20ST,NEW%20YORK,NY)	Graph	1	\$47,632.00	\$47,632.00	\$47,632.00	\$47,632.00
MICHILLI INC., 160 VARICK STREET, NEW YORK, NY (https://www.google.com/maps/place/160%20VARICK%20STREET,NEW%20YORK,NY)	Graph	1	\$115,000.00	\$115,000.00	\$115,000.00	\$115,000.00
SAILTHRU, INC., 160 VARICK STREET, NEW YORK, NY (https://www.google.com/maps/place/160%20VARICK%20STREET,NEW%20YORK,NY)	Graph	4	\$95,961.00	\$90,813.00	\$70,221.00	\$111,405.00
KIRSHENBAUM BOND SENEAL + PARTNERS, 160 VARICK STREET, NEW YORK, NY (https://www.google.com/maps/place/160%20VARICK%20STREET,NEW%20YORK,NY)	Graph	5	\$126,000.00	\$125,000.00	\$65,000.00	\$170,000.00
Totals	Graph	12	\$104,956.33	\$111,405.00	\$47,632.00	\$170,000.00

Employer Name/Worksite Address	Graph	Count	Mean Wage	Median Wage	Lowest Wage	Highest Wage
MICHILLI INC., 160 VARICK ST, NEW YORK, NY (https://www.google.com/maps/place/160%20VARICK%20ST,NEW%20YORK,NY)	Graph	1	\$47,632.00	\$47,632.00	\$47,632.00	\$47,632.00
SAILTHRU, INC., 160 VARICK STREET, NEW YORK, NY (https://www.google.com/maps/place/160%20VARICK%20STREET,NEW%20YORK,NY)	Graph	11	\$110,167.64	\$111,405.00	\$65,000.00	\$170,000.00
Totals	Graph	12	\$104,956.33	\$111,405.00	\$47,632.00	\$170,000.00

Latitude: 40.72655 Longitude: -74.00343

Employer Name/Worksite Address	Graph	Count	Mean Wage	Median Wage	Lowest Wage	Highest Wage
EPAM SYSTEMS, INC., 1221 AVENUE OF THE AMERICAS, NEW YORK, NY (https://www.google.com/maps/place/1221%20AVENUE%20OF%20THE%20AMERICAS,NEW%20YORK,NY)	Graph	15	\$80,000.00	\$80,000.00	\$80,000.00	\$80,000.00
Totals	Graph	15	\$80,000.00	\$80,000.00	\$80,000.00	\$80,000.00

Latitude: 40.726557 Longitude: -74.00767

Employer Name/Worksite Address	Graph	Count	Mean Wage	Median Wage	Lowest Wage	Highest Wage
--------------------------------	-------	-------	-----------	-------------	-------------	--------------

Employer Name/Worksite Address	Graph	Count	Mean Wage	Median Wage	Lowest Wage	Highest Wage
AHRC - NYC, 80 VANDAM STREET, NEW YORK, NY (https://www.google.com/maps/place/80%20VANDAM%20STREET,NEW%20YORK,NY)	Graph	3	\$33,157.33	\$29,702.40	\$26,769.60	\$43,000.00
Totals	Graph	3	\$33,157.33	\$29,702.40	\$26,769.60	\$43,000.00

Latitude: 40.726621 Longitude: -73.995679

Employer Name/Employer Address	Graph	Count	Mean Wage	Median Wage	Lowest Wage	Highest Wage
KULE LLC, 648 BROADWAY SUITE 1001, NEW YORK, NY (https://www.google.com/maps/place/648%20BROADWAY%20SUITE%201001,NEW%20YORK,NY)	Graph	1	\$42,890.00	\$42,890.00	\$42,890.00	\$42,890.00
LON OPERATIONS LLC, 648 BROADWAY, NEW YORK, NY (https://www.google.com/maps/place/648%20BROADWAY,NEW%20YORK,NY)	Graph	2	\$112,500.00	\$110,000.00	\$110,000.00	\$115,000.00
Totals	Graph	3	\$89,296.67	\$110,000.00	\$42,890.00	\$115,000.00

Employer Name/Worksite Address	Graph	Count	Mean Wage	Median Wage	Lowest Wage	Highest Wage
LON OPERATIONS LLC, 648 BROADWAY, NEW YORK, NY (https://www.google.com/maps/place/648%20BROADWAY,NEW%20YORK,NY)	Graph	7	\$82,142.86	\$70,000.00	\$70,000.00	\$115,000.00
Totals	Graph	7	\$82,142.86	\$70,000.00	\$70,000.00	\$115,000.00

Latitude: 40.726703 Longitude: -73.988604

Employer Name/Employer Address	Graph	Count	Mean Wage	Median Wage	Lowest Wage	Highest Wage
TEMME MEDIA LLC, 309 EAST 5TH STREET, NEW YORK, NY (https://www.google.com/maps/place/309%20EAST%205TH%20STREET,NEW%20YORK,NY)	Graph	1	\$50,000.00	\$50,000.00	\$50,000.00	\$50,000.00
Totals	Graph	1	\$50,000.00	\$50,000.00	\$50,000.00	\$50,000.00

Employer Name/Worksite Address	Graph	Count	Mean Wage	Median Wage	Lowest Wage	Highest Wage
TEMME MEDIA LLC, 309 EAST 5TH STREET, NEW YORK, NY (https://www.google.com/maps/place/309%20EAST%205TH%20STREET,NEW%20YORK,NY)	Graph	1	\$50,000.00	\$50,000.00	\$50,000.00	\$50,000.00
Totals	Graph	1	\$50,000.00	\$50,000.00	\$50,000.00	\$50,000.00

Latitude: 40.72672 Longitude: -74.007482

Employer Name/Employer Address	Graph	Count	Mean Wage	Median Wage	Lowest Wage	Highest Wage
MIC NETWORK, INC., 325 HUDSON STREET, NEW YORK, NY (https://www.google.com/maps/place/325%20HUDSON%20STREET,NEW%20YORK,NY)	Graph	1	\$130,000.00	\$130,000.00	\$130,000.00	\$130,000.00
Totals	Graph	1	\$130,000.00	\$130,000.00	\$130,000.00	\$130,000.00

Employer Name/Worksite Address	Graph	Count	Mean Wage	Median Wage	Lowest Wage	Highest Wage
MIC NETWORK, INC., 325 HUDSON STREET, NEW YORK, NY (https://www.google.com/maps/place/325%20HUDSON%20STREET,NEW%20YORK,NY)	Graph	1	\$130,000.00	\$130,000.00	\$130,000.00	\$130,000.00
Totals	Graph	1	\$130,000.00	\$130,000.00	\$130,000.00	\$130,000.00

Latitude: 40.726768 Longitude: -73.994534

Employer Name/Employer Address	Graph	Count	Mean Wage	Median Wage	Lowest Wage	Highest Wage
--------------------------------	-------	-------	-----------	-------------	-------------	--------------

Employer Name/Employer Address	Graph	Count	Mean Wage	Median Wage	Lowest Wage	Highest Wage
BOND 7 SHOWROOM, 7 BOND STREET, NEW YORK, NY (https://www.google.com/maps/place/7%20BOND%20STREET,NEW%20YORK,NY)	Graph	1	\$46,675.00	\$46,675.00	\$46,675.00	\$46,675.00
Totals	Graph	1	\$46,675.00	\$46,675.00	\$46,675.00	\$46,675.00

Employer Name/Worksite Address	Graph	Count	Mean Wage	Median Wage	Lowest Wage	Highest Wage
BOND 7 SHOWROOM, 7 BOND STREET, NEW YORK, NY (https://www.google.com/maps/place/7%20BOND%20STREET,NEW%20YORK,NY)	Graph	1	\$46,675.00	\$46,675.00	\$46,675.00	\$46,675.00
Totals	Graph	1	\$46,675.00	\$46,675.00	\$46,675.00	\$46,675.00

Latitude: 40.726906 Longitude: -74.005517

Employer Name/Employer Address	Graph	Count	Mean Wage	Median Wage	Lowest Wage	Highest Wage
MEDIA STORM, LLC, 170 VARICK STREET, NEW YORK, NY (https://www.google.com/maps/place/170%20VARICK%20STREET,NEW%20YORK,NY)	Graph	5	\$60,669.40	\$57,491.00	\$46,675.00	\$70,845.00
Totals	Graph	5	\$60,669.40	\$57,491.00	\$46,675.00	\$70,845.00

Employer Name/Worksite Address	Graph	Count	Mean Wage	Median Wage	Lowest Wage	Highest Wage
HARRY'S USA, INC., 170 VARICK ST., NEW YORK, NY (https://www.google.com/maps/place/170%20VARICK%20ST.,NEW%20YORK,NY)	Graph	1	\$160,000.00	\$160,000.00	\$160,000.00	\$160,000.00
MEDIA STORM, LLC, 170 VARICK STREET, NEW YORK, NY (https://www.google.com/maps/place/170%20VARICK%20STREET,NEW%20YORK,NY)	Graph	7	\$87,763.86	\$70,845.00	\$46,675.00	\$165,000.00
Totals	Graph	8	\$96,793.38	\$70,845.00	\$46,675.00	\$165,000.00

Latitude: 40.726979 Longitude: -74.007308

Employer Name/Employer Address	Graph	Count	Mean Wage	Median Wage	Lowest Wage	Highest Wage
CONCENTRIC PARTNERS LLC, 330 HUDSON STREET, NEW YORK, NY (https://www.google.com/maps/place/330%20HUDSON%20STREET,NEW%20YORK,NY)	Graph	1	\$130,000.00	\$130,000.00	\$130,000.00	\$130,000.00
MONEY MEDIA INC., 330 HUDSON STREET, NEW YORK, NY (https://www.google.com/maps/place/330%20HUDSON%20STREET,NEW%20YORK,NY)	Graph	1	\$70,000.00	\$70,000.00	\$70,000.00	\$70,000.00
RUBICONMD, INC., 330 HUDSON STREET, NEW YORK, NY (https://www.google.com/maps/place/330%20HUDSON%20STREET,NEW%20YORK,NY)	Graph	2	\$125,000.00	\$125,000.00	\$125,000.00	\$125,000.00
THE SAPLING FOUNDATION, 330 HUDSON STREET, NEW YORK, NY (https://www.google.com/maps/place/330%20HUDSON%20STREET,NEW%20YORK,NY)	Graph	7	\$98,714.29	\$115,000.00	\$50,000.00	\$148,000.00
MERGERMARKET (U.S.) LTD., 330 HUDSON ST., NEW YORK, NY (https://www.google.com/maps/place/330%20HUDSON%20ST.,NEW%20YORK,NY)	Graph	10	\$79,221.19	\$68,000.00	\$50,000.00	\$117,211.90
Totals	Graph	21	\$92,057.71	\$91,000.00	\$50,000.00	\$148,000.00

Employer Name/Worksite Address	Graph	Count	Mean Wage	Median Wage	Lowest Wage	Highest Wage
NCS PEARSON, INC., 330 HUDSON STREET, 7TH FLOOR, NEW YORK, NY (https://www.google.com/maps/place/330%20HUDSON%20STREET,%207TH%20FLOOR,NEW%20YORK,NY)	Graph	1	\$84,579.00	\$84,579.00	\$84,579.00	\$84,579.00
PEARSON INC., 330 HUDSON ST., NEW YORK, NY (https://www.google.com/maps/place/330%20HUDSON%20ST.,NEW%20YORK,NY)	Graph	2	\$120,570.50	\$108,000.00	\$108,000.00	\$133,140.00
MERGERMARKET (U.S.) LTD., 330 HUDSON ST, NEW YORK, NY (https://www.google.com/maps/place/330%20HUDSON%20ST,NEW%20YORK,NY)	Graph	11	\$76,038.26	\$73,403.00	\$50,000.00	\$117,211.90
THE SAPLING FOUNDATION, 330 HUDSON STREET, NEW YORK, NY (https://www.google.com/maps/place/330%20HUDSON%20STREET,NEW%20YORK,NY)	Graph	20	\$121,848.40	\$111,405.00	\$45,698.00	\$584,040.00
Totals	Graph	34	\$105,856.14	\$84,579.00	\$45,698.00	\$584,040.00

Latitude: 40.727032 Longitude: -74.004929

Employer Name/Employer Address	Graph	Count	Mean Wage	Median Wage	Lowest Wage	Highest Wage
LITTLE RED SCHOOL HOUSE & ELISABETH IRWIN HIGH SCHOOL, 40 CHARLTON STREET, NEW YORK, NY (https://www.google.com/maps/place/40%20CHARLTON%20STREET,NEW%20YORK,NY)	Graph	1	\$92,823.00	\$92,823.00	\$92,823.00	\$92,823.00
LITTLE RED SCHOOLHOUSE AND ELISABETH IRWIN HIGHSCHOOL, 40 CHARLTON STREET, NEW YORK, NY (https://www.google.com/maps/place/40%20CHARLTON%20STREET,NEW%20YORK,NY)	Graph	1	\$75,046.00	\$75,046.00	\$75,046.00	\$75,046.00
Totals	Graph	2	\$83,934.50	\$75,046.00	\$75,046.00	\$92,823.00

Employer Name/Worksite Address	Graph	Count	Mean Wage	Median Wage	Lowest Wage	Highest Wage
LITTLE RED SCHOOL HOUSE & ELISABETH IRWIN HIGH SCHOOL, 40 CHARLTON STREET, NEW YORK, NY (https://www.google.com/maps/place/40%20CHARLTON%20STREET,NEW%20YORK,NY)	Graph	1	\$92,823.00	\$92,823.00	\$92,823.00	\$92,823.00
Totals	Graph	1	\$92,823.00	\$92,823.00	\$92,823.00	\$92,823.00

Latitude: 40.727059 Longitude: -74.005627

Employer Name/Worksite Address	Graph	Count	Mean Wage	Median Wage	Lowest Wage	Highest Wage
NEW YORK UNIVERSITY SCHOOL OF MEDICINE, 180 VARICK STREET, NEW YORK, NY (https://www.google.com/maps/place/180%20VARICK%20STREET,NEW%20YORK,NY)	Graph	1	\$42,910.00	\$42,910.00	\$42,910.00	\$42,910.00
Totals	Graph	1	\$42,910.00	\$42,910.00	\$42,910.00	\$42,910.00

Latitude: 40.727066 Longitude: -74.007428

Employer Name/Employer Address	Graph	Count	Mean Wage	Median Wage	Lowest Wage	Highest Wage
GLOW INTERACTIVE, INC, 333 HUDSON STREET, NEW YORK, NY (https://www.google.com/maps/place/333%20HUDSON%20STREET,NEW%20YORK,NY)	Graph	1	\$75,000.00	\$75,000.00	\$75,000.00	\$75,000.00
MONEY.NET INCORPORATED, 333 HUDSON STREET, NEW YORK, NY (https://www.google.com/maps/place/333%20HUDSON%20STREET,NEW%20YORK,NY)	Graph	2	\$85,000.00	\$80,000.00	\$80,000.00	\$90,000.00
ANCHOR WORLDWIDE LLC, 333 HUDSON STREET, NEW YORK, NY (https://www.google.com/maps/place/333%20HUDSON%20STREET,NEW%20YORK,NY)	Graph	3	\$80,000.00	\$100,000.00	\$40,000.00	\$100,000.00
CONCENTRIC PARTNERS, LLC, 333 HUDSON STREET, NEW YORK, NY (https://www.google.com/maps/place/333%20HUDSON%20STREET,NEW%20YORK,NY)	Graph	3	\$57,666.67	\$55,000.00	\$43,000.00	\$75,000.00
Totals	Graph	9	\$73,111.11	\$75,000.00	\$40,000.00	\$100,000.00

Employer Name/Worksite Address	Graph	Count	Mean Wage	Median Wage	Lowest Wage	Highest Wage
MONEY.NET INCORPORATED, 333 HUDSON STREET, NEW YORK, NY (https://www.google.com/maps/place/333%20HUDSON%20STREET,NEW%20YORK,NY)	Graph	6	\$69,666.67	\$75,000.00	\$43,000.00	\$90,000.00
Totals	Graph	6	\$69,666.67	\$75,000.00	\$43,000.00	\$90,000.00

Latitude: 40.727097 Longitude: -73.989537

Employer Name/Employer Address	Graph	Count	Mean Wage	Median Wage	Lowest Wage	Highest Wage
CELANO DESIGN INC, 224 5TH AVENUE, NEW YORK, NY (https://www.google.com/maps/place/224%205TH%20AVENUE,NEW%20YORK,NY)	Graph	1	\$39,956.80	\$39,956.80	\$39,956.80	\$39,956.80
Totals	Graph	1	\$39,956.80	\$39,956.80	\$39,956.80	\$39,956.80

Employer Name/Worksite Address	Graph	Count	Mean Wage	Median Wage	Lowest Wage	Highest Wage
--------------------------------	-------	-------	-----------	-------------	-------------	--------------

Employer Name/Worksite Address	Graph	Count	Mean Wage	Median Wage	Lowest Wage	Highest Wage
CELANO DESIGN INC, 224 5TH AVENUE, NEW YORK, NY (https://www.google.com/maps/place/224%205TH%20AVENUE,NEW%20YORK,NY)	Graph	1	\$39,956.80	\$39,956.80	\$39,956.80	\$39,956.80
Totals	Graph	1	\$39,956.80	\$39,956.80	\$39,956.80	\$39,956.80

Latitude: 40.727124 Longitude: -73.985572

Employer Name/Worksite Address	Graph	Count	Mean Wage	Median Wage	Lowest Wage	Highest Wage
MALA PROJECT INC, 122 1ST AVENUE, NEW YORK, NY (https://www.google.com/maps/place/122%201ST%20AVENUE,NEW%20YORK,NY)	Graph	1	\$98,800.00	\$98,800.00	\$98,800.00	\$98,800.00
Totals	Graph	1	\$98,800.00	\$98,800.00	\$98,800.00	\$98,800.00

Employer Name/Worksite Address	Graph	Count	Mean Wage	Median Wage	Lowest Wage	Highest Wage
MALA PROJECT INC, 122 1ST AVENUE, NEW YORK, NY (https://www.google.com/maps/place/122%201ST%20AVENUE,NEW%20YORK,NY)	Graph	1	\$98,800.00	\$98,800.00	\$98,800.00	\$98,800.00
Totals	Graph	1	\$98,800.00	\$98,800.00	\$98,800.00	\$98,800.00

Latitude: 40.727129 Longitude: -73.989525

Employer Name/Worksite Address	Graph	Count	Mean Wage	Median Wage	Lowest Wage	Highest Wage
SAMUEL FRENCH, INC., 235 PARK AVE SOUTH, NEW YORK, NY (https://www.google.com/maps/place/235%20PARK%20AVE%20SOUTH,NEW%20YORK,NY)	Graph	1	\$46,675.20	\$46,675.20	\$46,675.20	\$46,675.20
Totals	Graph	1	\$46,675.20	\$46,675.20	\$46,675.20	\$46,675.20

Latitude: 40.727229 Longitude: -74.007402

Employer Name/Worksite Address	Graph	Count	Mean Wage	Median Wage	Lowest Wage	Highest Wage
ZYLOG SYSTEMS LTD., 350 HUDSON ST, NEW YORK, NY (https://www.google.com/maps/place/350%20HUDSON%20ST,NEW%20YORK,NY)	Graph	1	\$75,795.00	\$75,795.00	\$75,795.00	\$75,795.00
Totals	Graph	1	\$75,795.00	\$75,795.00	\$75,795.00	\$75,795.00

Latitude: 40.727229 Longitude: -73.855248

Employer Name/Worksite Address	Graph	Count	Mean Wage	Median Wage	Lowest Wage	Highest Wage
PRIME LEADERS HEALTH SERVICES, INC., 98-120 QUEENS BOULEVARD, REGO PARK, NY (https://www.google.com/maps/place/98-120%20QUEENS%20BOULEVARD,REGO%20PARK,NY)	Graph	1	\$66,000.00	\$66,000.00	\$66,000.00	\$66,000.00
Totals	Graph	1	\$66,000.00	\$66,000.00	\$66,000.00	\$66,000.00

Latitude: 40.727242 Longitude: -73.978764

Employer Name/Worksite Address	Graph	Count	Mean Wage	Median Wage	Lowest Wage	Highest Wage
IDENTITI WEB DEVELOPMENT LLC, 629 E 11TH STREET, NEW YORK, NY (https://www.google.com/maps/place/629%20E%2011TH%20STREET,NEW%20YORK,NY)	Graph	1	\$73,000.00	\$73,000.00	\$73,000.00	\$73,000.00
Totals	Graph	1	\$73,000.00	\$73,000.00	\$73,000.00	\$73,000.00

Employer Name/Worksite Address	Graph	Count	Mean Wage	Median Wage	Lowest Wage	Highest Wage
--------------------------------	-------	-------	-----------	-------------	-------------	--------------

Employer Name/Worksite Address	Graph	Count	Mean Wage	Median Wage	Lowest Wage	Highest Wage
IDENTITI WEB DEVELOPMENT LLC, 629 E 11TH STREET, NEW YORK, NY (https://www.google.com/maps/place/629%20E%2011TH%20STREET,NEW%20YORK,NY)	Graph	1	\$73,000.00	\$73,000.00	\$73,000.00	\$73,000.00
Totals	Graph	1	\$73,000.00	\$73,000.00	\$73,000.00	\$73,000.00

Latitude: 40.727255 Longitude: -74.005462

Employer Name/Employer Address	Graph	Count	Mean Wage	Median Wage	Lowest Wage	Highest Wage
2X4, INC., 180 VARICK STREET, SUITE 1518, NEW YORK, NY (https://www.google.com/maps/place/180%20VARICK%20STREET,%20SUITE%201518,NEW%20YORK,NY)	Graph	1	\$50,000.00	\$50,000.00	\$50,000.00	\$50,000.00
ATELIER INSTITUTE LLC, 180 VARICK STREET, NEW YORK, NY (https://www.google.com/maps/place/180%20VARICK%20STREET,NEW%20YORK,NY)	Graph	1	\$39,000.00	\$39,000.00	\$39,000.00	\$39,000.00
INTERMEDIA GROUP, INC., 180 VARICK ST., NEW YORK, NY (https://www.google.com/maps/place/180%20VARICK%20ST.,NEW%20YORK,NY)	Graph	1	\$105,000.00	\$105,000.00	\$105,000.00	\$105,000.00
JANSON GOLDSTEIN LLP, 180 VARICK STREET, NEW YORK, NY (https://www.google.com/maps/place/180%20VARICK%20STREET,NEW%20YORK,NY)	Graph	1	\$53,800.00	\$53,800.00	\$53,800.00	\$53,800.00
JANSON GOLDSTEIN LLP, 180 VARICK STREET. SUITE 1414, NEW YORK, NY (https://www.google.com/maps/place/180%20VARICK%20STREET.%20SUITE%201414,NEW%20YORK,NY)	Graph	1	\$53,800.00	\$53,800.00	\$53,800.00	\$53,800.00
LONGTAIL STUDIOS, INC., 180 VARICK STREET, NEW YORK, NY (https://www.google.com/maps/place/180%20VARICK%20STREET,NEW%20YORK,NY)	Graph	1	\$70,221.00	\$70,221.00	\$70,221.00	\$70,221.00
MEYER DAVIS STUDIO, INC, 180 VARICK STREET, SUITE 404, NEW YORK, NY (https://www.google.com/maps/place/180%20VARICK%20STREET,%20SUITE%20404,NEW%20YORK,NY)	Graph	1	\$50,000.00	\$50,000.00	\$50,000.00	\$50,000.00
SATURDAYS SURF LLC, 180 VARICK STREET, SUITE 1220, NEW YORK, NY (https://www.google.com/maps/place/180%20VARICK%20STREET,%20SUITE%201220,NEW%20YORK,NY)	Graph	1	\$43,721.60	\$43,721.60	\$43,721.60	\$43,721.60
VICTOR TEXTILES US INC., 180 VARICK STREET, NEW YORK, NY (https://www.google.com/maps/place/180%20VARICK%20STREET,NEW%20YORK,NY)	Graph	1	\$43,722.00	\$43,722.00	\$43,722.00	\$43,722.00
LLOYD & COMPANY ADVERTISING, INC., 180 VARICK STREET, NEW YORK, NY (https://www.google.com/maps/place/180%20VARICK%20STREET,NEW%20YORK,NY)	Graph	2	\$97,500.00	\$90,000.00	\$90,000.00	\$105,000.00
OMA AMO ARCHITECTURE PC, 180 VARICK STREET, SUITE 1328, NEW YORK, NY (https://www.google.com/maps/place/180%20VARICK%20STREET,%20SUITE%201328,NEW%20YORK,NY)	Graph	7	\$57,914.86	\$55,000.00	\$45,000.00	\$85,000.00
Totals	Graph	18	\$61,648.26	\$53,800.00	\$39,000.00	\$105,000.00

Employer Name/Worksite Address	Graph	Count	Mean Wage	Median Wage	Lowest Wage	Highest Wage
2X4, INC., 180 VARICK STREET, SUITE 1518, NEW YORK, NY (https://www.google.com/maps/place/180%20VARICK%20STREET,%20SUITE%201518,NEW%20YORK,NY)	Graph	1	\$50,000.00	\$50,000.00	\$50,000.00	\$50,000.00
JANSON GOLDSTEIN LLP, 180 VARICK STREET. SUITE 1414, NEW YORK, NY (https://www.google.com/maps/place/180%20VARICK%20STREET.%20SUITE%201414,NEW%20YORK,NY)	Graph	1	\$53,800.00	\$53,800.00	\$53,800.00	\$53,800.00
MEYER DAVIS STUDIO, INC, 180 VARICK STREET, SUITE 404, NEW YORK, NY (https://www.google.com/maps/place/180%20VARICK%20STREET,%20SUITE%20404,NEW%20YORK,NY)	Graph	1	\$50,000.00	\$50,000.00	\$50,000.00	\$50,000.00
SATURDAYS SURF LLC, 180 VARICK STREET, SUITE 1220, NEW YORK, NY (https://www.google.com/maps/place/180%20VARICK%20STREET,%20SUITE%201220,NEW%20YORK,NY)	Graph	1	\$43,721.60	\$43,721.60	\$43,721.60	\$43,721.60
OMA AMO ARCHITECTURE PC, 180 VARICK STREET, SUITE 1328, NEW YORK, NY (https://www.google.com/maps/place/180%20VARICK%20STREET,%20SUITE%201328,NEW%20YORK,NY)	Graph	7	\$57,914.86	\$55,000.00	\$45,000.00	\$85,000.00
NEW YORK UNIVERSITY SCHOOL OF MEDICINE, 180 VARICK STREET, NEW YORK, NY (https://www.google.com/maps/place/180%20VARICK%20STREET,NEW%20YORK,NY)	Graph	9	\$68,615.89	\$70,221.00	\$39,000.00	\$105,000.00
Totals	Graph	20	\$61,023.43	\$53,800.00	\$39,000.00	\$105,000.00

Latitude: 40.727259 Longitude: -73.995142

Employer Name/Employer Address	Graph	Count	Mean Wage	Median Wage	Lowest Wage	Highest Wage
CENTER FOR CONSTITUTIONAL RIGHTS, 666 BROADWAY, NEW YORK, NY (https://www.google.com/maps/place/666%20BROADWAY,NEW%20YORK,NY)	Graph	1	\$82,746.00	\$82,746.00	\$82,746.00	\$82,746.00

Employer Name/Employer Address	Graph	Count	Mean Wage	Median Wage	Lowest Wage	Highest Wage
KIKKERLAND DESIGN, INC, 666 BROADWAY, NEW YORK CITY, NY (https://www.google.com/maps/place/666%20BROADWAY,NEW%20YORK%20CITY,NY)	Graph	1	\$70,000.00	\$70,000.00	\$70,000.00	\$70,000.00
Totals	Graph	2	\$76,373.00	\$70,000.00	\$70,000.00	\$82,746.00

Employer Name/Worksite Address	Graph	Count	Mean Wage	Median Wage	Lowest Wage	Highest Wage
KIKKERLAND DESIGN, INC, 666 BROADWAY, NEW YORK CITY, NY (https://www.google.com/maps/place/666%20BROADWAY,NEW%20YORK%20CITY,NY)	Graph	1	\$70,000.00	\$70,000.00	\$70,000.00	\$70,000.00
TIBI, LLC, 666 BROADWAY, NEW YORK, NY (https://www.google.com/maps/place/666%20BROADWAY,NEW%20YORK,NY)	Graph	2	\$58,876.20	\$35,006.40	\$35,006.40	\$82,746.00
Totals	Graph	3	\$62,584.13	\$70,000.00	\$35,006.40	\$82,746.00

Latitude: 40.727272 Longitude: -74.006046

Employer Name/Employer Address	Graph	Count	Mean Wage	Median Wage	Lowest Wage	Highest Wage
YANK TECHNOLOGIES, INC., 69 CHARLTON STREET, NEW YORK, NY (https://www.google.com/maps/place/69%20CHARLTON%20STREET,NEW%20YORK,NY)	Graph	1	\$85,000.00	\$85,000.00	\$85,000.00	\$85,000.00
YUNOJUNO INC., 69 CHARLTON STREET, NEW YORK, NY (https://www.google.com/maps/place/69%20CHARLTON%20STREET,NEW%20YORK,NY)	Graph	1	\$153,005.00	\$153,005.00	\$153,005.00	\$153,005.00
COCUSOCIAL, LLC, 69 CHARLTON STREET, NEW YORK, NY (https://www.google.com/maps/place/69%20CHARLTON%20STREET,NEW%20YORK,NY)	Graph	2	\$54,000.00	\$45,000.00	\$45,000.00	\$63,000.00
Totals	Graph	4	\$86,501.25	\$63,000.00	\$45,000.00	\$153,005.00

Employer Name/Worksite Address	Graph	Count	Mean Wage	Median Wage	Lowest Wage	Highest Wage
YUNOJUNO INC., 69 CHARLTON STREET, NEW YORK, NY (https://www.google.com/maps/place/69%20CHARLTON%20STREET,NEW%20YORK,NY)	Graph	5	\$89,201.00	\$85,000.00	\$45,000.00	\$153,005.00
Totals	Graph	5	\$89,201.00	\$85,000.00	\$45,000.00	\$153,005.00

Latitude: 40.727273 Longitude: -73.620458

Employer Name/Worksite Address	Graph	Count	Mean Wage	Median Wage	Lowest Wage	Highest Wage
VANTAGE ERP, LLC, 71 CLINTON RD., GARDEN CITY, NY (https://www.google.com/maps/place/71%20CLINTON%20RD.,GARDEN%20CITY,NY)	Graph	1	\$80,000.00	\$80,000.00	\$80,000.00	\$80,000.00
TATA CONSULTANCY SERVICES LIMITED, 71 CLINTON RD, GARDEN CITY, NY (https://www.google.com/maps/place/71%20CLINTON%20RD,GARDEN%20CITY,NY)	Graph	2	\$72,645.50	\$65,291.00	\$65,291.00	\$80,000.00
TATA CONSULTANCY SERVICES LIMITED, 71 CLINTON ROAD, GARDEN CITY, NY (https://www.google.com/maps/place/71%20CLINTON%20ROAD,GARDEN%20CITY,NY)	Graph	2	\$62,940.50	\$60,590.00	\$60,590.00	\$65,291.00
Totals	Graph	5	\$70,234.40	\$65,291.00	\$60,590.00	\$80,000.00

Latitude: 40.727276 Longitude: -74.005592

Employer Name/Employer Address	Graph	Count	Mean Wage	Median Wage	Lowest Wage	Highest Wage
AGILITY IO LLC, 175 VARICK ST, 8TH FLOOR, NEW YORK, NY (https://www.google.com/maps/place/175%20VARICK%20ST,%208TH%20FLOOR,NEW%20YORK,NY)	Graph	1	\$56,000.00	\$56,000.00	\$56,000.00	\$56,000.00
AGILITY IO LLC, 175 VARICK STREET, NEW YORK, NY (https://www.google.com/maps/place/175%20VARICK%20STREET,NEW%20YORK,NY)	Graph	1	\$130,000.00	\$130,000.00	\$130,000.00	\$130,000.00
BANK STREET PRODUCTIONS LLC, 175 VARICK STREET, NEW YORK CITY, NY (https://www.google.com/maps/place/175%20VARICK%20STREET,NEW%20YORK%20CITY,NY)	Graph	1	\$103,147.20	\$103,147.20	\$103,147.20	\$103,147.20
BIG T NYC, LLC, 175 VARICK STREET, 8TH FLOOR, NEW YORK, NY (https://www.google.com/maps/place/175%20VARICK%20STREET,%208TH%20FLOOR,NEW%20YORK,NY)	Graph	1	\$79,500.00	\$79,500.00	\$79,500.00	\$79,500.00

Employer Name/Employer Address	Graph	Count	Mean Wage	Median Wage	Lowest Wage	Highest Wage
DASH LABS, INC., 175 VARICK STREET, 4TH FLOOR, NEW YORK, NY (https://www.google.com/maps/place/175%20VARICK%20STREET,%204TH%20FLOOR,NEW%20YORK,NY)	Graph	1	\$70,221.00	\$70,221.00	\$70,221.00	\$70,221.00
DIA STYLING CO., 175 VARICK STREET, NEW YORK, NY (https://www.google.com/maps/place/175%20VARICK%20STREET,NEW%20YORK,NY)	Graph	1	\$160,000.00	\$160,000.00	\$160,000.00	\$160,000.00
DYNAMIC YIELD INC., 175 VARICK STREET, NEW YORK, NY (https://www.google.com/maps/place/175%20VARICK%20STREET,NEW%20YORK,NY)	Graph	1	\$90,000.00	\$90,000.00	\$90,000.00	\$90,000.00
MAKECENTS LLC, 175 VARICK STREET, NEW YORK, NY (https://www.google.com/maps/place/175%20VARICK%20STREET,NEW%20YORK,NY)	Graph	1	\$85,000.00	\$85,000.00	\$85,000.00	\$85,000.00
NEIGHBOR MARKETING INC, 175 VARICK STREET, NEW YORK, NY (https://www.google.com/maps/place/175%20VARICK%20STREET,NEW%20YORK,NY)	Graph	1	\$79,227.00	\$79,227.00	\$79,227.00	\$79,227.00
STRIDE CONSULTING, LLC, 175 VARICK STREET, NEW YORK, NY (https://www.google.com/maps/place/175%20VARICK%20STREET,NEW%20YORK,NY)	Graph	1	\$182,000.00	\$182,000.00	\$182,000.00	\$182,000.00
THE COLONY NYC, INC., 175 VARICK STREET, NEW YORK, NY (https://www.google.com/maps/place/175%20VARICK%20STREET,NEW%20YORK,NY)	Graph	1	\$195,000.00	\$195,000.00	\$195,000.00	\$195,000.00
VERANDA VENTURE PARTNERS LLC, 175 VARICK STREET, NEW YORK, NY (https://www.google.com/maps/place/175%20VARICK%20STREET,NEW%20YORK,NY)	Graph	1	\$65,748.80	\$65,748.80	\$65,748.80	\$65,748.80
VERDANTIX INC, 175 VARICK STREET, NEW YORK, NY (https://www.google.com/maps/place/175%20VARICK%20STREET,NEW%20YORK,NY)	Graph	1	\$77,105.60	\$77,105.60	\$77,105.60	\$77,105.60
CPT GLOBAL INC, 175 VARICK STREET, NEW YORK, NY (https://www.google.com/maps/place/175%20VARICK%20STREET,NEW%20YORK,NY)	Graph	17	\$198,089.41	\$187,200.00	\$187,200.00	\$226,720.00
Totals	Graph	30	\$158,015.65	\$187,200.00	\$56,000.00	\$226,720.00

Employer Name/Worksite Address	Graph	Count	Mean Wage	Median Wage	Lowest Wage	Highest Wage
AGILITY IO LLC, 175 VARICK ST, 8TH FLOOR, NEW YORK, NY (https://www.google.com/maps/place/175%20VARICK%20ST,%208TH%20FLOOR,NEW%20YORK,NY)	Graph	1	\$56,000.00	\$56,000.00	\$56,000.00	\$56,000.00
BIG T NYC, LLC, 175 VARICK STREET, 8TH FLOOR, NEW YORK, NY (https://www.google.com/maps/place/175%20VARICK%20STREET,%208TH%20FLOOR,NEW%20YORK,NY)	Graph	1	\$79,500.00	\$79,500.00	\$79,500.00	\$79,500.00
DASH LABS, INC., 175 VARICK STREET, 4TH FLOOR, NEW YORK, NY (https://www.google.com/maps/place/175%20VARICK%20STREET,%204TH%20FLOOR,NEW%20YORK,NY)	Graph	1	\$70,221.00	\$70,221.00	\$70,221.00	\$70,221.00
STRIDE CONSULTING, LLC, 175 VARICK ST, NEW YORK, NY (https://www.google.com/maps/place/175%20VARICK%20ST,NEW%20YORK,NY)	Graph	1	\$182,000.00	\$182,000.00	\$182,000.00	\$182,000.00
BUFFER, INC., 175 VARICK STREET, NEW YORK, NY (https://www.google.com/maps/place/175%20VARICK%20STREET,NEW%20YORK,NY)	Graph	30	\$154,840.78	\$187,200.00	\$65,748.80	\$226,720.00
Totals	Graph	34	\$148,027.78	\$182,000.00	\$56,000.00	\$226,720.00

Latitude: 40.727285 Longitude: -73.990324

Employer Name/Employer Address	Graph	Count	Mean Wage	Median Wage	Lowest Wage	Highest Wage
MARY EVANS INC., 242 E 5TH ST, NEW YORK, NY (https://www.google.com/maps/place/242%20E%205TH%20ST,NEW%20YORK,NY)	Graph	1	\$32,000.00	\$32,000.00	\$32,000.00	\$32,000.00
Totals	Graph	1	\$32,000.00	\$32,000.00	\$32,000.00	\$32,000.00

Employer Name/Worksite Address	Graph	Count	Mean Wage	Median Wage	Lowest Wage	Highest Wage
MARY EVANS INC., 242 E 5TH ST, NEW YORK, NY (https://www.google.com/maps/place/242%20E%205TH%20ST,NEW%20YORK,NY)	Graph	1	\$32,000.00	\$32,000.00	\$32,000.00	\$32,000.00
Totals	Graph	1	\$32,000.00	\$32,000.00	\$32,000.00	\$32,000.00

Latitude: 40.727285 Longitude: -73.948717

Employer Name/Employer Address	Graph	Count	Mean Wage	Median Wage	Lowest Wage	Highest Wage

Employer Name/Employer Address	Graph	Count	Mean Wage	Median Wage	Lowest Wage	Highest Wage
AN ONLINE STUDIO LLC, 148 NEWEL ST, SUITE 1C, BROOKLYN, NY (https://www.google.com/maps/place/148%20NEWEL%20ST,%20SUITE%201C,BROOKLYN,NY)	Graph	1	\$47,000.00	\$47,000.00	\$47,000.00	\$47,000.00
Totals	Graph	1	\$47,000.00	\$47,000.00	\$47,000.00	\$47,000.00

Employer Name/Worksite Address	Graph	Count	Mean Wage	Median Wage	Lowest Wage	Highest Wage
AN ONLINE STUDIO LLC, 148 NEWEL ST, SUITE 1C, BROOKLYN, NY (https://www.google.com/maps/place/148%20NEWEL%20ST,%20SUITE%201C,BROOKLYN,NY)	Graph	1	\$47,000.00	\$47,000.00	\$47,000.00	\$47,000.00
Totals	Graph	1	\$47,000.00	\$47,000.00	\$47,000.00	\$47,000.00

Latitude: 40.727345 Longitude: -73.995242

Employer Name/Employer Address	Graph	Count	Mean Wage	Median Wage	Lowest Wage	Highest Wage
SHINDIG INC, 665 BROADWAY, SUITE 303, NEW YORK, NY (https://www.google.com/maps/place/665%20BROADWAY,%20SUITE%20303,NEW%20YORK,NY)	Graph	1	\$109,000.00	\$109,000.00	\$109,000.00	\$109,000.00
Totals	Graph	1	\$109,000.00	\$109,000.00	\$109,000.00	\$109,000.00

Employer Name/Worksite Address	Graph	Count	Mean Wage	Median Wage	Lowest Wage	Highest Wage
AGAP TECHNOLOGIES, INC., 665 BROADWAY SUITE 700, NEW YORK CITY, NY (https://www.google.com/maps/place/665%20BROADWAY%20SUITE%20700,NEW%20YORK%20CITY,NY)	Graph	1	\$70,221.00	\$70,221.00	\$70,221.00	\$70,221.00
APLOMB TECHNOLOGIES INC, 665 BROADWAY,, NEW YORK, NY (https://www.google.com/maps/place/665%20BROADWAY,,NEW%20YORK,NY)	Graph	1	\$60,000.00	\$60,000.00	\$60,000.00	\$60,000.00
MARLABS CONSULTING, INC., 665 BROADWAY, SUITE 700,, NEW YORK, NY (https://www.google.com/maps/place/665%20BROADWAY,%20SUITE%20700,,NEW%20YORK,NY)	Graph	1	\$75,800.00	\$75,800.00	\$75,800.00	\$75,800.00
SHINDIG INC, 665 BROADWAY, SUITE 303, NEW YORK, NY (https://www.google.com/maps/place/665%20BROADWAY,%20SUITE%20303,NEW%20YORK,NY)	Graph	1	\$109,000.00	\$109,000.00	\$109,000.00	\$109,000.00
CAPGEMINI AMERICA, INC., 665 BROADWAY, STE. 400, NEW YORK, NY (https://www.google.com/maps/place/665%20BROADWAY,%20STE.%20400,NEW%20YORK,NY)	Graph	2	\$80,000.00	\$80,000.00	\$80,000.00	\$80,000.00
MARLABS, INC., 665 BROADWAY, SUITE 700, NEW YORK, NY (https://www.google.com/maps/place/665%20BROADWAY,%20SUITE%20700,NEW%20YORK,NY)	Graph	3	\$75,800.00	\$75,800.00	\$75,800.00	\$75,800.00
SNAGFILMS, INC., 665 BROADWAY, NEW YORK, NY (https://www.google.com/maps/place/665%20BROADWAY,NEW%20YORK,NY)	Graph	16	\$109,902.94	\$85,000.00	\$70,221.00	\$223,226.00
Totals	Graph	25	\$98,434.72	\$85,000.00	\$60,000.00	\$223,226.00

Latitude: 40.727348 Longitude: -73.993905

Employer Name/Employer Address	Graph	Count	Mean Wage	Median Wage	Lowest Wage	Highest Wage
NOHO HEALTH, INC., 9 GREAT JONES STREET, NEW YORK, NY (https://www.google.com/maps/place/9%20GREAT%20JONES%20STREET,NEW%20YORK,NY)	Graph	1	\$85,000.00	\$85,000.00	\$85,000.00	\$85,000.00
NOHO SERVICES, INC, 9 GREAT JONES ST, NEW YORK, NY (https://www.google.com/maps/place/9%20GREAT%20JONES%20ST,NEW%20YORK,NY)	Graph	2	\$102,765.00	\$85,530.00	\$85,530.00	\$120,000.00
Totals	Graph	3	\$96,843.33	\$85,530.00	\$85,000.00	\$120,000.00

Employer Name/Worksite Address	Graph	Count	Mean Wage	Median Wage	Lowest Wage	Highest Wage
NOHO HEALTH, INC., 9 GREAT JONES STREET, NEW YORK, NY (https://www.google.com/maps/place/9%20GREAT%20JONES%20STREET,NEW%20YORK,NY)	Graph	1	\$85,000.00	\$85,000.00	\$85,000.00	\$85,000.00
NOHO SERVICES, INC, 9 GREAT JONES ST, NEW YORK, NY (https://www.google.com/maps/place/9%20GREAT%20JONES%20ST,NEW%20YORK,NY)	Graph	2	\$102,765.00	\$85,530.00	\$85,530.00	\$120,000.00
Totals	Graph	3	\$96,843.33	\$85,530.00	\$85,000.00	\$120,000.00

Latitude: 40.727359 Longitude: -73.637247

Employer Name/Worksite Address	Graph	Count	Mean Wage	Median Wage	Lowest Wage	Highest Wage
EZ TAX RETURN.COM LLC, EZ TAX RETURN.COM LLC, GARDEN CITY, NY (https://www.google.com/maps/place/EZ%20TAX%20RETURN.COM%20LLC,GARDEN%20CITY,NY)	Graph	1	\$87,000.00	\$87,000.00	\$87,000.00	\$87,000.00
EPOSEIDON OUTDOOR ADVENTURE, INC., 425 OAK STREET, GARDEN CITY, NY (https://www.google.com/maps/place/425%20OAK%20STREET,GARDEN%20CITY,NY)	Graph	3	\$56,160.00	\$56,160.00	\$56,160.00	\$56,160.00
ADELPHI UNIVERSITY, ONE SOUTH AVENUE, GARDEN CITY, NY (https://www.google.com/maps/place/ONE%20SOUTH%20AVENUE,GARDEN%20CITY,NY)	Graph	7	\$73,167.14	\$65,000.00	\$60,000.00	\$102,170.00
Totals	Graph	11	\$69,786.36	\$65,000.00	\$56,160.00	\$102,170.00

Latitude: 40.727365 Longitude: -73.984922

Employer Name/Employer Address	Graph	Count	Mean Wage	Median Wage	Lowest Wage	Highest Wage
TEAM 110 INC., 110 SAINT MARKS PL., NEW YORK, NY (https://www.google.com/maps/place/110%20SAINT%20MARKS%20PL.,NEW%20YORK,NY)	Graph	1	\$61,500.00	\$61,500.00	\$61,500.00	\$61,500.00
Totals	Graph	1	\$61,500.00	\$61,500.00	\$61,500.00	\$61,500.00

Employer Name/Worksite Address	Graph	Count	Mean Wage	Median Wage	Lowest Wage	Highest Wage
TEAM 110 INC., 110 SAINT MARKS PL., NEW YORK, NY (https://www.google.com/maps/place/110%20SAINT%20MARKS%20PL.,NEW%20YORK,NY)	Graph	1	\$61,500.00	\$61,500.00	\$61,500.00	\$61,500.00
Totals	Graph	1	\$61,500.00	\$61,500.00	\$61,500.00	\$61,500.00

Latitude: 40.727426 Longitude: -74.007237

Employer Name/Employer Address	Graph	Count	Mean Wage	Median Wage	Lowest Wage	Highest Wage
MEDIDATA SOLUTIONS INC., 350 HUDSON STREET, NEW YORK, NY (https://www.google.com/maps/place/350%20HUDSON%20STREET,NEW%20YORK,NY)	Graph	1	\$175,000.00	\$175,000.00	\$175,000.00	\$175,000.00
PEPSICO, INC., 350 HUDSON STREET, NEW YORK, NY (https://www.google.com/maps/place/350%20HUDSON%20STREET,NEW%20YORK,NY)	Graph	1	\$185,000.00	\$185,000.00	\$185,000.00	\$185,000.00
PR NEWswire ASSOCIATION LLC, 350 HUDSON STREET, NEW YORK, NY (https://www.google.com/maps/place/350%20HUDSON%20STREET,NEW%20YORK,NY)	Graph	1	\$97,580.08	\$97,580.08	\$97,580.08	\$97,580.08
MEDIDATA SOLUTIONS, INC., 350 HUDSON STREET, NEW YORK, NY (https://www.google.com/maps/place/350%20HUDSON%20STREET,NEW%20YORK,NY)	Graph	2	\$110,000.00	\$95,000.00	\$95,000.00	\$125,000.00
MEDIDATA SOLUTIONS, INC., 350 HUDSON ST., NEW YORK, NY (https://www.google.com/maps/place/350%20HUDSON%20ST.,NEW%20YORK,NY)	Graph	28	\$108,394.93	\$104,700.00	\$66,607.00	\$190,000.00
Totals	Graph	33	\$112,504.18	\$105,000.00	\$66,607.00	\$190,000.00

Employer Name/Worksite Address	Graph	Count	Mean Wage	Median Wage	Lowest Wage	Highest Wage
DELIGHT CONSULTING SERVICES LLC., 350 HUDSON ST, FLOOR 5, NEW YORK, NY (https://www.google.com/maps/place/350%20HUDSON%20ST,%20FLOOR%205,NEW%20YORK,NY)	Graph	1	\$70,500.00	\$70,500.00	\$70,500.00	\$70,500.00
IBM CORPORATION, 350 HUDSON STREET, 5TH FLOOR, NEW YORK, NY (https://www.google.com/maps/place/350%20HUDSON%20STREET,%205TH%20FLOOR,NEW%20YORK,NY)	Graph	1	\$158,592.00	\$158,592.00	\$158,592.00	\$158,592.00
MEDIDATA SOLUTIONS, INC., 325 HUDSON ST., NEW YORK, NY (https://www.google.com/maps/place/325%20HUDSON%20ST.,NEW%20YORK,NY)	Graph	5	\$111,000.00	\$110,000.00	\$95,000.00	\$130,000.00
EMERGTECH BUSINESS SOLUTIONS INC, 350 HUDSON ST, NEW YORK, NY (https://www.google.com/maps/place/350%20HUDSON%20ST,NEW%20YORK,NY)	Graph	7	\$70,259.00	\$65,000.00	\$60,000.00	\$87,000.00
TORY BURCH, LLC, 350 HUDSON ST., NEW YORK, NY (https://www.google.com/maps/place/350%20HUDSON%20ST.,NEW%20YORK,NY)	Graph	21	\$103,476.81	\$97,103.00	\$66,607.00	\$190,000.00
TORY BURCH, LLC, 350 HUDSON STREET, NEW YORK, NY (https://www.google.com/maps/place/350%20HUDSON%20STREET,NEW%20YORK,NY)	Graph	25	\$94,504.28	\$84,870.00	\$60,000.00	\$185,000.00
Totals	Graph	60	\$96,858.75	\$92,000.00	\$60,000.00	\$190,000.00

Latitude: 40.727426 Longitude: -74.005568

Employer Name/Worksite Address	Graph	Count	Mean Wage	Median Wage	Lowest Wage	Highest Wage
BARNES & NOBLE COLLEGE BOOKSELLERS, INC., 181 VARICK STREET, NEW YORK, NY (https://www.google.com/maps/place/181%20VARICK%20STREET,NEW%20YORK,NY)	Graph	2	\$185,224.00	\$185,224.00	\$185,224.00	\$185,224.00
Totals	Graph	2	\$185,224.00	\$185,224.00	\$185,224.00	\$185,224.00

Latitude: 40.727483 Longitude: -74.007362

Employer Name/Employer Address	Graph	Count	Mean Wage	Median Wage	Lowest Wage	Highest Wage
EVERYDAY HEALTH INC., 345 HUDSON STREET, NEW YORK, NY (https://www.google.com/maps/place/345%20HUDSON%20STREET,NEW%20YORK,NY)	Graph	1	\$116,272.00	\$116,272.00	\$116,272.00	\$116,272.00
EVERYDAY HEALTH MEDIA, LLC, 345 HUDSON STREET, FLR. 16, NEW YORK, NY (https://www.google.com/maps/place/345%20HUDSON%20STREET,%20FLR.%2016,NEW%20YORK,NY)	Graph	1	\$111,240.00	\$111,240.00	\$111,240.00	\$111,240.00
EVERYDAY HEALTH MEDIA, LLC, 345 HUDSON STREET, NEW YORK, NY (https://www.google.com/maps/place/345%20HUDSON%20STREET,NEW%20YORK,NY)	Graph	1	\$92,000.00	\$92,000.00	\$92,000.00	\$92,000.00
RENT THE RUNWAY, INC., 345 HUDSON STREET, NEW YORK, NY (https://www.google.com/maps/place/345%20HUDSON%20STREET,NEW%20YORK,NY)	Graph	8	\$121,846.13	\$119,350.00	\$90,813.00	\$160,000.00
EVERYDAY HEALTH MEDIA LLC, 345 HUDSON STREET, NEW YORK, NY (https://www.google.com/maps/place/345%20HUDSON%20STREET,NEW%20YORK,NY)	Graph	15	\$95,612.40	\$90,148.00	\$69,701.00	\$140,000.00
Totals	Graph	26	\$104,941.04	\$106,954.00	\$69,701.00	\$160,000.00

Employer Name/Worksite Address	Graph	Count	Mean Wage	Median Wage	Lowest Wage	Highest Wage
CODESOURCE 360, INC., 345 HUDSON STREET, #1601, NEW YORK, NY (https://www.google.com/maps/place/345%20HUDSON%20STREET,%20#1601,NEW%20YORK,NY)	Graph	1	\$87,000.00	\$87,000.00	\$87,000.00	\$87,000.00
MARUTHI TECHNOLOGIES, LLC, 345 HUDSON STREET, 17TH FLOOR, NEW YORK, NY (https://www.google.com/maps/place/345%20HUDSON%20STREET,%2017TH%20FLOOR,NEW%20YORK,NY)	Graph	1	\$72,100.00	\$72,100.00	\$72,100.00	\$72,100.00
RENT THE RUNWAY, INC., 345 HUDSON ST., NEW YORK, NY (https://www.google.com/maps/place/345%20HUDSON%20ST.,NEW%20YORK,NY)	Graph	1	\$135,000.00	\$135,000.00	\$135,000.00	\$135,000.00
VIACOM INTERNATIONAL INC., 345 HUDSON AVENUE, NEW YORK, NY (https://www.google.com/maps/place/345%20HUDSON%20AVENUE,NEW%20YORK,NY)	Graph	1	\$96,000.00	\$96,000.00	\$96,000.00	\$96,000.00
WORLDSCAPE, INC., 345 HUDSON ST., NEW YORK, NY (https://www.google.com/maps/place/345%20HUDSON%20ST.,NEW%20YORK,NY)	Graph	2	\$67,897.50	\$60,000.00	\$60,000.00	\$75,700.00
MASTECH DIGITAL TECHNOLOGIES, INC., A MASTECH DIGITAL, INC. COMPANY, 345 HUDSON ST # 1601, NEW YORK, NY (https://www.google.com/maps/place/345%20HUDSON%20ST%20#%201601,NEW%20YORK,NY)	Graph	6	\$90,813.00	\$90,813.00	\$90,813.00	\$90,813.00
EVERYDAY HEALTH MEDIA LLC, 345 HUDSON STREET, NEW YORK, NY (https://www.google.com/maps/place/345%20HUDSON%20STREET,NEW%20YORK,NY)	Graph	33	\$102,444.36	\$103,105.00	\$65,000.00	\$160,000.00
Totals	Graph	45	\$98,920.82	\$90,813.00	\$60,000.00	\$160,000.00

Latitude: 40.727495 Longitude: -74.000906

Employer Name/Employer Address	Graph	Count	Mean Wage	Median Wage	Lowest Wage	Highest Wage
SHE SWIM LLC, 116 W HOUSTON STREET, NEW YORK, NY (https://www.google.com/maps/place/116%20W%20HOUSTON%20STREET,NEW%20YORK,NY)	Graph	1	\$93,600.00	\$93,600.00	\$93,600.00	\$93,600.00
Totals	Graph	1	\$93,600.00	\$93,600.00	\$93,600.00	\$93,600.00

Employer Name/Worksite Address	Graph	Count	Mean Wage	Median Wage	Lowest Wage	Highest Wage
SHE SWIM LLC, 116 W HOUSTON STREET, NEW YORK, NY (https://www.google.com/maps/place/116%20W%20HOUSTON%20STREET,NEW%20YORK,NY)	Graph	1	\$93,600.00	\$93,600.00	\$93,600.00	\$93,600.00
Totals	Graph	1	\$93,600.00	\$93,600.00	\$93,600.00	\$93,600.00

Latitude: 40.727529 Longitude: -74.005551

Employer Name/Employer Address	Graph	Count	Mean Wage	Median Wage	Lowest Wage	Highest Wage
THE HARBOR PICTURE COMPANY, INC., 185 VARICK STREET, 4TH FLOOR, NEW YORK, NY (https://www.google.com/maps/place/185%20VARICK%20STREET,%204TH%20FLOOR,NEW%20YORK,NY)	Graph	1	\$45,000.00	\$45,000.00	\$45,000.00	\$45,000.00
Totals	Graph	1	\$45,000.00	\$45,000.00	\$45,000.00	\$45,000.00

Employer Name/Worksite Address	Graph	Count	Mean Wage	Median Wage	Lowest Wage	Highest Wage
THE HARBOR PICTURE COMPANY, INC., 185 VARICK STREET, 4TH FLOOR, NEW YORK, NY (https://www.google.com/maps/place/185%20VARICK%20STREET,%204TH%20FLOOR,NEW%20YORK,NY)	Graph	1	\$45,000.00	\$45,000.00	\$45,000.00	\$45,000.00
DISH NETWORK LLC, 185 VARICK STREET, NEW YORK, NY (https://www.google.com/maps/place/185%20VARICK%20STREET,NEW%20YORK,NY)	Graph	2	\$55,744.00	\$55,744.00	\$55,744.00	\$55,744.00
Totals	Graph	3	\$52,162.67	\$55,744.00	\$45,000.00	\$55,744.00

Latitude: 40.727548 Longitude: -73.994895

Employer Name/Employer Address	Graph	Count	Mean Wage	Median Wage	Lowest Wage	Highest Wage
MAIYET INC., 676 BROADWAY, NEW YORK, NY (https://www.google.com/maps/place/676%20BROADWAY,NEW%20YORK,NY)	Graph	1	\$117,228.80	\$117,228.80	\$117,228.80	\$117,228.80
Totals	Graph	1	\$117,228.80	\$117,228.80	\$117,228.80	\$117,228.80

Employer Name/Worksite Address	Graph	Count	Mean Wage	Median Wage	Lowest Wage	Highest Wage
MAIYET INC., 676 BROADWAY, NEW YORK, NY (https://www.google.com/maps/place/676%20BROADWAY,NEW%20YORK,NY)	Graph	1	\$117,228.80	\$117,228.80	\$117,228.80	\$117,228.80
Totals	Graph	1	\$117,228.80	\$117,228.80	\$117,228.80	\$117,228.80

Latitude: 40.727595 Longitude: -73.854699

Employer Name/Worksite Address	Graph	Count	Mean Wage	Median Wage	Lowest Wage	Highest Wage
MOUNT SINAI HOSPITAL, 99-01 QUEENS BLVD, REGO PARK, NY (https://www.google.com/maps/place/99-01%20QUEENS%20BLVD,REGO%20PARK,NY)	Graph	1	\$130,000.00	\$130,000.00	\$130,000.00	\$130,000.00
Totals	Graph	1	\$130,000.00	\$130,000.00	\$130,000.00	\$130,000.00

Latitude: 40.7276 Longitude: -73.944279

Employer Name/Employer Address	Graph	Count	Mean Wage	Median Wage	Lowest Wage	Highest Wage
BIG ORANGE EXPEDITING, INC, 231 NORMAN AVENUE, BROOKLYN, NY (https://www.google.com/maps/place/231%20NORMAN%20AVENUE,BROOKLYN,NY)	Graph	1	\$109,096.00	\$109,096.00	\$109,096.00	\$109,096.00
EXT TECH LLC, 231 NORMAN AVENUE, BROOKLYN, NY (https://www.google.com/maps/place/231%20NORMAN%20AVENUE,BROOKLYN,NY)	Graph	1	\$70,387.20	\$70,387.20	\$70,387.20	\$70,387.20
Totals	Graph	2	\$89,741.60	\$70,387.20	\$70,387.20	\$109,096.00

Employer Name/Worksite Address	Graph	Count	Mean Wage	Median Wage	Lowest Wage	Highest Wage
EXT TECH LLC, 231 NORMAN AVENUE, BROOKLYN, NY (https://www.google.com/maps/place/231%20NORMAN%20AVENUE,BROOKLYN,NY)	Graph	2	\$89,741.60	\$70,387.20	\$70,387.20	\$109,096.00
Totals	Graph	2	\$89,741.60	\$70,387.20	\$70,387.20	\$109,096.00

Latitude: 40.727603 Longitude: -73.993458

Employer Name/Employer Address	Graph	Count	Mean Wage	Median Wage	Lowest Wage	Highest Wage
SELECT EQUITY GROUP, L.P., 380 LAFAYETTE STREET, NEW YORK, NY (https://www.google.com/maps/place/380%20LAFAYETTE%20STREET,NEW%20YORK,NY)	Graph	1	\$135,000.00	\$135,000.00	\$135,000.00	\$135,000.00
Totals	Graph	1	\$135,000.00	\$135,000.00	\$135,000.00	\$135,000.00

Employer Name/Worksite Address	Graph	Count	Mean Wage	Median Wage	Lowest Wage	Highest Wage
SELECT EQUITY GROUP, L.P., 380 LAFAYETTE STREET, NEW YORK, NY (https://www.google.com/maps/place/380%20LAFAYETTE%20STREET,NEW%20YORK,NY)	Graph	1	\$135,000.00	\$135,000.00	\$135,000.00	\$135,000.00
Totals	Graph	1	\$135,000.00	\$135,000.00	\$135,000.00	\$135,000.00

Latitude: 40.727624 Longitude: -73.994831

Employer Name/Worksite Address	Graph	Count	Mean Wage	Median Wage	Lowest Wage	Highest Wage
CAPITAL ONE SERVICES, LLC, 678 BROADWAY, NEW YORK, NY (https://www.google.com/maps/place/678%20BROADWAY,NEW%20YORK,NY)	Graph	3	\$138,300.00	\$106,600.00	\$103,800.00	\$204,500.00
Totals	Graph	3	\$138,300.00	\$106,600.00	\$103,800.00	\$204,500.00

Latitude: 40.727655 Longitude: -73.988275

Employer Name/Employer Address	Graph	Count	Mean Wage	Median Wage	Lowest Wage	Highest Wage
WOMEN'S PRISON ASSOCIATION AND HOME, 110 SECOND AVENUE, NEW YORK, NY (https://www.google.com/maps/place/110%20SECOND%20AVENUE,NEW%20YORK,NY)	Graph	1	\$75,000.00	\$75,000.00	\$75,000.00	\$75,000.00
Totals	Graph	1	\$75,000.00	\$75,000.00	\$75,000.00	\$75,000.00

Employer Name/Worksite Address	Graph	Count	Mean Wage	Median Wage	Lowest Wage	Highest Wage
WOMEN'S PRISON ASSOCIATION AND HOME, 110 SECOND AVENUE, NEW YORK, NY (https://www.google.com/maps/place/110%20SECOND%20AVENUE,NEW%20YORK,NY)	Graph	1	\$75,000.00	\$75,000.00	\$75,000.00	\$75,000.00
Totals	Graph	1	\$75,000.00	\$75,000.00	\$75,000.00	\$75,000.00

Latitude: 40.727727 Longitude: -73.958848

Employer Name/Employer Address	Graph	Count	Mean Wage	Median Wage	Lowest Wage	Highest Wage
INFRASTRUCTURE FOR SUSTAINABLE DEVELOPMENT LLC, 42 WEST STREET, BROOKLYN, NY (https://www.google.com/maps/place/42%20WEST%20STREET,BROOKLYN,NY)	Graph	1	\$75,000.00	\$75,000.00	\$75,000.00	\$75,000.00
OBLIX LLC, 42 WEST STREET, BROOKLYN, NY (https://www.google.com/maps/place/42%20WEST%20STREET,BROOKLYN,NY)	Graph	1	\$65,000.00	\$65,000.00	\$65,000.00	\$65,000.00
QUTHEORY, LLC, 42 WEST STREET, BROOKLYN, NY (https://www.google.com/maps/place/42%20WEST%20STREET,BROOKLYN,NY)	Graph	1	\$100,000.00	\$100,000.00	\$100,000.00	\$100,000.00
ELIGIBLE INC., 42 WEST STREET, 5TH FLOOR, BROOKLYN, NY (https://www.google.com/maps/place/42%20WEST%20STREET,%205TH%20FLOOR,BROOKLYN,NY)	Graph	2	\$107,500.00	\$95,000.00	\$95,000.00	\$120,000.00
Totals	Graph	5	\$91,000.00	\$95,000.00	\$65,000.00	\$120,000.00

Employer Name/Worksite Address	Graph	Count	Mean Wage	Median Wage	Lowest Wage	Highest Wage
ELIGIBLE INC., 42 WEST STREET, 5TH FLOOR, BROOKLYN, NY (https://www.google.com/maps/place/42%20WEST%20STREET,%205TH%20FLOOR,BROOKLYN,NY)	Graph	2	\$107,500.00	\$95,000.00	\$95,000.00	\$120,000.00
OBLIX LLC, 42 WEST STREET, BROOKLYN, NY (https://www.google.com/maps/place/42%20WEST%20STREET,BROOKLYN,NY)	Graph	3	\$80,000.00	\$75,000.00	\$65,000.00	\$100,000.00

Employer Name/Worksite Address	Graph	Count	Mean Wage	Median Wage	Lowest Wage	Highest Wage
Totals	Graph	5	\$91,000.00	\$95,000.00	\$65,000.00	\$120,000.00

Latitude: 40.727788 Longitude: -74.001196

Employer Name/Worksite Address	Graph	Count	Mean Wage	Median Wage	Lowest Wage	Highest Wage
BANTER HOSPITALITY GROUP LLC, 169 SULLIVAN STREET, NEW YORK, NY (https://www.google.com/maps/place/169%20SULLIVAN%20STREET,NEW%20YORK,NY)	Graph	5	\$70,724.16	\$74,984.00	\$54,995.20	\$81,244.80
Totals	Graph	5	\$70,724.16	\$74,984.00	\$54,995.20	\$81,244.80

Employer Name/Worksite Address	Graph	Count	Mean Wage	Median Wage	Lowest Wage	Highest Wage
BANTER HOSPITALITY GROUP LLC, 169 SULLIVAN STREET, GROUND FLOOR, NEW YORK, NY (https://www.google.com/maps/place/169%20SULLIVAN%20STREET,%20GROUND%20FLOOR,NEW%20YORK,NY)	Graph	1	\$79,996.80	\$79,996.80	\$79,996.80	\$79,996.80
BANTER HOSPITALITY GROUP LLC, 169 SULLIVAN STREET, NEW YORK, NY (https://www.google.com/maps/place/169%20SULLIVAN%20STREET,NEW%20YORK,NY)	Graph	4	\$68,406.00	\$62,400.00	\$54,995.20	\$81,244.80
Totals	Graph	5	\$70,724.16	\$74,984.00	\$54,995.20	\$81,244.80

Latitude: 40.727798 Longitude: -73.986817

Employer Name/Worksite Address	Graph	Count	Mean Wage	Median Wage	Lowest Wage	Highest Wage
SEGOVIA TECHNOLOGY CO., 33 IRVING PLACE, NEW YORK, NY (https://www.google.com/maps/place/33%20IRVING%20PLACE,NEW%20YORK,NY)	Graph	1	\$149,988.80	\$149,988.80	\$149,988.80	\$149,988.80
Totals	Graph	1	\$149,988.80	\$149,988.80	\$149,988.80	\$149,988.80

Latitude: 40.727978 Longitude: -74.005345

Employer Name/Worksite Address	Graph	Count	Mean Wage	Median Wage	Lowest Wage
AHUJA PARTNERSHIP ARCHITECTS, 200 VARICK STREET SUITE 512, NEW Y YORK, NY (https://www.google.com/maps/place/200%20VARICK%20STREET%20%20%20SUITE%20512,NEW%20Y%20YORK,NY)	Graph	1	\$38,896.00	\$38,896.00	\$38,896.00
AHUJA PARTNERSHIP ARCHITECTS, 200 VARICK STREET, NEW YORK, NY (https://www.google.com/maps/place/200%20VARICK%20STREET,NEW%20YORK,NY)	Graph	1	\$45,760.00	\$45,760.00	\$45,760.00
DDB HEALTH NEW YORK LLC, 200 VARICK STREET, NEW YORK, NY (https://www.google.com/maps/place/200%20VARICK%20STREET,NEW%20YORK,NY)	Graph	1	\$120,000.00	\$120,000.00	\$120,000.00
FLAMINGO INTERNATIONAL NEW YORK LLC, 200 VARICK STREET, NEW YORK, NY (https://www.google.com/maps/place/200%20VARICK%20STREET,NEW%20YORK,NY)	Graph	1	\$85,000.00	\$85,000.00	\$85,000.00
MASLANSKY PLUS PARTNERS LLC, 200 VARICK STREET, NEW YORK, NY (https://www.google.com/maps/place/200%20VARICK%20STREET,NEW%20YORK,NY)	Graph	1	\$40,000.00	\$40,000.00	\$40,000.00
MERKLEY & PARTNERS, INC, 200 VARICK STREET, NEW YORK, NY (https://www.google.com/maps/place/200%20VARICK%20STREET,NEW%20YORK,NY)	Graph	1	\$130,000.00	\$130,000.00	\$130,000.00
MERKLEY & PARTNERS, INC., 200 VARICK STREET, NEW YORK, NY (https://www.google.com/maps/place/200%20VARICK%20STREET,NEW%20YORK,NY)	Graph	1	\$130,000.00	\$130,000.00	\$130,000.00
SSCG GROUP LLC, 200 VARICK STREET, NEW YORK, NY (https://www.google.com/maps/place/200%20VARICK%20STREET,NEW%20YORK,NY)	Graph	1	\$68,000.00	\$68,000.00	\$68,000.00
WOLFF OLINS LLC, 200 VARICK STREET, NEW YORK, NY (https://www.google.com/maps/place/200%20VARICK%20STREET,NEW%20YORK,NY)	Graph	1	\$120,000.00	\$120,000.00	\$120,000.00
Totals	Graph	9	\$86,406.22	\$85,000.00	\$38,896.00

Employer Name/Worksite Address	Graph	Count	Mean Wage	Median Wage	Lowest Wage
AHUJA PARTNERSHIP ARCHITECTS, 200 VARICK STREET SUITE 512, NEW Y YORK, NY (https://www.google.com/maps/place/200%20VARICK%20STREET%20%20%20SUITE%20512,NEW%20Y%20YORK,NY)	Graph	1	\$38,896.00	\$38,896.00	\$38,896.00

Employer Name/Worksite Address	Graph	Count	Mean Wage	Median Wage	Lowest Wage
FLAMINGO INTERNATIONAL NEW YORK LLC, 200 VARICK STREET, NEW YORK, NY (https://www.google.com/maps/place/200%20VARICK%20STREET,NEW%20YORK,NY)	Graph	13	\$85,065.60	\$68,000.00	\$27,040.00
Totals	Graph	14	\$81,767.77	\$66,248.00	\$27,040.00

Latitude: 40.72799 Longitude: -73.993544

Employer Name/Employer Address	Graph	Count	Mean Wage	Median Wage	Lowest Wage	Highest Wage
NEW YORK UNIVERSITY ABU DHABI, 14 EAST 4TH STREET, NEW YORK, NY (https://www.google.com/maps/place/14%20EAST%204TH%20STREET,NEW%20YORK,NY)	Graph	1	\$65,499.00	\$65,499.00	\$65,499.00	\$65,499.00
OAKLANDER, COOGAN & VITTO, ARCHITECTS, P.C., 14 E 4TH STREET, SUITE 408, NEW YORK, NY (https://www.google.com/maps/place/14%20E%204TH%20%20STREET,%20SUITE%20408,NEW%20YORK,NY)	Graph	1	\$50,960.00	\$50,960.00	\$50,960.00	\$50,960.00
OHLHAUSEN DUBOIS ARCHITECTS PLLC, 14 EAST 4TH STREET, SUITE 508, NEW YORK, NY (https://www.google.com/maps/place/14%20EAST%204TH%20STREET,%20SUITE%20508,NEW%20YORK,NY)	Graph	1	\$58,448.00	\$58,448.00	\$58,448.00	\$58,448.00
ESSENTIAL PUBLICATIONS US LLC, 14 E 4TH STREET, NEW YORK, NY (https://www.google.com/maps/place/14%20E%204TH%20STREET,NEW%20YORK,NY)	Graph	3	\$62,684.00	\$56,451.00	\$35,027.00	\$96,574.00
Totals	Graph	6	\$60,493.17	\$56,451.00	\$35,027.00	\$96,574.00

Employer Name/Worksite Address	Graph	Count	Mean Wage	Median Wage	Lowest Wage	Highest Wage
OAKLANDER, COOGAN & VITTO, ARCHITECTS, P.C., 14 E 4TH STREET, SUITE 408, NEW YORK, NY (https://www.google.com/maps/place/14%20E%204TH%20%20STREET,%20SUITE%20408,NEW%20YORK,NY)	Graph	1	\$50,960.00	\$50,960.00	\$50,960.00	\$50,960.00
OHLHAUSEN DUBOIS ARCHITECTS PLLC, 14 EAST 4TH STREET, SUITE 508, NEW YORK, NY (https://www.google.com/maps/place/14%20EAST%204TH%20STREET,%20SUITE%20508,NEW%20YORK,NY)	Graph	1	\$58,448.00	\$58,448.00	\$58,448.00	\$58,448.00
ESSENTIAL PUBLICATIONS US LLC, 14 E 4TH STREET, NEW YORK, NY (https://www.google.com/maps/place/14%20E%204TH%20STREET,NEW%20YORK,NY)	Graph	2	\$45,739.00	\$35,027.00	\$35,027.00	\$56,451.00
Totals	Graph	4	\$50,221.50	\$50,960.00	\$35,027.00	\$58,448.00

Latitude: 40.727996 Longitude: -73.706956

Employer Name/Employer Address	Graph	Count	Mean Wage	Median Wage	Lowest Wage	Highest Wage
CESARANO & KHAN, CPAS, P.C., 199 JERICHO TURNPIKE, FLORAL PARK, NY (https://www.google.com/maps/place/199%20JERICHO%20TURNPIKE,FLORAL%20PARK,NY)	Graph	2	\$60,000.00	\$60,000.00	\$60,000.00	\$60,000.00
Totals	Graph	2	\$60,000.00	\$60,000.00	\$60,000.00	\$60,000.00

Employer Name/Worksite Address	Graph	Count	Mean Wage	Median Wage	Lowest Wage	Highest Wage
CESARANO & KHAN, CPAS, P.C., 199 JERICHO TURNPIKE, FLORAL PARK, NY (https://www.google.com/maps/place/199%20JERICHO%20TURNPIKE,FLORAL%20PARK,NY)	Graph	2	\$60,000.00	\$60,000.00	\$60,000.00	\$60,000.00
Totals	Graph	2	\$60,000.00	\$60,000.00	\$60,000.00	\$60,000.00

Latitude: 40.727998 Longitude: -74.005475

Employer Name/Worksite Address	Graph	Count	Mean Wage	Median Wage	Lowest Wage	Highest Wage
THE COLONY NYC, INC., 174 VARICK STREET, NEW YORK, NY (https://www.google.com/maps/place/174%20VARICK%20STREET,NEW%20YORK,NY)	Graph	1	\$195,000.00	\$195,000.00	\$195,000.00	\$195,000.00
Totals	Graph	1	\$195,000.00	\$195,000.00	\$195,000.00	\$195,000.00

Latitude: 40.728014 Longitude: -73.476938

Employer Name/Employer Address	Graph	Count	Mean Wage	Median Wage	Lowest Wage	Highest Wage
A W MOBILE, INC, 329-5 BROADWAY, BETHPAGE, NY (https://www.google.com/maps/place/329-5%20BROADWAY,BETHPAGE,NY)	Graph	1	\$73,000.00	\$73,000.00	\$73,000.00	\$73,000.00
Totals	Graph	1	\$73,000.00	\$73,000.00	\$73,000.00	\$73,000.00

Employer Name/Worksite Address	Graph	Count	Mean Wage	Median Wage	Lowest Wage	Highest Wage
A W MOBILE, INC, 329-5 BROADWAY, BETHPAGE, NY (https://www.google.com/maps/place/329-5%20BROADWAY,BETHPAGE,NY)	Graph	1	\$73,000.00	\$73,000.00	\$73,000.00	\$73,000.00
Totals	Graph	1	\$73,000.00	\$73,000.00	\$73,000.00	\$73,000.00

Latitude: 40.728022 Longitude: -73.991286

Employer Name/Employer Address	Graph	Count	Mean Wage	Median Wage	Lowest Wage	Highest Wage
P8H INC, 30 COOPER SQUARE, NEW YORK, NY (https://www.google.com/maps/place/30%20COOPER%20SQUARE,NEW%20YORK,NY)	Graph	1	\$38,085.00	\$38,085.00	\$38,085.00	\$38,085.00
REDSOUT LLC, 30 COOPER SQUARE, NEW YORK, NY (https://www.google.com/maps/place/30%20COOPER%20SQUARE,NEW%20YORK,NY)	Graph	1	\$150,000.00	\$150,000.00	\$150,000.00	\$150,000.00
REDSOUT, LLC, 30 COOPER SQUARE, NEW YORK, NY (https://www.google.com/maps/place/30%20COOPER%20SQUARE,NEW%20YORK,NY)	Graph	1	\$100,000.00	\$100,000.00	\$100,000.00	\$100,000.00
S PLUS, INC., 30 COOPER SQUARE, NEW YORK, NY (https://www.google.com/maps/place/30%20COOPER%20SQUARE,NEW%20YORK,NY)	Graph	1	\$40,000.00	\$40,000.00	\$40,000.00	\$40,000.00
P8H, INC., 30 COOPER SQUARE, NEW YORK, NY (https://www.google.com/maps/place/30%20COOPER%20SQUARE,NEW%20YORK,NY)	Graph	2	\$119,042.50	\$38,085.00	\$38,085.00	\$200,000.00
THE COOPER UNION FOR THE ADVANCEMENT OF SCIENCE AND ART, 30 COOPER SQUARE, NEW YORK, NY (https://www.google.com/maps/place/30%20COOPER%20SQUARE,NEW%20YORK,NY)	Graph	5	\$216,572.40	\$208,000.00	\$46,462.00	\$520,000.00
FUSEMACHINES INC, 30 COOPER SQUARE, NEW YORK, NY (https://www.google.com/maps/place/30%20COOPER%20SQUARE,NEW%20YORK,NY)	Graph	11	\$56,054.11	\$55,744.00	\$48,568.00	\$64,812.80
Totals	Graph	22	\$102,983.05	\$58,198.40	\$38,085.00	\$520,000.00

Employer Name/Worksite Address	Graph	Count	Mean Wage	Median Wage	Lowest Wage	Highest Wage
FUSEMACHINES INC, 30 COOPER SQUARE, 4TH FLOOR, NEW YORK, NY (https://www.google.com/maps/place/30%20COOPER%20SQUARE,%204TH%20FLOOR,NEW%20YORK,NY)	Graph	11	\$56,054.11	\$55,744.00	\$48,568.00	\$64,812.80
THE COOPER UNION FOR THE ADVANCEMENT OF SCIENCE AND ART, 30 COOPER SQUARE, NEW YORK, NY (https://www.google.com/maps/place/30%20COOPER%20SQUARE,NEW%20YORK,NY)	Graph	11	\$153,093.82	\$100,000.00	\$38,085.00	\$520,000.00
Totals	Graph	22	\$104,573.96	\$58,198.40	\$38,085.00	\$520,000.00

Latitude: 40.728025 Longitude: -73.993098

Employer Name/Employer Address	Graph	Count	Mean Wage	Median Wage	Lowest Wage	Highest Wage
SEATGEEK, INC., 400 LAFAYETTE STREET, NEW YORK, NY (https://www.google.com/maps/place/400%20LAFAYETTE%20STREET,NEW%20YORK,NY)	Graph	2	\$88,500.00	\$65,000.00	\$65,000.00	\$112,000.00
Totals	Graph	2	\$88,500.00	\$65,000.00	\$65,000.00	\$112,000.00

Employer Name/Worksite Address	Graph	Count	Mean Wage	Median Wage	Lowest Wage	Highest Wage
SEATGEEK, INC., 400 LAFAYETTE STREET, NEW YORK, NY (https://www.google.com/maps/place/400%20LAFAYETTE%20STREET,NEW%20YORK,NY)	Graph	2	\$88,500.00	\$65,000.00	\$65,000.00	\$112,000.00
Totals	Graph	2	\$88,500.00	\$65,000.00	\$65,000.00	\$112,000.00

Latitude: 40.728032 Longitude: -73.98201

Employer Name/Employer Address	Graph	Count	Mean Wage	Median Wage	Lowest Wage	Highest Wage
FLINDERS LANE LLC, 162 AVENUE A, NEW YORK, NY (https://www.google.com/maps/place/162%20AVENUE%20A,NEW%20YORK,NY)	Graph	1	\$80,000.00	\$80,000.00	\$80,000.00	\$80,000.00
THIRD REEF HOSPITALITY CORP, 162 AVENUE A, NEW YORK, NY (https://www.google.com/maps/place/162%20AVENUE%20A,NEW%20YORK,NY)	Graph	1	\$75,000.00	\$75,000.00	\$75,000.00	\$75,000.00
Totals	Graph	2	\$77,500.00	\$75,000.00	\$75,000.00	\$80,000.00

Employer Name/Worksite Address	Graph	Count	Mean Wage	Median Wage	Lowest Wage	Highest Wage
FLINDERS LANE LLC, 162 AVENUE A, NEW YORK, NY (https://www.google.com/maps/place/162%20AVENUE%20A,NEW%20YORK,NY)	Graph	2	\$77,500.00	\$75,000.00	\$75,000.00	\$80,000.00
Totals	Graph	2	\$77,500.00	\$75,000.00	\$75,000.00	\$80,000.00

Latitude: 40.72809 Longitude: -73.808191

Employer Name/Employer Address	Graph	Count	Mean Wage	Median Wage	Lowest Wage	Highest Wage
NEW MILESTONE INC., 15813 72ND AVE, FRESH MEADOWS, NY (https://www.google.com/maps/place/15813%2072ND%20AVE,FRESH%20MEADOWS,NY)	Graph	2	\$70,075.00	\$70,075.00	\$70,075.00	\$70,075.00
Totals	Graph	2	\$70,075.00	\$70,075.00	\$70,075.00	\$70,075.00

Employer Name/Worksite Address	Graph	Count	Mean Wage	Median Wage	Lowest Wage	Highest Wage
NEW MILESTONE INC., 15813 72ND AVE, FRESH MEADOWS, NY (https://www.google.com/maps/place/15813%2072ND%20AVE,FRESH%20MEADOWS,NY)	Graph	2	\$70,075.00	\$70,075.00	\$70,075.00	\$70,075.00
Totals	Graph	2	\$70,075.00	\$70,075.00	\$70,075.00	\$70,075.00

Latitude: 40.728169 Longitude: -74.007251

Employer Name/Worksite Address	Graph	Count	Mean Wage	Median Wage	Lowest Wage	Highest Wage
SERVER MANAGEMENT SERVICES LLC, 365 HUDSON ST, NEW YORK, NY (https://www.google.com/maps/place/365%20HUDSON%20ST,NEW%20YORK,NY)	Graph	1	\$62,000.00	\$62,000.00	\$62,000.00	\$62,000.00
Totals	Graph	1	\$62,000.00	\$62,000.00	\$62,000.00	\$62,000.00

Latitude: 40.728198 Longitude: -73.99124

Employer Name/Employer Address	Graph	Count	Mean Wage	Median Wage	Lowest Wage	Highest Wage
COMPSTAK INC., 36 COOPER SQUARE, NEW YORK CITY, NY (https://www.google.com/maps/place/36%20COOPER%20SQUARE,NEW%20YORK%20CITY,NY)	Graph	1	\$72,800.00	\$72,800.00	\$72,800.00	\$72,800.00
COMPSTAK INC., 36 COOPER SQUARE, NEW YORK, NY (https://www.google.com/maps/place/36%20COOPER%20SQUARE,NEW%20YORK,NY)	Graph	1	\$125,000.00	\$125,000.00	\$125,000.00	\$125,000.00
STANDARD EAST VILLAGE EMPLOYER LLC, 25 COOPER SQUARE, NEW YORK, NY (https://www.google.com/maps/place/25%20COOPER%20SQUARE,NEW%20YORK,NY)	Graph	1	\$41,600.00	\$41,600.00	\$41,600.00	\$41,600.00
COMPSTAK, INC., 36 COOPER SQUARE, NEW YORK, NY (https://www.google.com/maps/place/36%20COOPER%20SQUARE,NEW%20YORK,NY)	Graph	3	\$75,524.87	\$72,800.00	\$62,961.60	\$90,813.00
Totals	Graph	6	\$77,662.43	\$72,800.00	\$41,600.00	\$125,000.00

Employer Name/Worksite Address	Graph	Count	Mean Wage	Median Wage	Lowest Wage	Highest Wage
STANDARD EAST VILLAGE EMPLOYER LLC, 25 COOPER SQUARE, NEW YORK, NY (https://www.google.com/maps/place/25%20COOPER%20SQUARE,NEW%20YORK,NY)	Graph	1	\$41,600.00	\$41,600.00	\$41,600.00	\$41,600.00

Employer Name/Worksite Address	Graph	Count	Mean Wage	Median Wage	Lowest Wage	Highest Wage
KORCOMPTEZ, INC., 50 COOPER SQUARE, NEW YORK, NY (https://www.google.com/maps/place/50%20COOPER%20SQUARE,NEW%20YORK,NY)	Graph	2	\$93,587.50	\$77,175.00	\$77,175.00	\$110,000.00
COMPSTAK INC., 36 COOPER SQUARE, NEW YORK, NY (https://www.google.com/maps/place/36%20COOPER%20SQUARE,NEW%20YORK,NY)	Graph	5	\$84,874.92	\$72,800.00	\$62,961.60	\$125,000.00
Totals	Graph	8	\$81,643.70	\$72,800.00	\$41,600.00	\$125,000.00

Latitude: 40.728281 Longitude: -73.994276

Employer Name/Worksite Address	Graph	Count	Mean Wage	Median Wage	Lowest Wage	Highest Wage
DOUGLAS C. WRIGHT ARCHITECTS P.C., 1261 BROADWAY, NEW YORK, NY (https://www.google.com/maps/place/1261%20BROADWAY,NEW%20YORK,NY)	Graph	1	\$66,000.00	\$66,000.00	\$66,000.00	\$66,000.00
Totals	Graph	1	\$66,000.00	\$66,000.00	\$66,000.00	\$66,000.00

Employer Name/Worksite Address	Graph	Count	Mean Wage	Median Wage	Lowest Wage	Highest Wage
DOUGLAS C. WRIGHT ARCHITECTS P.C., 1261 BROADWAY, NEW YORK, NY (https://www.google.com/maps/place/1261%20BROADWAY,NEW%20YORK,NY)	Graph	1	\$66,000.00	\$66,000.00	\$66,000.00	\$66,000.00
Totals	Graph	1	\$66,000.00	\$66,000.00	\$66,000.00	\$66,000.00

Latitude: 40.728366 Longitude: -73.994377

Employer Name/Worksite Address	Graph	Count	Mean Wage	Median Wage	Lowest Wage	Highest Wage
AVANADE INC., 936 BROADWAY, NEW YORK, NY (https://www.google.com/maps/place/936%20BROADWAY,NEW%20YORK,NY)	Graph	1	\$145,000.00	\$145,000.00	\$145,000.00	\$145,000.00
Totals	Graph	1	\$145,000.00	\$145,000.00	\$145,000.00	\$145,000.00

Latitude: 40.728385 Longitude: -74.001767

Employer Name/Worksite Address	Graph	Count	Mean Wage	Median Wage	Lowest Wage	Highest Wage
DANTE GROVE ST, LLC, 79-81 MACDOUGAL ST, NEW YORK, NY (https://www.google.com/maps/place/79-81%20MACDOUGAL%20ST,NEW%20YORK,NY)	Graph	1	\$40,000.00	\$40,000.00	\$40,000.00	\$40,000.00
DANTE GROVE ST LLC, 79-81 MACDOUGAL ST, NEW YORK, NY (https://www.google.com/maps/place/79-81%20MACDOUGAL%20ST,NEW%20YORK,NY)	Graph	2	\$67,500.00	\$65,000.00	\$65,000.00	\$70,000.00
Totals	Graph	3	\$58,333.33	\$65,000.00	\$40,000.00	\$70,000.00

Employer Name/Worksite Address	Graph	Count	Mean Wage	Median Wage	Lowest Wage	Highest Wage
DANTE GROVE ST LLC, 79-81 MACDOUGAL STREET, NEW YORK, NY (https://www.google.com/maps/place/79-81%20MACDOUGAL%20STREET,NEW%20YORK,NY)	Graph	1	\$70,000.00	\$70,000.00	\$70,000.00	\$70,000.00
DANTE GROVE ST LLC, 79-81 MACDOUGAL ST, NEW YORK, NY (https://www.google.com/maps/place/79-81%20MACDOUGAL%20ST,NEW%20YORK,NY)	Graph	2	\$52,500.00	\$40,000.00	\$40,000.00	\$65,000.00
Totals	Graph	3	\$58,333.33	\$65,000.00	\$40,000.00	\$70,000.00

Latitude: 40.728401 Longitude: -73.984806

Employer Name/Worksite Address	Graph	Count	Mean Wage	Median Wage	Lowest Wage	Highest Wage
ALIGN VENTURES LLC, 151 1ST AVENUE, NEW YORK, NY (https://www.google.com/maps/place/151%201ST%20AVENUE,NEW%20YORK,NY)	Graph	1	\$114,400.00	\$114,400.00	\$114,400.00	\$114,400.00
Totals	Graph	1	\$114,400.00	\$114,400.00	\$114,400.00	\$114,400.00

Employer Name/Worksite Address	Graph	Count	Mean Wage	Median Wage	Lowest Wage	Highest Wage
ALIGN VENTURES LLC, 151 1ST AVENUE, NEW YORK, NY (https://www.google.com/maps/place/151%201ST%20AVENUE,NEW%20YORK,NY)	Graph	1	\$114,400.00	\$114,400.00	\$114,400.00	\$114,400.00
Totals	Graph	1	\$114,400.00	\$114,400.00	\$114,400.00	\$114,400.00

Latitude: 40.72842 Longitude: -73.842051

Employer Name/Worksite Address	Graph	Count	Mean Wage	Median Wage	Lowest Wage	Highest Wage
JUNIPER NETWORKS (US), INC., 7272 112TH STREET, FOREST HILLS, NY (https://www.google.com/maps/place/7272%20112TH%20STREET,FOREST%20HILLS,NY)	Graph	1	\$115,856.00	\$115,856.00	\$115,856.00	\$115,856.00
Totals	Graph	1	\$115,856.00	\$115,856.00	\$115,856.00	\$115,856.00

Latitude: 40.728433 Longitude: -73.594211

Employer Name/Employer Address	Graph	Count	Mean Wage	Median Wage	Lowest Wage	Highest Wage
LONG ISLAND ELECTRIC UTILITY SERVCO LLC, 333 EARLE OVINGTON BOULEVARD, UNIONDALE, NY (https://www.google.com/maps/place/333%20EARLE%20OVINGTON%20BOULEVARD,UNIONDALE,NY)	Graph	1	\$108,000.00	\$108,000.00	\$108,000.00	\$108,000.00
PROFESSIONAL ORTHOPEDIC & SPORTS PHYSICAL THERAPY, 333 EARLE OVINGTON BLVD, UNIONDALE, NY (https://www.google.com/maps/place/333%20EARLE%20OVINGTON%20BLVD,UNIONDALE,NY)	Graph	1	\$85,000.00	\$85,000.00	\$85,000.00	\$85,000.00
PROF ORTHOPEDIC & SPORTS PHYSICAL THERAPY, 333 EARLE OVINGTON BLVD, UNIONDALE, NY (https://www.google.com/maps/place/333%20EARLE%20OVINGTON%20BLVD,UNIONDALE,NY)	Graph	2	\$80,000.00	\$75,000.00	\$75,000.00	\$85,000.00
PROFESSIONAL ORTHOPEDIC AND SPORTS PHYSICAL THERAPY, P.C., 333 EARLE OVINGTON BLVD, UNIONDALE, NY (https://www.google.com/maps/place/333%20EARLE%20OVINGTON%20BLVD,UNIONDALE,NY)	Graph	2	\$83,350.00	\$80,000.00	\$80,000.00	\$86,700.00
AMAC MANAGER LLC, 333 EARLE OVINGTON BLVD, UNIONDALE, NY (https://www.google.com/maps/place/333%20EARLE%20OVINGTON%20BLVD,UNIONDALE,NY)	Graph	3	\$85,000.00	\$85,000.00	\$85,000.00	\$85,000.00
EC INFOSYSTEMS, INC., 333 EARLE OVINGTON BLVD., UNIONDALE, NY (https://www.google.com/maps/place/333%20EARLE%20OVINGTON%20BLVD.,UNIONDALE,NY)	Graph	35	\$62,572.34	\$54,600.00	\$47,195.00	\$156,582.00
Totals	Graph	44	\$67,380.27	\$61,901.00	\$47,195.00	\$156,582.00

Employer Name/Worksite Address	Graph	Count	Mean Wage	Median Wage	Lowest Wage	Highest Wage
NIC INFO TEK INC, 333 EARLE OVINGTON BLVD., UNIONDALE, NY (https://www.google.com/maps/place/333%20EARLE%20OVINGTON%20BLVD.,UNIONDALE,NY)	Graph	1	\$60,000.00	\$60,000.00	\$60,000.00	\$60,000.00
TEKFORCE360 CORPORATION, 333 EARLE OVINGTON BLVD, UNIONDALE, NY (https://www.google.com/maps/place/333%20EARLE%20OVINGTON%20BLVD,UNIONDALE,NY)	Graph	1	\$65,000.00	\$65,000.00	\$65,000.00	\$65,000.00
TRENDSET IT, INC., 333 EARLE OVINGTON BLVD, SUITE 102, UNIONDALE, NY (https://www.google.com/maps/place/333%20EARLE%20OVINGTON%20BLVD,%20SUITE%20102,UNIONDALE,NY)	Graph	3	\$78,050.67	\$80,000.00	\$74,152.00	\$80,000.00
REFYN DATA LLC, 333 EARLE OVINGTON BOULEVARD, UNIONDALE, NY (https://www.google.com/maps/place/333%20EARLE%20OVINGTON%20BOULEVARD,UNIONDALE,NY)	Graph	4	\$78,623.10	\$73,902.40	\$60,590.00	\$90,000.00
EC INFOSYSTEMS, INC., 333 EARLE OVINGTON BLVD., UNIONDALE, NY (https://www.google.com/maps/place/333%20EARLE%20OVINGTON%20BLVD.,UNIONDALE,NY)	Graph	10	\$61,584.90	\$47,195.00	\$47,195.00	\$156,582.00
TEKFORCE360 CORPORATION, 333 EARLE OVINGTON BLVD, UNIONDALE, NY (https://www.google.com/maps/place/333%20EARLE%20OVINGTON%20BLVD,UNIONDALE,NY)	Graph	27	\$60,739.52	\$54,600.00	\$47,195.00	\$93,000.00
Totals	Graph	46	\$63,683.92	\$58,718.00	\$47,195.00	\$156,582.00

Latitude: 40.728447 Longitude: -73.992556

Employer Name/Employer Address	Graph	Count	Mean Wage	Median Wage	Lowest Wage	Highest Wage
MACGUFFIN FILMS, LTD., 411 LAFAYETTE STREET, NEW YORK, NY (https://www.google.com/maps/place/411%20LAFAYETTE%20STREET,NEW%20YORK,NY)	Graph	1	\$65,000.00	\$65,000.00	\$65,000.00	\$65,000.00
Totals	Graph	1	\$65,000.00	\$65,000.00	\$65,000.00	\$65,000.00

Employer Name/Worksite Address	Graph	Count	Mean Wage	Median Wage	Lowest Wage	Highest Wage
MACGUFFIN FILMS, LTD., 411 LAFAYETTE STREET, NEW YORK, NY (https://www.google.com/maps/place/411%20LAFAYETTE%20STREET,NEW%20YORK,NY)	Graph	1	\$65,000.00	\$65,000.00	\$65,000.00	\$65,000.00
Totals	Graph	1	\$65,000.00	\$65,000.00	\$65,000.00	\$65,000.00

Latitude: 40.728454 Longitude: -74.007207

Employer Name/Employer Address	Graph	Count	Mean Wage	Median Wage	Lowest Wage	Highest Wage
ROKKAN MEDIA, LLC, 375 HUDSON ST, 14TH FLOOR, NEW YORK, NY (https://www.google.com/maps/place/375%20HUDSON%20ST,%2014TH%20FLOOR,NEW%20YORK,NY)	Graph	1	\$81,900.00	\$81,900.00	\$81,900.00	\$81,900.00
TURNER CONSTRUCTION, 375 HUDSON STREET, NEW YORK, NY (https://www.google.com/maps/place/375%20HUDSON%20STREET,NEW%20YORK,NY)	Graph	1	\$71,921.46	\$71,921.46	\$71,921.46	\$71,921.46
MSLGROUP AMERICAS, INC., 375 HUDSON STREET, NEW YORK, NY (https://www.google.com/maps/place/375%20HUDSON%20STREET,NEW%20YORK,NY)	Graph	2	\$142,500.00	\$135,000.00	\$135,000.00	\$150,000.00
TURNER CONSTRUCTION COMPANY, 375 HUDSON STREET, 6TH FLOOR, NEW YORK, NY (https://www.google.com/maps/place/375%20HUDSON%20STREET,%206TH%20FLOOR,NEW%20YORK,NY)	Graph	2	\$97,804.20	\$57,288.40	\$57,288.40	\$138,320.00
TURNER CONSTRUCTION COMPANY, 375 HUDSON STREET, NEW YORK, NY (https://www.google.com/maps/place/375%20HUDSON%20STREET,NEW%20YORK,NY)	Graph	2	\$119,250.00	\$103,500.00	\$103,500.00	\$135,000.00
ROKKAN MEDIA, LLC, 375 HUDSON STREET, NEW YORK, NY (https://www.google.com/maps/place/375%20HUDSON%20STREET,NEW%20YORK,NY)	Graph	3	\$95,000.00	\$90,000.00	\$60,000.00	\$135,000.00
SAATCHI & SAATCHI NORTH AMERICA, INC., 375 HUDSON STREET, NEW YORK, NY (https://www.google.com/maps/place/375%20HUDSON%20STREET,NEW%20YORK,NY)	Graph	5	\$129,000.00	\$120,000.00	\$105,000.00	\$175,000.00
Totals	Graph	16	\$112,683.12	\$115,000.00	\$57,288.40	\$175,000.00

Employer Name/Worksite Address	Graph	Count	Mean Wage	Median Wage	Lowest Wage	Highest Wage
UNISOFT SOLUTIONS LLC, 375 HUDSON ST #9TH FLOOR, NEW YORK, NY (https://www.google.com/maps/place/375%20HUDSON%20ST%20#9TH%20FLOOR,NEW%20YORK,NY)	Graph	1	\$84,000.00	\$84,000.00	\$84,000.00	\$84,000.00
VIVAKI, INC., 375 HUDSON, NEW YORK, NY (https://www.google.com/maps/place/375%20HUDSON,NEW%20YORK,NY)	Graph	1	\$100,000.00	\$100,000.00	\$100,000.00	\$100,000.00
TURNER CONSTRUCTION COMPANY, 375 HUDSON STREET, 6TH FLOOR, NEW YORK, NY (https://www.google.com/maps/place/375%20HUDSON%20STREET,%206TH%20FLOOR,NEW%20YORK,NY)	Graph	2	\$97,804.20	\$57,288.40	\$57,288.40	\$138,320.00
RAZORFISH, LLC, 375 HUDSON STREET, 9TH FLOOR, NEW YORK, NY (https://www.google.com/maps/place/375%20HUDSON%20STREET,%209TH%20FLOOR,NEW%20YORK,NY)	Graph	10	\$87,253.72	\$81,500.00	\$55,250.00	\$135,200.00
MSLGROUP AMERICAS, INC., 375 HUDSON STREET, NEW YORK, NY (https://www.google.com/maps/place/375%20HUDSON%20STREET,NEW%20YORK,NY)	Graph	33	\$119,587.81	\$115,000.00	\$60,000.00	\$310,750.00
Totals	Graph	47	\$110,607.31	\$105,000.00	\$55,250.00	\$310,750.00

Latitude: 40.728459 Longitude: -73.994126

Employer Name/Employer Address	Graph	Count	Mean Wage	Median Wage	Lowest Wage	Highest Wage
WEITZ & LUXENBERG, P.C., 700 BROADWAY, NEW YORK, NY (https://www.google.com/maps/place/700%20BROADWAY,NEW%20YORK,NY)	Graph	1	\$79,123.20	\$79,123.20	\$79,123.20	\$79,123.20
WEITZ & LUXENBERG P.C., 700 BROADWAY, NEW YORK, NY (https://www.google.com/maps/place/700%20BROADWAY,NEW%20YORK,NY)	Graph	4	\$84,140.00	\$58,240.00	\$58,240.00	\$140,000.00
Totals	Graph	5	\$83,136.64	\$79,123.20	\$58,240.00	\$140,000.00

Employer Name/Worksite Address	Graph	Count	Mean Wage	Median Wage	Lowest Wage	Highest Wage
KAVAYAH SOLUTIONS, INC., 700 BROADWAY, NEW YORK, NY (https://www.google.com/maps/place/700%20BROADWAY,NEW%20YORK,NY)	Graph	7	\$78,526.17	\$70,000.00	\$58,240.00	\$140,000.00
Totals	Graph	7	\$78,526.17	\$70,000.00	\$58,240.00	\$140,000.00

Latitude: 40.728479 Longitude: -73.905882

Employer Name/Employer Address	Graph	Count	Mean Wage	Median Wage	Lowest Wage	Highest Wage
DELTA COMMERCIAL REAL ESTATE, INC., 5830 MAURICE AVENUE, MASPETH, NY (https://www.google.com/maps/place/5830%20MAURICE%20AVENUE,MASPETH,NY)	Graph	1	\$83,200.00	\$83,200.00	\$83,200.00	\$83,200.00
Totals	Graph	1	\$83,200.00	\$83,200.00	\$83,200.00	\$83,200.00

Employer Name/Worksite Address	Graph	Count	Mean Wage	Median Wage	Lowest Wage	Highest Wage
DELTA COMMERCIAL REAL ESTATE, INC., 5830 MAURICE AVENUE, MASPETH, NY (https://www.google.com/maps/place/5830%20MAURICE%20AVENUE,MASPETH,NY)	Graph	1	\$83,200.00	\$83,200.00	\$83,200.00	\$83,200.00
Totals	Graph	1	\$83,200.00	\$83,200.00	\$83,200.00	\$83,200.00

Latitude: 40.728486 Longitude: -74.005266

Employer Name/Employer Address	Graph	Count	Mean Wage	Median Wage	Lowest Wage	Highest Wage
HENSAM ENTERPRISES, INC., 204 VARICK STREET, NEW YORK, NY (https://www.google.com/maps/place/204%20VARICK%20STREET,NEW%20YORK,NY)	Graph	1	\$41,600.00	\$41,600.00	\$41,600.00	\$41,600.00
Totals	Graph	1	\$41,600.00	\$41,600.00	\$41,600.00	\$41,600.00

Employer Name/Worksite Address	Graph	Count	Mean Wage	Median Wage	Lowest Wage	Highest Wage
HENSAM ENTERPRISES, INC., 204 VARICK STREET, NEW YORK, NY (https://www.google.com/maps/place/204%20VARICK%20STREET,NEW%20YORK,NY)	Graph	1	\$41,600.00	\$41,600.00	\$41,600.00	\$41,600.00
Totals	Graph	1	\$41,600.00	\$41,600.00	\$41,600.00	\$41,600.00

Latitude: 40.72856 Longitude: -73.947721

Employer Name/Employer Address	Graph	Count	Mean Wage	Median Wage	Lowest Wage	Highest Wage
RUBYS MIDTOWN LLC, 219 MULBERRY ST, NEW YORK, NY (https://www.google.com/maps/place/219%20MULBERRY%20ST,NEW%20YORK,NY)	Graph	1	\$87,000.00	\$87,000.00	\$87,000.00	\$87,000.00
Totals	Graph	1	\$87,000.00	\$87,000.00	\$87,000.00	\$87,000.00

Employer Name/Worksite Address	Graph	Count	Mean Wage	Median Wage	Lowest Wage	Highest Wage
219 MULBERRY LLC, 219 MULBERRY ST, NEW YORK, NY (https://www.google.com/maps/place/219%20MULBERRY%20ST,NEW%20YORK,NY)	Graph	1	\$80,000.00	\$80,000.00	\$80,000.00	\$80,000.00
BKDK, LLC, 67 WEST STREET, UNIT 610, BROOKLYN, NY (https://www.google.com/maps/place/67%20WEST%20STREET,%20UNIT%20610,BROOKLYN,NY)	Graph	1	\$40,000.00	\$40,000.00	\$40,000.00	\$40,000.00
LUNA CREATIVE INC., 61 GREENPOINT AVENUE, BROOKLYN, NY (https://www.google.com/maps/place/61%20GREENPOINT%20AVENUE,BROOKLYN,NY)	Graph	1	\$53,000.00	\$53,000.00	\$53,000.00	\$53,000.00
MORETON LLC, 218 NEWEL STREET, BROOKLYN, NY (https://www.google.com/maps/place/218%20NEWEL%20STREET,BROOKLYN,NY)	Graph	1	\$80,000.00	\$80,000.00	\$80,000.00	\$80,000.00
N-P-ELLIOTT LLC, 488 MORGAN AVE., BROOKLYN, NY (https://www.google.com/maps/place/488%20MORGAN%20AVE.,BROOKLYN,NY)	Graph	1	\$65,000.00	\$65,000.00	\$65,000.00	\$65,000.00
TREACY CUSTOM CARPENTRY, INC., 1205 MANHATTAN AVENUE, BROOKLYN, NY (https://www.google.com/maps/place/1205%20MANHATTAN%20AVENUE,BROOKLYN,NY)	Graph	2	\$52,400.00	\$48,800.00	\$48,800.00	\$56,000.00
Totals	Graph	7	\$60,400.00	\$56,000.00	\$40,000.00	\$80,000.00

Latitude: 40.72857 Longitude: -73.959121

Employer Name/Employer Address	Graph	Count	Mean Wage	Median Wage	Lowest Wage	Highest Wage
--------------------------------	-------	-------	-----------	-------------	-------------	--------------

Employer Name/Employer Address	Graph	Count	Mean Wage	Median Wage	Lowest Wage	Highest Wage
COLKITT ARCHITECTURE DPC, 67 WEST STREET SUITE 401, BROOKLYN, NY (https://www.google.com/maps/place/67%20WEST%20%20STREET%20%20SUITE%20401,BROOKLYN,NY)	Graph	1	\$45,000.00	\$45,000.00	\$45,000.00	\$45,000.00
DIZON COLLECTIVE LLC, 67 WEST STREET, SUITE 316, BROOKLYN, NY (https://www.google.com/maps/place/67%20WEST%20STREET,%20SUITE%20316,BROOKLYN,NY)	Graph	1	\$76,899.00	\$76,899.00	\$76,899.00	\$76,899.00
SOURCE CONSTRUCTION INC., 67 WEST STREET, SUITE 608, BROOKLYN, NY (https://www.google.com/maps/place/67%20WEST%20STREET,%20SUITE%20608,BROOKLYN,NY)	Graph	1	\$72,500.00	\$72,500.00	\$72,500.00	\$72,500.00
VENTURE HOME SOLAR LLC, 67 WEST STREET, BROOKLYN, NY (https://www.google.com/maps/place/67%20WEST%20STREET,BROOKLYN,NY)	Graph	2	\$70,000.00	\$60,000.00	\$60,000.00	\$80,000.00
Totals	Graph	5	\$66,879.80	\$72,500.00	\$45,000.00	\$80,000.00

Employer Name/Worksite Address	Graph	Count	Mean Wage	Median Wage	Lowest Wage	Highest Wage
COLKITT ARCHITECTURE DPC, 67 WEST STREET SUITE 401, BROOKLYN, NY (https://www.google.com/maps/place/67%20WEST%20%20STREET%20%20SUITE%20%20401,BROOKLYN,NY)	Graph	1	\$45,000.00	\$45,000.00	\$45,000.00	\$45,000.00
DIZON COLLECTIVE LLC, 67 WEST STREET, SUITE 316, BROOKLYN, NY (https://www.google.com/maps/place/67%20WEST%20STREET,%20SUITE%20316,BROOKLYN,NY)	Graph	1	\$76,899.00	\$76,899.00	\$76,899.00	\$76,899.00
SOURCE CONSTRUCTION INC., 67 WEST STREET, SUITE 608, BROOKLYN, NY (https://www.google.com/maps/place/67%20WEST%20STREET,%20SUITE%20608,BROOKLYN,NY)	Graph	1	\$72,500.00	\$72,500.00	\$72,500.00	\$72,500.00
VENTURE HOME SOLAR LLC, 67 WEST STREET, BROOKLYN, NY (https://www.google.com/maps/place/67%20WEST%20STREET,BROOKLYN,NY)	Graph	3	\$60,498.67	\$60,000.00	\$41,496.00	\$80,000.00
Totals	Graph	6	\$62,649.17	\$60,000.00	\$41,496.00	\$80,000.00

Latitude: 40.728588 Longitude: -73.999865

Employer Name/Employer Address	Graph	Count	Mean Wage	Median Wage	Lowest Wage	Highest Wage
ARTISAN COUNCIL LLC, 159, NEW YORK, NY (https://www.google.com/maps/place/159,NEW%20YORK,NY)	Graph	1	\$60,000.00	\$60,000.00	\$60,000.00	\$60,000.00
NORTH SIX INC., 159 BLEECKER STREET, NEW YORK, NY (https://www.google.com/maps/place/159%20BLEECKER%20STREET,NEW%20YORK,NY)	Graph	1	\$110,000.00	\$110,000.00	\$110,000.00	\$110,000.00
NORTH SIX, INC, 159 BLEECKER STREET, STOREFRONT, NEW YORK, NY (https://www.google.com/maps/place/159%20BLEECKER%20STREET,%20STOREFRONT,NEW%20YORK,NY)	Graph	1	\$105,000.00	\$105,000.00	\$105,000.00	\$105,000.00
Totals	Graph	3	\$91,666.67	\$105,000.00	\$60,000.00	\$110,000.00

Employer Name/Worksite Address	Graph	Count	Mean Wage	Median Wage	Lowest Wage	Highest Wage
ARTISAN COUNCIL LLC, 159 BLEECKER ST, NEW YORK, NY (https://www.google.com/maps/place/159%20BLEECKER%20ST,NEW%20YORK,NY)	Graph	1	\$60,000.00	\$60,000.00	\$60,000.00	\$60,000.00
NORTH SIX INC., 159 BLEECKER STREET, NEW YORK, NY (https://www.google.com/maps/place/159%20BLEECKER%20STREET,NEW%20YORK,NY)	Graph	1	\$110,000.00	\$110,000.00	\$110,000.00	\$110,000.00
NORTH SIX, INC, 159 BLEECKER STREET, STOREFRONT, NEW YORK, NY (https://www.google.com/maps/place/159%20BLEECKER%20STREET,%20STOREFRONT,NEW%20YORK,NY)	Graph	1	\$105,000.00	\$105,000.00	\$105,000.00	\$105,000.00
Totals	Graph	3	\$91,666.67	\$105,000.00	\$60,000.00	\$110,000.00

Latitude: 40.728612 Longitude: -74.0047

Employer Name/Worksite Address	Graph	Count	Mean Wage	Median Wage	Lowest Wage	Highest Wage
PRIME HEALTHCARE SERVICES INC., 214 WEST HOUSTON STREET, NEW YORK, NY (https://www.google.com/maps/place/214%20WEST%20HOUSTON%20STREET,NEW%20YORK,NY)	Graph	12	\$64,308.17	\$65,748.80	\$47,650.00	\$66,560.00
Totals	Graph	12	\$64,308.17	\$65,748.80	\$47,650.00	\$66,560.00

Latitude: 40.728651 Longitude: -73.959135

Employer Name/Employer Address	Graph	Count	Mean Wage	Median Wage	Lowest Wage	Highest Wage
PINK SPARROW SCENIC, LTD., 73 WEST STREET, BROOKLYN, NY (https://www.google.com/maps/place/73%20WEST%20STREET,BROOKLYN,NY)	Graph	1	\$50,398.00	\$50,398.00	\$50,398.00	\$50,398.00
Totals	Graph	1	\$50,398.00	\$50,398.00	\$50,398.00	\$50,398.00

Employer Name/Worksite Address	Graph	Count	Mean Wage	Median Wage	Lowest Wage	Highest Wage
PINK SPARROW SCENIC, LTD., 73 WEST STREET, BROOKLYN, NY (https://www.google.com/maps/place/73%20WEST%20STREET,BROOKLYN,NY)	Graph	1	\$50,398.00	\$50,398.00	\$50,398.00	\$50,398.00
Totals	Graph	1	\$50,398.00	\$50,398.00	\$50,398.00	\$50,398.00

Latitude: 40.728684 Longitude: -73.85384

Employer Name/Worksite Address	Graph	Count	Mean Wage	Median Wage	Lowest Wage	Highest Wage
KUEI LUCK EARLY CHILDHOOD CENTER, LLC., 99-39 66TH AVENUE, REGO PARK, NY (https://www.google.com/maps/place/99-39%2066TH%20AVENUE,REGO%20PARK,NY)	Graph	2	\$36,000.00	\$36,000.00	\$36,000.00	\$36,000.00
Totals	Graph	2	\$36,000.00	\$36,000.00	\$36,000.00	\$36,000.00

Latitude: 40.728699 Longitude: -73.992337

Employer Name/Worksite Address	Graph	Count	Mean Wage	Median Wage	Lowest Wage	Highest Wage
FUSION MEDIA NETWORK, LLC, 419 LAFAYETTE STREET, NEW YORK, NY (https://www.google.com/maps/place/419%20LAFAYETTE%20STREET,NEW%20YORK,NY)	Graph	1	\$120,000.00	\$120,000.00	\$120,000.00	\$120,000.00
GIZMODO MEDIA GROUP, LLC (F/K/A UNIMODA, LLC), 419 LAFAYETTE STREET, 4TH FLOOR, NEW YORK, NY (https://www.google.com/maps/place/419%20LAFAYETTE%20STREET,%204TH%20FLOOR,NEW%20YORK,NY)	Graph	1	\$70,000.00	\$70,000.00	\$70,000.00	\$70,000.00
Totals	Graph	2	\$95,000.00	\$70,000.00	\$70,000.00	\$120,000.00

Latitude: 40.72875 Longitude: -73.9952

Employer Name/Employer Address	Graph	Count	Mean Wage	Median Wage	Lowest Wage	Highest Wage
NEW YORK UNIVERSITY, COURANT INSTITUTE OF MATHEMATICAL SCIENCES, 251 MERCER STREET, NEW YORK, NY (https://www.google.com/maps/place/251%20MERCER%20STREET,NEW%20YORK,NY)	Graph	4	\$124,307.19	\$125,000.00	\$75,645.00	\$168,100.00
Totals	Graph	4	\$124,307.19	\$125,000.00	\$75,645.00	\$168,100.00

Employer Name/Worksite Address	Graph	Count	Mean Wage	Median Wage	Lowest Wage	Highest Wage
NEW YORK UNIVERSITY, COURANT INSTITUTE OF MATHEMATICAL SCIENCES, 251 MERCER STREET, NEW YORK, NY (https://www.google.com/maps/place/251%20MERCER%20STREET,NEW%20YORK,NY)	Graph	9	\$95,365.19	\$74,049.00	\$71,667.00	\$168,100.00
Totals	Graph	9	\$95,365.19	\$74,049.00	\$71,667.00	\$168,100.00

Latitude: 40.728752 Longitude: -73.472656

Employer Name/Worksite Address	Graph	Count	Mean Wage	Median Wage	Lowest Wage	Highest Wage
QAD INC., 17 AVON ROAD, FARMINGDALE, NY (https://www.google.com/maps/place/17%20AVON%20ROAD,FARMINGDALE,NY)	Graph	1	\$105,000.00	\$105,000.00	\$105,000.00	\$105,000.00
Totals	Graph	1	\$105,000.00	\$105,000.00	\$105,000.00	\$105,000.00

Latitude: 40.728828 Longitude: -74.008374

Employer Name/Employer Address	Graph	Count	Mean Wage	Median Wage	Lowest Wage	Highest Wage
MRY US, LLC., 299 W HOUSTON STREET, NEW YORK, NY (https://www.google.com/maps/place/299%20W%20HOUSTON%20STREET,NEW%20YORK,NY)	Graph	1	\$91,824.00	\$91,824.00	\$91,824.00	\$91,824.00
ZENITH MEDIA SERVICES, INC., 299 WEST HOUSTON STREET, NEW YORK, NY (https://www.google.com/maps/place/299%20WEST%20HOUSTON%20STREET,NEW%20YORK,NY)	Graph	6	\$102,583.33	\$97,000.00	\$52,000.00	\$150,000.00
Totals	Graph	7	\$101,046.29	\$97,000.00	\$52,000.00	\$150,000.00

Employer Name/Worksite Address	Graph	Count	Mean Wage	Median Wage	Lowest Wage	Highest Wage
MRY US, LLC., 299 W HOUSTON STREET, NEW YORK, NY (https://www.google.com/maps/place/299%20W%20HOUSTON%20STREET,NEW%20YORK,NY)	Graph	1	\$91,824.00	\$91,824.00	\$91,824.00	\$91,824.00
ZENITH MEDIA SERVICES, INC., 299 WEST HOUSTON STREET, NEW YORK, NY (https://www.google.com/maps/place/299%20WEST%20HOUSTON%20STREET,NEW%20YORK,NY)	Graph	4	\$114,625.00	\$108,500.00	\$52,000.00	\$170,000.00
Totals	Graph	5	\$110,064.80	\$108,500.00	\$52,000.00	\$170,000.00

Latitude: 40.728873 Longitude: -73.987552

Employer Name/Employer Address	Graph	Count	Mean Wage	Median Wage	Lowest Wage	Highest Wage
?WHAT IF! USA LIMITED, 137 2ND AVENUE, NEW YORK, NY (https://www.google.com/maps/place/137%202ND%20AVENUE,NEW%20YORK,NY)	Graph	1	\$150,000.00	\$150,000.00	\$150,000.00	\$150,000.00
Totals	Graph	1	\$150,000.00	\$150,000.00	\$150,000.00	\$150,000.00

Employer Name/Worksite Address	Graph	Count	Mean Wage	Median Wage	Lowest Wage	Highest Wage
?WHAT IF! USA LIMITED, 137 2ND AVENUE, NEW YORK, NY (https://www.google.com/maps/place/137%202ND%20AVENUE,NEW%20YORK,NY)	Graph	1	\$150,000.00	\$150,000.00	\$150,000.00	\$150,000.00
Totals	Graph	1	\$150,000.00	\$150,000.00	\$150,000.00	\$150,000.00

Latitude: 40.728878 Longitude: -73.981002

Employer Name/Worksite Address	Graph	Count	Mean Wage	Median Wage	Lowest Wage	Highest Wage
WESTMINSTER MANAGEMENT LLC, 504 E 12TH STREET, NEW YORK, NY (https://www.google.com/maps/place/504%20E%2012TH%20STREET,NEW%20YORK,NY)	Graph	1	\$47,590.00	\$47,590.00	\$47,590.00	\$47,590.00
Totals	Graph	1	\$47,590.00	\$47,590.00	\$47,590.00	\$47,590.00

Latitude: 40.728936 Longitude: -74.005328

Employer Name/Employer Address	Graph	Count	Mean Wage	Median Wage	Lowest Wage	Highest Wage
GUY NORDENSON AND ASSOCIATES, LLP, 225 VARICK STREET, NEW YORK, NY (https://www.google.com/maps/place/225%20VARICK%20STREET,NEW%20YORK,NY)	Graph	1	\$66,560.00	\$66,560.00	\$66,560.00	\$66,560.00
SQUARESPACE, INC., 225 VARICK STREET, 12TH FLOOR, NEW YORK, NY (https://www.google.com/maps/place/225%20VARICK%20STREET,%2012TH%20FLOOR,NEW%20YORK,NY)	Graph	2	\$141,000.00	\$125,000.00	\$125,000.00	\$157,000.00
SQUARESPACE, INC., 225 VARICK STREET, NEW YORK, NY (https://www.google.com/maps/place/225%20VARICK%20STREET,NEW%20YORK,NY)	Graph	14	\$146,571.43	\$150,000.00	\$110,000.00	\$185,000.00
Totals	Graph	17	\$141,209.41	\$150,000.00	\$66,560.00	\$185,000.00

Employer Name/Worksite Address	Graph	Count	Mean Wage	Median Wage	Lowest Wage	Highest Wage
SQUARESPACE, INC., 225 VARICK STREET, 12TH FLOOR, NEW YORK, NY (https://www.google.com/maps/place/225%20VARICK%20STREET,%2012TH%20FLOOR,NEW%20YORK,NY)	Graph	1	\$157,000.00	\$157,000.00	\$157,000.00	\$157,000.00

Employer Name/Worksite Address	Graph	Count	Mean Wage	Median Wage	Lowest Wage	Highest Wage
SQUARESPACE, INC., 225 VARICK STREET, NEW YORK, NY (https://www.google.com/maps/place/225%20VARICK%20STREET,NEW%20YORK,NY)	Graph	16	\$140,222.50	\$140,000.00	\$66,560.00	\$185,000.00
Totals	Graph	17	\$141,209.41	\$150,000.00	\$66,560.00	\$185,000.00

Latitude: 40.729026 Longitude: -74.000325

Employer Name/Worksite Address	Graph	Count	Mean Wage	Median Wage	Lowest Wage	Highest Wage
DISRUPTIVE MEDIA LLC, 214 SULLIVAN STREET, NEW YORK, NY (https://www.google.com/maps/place/214%20SULLIVAN%20STREET,NEW%20YORK,NY)	Graph	1	\$106,080.00	\$106,080.00	\$106,080.00	\$106,080.00
Totals	Graph	1	\$106,080.00	\$106,080.00	\$106,080.00	\$106,080.00

Employer Name/Worksite Address	Graph	Count	Mean Wage	Median Wage	Lowest Wage	Highest Wage
DISRUPTIVE MEDIA LLC, 214 SULLIVAN STREET, NEW YORK, NY (https://www.google.com/maps/place/214%20SULLIVAN%20STREET,NEW%20YORK,NY)	Graph	3	\$71,828.33	\$59,405.00	\$50,000.00	\$106,080.00
Totals	Graph	3	\$71,828.33	\$59,405.00	\$50,000.00	\$106,080.00

Latitude: 40.729042 Longitude: -73.984175

Employer Name/Worksite Address	Graph	Count	Mean Wage	Median Wage	Lowest Wage	Highest Wage
ATD FOURTH WORLD MOVEMENT INC., 172 FIRST AVENUE, NEW YORK, NY (https://www.google.com/maps/place/172%20FIRST%20AVENUE,NEW%20YORK,NY)	Graph	1	\$36,000.00	\$36,000.00	\$36,000.00	\$36,000.00
Totals	Graph	1	\$36,000.00	\$36,000.00	\$36,000.00	\$36,000.00

Latitude: 40.729074 Longitude: -73.993777

Employer Name/Worksite Address	Graph	Count	Mean Wage	Median Wage	Lowest Wage	Highest Wage
NEW YORK CITY ALLIANCE AGAINST SEXUAL ASSAULT, 32 BROADWAY, NEW YORK, NY (https://www.google.com/maps/place/32%20BROADWAY,NEW%20YORK,NY)	Graph	3	\$42,500.00	\$42,500.00	\$42,500.00	\$42,500.00
Totals	Graph	3	\$42,500.00	\$42,500.00	\$42,500.00	\$42,500.00

Employer Name/Worksite Address	Graph	Count	Mean Wage	Median Wage	Lowest Wage	Highest Wage
NEW YORK CITY ALLIANCE AGAINST SEXUAL ASSAULT, 32 BROADWAY, NEW YORK, NY (https://www.google.com/maps/place/32%20BROADWAY,NEW%20YORK,NY)	Graph	2	\$42,500.00	\$42,500.00	\$42,500.00	\$42,500.00
Totals	Graph	2	\$42,500.00	\$42,500.00	\$42,500.00	\$42,500.00

Latitude: 40.729091 Longitude: -73.995482

Employer Name/Worksite Address	Graph	Count	Mean Wage	Median Wage	Lowest Wage	Highest Wage
DOLI SYSTEMS INC., 25 WEST 4TH ST, NEW YORK, NY (https://www.google.com/maps/place/25%20WEST%204TH%20ST,NEW%20YORK,NY)	Graph	1	\$70,250.00	\$70,250.00	\$70,250.00	\$70,250.00
Totals	Graph	1	\$70,250.00	\$70,250.00	\$70,250.00	\$70,250.00

Latitude: 40.729099 Longitude: -73.858798

Employer Name/Worksite Address	Graph	Count	Mean Wage	Median Wage	Lowest Wage	Highest Wage

Employer Name/Employer Address	Graph	Count	Mean Wage	Median Wage	Lowest Wage	Highest Wage
METROPOLITAN LEARNING INSTITUTE, INC., 97-77 QUEENS BOULEVARD, REGO PARK, NY (https://www.google.com/maps/place/97-77%20QUEENS%20BOULEVARD,REGO%20PARK,NY)	Graph	1	\$52,500.00	\$52,500.00	\$52,500.00	\$52,500.00
ST. PAUL'S SCHOOL OF NURSING, 97-77 QUEENS BLVD, REGO PARK, NY (https://www.google.com/maps/place/97-77%20QUEENS%20BLVD,REGO%20PARK,NY)	Graph	2	\$56,425.00	\$55,550.00	\$55,550.00	\$57,300.00
Totals	Graph	3	\$55,116.67	\$55,550.00	\$52,500.00	\$57,300.00

Employer Name/Worksite Address	Graph	Count	Mean Wage	Median Wage	Lowest Wage	Highest Wage
METROPOLITAN LEARNING INSTITUTE, INC., 97-77 QUEENS BOULEVARD, REGO PARK, NY (https://www.google.com/maps/place/97-77%20QUEENS%20BOULEVARD,REGO%20PARK,NY)	Graph	1	\$52,500.00	\$52,500.00	\$52,500.00	\$52,500.00
ST. PAUL'S SCHOOL OF NURSING, 97-77 QUEENS BLVD, REGO PARK, NY (https://www.google.com/maps/place/97-77%20QUEENS%20BLVD,REGO%20PARK,NY)	Graph	2	\$56,425.00	\$55,550.00	\$55,550.00	\$57,300.00
Totals	Graph	3	\$55,116.67	\$55,550.00	\$52,500.00	\$57,300.00

Latitude: 40.729124 Longitude: -73.951733

Employer Name/Employer Address	Graph	Count	Mean Wage	Median Wage	Lowest Wage	Highest Wage
TIDY CO USA LLC, 308 ECKFORD ST, BROOKLYN, NY (https://www.google.com/maps/place/308%20ECKFORD%20ST,BROOKLYN,NY)	Graph	1	\$81,120.00	\$81,120.00	\$81,120.00	\$81,120.00
RESEARCH AND DEVELOPMENT LAB LLC, 308 ECKFORD ST, BROOKLYN, NY (https://www.google.com/maps/place/308%20ECKFORD%20ST,BROOKLYN,NY)	Graph	2	\$103,667.20	\$103,667.20	\$103,667.20	\$103,667.20
Totals	Graph	3	\$96,151.47	\$103,667.20	\$81,120.00	\$103,667.20

Employer Name/Worksite Address	Graph	Count	Mean Wage	Median Wage	Lowest Wage	Highest Wage
TIDY CO USA LLC, 308 ECKFORD ST, BROOKLYN, NY (https://www.google.com/maps/place/308%20ECKFORD%20ST,BROOKLYN,NY)	Graph	3	\$96,151.47	\$103,667.20	\$81,120.00	\$103,667.20
Totals	Graph	3	\$96,151.47	\$103,667.20	\$81,120.00	\$103,667.20

Latitude: 40.729144 Longitude: -73.992125

Employer Name/Employer Address	Graph	Count	Mean Wage	Median Wage	Lowest Wage	Highest Wage
CIVIC ENTERTAINMENT GROUP LLC, 436 LAFAYETTE STREET, NEW YORK, NY (https://www.google.com/maps/place/436%20LAFAYETTE%20STREET,NEW%20YORK,NY)	Graph	1	\$55,764.80	\$55,764.80	\$55,764.80	\$55,764.80
Totals	Graph	1	\$55,764.80	\$55,764.80	\$55,764.80	\$55,764.80

Employer Name/Worksite Address	Graph	Count	Mean Wage	Median Wage	Lowest Wage	Highest Wage
SLACK TECHNOLOGIES, INC., 436 LAFAYETTE STREET, NEW YORK, NY (https://www.google.com/maps/place/436%20LAFAYETTE%20STREET,NEW%20YORK,NY)	Graph	4	\$109,441.20	\$108,000.00	\$55,764.80	\$144,000.00
Totals	Graph	4	\$109,441.20	\$108,000.00	\$55,764.80	\$144,000.00

Latitude: 40.729148 Longitude: -73.994176

Employer Name/Worksite Address	Graph	Count	Mean Wage	Median Wage	Lowest Wage	Highest Wage
NEW YORK UNIVERSITY, 4 WASHINGTON PLACE, NEW YORK, NY (https://www.google.com/maps/place/4%20WASHINGTON%20PLACE,NEW%20YORK,NY)	Graph	1	\$86,798.40	\$86,798.40	\$86,798.40	\$86,798.40
Totals	Graph	1	\$86,798.40	\$86,798.40	\$86,798.40	\$86,798.40

Latitude: 40.72918 Longitude: -73.983702

Employer Name/Employer Address	Graph	Count	Mean Wage	Median Wage	Lowest Wage	Highest Wage
CLARK MCDOWALL, INC., 404 EAST 11TH STREET, NEW YORK, NY (https://www.google.com/maps/place/404%20EAST%2011TH%20STREET,NEW%20YORK,NY)	Graph	2	\$125,000.00	\$100,000.00	\$100,000.00	\$150,000.00
Totals	Graph	2	\$125,000.00	\$100,000.00	\$100,000.00	\$150,000.00

Employer Name/Worksite Address	Graph	Count	Mean Wage	Median Wage	Lowest Wage	Highest Wage
CLARK MCDOWALL, INC., 404 EAST 11TH STREET, NEW YORK, NY (https://www.google.com/maps/place/404%20EAST%2011TH%20STREET,NEW%20YORK,NY)	Graph	2	\$125,000.00	\$100,000.00	\$100,000.00	\$150,000.00
Totals	Graph	2	\$125,000.00	\$100,000.00	\$100,000.00	\$150,000.00

Latitude: 40.729183 Longitude: -73.992091

Employer Name/Worksite Address	Graph	Count	Mean Wage	Median Wage	Lowest Wage	Highest Wage
ANIMOTO INC., 440 LAFAYETTE STREET, NEW YORK, NY (https://www.google.com/maps/place/440%20LAFAYETTE%20STREET,NEW%20YORK,NY)	Graph	1	\$130,000.00	\$130,000.00	\$130,000.00	\$130,000.00
Totals	Graph	1	\$130,000.00	\$130,000.00	\$130,000.00	\$130,000.00

Latitude: 40.729265 Longitude: -74.007077

Employer Name/Employer Address	Graph	Count	Mean Wage	Median Wage	Lowest Wage	Highest Wage
HAP CAPITAL ADVISORS LLC, 395 HUDSON STREET, NEW YORK, NY (https://www.google.com/maps/place/395%20HUDSON%20STREET,NEW%20YORK,NY)	Graph	1	\$180,000.00	\$180,000.00	\$180,000.00	\$180,000.00
MEDSCAPE, LLC, 395 HUDSON STREET, NEW YORK, NY (https://www.google.com/maps/place/395%20HUDSON%20STREET,NEW%20YORK,NY)	Graph	1	\$88,000.00	\$88,000.00	\$88,000.00	\$88,000.00
WEBMD LLC, 395 HUDSON STREET, NEW YORK, NY (https://www.google.com/maps/place/395%20HUDSON%20STREET,NEW%20YORK,NY)	Graph	1	\$131,997.00	\$131,997.00	\$131,997.00	\$131,997.00
WEBMD, LLC, 395 HUDSON STREET, NEW YORK, NY (https://www.google.com/maps/place/395%20HUDSON%20STREET,NEW%20YORK,NY)	Graph	14	\$110,907.46	\$105,900.00	\$92,931.00	\$170,000.00
Totals	Graph	17	\$114,864.79	\$105,900.00	\$88,000.00	\$180,000.00

Employer Name/Worksite Address	Graph	Count	Mean Wage	Median Wage	Lowest Wage	Highest Wage
ERP ANALYSTS, INC, 395 HUDSON ST., NEW YORK, NY (https://www.google.com/maps/place/395%20HUDSON%20ST.,NEW%20YORK,NY)	Graph	1	\$92,768.00	\$92,768.00	\$92,768.00	\$92,768.00
ERP ANALYSTS, INC., 395 HUDSON ST, NEW YORK, NY (https://www.google.com/maps/place/395%20HUDSON%20ST,NEW%20YORK,NY)	Graph	3	\$82,666.67	\$80,000.00	\$78,000.00	\$90,000.00
WEBMD, LLC, 395 HUDSON STREET, NEW YORK, NY (https://www.google.com/maps/place/395%20HUDSON%20STREET,NEW%20YORK,NY)	Graph	30	\$100,950.28	\$97,822.00	\$56,000.00	\$180,000.00
Totals	Graph	34	\$99,096.37	\$92,931.00	\$56,000.00	\$180,000.00

Latitude: 40.729347 Longitude: -73.97763

Employer Name/Worksite Address	Graph	Count	Mean Wage	Median Wage	Lowest Wage	Highest Wage
PRICEWATERHOUSECOOPERS ADVISORY SERVICES LLC, 615 E 14TH ST, NEW YORK, NY (https://www.google.com/maps/place/615%20E%2014TH%20ST,NEW%20YORK,NY)	Graph	1	\$105,000.00	\$105,000.00	\$105,000.00	\$105,000.00
Totals	Graph	1	\$105,000.00	\$105,000.00	\$105,000.00	\$105,000.00

Latitude: 40.729418 Longitude: -73.847718

Employer Name/Employer Address	Graph	Count	Mean Wage	Median Wage	Lowest Wage	Highest Wage
BETH GAVRIEL INSTITUTION, 66-35 108 STREET, FOREST HILLS, NY (https://www.google.com/maps/place/66-35%20108%20STREET,FOREST%20HILLS,NY)	Graph	1	\$60,000.00	\$60,000.00	\$60,000.00	\$60,000.00
Totals	Graph	1	\$60,000.00	\$60,000.00	\$60,000.00	\$60,000.00

Employer Name/Worksite Address	Graph	Count	Mean Wage	Median Wage	Lowest Wage	Highest Wage
BETH GAVRIEL INSTITUTION, 66-35 108 STREET, FOREST HILLS, NY (https://www.google.com/maps/place/66-35%20108%20STREET,FOREST%20HILLS,NY)	Graph	1	\$60,000.00	\$60,000.00	\$60,000.00	\$60,000.00
Totals	Graph	1	\$60,000.00	\$60,000.00	\$60,000.00	\$60,000.00

Latitude: 40.729445 Longitude: -74.002229

Employer Name/Worksite Address	Graph	Count	Mean Wage	Median Wage	Lowest Wage	Highest Wage
LITTLE RED SCHOOLHOUSE AND ELISABETH IRWIN HIGH SCHOOL, 272 6TH AVENUE, NEW YORK, NY (https://www.google.com/maps/place/272%206TH%20AVENUE,NEW%20YORK,NY)	Graph	1	\$75,046.00	\$75,046.00	\$75,046.00	\$75,046.00
Totals	Graph	1	\$75,046.00	\$75,046.00	\$75,046.00	\$75,046.00

Latitude: 40.729452 Longitude: -73.946011

Employer Name/Employer Address	Graph	Count	Mean Wage	Median Wage	Lowest Wage	Highest Wage
PARALLEL DEVELOPMENT LTD, 810 HUMBOLDT ST., BROOKLYN, NY (https://www.google.com/maps/place/810%20HUMBOLDT%20ST.,BROOKLYN,NY)	Graph	2	\$54,400.00	\$52,000.00	\$52,000.00	\$56,800.00
Totals	Graph	2	\$54,400.00	\$52,000.00	\$52,000.00	\$56,800.00

Employer Name/Worksite Address	Graph	Count	Mean Wage	Median Wage	Lowest Wage	Highest Wage
PARALLEL DEVELOPMENT LTD, 810 HUMBOLDT ST, BROOKLYN, NY (https://www.google.com/maps/place/810%20HUMBOLDT%20ST,BROOKLYN,NY)	Graph	2	\$54,400.00	\$52,000.00	\$52,000.00	\$56,800.00
Totals	Graph	2	\$54,400.00	\$52,000.00	\$52,000.00	\$56,800.00

Latitude: 40.729682 Longitude: -73.998748

Employer Name/Employer Address	Graph	Count	Mean Wage	Median Wage	Lowest Wage	Highest Wage
REDDYMADE ARCHITECTURE AND DESIGN PLLC, 80 WEST 3RD STREET 2ND FLR, NEW YORK, NY (https://www.google.com/maps/place/80%20WEST%203RD%20STREET%20%202ND%20FLR,NEW%20YORK,NY)	Graph	4	\$51,024.00	\$47,000.00	\$45,000.00	\$57,000.00
Totals	Graph	4	\$51,024.00	\$47,000.00	\$45,000.00	\$57,000.00

Employer Name/Worksite Address	Graph	Count	Mean Wage	Median Wage	Lowest Wage	Highest Wage
REDDYMADE ARCHITECTURE AND DESIGN PLLC, 80 WEST 3RD STREET 2ND FLR, NEW YORK, NY (https://www.google.com/maps/place/80%20WEST%203RD%20STREET%20%202ND%20FLR,NEW%20YORK,NY)	Graph	4	\$51,024.00	\$47,000.00	\$45,000.00	\$57,000.00
Totals	Graph	4	\$51,024.00	\$47,000.00	\$45,000.00	\$57,000.00

Latitude: 40.729704 Longitude: -73.993071

Employer Name/Employer Address	Graph	Count	Mean Wage	Median Wage	Lowest Wage	Highest Wage
JAM MARKETING INC., 736 BROADWAY, NEW YORK, NY (https://www.google.com/maps/place/736%20BROADWAY,NEW%20YORK,NY)	Graph	1	\$52,000.00	\$52,000.00	\$52,000.00	\$52,000.00

Employer Name/Employer Address	Graph	Count	Mean Wage	Median Wage	Lowest Wage	Highest Wage
Totals	Graph	1	\$52,000.00	\$52,000.00	\$52,000.00	\$52,000.00

Employer Name/Worksite Address	Graph	Count	Mean Wage	Median Wage	Lowest Wage	Highest Wage
JAM MARKETING INC., 736 BROADWAY, NEW YORK, NY (https://www.google.com/maps/place/736%20BROADWAY,NEW%20YORK,NY)	Graph	1	\$52,000.00	\$52,000.00	\$52,000.00	\$52,000.00
Totals	Graph	1	\$52,000.00	\$52,000.00	\$52,000.00	\$52,000.00

Latitude: 40.729719 Longitude: -74.008307

Employer Name/Employer Address	Graph	Count	Mean Wage	Median Wage	Lowest Wage	Highest Wage
BMUSE AGENCY LLC, 603 GREENWICH STREET, SUITE 101, NEW YORK, NY (https://www.google.com/maps/place/603%20GREENWICH%20STREET,%20SUITE%20101,NEW%20YORK,NY)	Graph	2	\$111,600.00	\$99,000.00	\$99,000.00	\$124,200.00
Totals	Graph	2	\$111,600.00	\$99,000.00	\$99,000.00	\$124,200.00

Employer Name/Worksite Address	Graph	Count	Mean Wage	Median Wage	Lowest Wage	Highest Wage
BMUSE AGENCY LLC, 603 GREENWICH STREET, SUITE 101, NEW YORK, NY (https://www.google.com/maps/place/603%20GREENWICH%20STREET,%20SUITE%20101,NEW%20YORK,NY)	Graph	2	\$111,600.00	\$99,000.00	\$99,000.00	\$124,200.00
Totals	Graph	2	\$111,600.00	\$99,000.00	\$99,000.00	\$124,200.00

Latitude: 40.729726 Longitude: -73.796082

Employer Name/Employer Address	Graph	Count	Mean Wage	Median Wage	Lowest Wage	Highest Wage
TILO JEWELRY INC, 7503 174TH STREET, FRESH MEADOWS, NY (https://www.google.com/maps/place/7503%20174TH%20STREET,FRESH%20MEADOWS,NY)	Graph	2	\$46,675.20	\$46,675.20	\$46,675.20	\$46,675.20
Totals	Graph	2	\$46,675.20	\$46,675.20	\$46,675.20	\$46,675.20

Employer Name/Worksite Address	Graph	Count	Mean Wage	Median Wage	Lowest Wage	Highest Wage
TILO JEWELRY INC, 7503 174TH STREET, FRESH MEADOWS, NY (https://www.google.com/maps/place/7503%20174TH%20STREET,FRESH%20MEADOWS,NY)	Graph	1	\$46,675.20	\$46,675.20	\$46,675.20	\$46,675.20
Totals	Graph	1	\$46,675.20	\$46,675.20	\$46,675.20	\$46,675.20

Latitude: 40.729778 Longitude: -73.990615

Employer Name/Employer Address	Graph	Count	Mean Wage	Median Wage	Lowest Wage	Highest Wage
1STDBIS.COM, 51 ASTOR PLACE, NEW YORK, NY (https://www.google.com/maps/place/51%20ASTOR%20PLACE,NEW%20YORK,NY)	Graph	1	\$80,000.00	\$80,000.00	\$80,000.00	\$80,000.00
BLUE STONE LANE HOLDINGS LLC, 51 ASTOR PLACE, NEW YORK, NY (https://www.google.com/maps/place/51%20ASTOR%20PLACE,NEW%20YORK,NY)	Graph	1	\$61,000.00	\$61,000.00	\$61,000.00	\$61,000.00
SCP NY, INC., 51 ASTOR PLACE, NEW YORK, NY (https://www.google.com/maps/place/51%20ASTOR%20PLACE,NEW%20YORK,NY)	Graph	1	\$130,000.00	\$130,000.00	\$130,000.00	\$130,000.00
TEACHER SYNERGY LLC, 51 ASTOR PL, NEW YORK, NY (https://www.google.com/maps/place/51%20ASTOR%20PL,NEW%20YORK,NY)	Graph	1	\$250,000.00	\$250,000.00	\$250,000.00	\$250,000.00
UNION REALTIME LLC, 51 ASTOR PLACE, NEW YORK, NY (https://www.google.com/maps/place/51%20ASTOR%20PLACE,NEW%20YORK,NY)	Graph	1	\$100,000.00	\$100,000.00	\$100,000.00	\$100,000.00
MAIL MEDIA, INC., 51 ASTOR PLACE, 9TH FLOOR, NEW YORK, NY (https://www.google.com/maps/place/51%20ASTOR%20PLACE,%209TH%20FLOOR,NEW%20YORK,NY)	Graph	2	\$58,000.00	\$56,000.00	\$56,000.00	\$60,000.00

Employer Name/Employer Address	Graph	Count	Mean Wage	Median Wage	Lowest Wage	Highest Wage
1STDIBS.COM, INC., 51 ASTOR PLACE, THIRD FLOOR, NEW YORK, NY (https://www.google.com/maps/place/51%20ASTOR%20PLACE,%20THIRD%20FLOOR,NEW%20YORK,NY)	Graph	4	\$99,375.00	\$92,500.00	\$75,000.00	\$130,000.00
Totals	Graph	11	\$103,136.36	\$92,500.00	\$56,000.00	\$250,000.00

Employer Name/Worksite Address	Graph	Count	Mean Wage	Median Wage	Lowest Wage	Highest Wage
1STDIBS.COM, INC., 51 ASTOR PLACE, THIRD FLOOR, NEW YORK, NY (https://www.google.com/maps/place/51%20%20ASTOR%20PLACE,%20THIRD%20FLOOR,NEW%20YORK,NY)	Graph	1	\$130,000.00	\$130,000.00	\$130,000.00	\$130,000.00
IBM CORPORATION, 51 ASTOR PL, NEW YORK, NY (https://www.google.com/maps/place/51%20ASTOR%20PL,NEW%20YORK,NY)	Graph	1	\$93,000.00	\$93,000.00	\$93,000.00	\$93,000.00
MAIL MEDIA, INC., 51 ASTOR PLACE, 9TH FLOOR, NEW YORK, NY (https://www.google.com/maps/place/51%20ASTOR%20PLACE,%209TH%20FLOOR,NEW%20YORK,NY)	Graph	2	\$58,000.00	\$56,000.00	\$56,000.00	\$60,000.00
1STDIBS.COM, INC., 51 ASTOR PLACE, THIRD FLOOR, NEW YORK, NY (https://www.google.com/maps/place/51%20ASTOR%20PLACE,%20THIRD%20FLOOR,NEW%20YORK,NY)	Graph	3	\$89,166.67	\$92,500.00	\$75,000.00	\$100,000.00
IBM CORPORATION, 51 ASTOR PLACE, NEW YORK, NY (https://www.google.com/maps/place/51%20ASTOR%20PLACE,NEW%20YORK,NY)	Graph	25	\$109,725.18	\$100,000.00	\$54,000.00	\$187,000.00
Totals	Graph	32	\$104,675.92	\$94,266.00	\$54,000.00	\$187,000.00

Latitude: 40.72987 Longitude: -73.992931

Employer Name/Employer Address	Graph	Count	Mean Wage	Median Wage	Lowest Wage	Highest Wage
ARCHITECTURAL PRESERVATION STUDIO PC, 740 BROADWAY SUITE 1001, NEW YORK, NY (https://www.google.com/maps/place/740%20BROADWAY%20SUITE%201001,NEW%20YORK,NY)	Graph	2	\$57,096.00	\$57,096.00	\$57,096.00	\$57,096.00
DIRECT AGENTS, INC, 740 BROADWAY, NEW YORK, NY (https://www.google.com/maps/place/740%20BROADWAY,NEW%20YORK,NY)	Graph	2	\$46,675.00	\$46,675.00	\$46,675.00	\$46,675.00
L2 INC, 740 BROADWAY, NEW YORK, NY (https://www.google.com/maps/place/740%20BROADWAY,NEW%20YORK,NY)	Graph	3	\$75,000.00	\$75,000.00	\$75,000.00	\$75,000.00
L2, INC., 740 BROADWAY, NEW YORK, NY (https://www.google.com/maps/place/740%20BROADWAY,NEW%20YORK,NY)	Graph	9	\$60,430.67	\$55,000.00	\$53,165.00	\$90,000.00
Totals	Graph	16	\$61,026.13	\$55,000.00	\$46,675.00	\$90,000.00

Employer Name/Worksite Address	Graph	Count	Mean Wage	Median Wage	Lowest Wage	Highest Wage
L2, INC., 740 BROADWAY, FLOOR 4, NEW YORK, NY (https://www.google.com/maps/place/740%20BROADWAY,%20FLOOR%204,NEW%20YORK,NY)	Graph	1	\$71,781.00	\$71,781.00	\$71,781.00	\$71,781.00
ARCHITECTURAL PRESERVATION STUDIO PC, 740 BROADWAY SUITE 1001, NEW YORK, NY (https://www.google.com/maps/place/740%20BROADWAY%20SUITE%201001,NEW%20YORK,NY)	Graph	2	\$57,096.00	\$57,096.00	\$57,096.00	\$57,096.00
L2 INC, 740 BROADWAY, NEW YORK, NY (https://www.google.com/maps/place/740%20BROADWAY,NEW%20YORK,NY)	Graph	9	\$63,705.56	\$55,000.00	\$46,675.00	\$90,000.00
Totals	Graph	12	\$63,276.92	\$57,096.00	\$46,675.00	\$90,000.00

Latitude: 40.729907 Longitude: -73.635701

Employer Name/Employer Address	Graph	Count	Mean Wage	Median Wage	Lowest Wage	Highest Wage
MILLIMAN, INC., 1001 FRANKLIN AVENUE, GARDEN CITY, NY (https://www.google.com/maps/place/1001%20FRANKLIN%20AVENUE,GARDEN%20CITY,NY)	Graph	1	\$82,000.00	\$82,000.00	\$82,000.00	\$82,000.00
Totals	Graph	1	\$82,000.00	\$82,000.00	\$82,000.00	\$82,000.00

Employer Name/Worksite Address	Graph	Count	Mean Wage	Median Wage	Lowest Wage	Highest Wage
MILLIMAN, INC., 1001 FRANKLIN AVENUE, GARDEN CITY, NY (https://www.google.com/maps/place/1001%20FRANKLIN%20AVENUE,GARDEN%20CITY,NY)	Graph	1	\$82,000.00	\$82,000.00	\$82,000.00	\$82,000.00

Employer Name/Worksite Address	Graph	Count	Mean Wage	Median Wage	Lowest Wage	Highest Wage
Totals	Graph	1	\$82,000.00	\$82,000.00	\$82,000.00	\$82,000.00

Latitude: 40.729912 Longitude: -73.992223

Employer Name/Worksite Address	Graph	Count	Mean Wage	Median Wage	Lowest Wage	Highest Wage
ORPINE, INC., 10 ASTOR PL 4TH FLOOR, NEW YORK, NY (https://www.google.com/maps/place/10%20ASTOR%20PL%204TH%20FLOOR,NEW%20YORK,NY)	Graph	1	\$64,813.00	\$64,813.00	\$64,813.00	\$64,813.00
CHOICEGEN, LLC, 10 ASTOR PLACE, NEW YORK, NY (https://www.google.com/maps/place/10%20ASTOR%20PLACE,NEW%20YORK,NY)	Graph	4	\$82,532.50	\$82,710.00	\$82,000.00	\$82,710.00
Totals	Graph	5	\$78,988.60	\$82,710.00	\$64,813.00	\$82,710.00

Latitude: 40.729921 Longitude: -73.957848

Employer Name/Employer Address	Graph	Count	Mean Wage	Median Wage	Lowest Wage	Highest Wage
HOME HASLEGRAVE INC., 61 GREENPOINT AVENUE, BROOKLYN, NY (https://www.google.com/maps/place/61%20GREENPOINT%20AVENUE,BROOKLYN,NY)	Graph	1	\$50,000.00	\$50,000.00	\$50,000.00	\$50,000.00
LIVING BREATHING, LLC, 61 GREENPOINT AVE. #635, BROOKLYN, NY (https://www.google.com/maps/place/61%20GREENPOINT%20AVE.%20#635,BROOKLYN,NY)	Graph	1	\$95,000.00	\$95,000.00	\$95,000.00	\$95,000.00
LUNA CREATIVE INC., 61 GREENPOINT AVENUE, BROOKLYN, NY (https://www.google.com/maps/place/61%20GREENPOINT%20AVENUE,BROOKLYN,NY)	Graph	1	\$53,000.00	\$53,000.00	\$53,000.00	\$53,000.00
NOR METALS CORP., 61 GREENPOINT AVENUE, SUITE 101, BROOKLYN, NY (https://www.google.com/maps/place/61%20GREENPOINT%20AVENUE,%20SUITE%20101,BROOKLYN,NY)	Graph	1	\$47,000.00	\$47,000.00	\$47,000.00	\$47,000.00
SPRING CARE, INC., 61 GREENPOINT AVENUE, SUITE 626, BROOKLYN, NY (https://www.google.com/maps/place/61%20GREENPOINT%20AVENUE,%20SUITE%20626,BROOKLYN,NY)	Graph	1	\$55,000.00	\$55,000.00	\$55,000.00	\$55,000.00
Totals	Graph	5	\$60,000.00	\$53,000.00	\$47,000.00	\$95,000.00

Employer Name/Worksite Address	Graph	Count	Mean Wage	Median Wage	Lowest Wage	Highest Wage
HOME HASLEGRAVE INC., 61 GREENPOINT AVENUE, BROOKLYN, NY (https://www.google.com/maps/place/61%20GREENPOINT%20AVENUE,BROOKLYN,NY)	Graph	1	\$50,000.00	\$50,000.00	\$50,000.00	\$50,000.00
LIVING BREATHING, LLC, 61 GREENPOINT AVE. #1, BROOKLYN, NY (https://www.google.com/maps/place/61%20GREENPOINT%20AVE.%20#1,BROOKLYN,NY)	Graph	1	\$95,000.00	\$95,000.00	\$95,000.00	\$95,000.00
NOR METALS CORP., 61 GREENPOINT AVENUE, SUITE 101, BROOKLYN, NY (https://www.google.com/maps/place/61%20GREENPOINT%20AVENUE,%20SUITE%20101,BROOKLYN,NY)	Graph	1	\$47,000.00	\$47,000.00	\$47,000.00	\$47,000.00
SPRING CARE, INC., 61 GREENPOINT AVENUE, SUITE 626, BROOKLYN, NY (https://www.google.com/maps/place/61%20GREENPOINT%20AVENUE,%20SUITE%20626,BROOKLYN,NY)	Graph	1	\$55,000.00	\$55,000.00	\$55,000.00	\$55,000.00
Totals	Graph	4	\$61,750.00	\$50,000.00	\$47,000.00	\$95,000.00

Latitude: 40.729935 Longitude: -73.994187

Employer Name/Worksite Address	Graph	Count	Mean Wage	Median Wage	Lowest Wage	Highest Wage
NEW YORK UNIVERSITY, 285 MERCER STREET, NEW YORK, NY (https://www.google.com/maps/place/285%20MERCER%20STREET,NEW%20YORK,NY)	Graph	1	\$107,190.00	\$107,190.00	\$107,190.00	\$107,190.00
Totals	Graph	1	\$107,190.00	\$107,190.00	\$107,190.00	\$107,190.00

Latitude: 40.729961 Longitude: -74.003405

Employer Name/Employer Address	Graph	Count	Mean Wage	Median Wage	Lowest Wage	Highest Wage
BADA GARDEN LLC, 38 CARMIN STREET, NEW YORK, NY (https://www.google.com/maps/place/38%20CARMIN%20STREET,NEW%20YORK,NY)	Graph	1	\$66,331.20	\$66,331.20	\$66,331.20	\$66,331.20

Employer Name/Employer Address	Graph	Count	Mean Wage	Median Wage	Lowest Wage	Highest Wage
Totals	Graph	1	\$66,331.20	\$66,331.20	\$66,331.20	\$66,331.20

Employer Name/Worksite Address	Graph	Count	Mean Wage	Median Wage	Lowest Wage	Highest Wage
BADA GARDEN LLC, 38 CARMINE STREET, NEW YORK, NY (https://www.google.com/maps/place/38%20CARMINE%20STREET,NEW%20YORK,NY)	Graph	1	\$66,331.20	\$66,331.20	\$66,331.20	\$66,331.20
Totals	Graph	1	\$66,331.20	\$66,331.20	\$66,331.20	\$66,331.20

Latitude: 40.730023 Longitude: -74.008223

Employer Name/Employer Address	Graph	Count	Mean Wage	Median Wage	Lowest Wage	Highest Wage
ABEL CINE TECH, 609 GREENWICH STREET, NEW YORK, NY (https://www.google.com/maps/place/609%20GREENWICH%20STREET,NEW%20YORK,NY)	Graph	1	\$85,000.00	\$85,000.00	\$85,000.00	\$85,000.00
Totals	Graph	1	\$85,000.00	\$85,000.00	\$85,000.00	\$85,000.00

Employer Name/Worksite Address	Graph	Count	Mean Wage	Median Wage	Lowest Wage	Highest Wage
ABEL CINE TECH, 609 GREENWICH STREET, NEW YORK, NY (https://www.google.com/maps/place/609%20GREENWICH%20STREET,NEW%20YORK,NY)	Graph	2	\$63,945.00	\$42,890.00	\$42,890.00	\$85,000.00
TR APPAREL, LLC, 609 GREENWICH STREET, 3RD FLOOR, NEW YORK, NY (https://www.google.com/maps/place/609%20GREENWICH%20STREET,%203RD%20FLOOR,NEW%20YORK,NY)	Graph	2	\$66,125.00	\$65,000.00	\$65,000.00	\$67,250.00
Totals	Graph	4	\$65,035.00	\$65,000.00	\$42,890.00	\$85,000.00

Latitude: 40.730148 Longitude: -73.904115

Employer Name/Employer Address	Graph	Count	Mean Wage	Median Wage	Lowest Wage	Highest Wage
VALENTE YEAST COMPANY, INC., 61-26 MAURICE AVENUE, MASPETH, NY (https://www.google.com/maps/place/61-26%20MAURICE%20AVENUE,MASPETH,NY)	Graph	1	\$54,600.00	\$54,600.00	\$54,600.00	\$54,600.00
Totals	Graph	1	\$54,600.00	\$54,600.00	\$54,600.00	\$54,600.00

Employer Name/Worksite Address	Graph	Count	Mean Wage	Median Wage	Lowest Wage	Highest Wage
VALENTE YEAST COMPANY, INC., 61-26 MAURICE AVENUE, MASPETH, NY (https://www.google.com/maps/place/61-26%20MAURICE%20AVENUE,MASPETH,NY)	Graph	1	\$54,600.00	\$54,600.00	\$54,600.00	\$54,600.00
Totals	Graph	1	\$54,600.00	\$54,600.00	\$54,600.00	\$54,600.00

Latitude: 40.730206 Longitude: -74.007343

Employer Name/Worksite Address	Graph	Count	Mean Wage	Median Wage	Lowest Wage	Highest Wage
CONVERGENT, LLC, 110 LEROY ST 5TH FLOOR, NEW YORK, NY (https://www.google.com/maps/place/110%20LEROY%20ST%205TH%20FLOOR,NEW%20YORK,NY)	Graph	2	\$125,000.00	\$125,000.00	\$125,000.00	\$125,000.00
Totals	Graph	2	\$125,000.00	\$125,000.00	\$125,000.00	\$125,000.00

Latitude: 40.73021 Longitude: -73.922396

Employer Name/Employer Address	Graph	Count	Mean Wage	Median Wage	Lowest Wage	Highest Wage
SECURITECH GROUP, INC., 54-60 46TH STREET, MASPETH, NY (https://www.google.com/maps/place/54-60%2046TH%20STREET,MASPETH,NY)	Graph	1	\$55,640.00	\$55,640.00	\$55,640.00	\$55,640.00

Employer Name/Employer Address	Graph	Count	Mean Wage	Median Wage	Lowest Wage	Highest Wage
Totals	Graph	1	\$55,640.00	\$55,640.00	\$55,640.00	\$55,640.00

Employer Name/Worksite Address	Graph	Count	Mean Wage	Median Wage	Lowest Wage	Highest Wage
SECURITECH GROUP, INC., 54-60 46TH STREET, MASPETH, NY (https://www.google.com/maps/place/54-60%2046TH%20STREET,MA SPETH,NY)	Graph	1	\$55,640.00	\$55,640.00	\$55,640.00	\$55,640.00
Totals	Graph	1	\$55,640.00	\$55,640.00	\$55,640.00	\$55,640.00

Latitude: 40.73027 Longitude: -74.002861

Employer Name/Employer Address	Graph	Count	Mean Wage	Median Wage	Lowest Wage	Highest Wage
SCALA MEDIA INC., 25 CARMINE STREET, NEW YORK, NY (https://www.google.com/maps/place/25%20CARMINE%20STREET,NEW%20YORK,NY)	Graph	1	\$62,400.00	\$62,400.00	\$62,400.00	\$62,400.00
SCATABRINIAN PROJECT FOR EDUCATION AND SERVICE OF IMMIGRANTS, INC., 25-B CARMINE STREET, NEW YORK, NY (https://www.google.com/maps/place/25-B%20CARMINE%20STREET,NEW%20YORK,NY)	Graph	1	\$45,843.20	\$45,843.20	\$45,843.20	\$45,843.20
Totals	Graph	2	\$54,121.60	\$45,843.20	\$45,843.20	\$62,400.00

Employer Name/Worksite Address	Graph	Count	Mean Wage	Median Wage	Lowest Wage	Highest Wage
SCALA MEDIA INC., 25 CARMINE STREET, NEW YORK, NY (https://www.google.com/maps/place/25%20CARMINE%20STREET,NEW%20YORK,NY)	Graph	1	\$62,400.00	\$62,400.00	\$62,400.00	\$62,400.00
SCATABRINIAN PROJECT FOR EDUCATION AND SERVICE OF IMMIGRANTS, INC., 25-B CARMINE STREET, NEW YORK, NY (https://www.google.com/maps/place/25-B%20CARMINE%20STREET,NEW%20YORK,NY)	Graph	1	\$45,843.20	\$45,843.20	\$45,843.20	\$45,843.20
Totals	Graph	2	\$54,121.60	\$45,843.20	\$45,843.20	\$62,400.00

Latitude: 40.7304 Longitude: -73.82627

Employer Name/Worksite Address	Graph	Count	Mean Wage	Median Wage	Lowest Wage	Highest Wage
STREETLIB USA, INC., 65-30 KISSENA BLVD., QUEENS, NY (https://www.google.com/maps/place/65-30%20KISSENA%20BLVD.,QUEENS,NY)	Graph	1	\$71,000.00	\$71,000.00	\$71,000.00	\$71,000.00
NEWTONX, 65-30 KISSENA BOULEVARD, QUEENS, NY (https://www.google.com/maps/place/65-30%20KISSENA%20BOULEVARD,QUEENS,NY)	Graph	2	\$91,150.50	\$72,301.00	\$72,301.00	\$110,000.00
Totals	Graph	3	\$84,433.67	\$72,301.00	\$71,000.00	\$110,000.00

Latitude: 40.730404 Longitude: -73.958963

Employer Name/Employer Address	Graph	Count	Mean Wage	Median Wage	Lowest Wage	Highest Wage
KICKSTARTER PBC, 58 KENT ST, BROOKLYN, NY (https://www.google.com/maps/place/58%20KENT%20ST,BROOKLYN,NY)	Graph	2	\$110,000.00	\$85,000.00	\$85,000.00	\$135,000.00
Totals	Graph	2	\$110,000.00	\$85,000.00	\$85,000.00	\$135,000.00

Employer Name/Worksite Address	Graph	Count	Mean Wage	Median Wage	Lowest Wage	Highest Wage
KICKSTARTER PBC, 58 KENT ST, BROOKLYN, NY (https://www.google.com/maps/place/58%20KENT%20ST,BROOKLYN,NY)	Graph	2	\$110,000.00	\$85,000.00	\$85,000.00	\$135,000.00
Totals	Graph	2	\$110,000.00	\$85,000.00	\$85,000.00	\$135,000.00

Latitude: 40.730464 Longitude: -73.994904

Employer Name/Worksite Address	Graph	Count	Mean Wage	Median Wage	Lowest Wage	Highest Wage
NEW YORK UNIVERSITY, 25 WAVERLY PLACE, NEW YORK, NY (https://www.google.com/maps/place/25%20WAVERLY%20PLACE,NEW%20YORK,NY)	Graph	1	\$99,000.00	\$99,000.00	\$99,000.00	\$99,000.00
Totals	Graph	1	\$99,000.00	\$99,000.00	\$99,000.00	\$99,000.00

Latitude: 40.730486 Longitude: -73.919421

Employer Name/Worksite Address	Graph	Count	Mean Wage	Median Wage	Lowest Wage	Highest Wage
HIGHBURY CONCRETE, INC, 4316 54TH ROAD, MASPETH, NY (https://www.google.com/maps/place/4316%2054TH%20ROAD,MA SPETH,NY)	Graph	1	\$90,000.00	\$90,000.00	\$90,000.00	\$90,000.00
Totals	Graph	1	\$90,000.00	\$90,000.00	\$90,000.00	\$90,000.00

Employer Name/Worksite Address	Graph	Count	Mean Wage	Median Wage	Lowest Wage	Highest Wage
HIGHBURY CONCRETE, INC, 4316 54TH ROAD, MASPETH, NY (https://www.google.com/maps/place/4316%2054TH%20ROAD,MA SPETH,NY)	Graph	1	\$90,000.00	\$90,000.00	\$90,000.00	\$90,000.00
Totals	Graph	1	\$90,000.00	\$90,000.00	\$90,000.00	\$90,000.00

Latitude: 40.730594 Longitude: -74.037736

Employer Name/Worksite Address	Graph	Count	Mean Wage	Median Wage	Lowest Wage
AMDOCS, INC., 530 FIFTH AVENUE, NEW YORK, NY (https://www.google.com/maps/place/530%20FIFTH%20AVENUE,NEW%20YORK,NY)	Graph	1	\$98,537.00	\$98,537.00	\$98,537.00
PERR & KNIGHT, INC., HARBORSIDE FINANCIAL CENTER PLAZA 10, JERSEY CITY, NY (https://www.google.com/maps/place/HARBORSIDE%20FINANCIAL%20CENTER%20PLAZA%2010,JERSEY%20CITY,NY)	Graph	1	\$71,531.20	\$71,531.20	\$71,531.20
Totals	Graph	2	\$85,034.10	\$71,531.20	\$71,531.20

Latitude: 40.730598 Longitude: -74.006862

Employer Name/Worksite Address	Graph	Count	Mean Wage	Median Wage	Lowest Wage	Highest Wage
BARON & BARON, INC., 435 HUDSON STREET, NEW YORK, NY (https://www.google.com/maps/place/435%20HUDSON%20STREET,NEW%20YORK,NY)	Graph	2	\$73,299.00	\$73,299.00	\$73,299.00	\$73,299.00
Totals	Graph	2	\$73,299.00	\$73,299.00	\$73,299.00	\$73,299.00

Employer Name/Worksite Address	Graph	Count	Mean Wage	Median Wage	Lowest Wage	Highest Wage
L'OREAL USA, INC., 435 HUDSON STREET, NEW YORK, NY (https://www.google.com/maps/place/435%20HUDSON%20STREET,NEW%20YORK,NY)	Graph	3	\$69,853.33	\$73,299.00	\$62,962.00	\$73,299.00
Totals	Graph	3	\$69,853.33	\$73,299.00	\$62,962.00	\$73,299.00

Latitude: 40.73062 Longitude: -74.000356

Employer Name/Worksite Address	Graph	Count	Mean Wage	Median Wage	Lowest Wage	Highest Wage
POKEE NY INC, 121 WEST 3RD STREET, NEW YORK, NY (https://www.google.com/maps/place/121%20WEST%203RD%20STREET,NEW%20YORK,NY)	Graph	2	\$47,840.00	\$47,840.00	\$47,840.00	\$47,840.00
Totals	Graph	2	\$47,840.00	\$47,840.00	\$47,840.00	\$47,840.00

Employer Name/Worksite Address	Graph	Count	Mean Wage	Median Wage	Lowest Wage	Highest Wage
--------------------------------	-------	-------	-----------	-------------	-------------	--------------

Employer Name/Worksite Address	Graph	Count	Mean Wage	Median Wage	Lowest Wage	Highest Wage
POKEE NY INC, 121 WEST 3RD STREET, NEW YORK, NY (https://www.google.com/maps/place/121%20WEST%203RD%20STREET,NEW%20YORK,NY)	Graph	2	\$47,840.00	\$47,840.00	\$47,840.00	\$47,840.00
Totals	Graph	2	\$47,840.00	\$47,840.00	\$47,840.00	\$47,840.00

Latitude: 40.730632 Longitude: -73.984821

Employer Name/Worksite Address	Graph	Count	Mean Wage	Median Wage	Lowest Wage	Highest Wage
SALTWATERNYC LLC, 345 E 12TH STREET, NEW YORK, NY (https://www.google.com/maps/place/345%20E%2012TH%20STREET,NEW%20YORK,NY)	Graph	1	\$45,000.00	\$45,000.00	\$45,000.00	\$45,000.00
Totals	Graph	1	\$45,000.00	\$45,000.00	\$45,000.00	\$45,000.00

Latitude: 40.730783 Longitude: -74.034585

Employer Name/Employer Address	Graph	Count	Mean Wage	Median Wage	Lowest Wage	Highest Wage
INSURANCE SERVICES OFFICE, INC., 545 WASHINGTON BLVD., JERSEY CITY, NJ (https://www.google.com/maps/place/545%20WASHINGTON%20BLVD.,JERSEY%20CITY,NJ)	Graph	1	\$85,000.00	\$85,000.00	\$85,000.00	\$85,000.00
KCG AMERICAS LLC, 545 WASHINGTON BOULEVARD, JERSEY CITY, NJ (https://www.google.com/maps/place/545%20WASHINGTON%20BOULEVARD,JERSEY%20CITY,NJ)	Graph	1	\$158,000.00	\$158,000.00	\$158,000.00	\$158,000.00
Totals	Graph	2	\$121,500.00	\$85,000.00	\$85,000.00	\$158,000.00

Employer Name/Worksite Address	Graph	Count	Mean Wage
HSBC BANK USA, N.A., 545 WASHINGTON BLVD., JERSEY CITY, NY (https://www.google.com/maps/place/545%20WASHINGTON%20BLVD.,JERSEY%20CITY,NY)	Graph	1	\$125,000.00
JPMORGAN CHASE & CO., 545 WASHINGTON BLVD, JERSEY CITY, NY (https://www.google.com/maps/place/545%20WASHINGTON%20BLVD.,JERSEY%20CITY,NY)	Graph	1	\$122,500.00
JPMORGAN CHASE & CO., JPMORGAN CHASE & CO., 545 WASHINGTON BOULEVARD, JERSEY CITY, NY (https://www.google.com/maps/place/JPMORGAN%20CHASE%20%26%20CO.,%20545%20WASHINGTON%20BOULEVARD,JERSEY%20CITY,NY)	Graph	1	\$115,000.00
Totals	Graph	3	\$120,833.33

Latitude: 40.730822 Longitude: -73.61587

Employer Name/Employer Address	Graph	Count	Mean Wage	Median Wage	Lowest Wage	Highest Wage
UNITED TELECOM USA, INC., 575 STEWART AVENUE, GARDEN CITY, NY (https://www.google.com/maps/place/575%20STEWART%20AVENUE,GARDEN%20CITY,NY)	Graph	1	\$62,753.60	\$62,753.60	\$62,753.60	\$62,753.60
Totals	Graph	1	\$62,753.60	\$62,753.60	\$62,753.60	\$62,753.60

Employer Name/Worksite Address	Graph	Count	Mean Wage	Median Wage	Lowest Wage	Highest Wage
UNITED TELECOM USA, INC., 575 STEWART AVENUE, GARDEN CITY, NY (https://www.google.com/maps/place/575%20STEWART%20AVENUE,GARDEN%20CITY,NY)	Graph	1	\$62,753.60	\$62,753.60	\$62,753.60	\$62,753.60
Totals	Graph	1	\$62,753.60	\$62,753.60	\$62,753.60	\$62,753.60

Latitude: 40.730831 Longitude: -73.993149

Employer Name/Employer Address	Graph	Count	Mean Wage	Median Wage	Lowest Wage	Highest Wage
OVERT NYC LLC, 60 EAST 8TH STREET, NEW YORK, NY (https://www.google.com/maps/place/60%20EAST%208TH%20STREET,NEW%20YORK,NY)	Graph	1	\$49,920.00	\$49,920.00	\$49,920.00	\$49,920.00
Totals	Graph	1	\$49,920.00	\$49,920.00	\$49,920.00	\$49,920.00

Employer Name/Worksite Address	Graph	Count	Mean Wage	Median Wage	Lowest Wage	Highest Wage
OVERT NYC LLC, 60 EAST 8TH STREET, NEW YORK, NY (https://www.google.com/maps/place/60%20EAST%208TH%20STREET,NEW%20YORK,NY)	Graph	1	\$49,920.00	\$49,920.00	\$49,920.00	\$49,920.00
Totals	Graph	1	\$49,920.00	\$49,920.00	\$49,920.00	\$49,920.00

Latitude: 40.730851 Longitude: -73.989523

Employer Name/Worksite Address	Graph	Count	Mean Wage	Median Wage	Lowest Wage	Highest Wage
KUNI'S CORPORATION, 90 EAST 10TH STREET, NEW YORK, NY (https://www.google.com/maps/place/90%20EAST%2010TH%20STREET,NEW%20YORK,NY)	Graph	2	\$72,300.80	\$72,300.80	\$72,300.80	\$72,300.80
Totals	Graph	2	\$72,300.80	\$72,300.80	\$72,300.80	\$72,300.80

Employer Name/Worksite Address	Graph	Count	Mean Wage	Median Wage	Lowest Wage	Highest Wage
KUNI'S CORPORATION, 90 EAST 10TH STREET, NEW YORK, NY (https://www.google.com/maps/place/90%20EAST%2010TH%20STREET,NEW%20YORK,NY)	Graph	2	\$72,300.80	\$72,300.80	\$72,300.80	\$72,300.80
Totals	Graph	2	\$72,300.80	\$72,300.80	\$72,300.80	\$72,300.80

Latitude: 40.730898 Longitude: -73.989635

Employer Name/Worksite Address	Graph	Count	Mean Wage	Median Wage	Lowest Wage	Highest Wage
FORM ARCHITECTURE INTERIORS & LANDSCAPES, 88 EAST 10TH STREET, NEW YORK, NY (https://www.google.com/maps/place/88%20EAST%2010TH%20STREET,NEW%20YORK,NY)	Graph	1	\$46,000.00	\$46,000.00	\$46,000.00	\$46,000.00
Totals	Graph	1	\$46,000.00	\$46,000.00	\$46,000.00	\$46,000.00

Employer Name/Worksite Address	Graph	Count	Mean Wage	Median Wage	Lowest Wage	Highest Wage
FORM ARCHITECTURE INTERIORS & LANDSCAPES, 88 EAST 10TH STREET, NEW YORK, NY (https://www.google.com/maps/place/88%20EAST%2010TH%20STREET,NEW%20YORK,NY)	Graph	1	\$46,000.00	\$46,000.00	\$46,000.00	\$46,000.00
Totals	Graph	1	\$46,000.00	\$46,000.00	\$46,000.00	\$46,000.00

Latitude: 40.730938 Longitude: -73.61535

Employer Name/Worksite Address	Graph	Count	Mean Wage	Median Wage	Lowest Wage	Highest Wage
KALMUS, SIEGEL, HARRIS & GOLDFARB, CPAS LLP, 585 STEWART AVENUE, GARDEN CITY, NY (https://www.google.com/maps/place/585%20STEWART%20AVENUE,GARDEN%20CITY,NY)	Graph	1	\$56,451.20	\$56,451.20	\$56,451.20	\$56,451.20
Totals	Graph	1	\$56,451.20	\$56,451.20	\$56,451.20	\$56,451.20

Employer Name/Worksite Address	Graph	Count	Mean Wage	Median Wage	Lowest Wage	Highest Wage
KALMUS, SIEGEL, HARRIS & GOLDFARB, CPAS LLP, 585 STEWART AVENUE, GARDEN CITY, NY (https://www.google.com/maps/place/585%20STEWART%20AVENUE,GARDEN%20CITY,NY)	Graph	1	\$56,451.20	\$56,451.20	\$56,451.20	\$56,451.20
Totals	Graph	1	\$56,451.20	\$56,451.20	\$56,451.20	\$56,451.20

Latitude: 40.730987 Longitude: -73.863997

Employer Name/Worksite Address	Graph	Count	Mean Wage	Median Wage	Lowest Wage	Highest Wage
LAUNDRY CAPITAL CO., LLC, 95-25 QUEENS BLVD, REGO PARK, NY (https://www.google.com/maps/place/95-25%20QUEENS%20BLVD,REGO%20PARK,NY)	Graph	2	\$150,000.00	\$150,000.00	\$150,000.00	\$150,000.00

Employer Name/Employer Address	Graph	Count	Mean Wage	Median Wage	Lowest Wage	Highest Wage
NEW YORK STATE CATHOLIC HEALTH PLAN INC, 95-25 QUEENS BLVD, REGO PARK, NY (https://www.google.com/maps/place/95-25%20QUEENS%20BLVD,REGO%20PARK,NY)	Graph	3	\$80,721.33	\$84,800.00	\$72,500.00	\$84,864.00
NEW YORK STATE CATHOLIC HEALTH PLAN, INC., 95-25 QUEENS BOULEVARD, REGO PARK, NY (https://www.google.com/maps/place/95-25%20QUEENS%20BOULEVARD,REGO%20PARK,NY)	Graph	20	\$74,631.35	\$73,990.00	\$59,259.00	\$99,410.00
Totals	Graph	25	\$81,391.64	\$73,990.00	\$59,259.00	\$150,000.00

Employer Name/Worksite Address	Graph	Count	Mean Wage	Median Wage	Lowest Wage	Highest Wage
ERP ANALYSTS, INC., 95-25 QUEENS BOULEVARD, REGO PARK, NY (https://www.google.com/maps/place/95-25%20QUEENS%20BOULEVARD,REGO%20PARK,NY)	Graph	2	\$100,000.00	\$100,000.00	\$100,000.00	\$100,000.00
NEW YORK STATE CATHOLIC HEALTH PLAN INC, 95-25 QUEENS BLVD., REGO PARK, NY (https://www.google.com/maps/place/95-25%20QUEENS%20BLVD.,REGO%20PARK,NY)	Graph	2	\$89,367.00	\$84,864.00	\$84,864.00	\$93,870.00
LAUNDRY CAPITAL CO., LLC, 95-25 QUEENS BLVD, REGO PARK, NY (https://www.google.com/maps/place/95-25%20QUEENS%20BLVD,REGO%20PARK,NY)	Graph	3	\$133,136.67	\$150,000.00	\$99,410.00	\$150,000.00
Totals	Graph	7	\$111,163.43	\$100,000.00	\$84,864.00	\$150,000.00

Latitude: 40.731031 Longitude: -74.006921

Employer Name/Employer Address	Graph	Count	Mean Wage	Median Wage	Lowest Wage	Highest Wage
ALGUS GREENSPON GALLERY LLC, 71 MORTON STREET, NEW YORK, NY (https://www.google.com/maps/place/71%20MORTON%20STREET,NEW%20YORK,NY)	Graph	1	\$41,600.00	\$41,600.00	\$41,600.00	\$41,600.00
Totals	Graph	1	\$41,600.00	\$41,600.00	\$41,600.00	\$41,600.00

Employer Name/Worksite Address	Graph	Count	Mean Wage	Median Wage	Lowest Wage	Highest Wage
ALGUS GREENSPON GALLERY LLC, 71 MORTON STREET, NEW YORK, NY (https://www.google.com/maps/place/71%20MORTON%20STREET,NEW%20YORK,NY)	Graph	1	\$41,600.00	\$41,600.00	\$41,600.00	\$41,600.00
Totals	Graph	1	\$41,600.00	\$41,600.00	\$41,600.00	\$41,600.00

Latitude: 40.731037 Longitude: -73.991943

Employer Name/Employer Address	Graph	Count	Mean Wage	Median Wage	Lowest Wage	Highest Wage
J. CREW GROUP INC., 770 BROADWAY, NEW YORK, NY (https://www.google.com/maps/place/770%20BROADWAY,NEW%20YORK,NY)	Graph	1	\$100,500.00	\$100,500.00	\$100,500.00	\$100,500.00
J. CREW GROUP, INC., 770 BROADWAY, NEW YORK, NY (https://www.google.com/maps/place/770%20BROADWAY,NEW%20YORK,NY)	Graph	24	\$101,645.87	\$110,000.00	\$47,500.00	\$187,000.00
Totals	Graph	25	\$101,600.04	\$110,000.00	\$47,500.00	\$187,000.00

Employer Name/Worksite Address	Graph	Count	Mean Wage	Median Wage	Lowest Wage	Highest Wage
SVAM INTERNATIONAL, INC., 770 BROADWAY, NEW YORK CITY, NY (https://www.google.com/maps/place/770%20BROADWAY,NEW%20YORK%20CITY,NY)	Graph	1	\$75,795.00	\$75,795.00	\$75,795.00	\$75,795.00
AOL INC., 770 BROADWAY, NEW YORK, NY (https://www.google.com/maps/place/770%20BROADWAY,NEW%20YORK,NY)	Graph	335	\$127,106.14	\$130,000.00	\$38,917.00	\$250,000.00
Totals	Graph	336	\$126,953.43	\$130,000.00	\$38,917.00	\$250,000.00

Latitude: 40.73106 Longitude: -74.008625

Employer Name/Worksite Address	Graph	Count	Mean Wage	Median Wage	Lowest Wage	Highest Wage
--------------------------------	-------	-------	-----------	-------------	-------------	--------------

Employer Name/Worksite Address	Graph	Count	Mean Wage	Median Wage	Lowest Wage	Highest Wage
PAYPAL, INC., 96 MORTON STREET, NEW YORK, NY (https://www.google.com/maps/place/96%20MORTON%20STREET,NEW%20YORK,NY)	Graph	1	\$115,000.00	\$115,000.00	\$115,000.00	\$115,000.00
Totals	Graph	1	\$115,000.00	\$115,000.00	\$115,000.00	\$115,000.00

Latitude: 40.731166 Longitude: -74.003878

Employer Name/Worksite Address	Graph	Count	Mean Wage	Median Wage	Lowest Wage	Highest Wage
CR WOOSTER STREET CORP., 16 MORTON ST., NEW YORK, NY (https://www.google.com/maps/place/16%20MORTON%20ST.,NEW%20YORK,NY)	Graph	1	\$42,890.00	\$42,890.00	\$42,890.00	\$42,890.00
Totals	Graph	1	\$42,890.00	\$42,890.00	\$42,890.00	\$42,890.00

Employer Name/Worksite Address	Graph	Count	Mean Wage	Median Wage	Lowest Wage	Highest Wage
CR WOOSTER STREET CORP., 16 MORTON ST., NEW YORK, NY (https://www.google.com/maps/place/16%20MORTON%20ST.,NEW%20YORK,NY)	Graph	1	\$42,890.00	\$42,890.00	\$42,890.00	\$42,890.00
Totals	Graph	1	\$42,890.00	\$42,890.00	\$42,890.00	\$42,890.00

Latitude: 40.731177 Longitude: -74.00846

Employer Name/Worksite Address	Graph	Count	Mean Wage	Median Wage	Lowest Wage	Highest Wage
SAP GLOBAL MARKETING, INC., 95 MORTON STREET, NEW YORK, NY (https://www.google.com/maps/place/95%20MORTON%20STREET,NEW%20YORK,NY)	Graph	1	\$170,513.00	\$170,513.00	\$170,513.00	\$170,513.00
INTEGRAL AD SCIENCE INC., 95 MORTON STREET, NEW YORK CITY, NY (https://www.google.com/maps/place/95%20MORTON%20STREET,NEW%20YORK%20CITY,NY)	Graph	3	\$139,333.33	\$130,000.00	\$113,000.00	\$175,000.00
INTEGRAL AD SCIENCE, INC., 95 MORTON STREET, NEW YORK, NY (https://www.google.com/maps/place/95%20MORTON%20STREET,NEW%20YORK,NY)	Graph	4	\$128,505.00	\$122,520.00	\$96,500.00	\$165,000.00
Totals	Graph	8	\$137,816.63	\$130,000.00	\$96,500.00	\$175,000.00

Employer Name/Worksite Address	Graph	Count	Mean Wage	Median Wage	Lowest Wage	Highest Wage
PAYPAL, INC., 95 MORTON ST., NEW YORK, NY (https://www.google.com/maps/place/95%20MORTON%20ST.,NEW%20YORK,NY)	Graph	1	\$139,750.00	\$139,750.00	\$139,750.00	\$139,750.00
INTEGRAL AD SCIENCE INC., 95 MORTON STREET, NEW YORK CITY, NY (https://www.google.com/maps/place/95%20MORTON%20STREET,NEW%20YORK%20CITY,NY)	Graph	3	\$139,333.33	\$130,000.00	\$113,000.00	\$175,000.00
INTEGRAL AD SCIENCE, INC., 95 MORTON STREET, NEW YORK, NY (https://www.google.com/maps/place/95%20MORTON%20STREET,NEW%20YORK,NY)	Graph	14	\$131,059.00	\$130,000.00	\$96,500.00	\$165,000.00
Totals	Graph	18	\$132,920.89	\$130,000.00	\$96,500.00	\$175,000.00

Latitude: 40.731469 Longitude: -73.924642

Employer Name/Worksite Address	Graph	Count	Mean Wage	Median Wage	Lowest Wage	Highest Wage
EL SOL CONTRACTING /EL SOL LTD. ENT. J.V., 43-06 54TH ROAD, MASPETH, NY (https://www.google.com/maps/place/43-06%2054TH%20ROAD,MA SPETH,NY)	Graph	1	\$62,171.20	\$62,171.20	\$62,171.20	\$62,171.20
Totals	Graph	1	\$62,171.20	\$62,171.20	\$62,171.20	\$62,171.20

Employer Name/Worksite Address	Graph	Count	Mean Wage	Median Wage	Lowest Wage	Highest Wage
EL SOL CONTRACTING /EL SOL LTD. ENT. J.V., 43-06 54TH ROAD, MASPETH, NY (https://www.google.com/maps/place/43-06%2054TH%20ROAD,MA SPETH,NY)	Graph	1	\$62,171.20	\$62,171.20	\$62,171.20	\$62,171.20
Totals	Graph	1	\$62,171.20	\$62,171.20	\$62,171.20	\$62,171.20

Latitude: 40.731548 Longitude: -73.43269

Employer Name/Worksite Address	Graph	Count	Mean Wage	Median Wage	Lowest Wage	Highest Wage
VELOCITY PHARMA LLC, 226 B, SHERWOOD AVE, FARMINGDALE, NY (https://www.google.com/maps/place/226%20B,%20SHERWOOD%20AVE,FARMINGDALE,NY)	Graph	1	\$50,000.00	\$50,000.00	\$50,000.00	\$50,000.00
Totals	Graph	1	\$50,000.00	\$50,000.00	\$50,000.00	\$50,000.00

Latitude: 40.731643 Longitude: -73.921402

Employer Name/Employer Address	Graph	Count	Mean Wage	Median Wage	Lowest Wage	Highest Wage
DREX CORPORATION, 46-11 54TH AVENUE, MASPETH, NY (https://www.google.com/maps/place/46-11%2054TH%20AVENUE,MAASPETH,NY)	Graph	1	\$73,000.00	\$73,000.00	\$73,000.00	\$73,000.00
Totals	Graph	1	\$73,000.00	\$73,000.00	\$73,000.00	\$73,000.00

Employer Name/Worksite Address	Graph	Count	Mean Wage	Median Wage	Lowest Wage	Highest Wage
DREX CORPORATION, 46-11 54TH AVENUE, MASPETH, NY (https://www.google.com/maps/place/46-11%2054TH%20AVENUE,MAASPETH,NY)	Graph	1	\$73,000.00	\$73,000.00	\$73,000.00	\$73,000.00
Totals	Graph	1	\$73,000.00	\$73,000.00	\$73,000.00	\$73,000.00

Latitude: 40.731659 Longitude: -73.6115

Employer Name/Employer Address	Graph	Count	Mean Wage	Median Wage	Lowest Wage	Highest Wage
BPA INTERNATIONAL INC, 900 STEWART AVENUE, GARDEN CITY, NY (https://www.google.com/maps/place/900%20STEWART%20AVENUE,GARDEN%20CITY,NY)	Graph	2	\$37,460.80	\$37,460.80	\$37,460.80	\$37,460.80
BPA INTERNATIONAL INC, 900 STEWART AVE, GARDEN CITY, NY (https://www.google.com/maps/place/900%20STEWART%20AVE,GARDEN%20CITY,NY)	Graph	5	\$37,826.88	\$37,544.00	\$37,460.80	\$38,334.40
Totals	Graph	7	\$37,722.29	\$37,460.80	\$37,460.80	\$38,334.40

Employer Name/Worksite Address	Graph	Count	Mean Wage	Median Wage	Lowest Wage	Highest Wage
SMART WORKS, LLC, 900 STEWART AVENUE, GARDEN CITY, NY (https://www.google.com/maps/place/900%20STEWART%20AVENUE,GARDEN%20CITY,NY)	Graph	9	\$47,294.60	\$37,544.00	\$37,460.80	\$96,782.40
Totals	Graph	9	\$47,294.60	\$37,544.00	\$37,460.80	\$96,782.40

Latitude: 40.731749 Longitude: -73.949463

Employer Name/Employer Address	Graph	Count	Mean Wage	Median Wage	Lowest Wage	Highest Wage
F.M.A INTERNATIONAL LLC, 21 PROVOST STREET, BROOKLYN, NY (https://www.google.com/maps/place/21%20PROVOST%20STREET,BROOKLYN,NY)	Graph	1	\$65,000.00	\$65,000.00	\$65,000.00	\$65,000.00
Totals	Graph	1	\$65,000.00	\$65,000.00	\$65,000.00	\$65,000.00

Employer Name/Worksite Address	Graph	Count	Mean Wage	Median Wage	Lowest Wage	Highest Wage
F.M.A INTERNATIONAL LLC, 21 PROVOST STREET, BROOKLYN, NY (https://www.google.com/maps/place/21%20PROVOST%20STREET,BROOKLYN,NY)	Graph	1	\$65,000.00	\$65,000.00	\$65,000.00	\$65,000.00
Totals	Graph	1	\$65,000.00	\$65,000.00	\$65,000.00	\$65,000.00

Latitude: 40.731829 Longitude: -73.989181

Employer Name/Employer Address	Graph	Count	Mean Wage	Median Wage	Lowest Wage
CAI STUDIO, 40 EAST 1ST STREET, #1B, NEW YORK, NY (https://www.google.com/maps/place/40%20EAST%201ST%20STREET,%20#1B,NEW%20YORK,NY)	Graph	1	\$40,000.00	\$40,000.00	\$40,000.00
COVE CAPITAL LLC, 85 BROAD STREET, NEW YORK, NY (https://www.google.com/maps/place/85%20BROAD%20STREET,NEW%20YORK,NY)	Graph	1	\$120,000.00	\$120,000.00	\$120,000.00
GLOBAL MAXIMUM EDUCATIONAL OPPORTUNITIES, INC. (G-MEO), 260 MADISON AVENUE, NEW YORK, NY (https://www.google.com/maps/place/260%20MADISON%20AVENUE,NEW%20YORK,NY)	Graph	1	\$44,300.00	\$44,300.00	\$44,300.00
N-P-ELLIOTT LLC, 166 2ND AVE, 5A, NEW YORK, NY (https://www.google.com/maps/place/166%202ND%20AVE,%205A,NEW%20YORK,NY)	Graph	1	\$65,000.00	\$65,000.00	\$65,000.00
STUDIO SOFIELD INC., 380 LAFAYETTE STREET, 3RD FL, NEW YORK, NY (https://www.google.com/maps/place/380%20LAFAYETTE%20STREET,%203RD%20FL,NEW%20YORK,NY)	Graph	1	\$78,000.00	\$78,000.00	\$78,000.00
COLUMBIA PARTNERS NEW YORK LLC, 336 EAST 15TH STREET, GROUND FLOOR, NEW YORK, NY (https://www.google.com/maps/place/336%20EAST%2015TH%20STREET,%20GROUND%20FLOOR,NEW%20YORK,NY)	Graph	3	\$57,200.00	\$57,000.00	\$54,600.00
NEW YORK UNIVERSITY, OFFICE OF GLOBAL SERVICES, NEW YORK, NY (https://www.google.com/maps/place/OFFICE%20OF%20GLOBAL%20SERVICES,NEW%20YORK,NY)	Graph	121	\$97,484.23	\$78,000.00	\$42,000.00
Totals	Graph	129	\$95,461.18	\$76,489.00	\$40,000.00

Employer Name/Worksite Address	Graph	Count	Mean Wage
ANIMOTO INC., 440 LAFAYETTE ST., 2ND FL., NEW YORK, NY (https://www.google.com/maps/place/440%20LAFAYETTE%20ST.,%202ND%20FL.,NEW%20YORK,NY)	Graph	1	\$112,000.00
BETH ISRAEL MEDICAL CENTER, FIRST AVENUE AT 16TH STREET, NEW YORK, NY (https://www.google.com/maps/place/FIRST%20AVENUE%20AT%2016TH%20STREET,NEW%20YORK,NY)	Graph	1	\$71,540.00
BOOST MEDIA INTERNATIONAL LLC, 123 3RD AVENUE, NEW YORK, NY (https://www.google.com/maps/place/123%203RD%20AVENUE,NEW%20YORK,NY)	Graph	1	\$175,000.00
CAI STUDIO, 40 EAST 1ST STREET, #1B, NEW YORK, NY (https://www.google.com/maps/place/40%20EAST%201ST%20STREET,%20#1B,NEW%20YORK,NY)	Graph	1	\$40,000.00
COVE CAPITAL LLC, 85 BROAD STREET, NEW YORK, NY (https://www.google.com/maps/place/85%20BROAD%20STREET,NEW%20YORK,NY)	Graph	1	\$120,000.00
CYBAGE SOFTWARE INC, RAKUTEN MARKETING, NEW YORK, NY (https://www.google.com/maps/place/RAKUTEN%20MARKETING,NEW%20YORK,NY)	Graph	1	\$81,730.00
DATAMETRICS SOFTWARE SYSTEMS, INC, JCREW, NEW YORK, NY (https://www.google.com/maps/place/JCREW,NEW%20YORK,NY)	Graph	1	\$65,000.00
ERNST & YOUNG U.S. LLP, 841 BROADWAY AVE 800, NEW YORK, NY (https://www.google.com/maps/place/841%20BROADWAY%20AVE%20%20800,NEW%20YORK,NY)	Graph	1	\$90,000.00
ERNST & YOUNG U.S. LLP, 841 BROADWAY AVENUE 800, NEW YORK, NY (https://www.google.com/maps/place/841%20BROADWAY%20AVENUE%20800,NEW%20YORK,NY)	Graph	1	\$150,000.00
FORCE THERAPEUTICS LLC, 29 E 19TH STREET, NEW YORK, NY (https://www.google.com/maps/place/29%20E%2019TH%20STREET,NEW%20YORK,NY)	Graph	1	\$72,360.00
GLOBAL MAXIMUM EDUCATIONAL OPPORTUNITIES, INC. (G-MEO), 260 MADISON AVENUE, NEW YORK, NY (https://www.google.com/maps/place/260%20MADISON%20AVENUE,NEW%20YORK,NY)	Graph	1	\$44,300.00
ICAHN SCHOOL OF MEDICINE AT MOUNT SINAI, 1ST AVENUE AT 16TH STREET, NEW YORK, NY (https://www.google.com/maps/place/1ST%20AVENUE%20AT%2016TH%20STREET,NEW%20YORK,NY)	Graph	1	\$75,000.00
ICAHN SCHOOL OF MEDICINE AT MOUNT SINAI, 770 LEXINGTON AVE, NEW YORK, NY (https://www.google.com/maps/place/770%20LEXINGTON%20AVE,NEW%20YORK,NY)	Graph	1	\$106,100.00
ISITE TECHNOLOGIES INC, CON EDISON,, NEW YORK, NY (https://www.google.com/maps/place/CON%20EDISON,,NEW%20YORK,NY)	Graph	1	\$70,220.00
IT DIVISION INC, JCREW, NEW YORK,, NY (https://www.google.com/maps/place/JCREW,NEW%20YORK,,NY)	Graph	1	\$70,000.00
IT DIVISION, INC., J. CREW, NEW YORK CITY, NY (https://www.google.com/maps/place/J.%20CREW,NEW%20YORK%20CITY,NY)	Graph	1	\$70,000.00
ITC INFOTECH (USA), INC., J. CREW, NEW YORK, NY (https://www.google.com/maps/place/J.%20CREW,NEW%20YORK,NY)	Graph	1	\$75,870.00
MARILYN MODEL MANAGEMENT, INC., 32 UNION SQUARE EAST, NEW YORK, NY (https://www.google.com/maps/place/32%20UNION%20SQUARE%20EAST,NEW%20YORK,NY)	Graph	1	\$208,000.00
MARLABS, INC., 5 PENN PLAZA, NEW YORK, NY (https://www.google.com/maps/place/5%20PENN%20PLAZA,NEW%20YORK,NY)	Graph	1	\$75,800.00
MERCURY SYSTEMS, INC, NEW YORK UNIVERSITY (NYU), NEW YORK, NY (https://www.google.com/maps/place/NEW%20YORK%20UNIVERSITY%20(NYU),NEW%20YORK,NY)	Graph	1	\$65,520.00
MONETAGO INC., 900 BROADWAY, NEW YORK, NY (https://www.google.com/maps/place/900%20BROADWAY,NEW%20YORK,NY)	Graph	1	\$120,000.00
MOUNT SINAI BETH ISRAEL (A.K.A. BETH ISRAEL MEDICAL CENTER), EAST 16TH STREET AND 1ST AVENUE, NEW YORK, NY (https://www.google.com/maps/place/EAST%2016TH%20STREET%20AND%201ST%20AVENUE,NEW%20YORK,NY)	Graph	1	\$58,000.00

Employer Name/Worksite Address	Graph	Count	Mea Wag
NEW YORK UNIVERSITY SCHOOL OF MEDICINE, 306 EAST 15TH STREET, NEW YORK, NY (https://www.google.com/maps/place/306%20EAST%2015TH%20STREET,NEW%20YORK,NY)	Graph	1	\$56,04
NEW YORK UNIVERSITY, ARTS & SCIENCE, LIBERAL STUDIES, NEW YORK, NY (https://www.google.com/maps/place/ARTS%20%26%20SCIENCE,%20LIBERAL%20STUDIES,NEW%20YORK,NY)	Graph	1	\$76,75
NEW YORK UNIVERSITY, CENTER FOR EUROPEAN & MEDITERRANEAN STUDIES, NEW YORK, NY (https://www.google.com/maps/place/CENTER%20FOR%20EUROPEAN%20%26%20MEDITERRANEAN%20STUDIES,NEW%20YORK,NY)	Graph	1	\$105,00
NEW YORK UNIVERSITY, ECONOMICS DEPT., NEW YORK, NY (https://www.google.com/maps/place/ECONOMICS%20DEPT.,NEW%20YORK,NY)	Graph	1	\$155,00
NEW YORK UNIVERSITY, FRENCH DEPARTMENT, NEW YORK, NY (https://www.google.com/maps/place/FRENCH%20DEPARTMENT,NEW%20YORK,NY)	Graph	1	\$57,36
NEW YORK UNIVERSITY, NYU AFRICA HOUSE, NEW YORK, NY (https://www.google.com/maps/place/NYU%20AFRICA%20HOUSE,NEW%20YORK,NY)	Graph	1	\$55,35
NEW YORK UNIVERSITY, NYU CENTER FOR GENOMICS AND SYSTEMS BIOLOGY, NEW YORK, NY (https://www.google.com/maps/place/NYU%20CENTER%20FOR%20GENOMICS%20AND%20SYSTEMS%20BIOLOGY,NEW%20YORK,NY)	Graph	1	\$106,00
NEW YORK UNIVERSITY, NYU CENTER ON INTERNATIONAL COOPERATION, NEW YORK, NY (https://www.google.com/maps/place/NYU%20CENTER%20ON%20INTERNATIONAL%20COOPERATION,NEW%20YORK,NY)	Graph	1	\$57,03
NEW YORK UNIVERSITY, NYU COLLEGE OF DENTISTRY, NEW YORK, NY (https://www.google.com/maps/place/NYU%20COLLEGE%20OF%20DENTISTRY,NEW%20YORK,NY)	Graph	1	\$47,47
NEW YORK UNIVERSITY, NYU DEPARTMENT OF LINGUISTICS, NEW YORK, NY (https://www.google.com/maps/place/NYU%20DEPARTMENT%20OF%20LINGUISTICS,NEW%20YORK,NY)	Graph	1	\$75,00
NEW YORK UNIVERSITY, NYU DEPARTMENT OF RUSSIAN & SLAVIC STUDIES, NEW YORK, NY (https://www.google.com/maps/place/NYU%20DEPARTMENT%20OF%20RUSSIAN%20%26%20SLAVIC%20STUDIES,NEW%20YORK,NY)	Graph	1	\$168,00
NEW YORK UNIVERSITY, NYU DEPARTMENT OF SOCIAL AND CULTURAL ANALYSIS, NEW YORK, NY (https://www.google.com/maps/place/NYU%20DEPARTMENT%20OF%20SOCIAL%20AND%20CULTURAL%20ANALYSIS,NEW%20YORK,NY)	Graph	1	\$60,00
NEW YORK UNIVERSITY, NYU DEPARTMENT OF SPANISH AND PORTUGUESE, NEW YORK, NY (https://www.google.com/maps/place/NYU%20DEPARTMENT%20OF%20SPANISH%20AND%20PORTUGUESE,NEW%20YORK,NY)	Graph	1	\$60,00
NEW YORK UNIVERSITY, NYU DEPARTMENTS OF PHYSICS AND CHEMISTRY, NEW YORK, NY (https://www.google.com/maps/place/NYU%20DEPARTMENTS%20OF%20PHYSICS%20AND%20CHEMISTRY,NEW%20YORK,NY)	Graph	1	\$52,53
NEW YORK UNIVERSITY, NYU SILVER SCHOOL OF SOCIAL WORK (MCSILVER), NEW YORK, NY (https://www.google.com/maps/place/NYU%20SILVER%20SCHOOL%20OF%20SOCIAL%20WORK%20(MCSILVER),NEW%20YORK,NY)	Graph	1	\$68,00
NEW YORK UNIVERSITY, NYU SILVER SCHOOL OF SOCIAL WORK, NEW YORK, NY (https://www.google.com/maps/place/NYU%20SILVER%20SCHOOL%20OF%20SOCIAL%20WORK,NEW%20YORK,NY)	Graph	1	\$42,00
NEW YORK UNIVERSITY, NYU STEINHARDT - MEDIA, CULTURE & COMM, NEW YORK, NY (https://www.google.com/maps/place/NYU%20STEINHARDT%20-%20MEDIA,%20CULTURE%20%26%20COMM,NEW%20YORK,NY)	Graph	1	\$65,00
NEW YORK UNIVERSITY, NYU STEINHARDT SCHOOL, APPLIED PSYCHOLOGY, NEW YORK, NY (https://www.google.com/maps/place/NYU%20STEINHARDT%20SCHOOL,%20APPLIED%20PSYCHOLOGY,NEW%20YORK,NY)	Graph	1	\$47,47
NEW YORK UNIVERSITY, NYU STEINHARDT SCHOOL, TEACHING & LEARNING, NEW YORK, NY (https://www.google.com/maps/place/NYU%20STEINHARDT%20SCHOOL,%20TEACHING%20%26%20LEARNING,NEW%20YORK,NY)	Graph	1	\$80,00
NEW YORK UNIVERSITY, NYU STEINHARDT, INST. OF HUMAN DEV & SOCIAL CHANGE, NEW YORK, NY (https://www.google.com/maps/place/NYU%20STEINHARDT,%20INST.%20OF%20HUMAN%20DEV%20%26%20SOCIAL%20CHANGE,NEW%20YORK,NY)	Graph	1	\$78,00
NEW YORK UNIVERSITY, NYU STERN SCHOOL OF BUSINESS, NEW YORK, NY (https://www.google.com/maps/place/NYU%20STERN%20SCHOOL%20OF%20BUSINESS,NEW%20YORK,NY)	Graph	1	\$131,70
NEW YORK UNIVERSITY, STEINHARDT SCHOOL OF CULT, ED, & HUM DEVEL., NEW YORK, NY (https://www.google.com/maps/place/STEINHARDT%20SCHOOL%20OF%20CULT,%20ED,%20%26%20HUM%20DEVEL.,NEW%20YORK,NY)	Graph	1	\$84,00
NEW YORK UNIVERSITY, STEINHARDT SCHOOL OF CULT, EDUC, & HUMAN DEVELOPMT, NEW YORK, NY (https://www.google.com/maps/place/STEINHARDT%20SCHOOL%20OF%20CULT,%20EDUC,%20%26%20HUMAN%20DEVELOPMT,NEW%20YORK,NY)	Graph	1	\$93,00
NEW YORK UNIVERSITY, TISCH SCHOOL OF THE ARTS, CINEMA STUDIES, NEW YORK, NY (https://www.google.com/maps/place/TISCH%20SCHOOL%20OF%20THE%20ARTS,%20CINEMA%20STUDIES,NEW%20YORK,NY)	Graph	1	\$85,00
PARTS AND LABOR DESIGN 2009 CORP, 5 EAST 19TH ST, NEW YORK, NY (https://www.google.com/maps/place/5%20EAST%2019TH%20ST,NEW%20YORK,NY)	Graph	1	\$72,00
PARTS AND LABOR DESIGN 2009 CORP, 5 EAST 19TH STREET, NEW YORK, NY (https://www.google.com/maps/place/5%20EAST%2019TH%20STREET,NEW%20YORK,NY)	Graph	1	\$72,00
POSITIVE GROUP, LLC., CONSOLIDATED EDISON OF NEW YORK, NEW YORK, NY (https://www.google.com/maps/place/CONSOLIDATED%20EDISON%20OF%20NEW%20YORK,NEW%20YORK,NY)	Graph	1	\$71,00
PROWORQS INC., CONSOLIDATED EDISON COMPANY OF NEW YORK, INC., NEW YORK, NY (https://www.google.com/maps/place/CONSOLIDATED%20EDISON%20COMPANY%20OF%20NEW%20YORK,%20INC.,NEW%20YORK,NY)	Graph	1	\$96,00
PROXIMITY INSIGHT, 817 BROADWAY FL 4, NEW YORK, NY (https://www.google.com/maps/place/817%20BROADWAY%20FL%204,NEW%20YORK,NY)	Graph	1	\$125,00
RAYONSOFT TECHNOLOGIES INC., CON EDISON, NEW YORK, NY (https://www.google.com/maps/place/CON%20EDISON,NEW%20YORK,NY)	Graph	1	\$95,00

Employer Name/Worksite Address	Graph	Count	Mea Wag
ROCKY MOUNTAIN INSTIUTE, INC., 29 EAST 19TH STREET LEVEL 4, NEW YORK, NY (https://www.google.com/maps/place/29%20EAST%2019TH%20STREET%20LEVEL%204,NEW%20YORK,NY)	Graph	1	\$55,00
S PLUS, INC., 30 COOPER SQUARE, NEW YORK, NY (https://www.google.com/maps/place/30%20COOPER%20SQUARE,NEW%20YORK,NY)	Graph	1	\$40,00
SHARECARE, INC., 41 EAST 11TH STREET, OFFICE 74, NEW YORK, NY (https://www.google.com/maps/place/41%20EAST%2011TH%20STREET,%20OFFICE%2074,NEW%20YORK,NY)	Graph	1	\$52,00
SOUL ASSEMBLY LLC, 208 E6TH STREET, NEW YORK, NY (https://www.google.com/maps/place/208%20E6TH%20STREET,NEW%20YORK,NY)	Graph	1	\$49,69
STUDIO SOFIELD INC., 380 LAFAYETTE STREET, 3RD FL, NEW YORK, NY (https://www.google.com/maps/place/380%20LAFAYETTE%20STREET,%203RD%20FL,NEW%20YORK,NY)	Graph	1	\$78,00
THE GAP, INC., 55 THOMAS STREET, NEW YORK, NY (https://www.google.com/maps/place/55%20THOMAS%20STREET,NEW%20YORK,NY)	Graph	1	\$50,66
THE NEW SCHOOL, NEW SCHOOL OF SOCIAL RESEARCH (PSYCHOLOGY), NEW YORK, NY (https://www.google.com/maps/place/NEW%20SCHOOL%20OF%20SOCIAL%20RESEARCH%20(PSYCHOLOGY),NEW%20YORK,NY)	Graph	1	\$45,00
THE NEW SCHOOL, NSSR (POLITICS), NEW YORK, NY (https://www.google.com/maps/place/NSSR%20(POLITICS),NEW%20YORK,NY)	Graph	1	\$125,00
W2O GROUP, 199 WATER STREET, NEW YORK, NY (https://www.google.com/maps/place/199%20WATER%20STREET,NEW%20YORK,NY)	Graph	1	\$54,08
ANIMOTO INC., 440 LAFAYETTE ST., FL. 2, NEW YORK, NY (https://www.google.com/maps/place/440%20LAFAYETTE%20ST.,%20FL.%202,NEW%20YORK,NY)	Graph	2	\$111,62
AOL INC., 770 BROADWAY, NEW YORK, NY (https://www.google.com/maps/place/770%20BROADWAY,NEW%20YORK,NY)	Graph	2	\$196,74
FIRST TEK, INC., 4,IRVING PLACE, NEW YORK, NY (https://www.google.com/maps/place/4,IRVING%20PLACE,NEW%20YORK,NY)	Graph	2	\$67,89
MOUNT SINAI BETH ISRAEL (A.K.A. BETH ISRAEL MEDICAL CENTER), 1ST AVENUE AT EAST 16TH STREET, NEW YORK, NY (https://www.google.com/maps/place/1ST%20AVENUE%20AT%20EAST%2016TH%20STREET,NEW%20YORK,NY)	Graph	2	\$69,69
NEW YORK UNIVERSITY, COLLEGE OF GLOBAL PUBLIC HEALTH, NEW YORK, NY (https://www.google.com/maps/place/COLLEGE%20OF%20GLOBAL%20PUBLIC%20HEALTH,NEW%20YORK,NY)	Graph	2	\$135,00
NEW YORK UNIVERSITY, EAST ASIAN STUDIES, NEW YORK, NY (https://www.google.com/maps/place/EAST%20ASIAN%20STUDIES,NEW%20YORK,NY)	Graph	2	\$52,82
NEW YORK UNIVERSITY, NYU DEPARTMENT OF ART HISTORY, NEW YORK, NY (https://www.google.com/maps/place/NYU%20DEPARTMENT%20OF%20ART%20HISTORY,NEW%20YORK,NY)	Graph	2	\$272,48
NEW YORK UNIVERSITY, NYU DEPARTMENT OF FRENCH, NEW YORK, NY (https://www.google.com/maps/place/NYU%20DEPARTMENT%20OF%20FRENCH,NEW%20YORK,NY)	Graph	2	\$700,03
NEW YORK UNIVERSITY, NYU GLOBAL INSTITUTE OF PUBLIC HEALTH, NEW YORK, NY (https://www.google.com/maps/place/NYU%20GLOBAL%20INSTITUTE%20OF%20PUBLIC%20HEALTH,NEW%20YORK,NY)	Graph	2	\$70,00
RAMPS INTERNATIONAL, INC, J CREW, NEW YORK, NY (https://www.google.com/maps/place/J%20CREW,NEW%20YORK,NY)	Graph	2	\$90,00
TEACHER SYNERGY LLC, 111 EAST 18TH STREET, NEW YORK, NY (https://www.google.com/maps/place/111%20EAST%2018TH%20STREET,NEW%20YORK,NY)	Graph	2	\$119,00
THE DINEX GROUP, LLC, DBGB NY: 299 BOWERY, NEW YORK, NY (https://www.google.com/maps/place/DBGB%20NY:%20299%20BOWERY,NEW%20YORK,NY)	Graph	2	\$65,52
PRODJECT LLC, 21 EAST 4TH STREET, SUITE 601, NEW YORK, NY (https://www.google.com/maps/place/21%20EAST%204TH%20STREET,%20SUITE%20601,NEW%20YORK,NY)	Graph	3	\$79,66
STV INCORPORATED, STV INC., NEW YORK, NY (https://www.google.com/maps/place/STV%20INC.,NEW%20YORK,NY)	Graph	3	\$61,69
NEW YORK UNIVERSITY, CENTER FOR NEURAL SCIENCE, NEW YORK, NY (https://www.google.com/maps/place/CENTER%20FOR%20NEURAL%20SCIENCE,NEW%20YORK,NY)	Graph	4	\$64,86
NEW YORK UNIVERSITY, NYU DEPARTMENT OF PHYSICS, NEW YORK, NY (https://www.google.com/maps/place/NYU%20DEPARTMENT%20OF%20PHYSICS,NEW%20YORK,NY)	Graph	4	\$64,87
NEW YORK UNIVERSITY, NYU DEPARTMENT OF CHEMISTRY, NEW YORK, NY (https://www.google.com/maps/place/NYU%20DEPARTMENT%20OF%20CHEMISTRY,NEW%20YORK,NY)	Graph	5	\$120,70
NEW YORK UNIVERSITY, NYU DEPARTMENT OF BIOLOGY, NEW YORK, NY (https://www.google.com/maps/place/NYU%20DEPARTMENT%20OF%20BIOLOGY,NEW%20YORK,NY)	Graph	7	\$61,91
STV INCORPORATED, STV INCORPORATED, NEW YORK, NY (https://www.google.com/maps/place/STV%20INCORPORATED,NEW%20YORK,NY)	Graph	8	\$72,61
Totals	Graph	119	\$96,34

Latitude: 40.731845 Longitude: -73.999701

Employer Name/Employer Address	Graph	Count	Mean Wage	Median Wage	Lowest Wage	Highest Wage
--------------------------------	-------	-------	-----------	-------------	-------------	--------------

Employer Name/Employer Address	Graph	Count	Mean Wage	Median Wage	Lowest Wage	Highest Wage
WASHINGTON PLACE LLC, 75 WASHINGTON PLACE, NEW YORK, NY (https://www.google.com/maps/place/75%20WASHINGTON%20PLACE,NEW%20YORK,NY)	Graph	1	\$42,900.00	\$42,900.00	\$42,900.00	\$42,900.00
Totals	Graph	1	\$42,900.00	\$42,900.00	\$42,900.00	\$42,900.00

Employer Name/Worksite Address	Graph	Count	Mean Wage	Median Wage	Lowest Wage	Highest Wage
WASHINGTON PLACE LLC, 75 WASHINGTON PLACE, NEW YORK, NY (https://www.google.com/maps/place/75%20WASHINGTON%20PLACE,NEW%20YORK,NY)	Graph	1	\$42,900.00	\$42,900.00	\$42,900.00	\$42,900.00
Totals	Graph	1	\$42,900.00	\$42,900.00	\$42,900.00	\$42,900.00

Latitude: 40.731911 Longitude: -73.610354

Employer Name/Employer Address	Graph	Count	Mean Wage	Median Wage	Lowest Wage	Highest Wage
TINICUM ENTERPRISES, INC., 990 STEWART AVENUE, GARDEN CITY, NY (https://www.google.com/maps/place/990%20STEWART%20AVENUE,GARDEN%20CITY,NY)	Graph	1	\$61,250.00	\$61,250.00	\$61,250.00	\$61,250.00
Totals	Graph	1	\$61,250.00	\$61,250.00	\$61,250.00	\$61,250.00

Employer Name/Worksite Address	Graph	Count	Mean Wage	Median Wage	Lowest Wage	Highest Wage
TINICUM ENTERPRISES, INC., 990 STEWART AVENUE, NEW YORK, NY (https://www.google.com/maps/place/990%20STEWART%20AVENUE,NEW%20YORK,NY)	Graph	1	\$61,250.00	\$61,250.00	\$61,250.00	\$61,250.00
Totals	Graph	1	\$61,250.00	\$61,250.00	\$61,250.00	\$61,250.00

Latitude: 40.731914 Longitude: -73.993996

Employer Name/Worksite Address	Graph	Count	Mean Wage	Median Wage	Lowest Wage	Highest Wage
SCHOOL OF IMAGES, INC, 73 FIFTH AVENUE 8B, NEW YORK, NY (https://www.google.com/maps/place/73%20FIFTH%20AVENUE%208B,NEW%20YORK,NY)	Graph	1	\$72,800.00	\$72,800.00	\$72,800.00	\$72,800.00
Totals	Graph	1	\$72,800.00	\$72,800.00	\$72,800.00	\$72,800.00

Latitude: 40.731924 Longitude: -73.994593

Employer Name/Worksite Address	Graph	Count	Mean Wage	Median Wage	Lowest Wage	Highest Wage
NEW YORK UNIVERSITY, 13-19 UNIVERSITY PLACE, NEW YORK, NY (https://www.google.com/maps/place/13-19%20UNIVERSITY%20PLACE,NEW%20YORK,NY)	Graph	1	\$190,000.00	\$190,000.00	\$190,000.00	\$190,000.00
Totals	Graph	1	\$190,000.00	\$190,000.00	\$190,000.00	\$190,000.00

Latitude: 40.731927 Longitude: -74.000874

Employer Name/Worksite Address	Graph	Count	Mean Wage	Median Wage	Lowest Wage	Highest Wage
VALUELABS, INC, 349 6TH AVE, NEW YORK, NY (https://www.google.com/maps/place/349%206TH%20AVE,NEW%20YORK,NY)	Graph	3	\$90,000.00	\$90,000.00	\$90,000.00	\$90,000.00
Totals	Graph	3	\$90,000.00	\$90,000.00	\$90,000.00	\$90,000.00

Latitude: 40.73196 Longitude: -73.819751

Employer Name/Employer Address	Graph	Count	Mean Wage	Median Wage	Lowest Wage	Highest Wage
--------------------------------	-------	-------	-----------	-------------	-------------	--------------

Employer Name/Employer Address	Graph	Count	Mean Wage	Median Wage	Lowest Wage	Highest Wage
ICELL GURU INC., 14020 69TH ROAD, FLUSHING, NY (https://www.google.com/maps/place/14020%2069TH%20ROAD,FLUSHING,NY)	Graph	1	\$70,220.80	\$70,220.80	\$70,220.80	\$70,220.80
Totals	Graph	1	\$70,220.80	\$70,220.80	\$70,220.80	\$70,220.80

Employer Name/Worksite Address	Graph	Count	Mean Wage	Median Wage	Lowest Wage	Highest Wage
ICELL GURU INC., 14020 69TH ROAD, FLUSHING, NY (https://www.google.com/maps/place/14020%2069TH%20ROAD,FLUSHING,NY)	Graph	1	\$70,220.80	\$70,220.80	\$70,220.80	\$70,220.80
Totals	Graph	1	\$70,220.80	\$70,220.80	\$70,220.80	\$70,220.80

Latitude: 40.731967 Longitude: -73.610101

Employer Name/Employer Address	Graph	Count	Mean Wage	Median Wage	Lowest Wage	Highest Wage
LIFETIME BRANDS, INC., 1000 STEWART AVENUE, GARDEN CITY, NY (https://www.google.com/maps/place/1000%20STEWART%20AVENUE,GARDEN%20CITY,NY)	Graph	2	\$62,000.00	\$62,000.00	\$62,000.00	\$62,000.00
Totals	Graph	2	\$62,000.00	\$62,000.00	\$62,000.00	\$62,000.00

Employer Name/Worksite Address	Graph	Count	Mean Wage	Median Wage	Lowest Wage	Highest Wage
LIFETIME BRANDS, INC., 1000 STEWART AVENUE, GARDEN CITY, NY (https://www.google.com/maps/place/1000%20STEWART%20AVENUE,GARDEN%20CITY,NY)	Graph	2	\$62,000.00	\$62,000.00	\$62,000.00	\$62,000.00
Totals	Graph	2	\$62,000.00	\$62,000.00	\$62,000.00	\$62,000.00

Latitude: 40.731984 Longitude: -73.988028

Employer Name/Employer Address	Graph	Count	Mean Wage	Median Wage	Lowest Wage	Highest Wage
BLACK RAINBOW LLC, 201 E 12TH ST, NEW YORK, NY (https://www.google.com/maps/place/201%20E%2012TH%20ST,NEW%20YORK,NY)	Graph	2	\$93,600.00	\$93,600.00	\$93,600.00	\$93,600.00
Totals	Graph	2	\$93,600.00	\$93,600.00	\$93,600.00	\$93,600.00

Employer Name/Worksite Address	Graph	Count	Mean Wage	Median Wage	Lowest Wage	Highest Wage
BLACK RAINBOW LLC, 201 E 12TH ST, NEW YORK, NY (https://www.google.com/maps/place/201%20E%2012TH%20ST,NEW%20YORK,NY)	Graph	2	\$93,600.00	\$93,600.00	\$93,600.00	\$93,600.00
Totals	Graph	2	\$93,600.00	\$93,600.00	\$93,600.00	\$93,600.00

Latitude: 40.732138 Longitude: -73.98461

Employer Name/Worksite Address	Graph	Count	Mean Wage	Median Wage	Lowest Wage	Highest Wage
NEW YORK EYE AND EAR INFIRMARY OF MOUNT SINAI (NYEE), 310 EAST 14TH STREET, NEW YORK, NY (https://www.google.com/maps/place/310%20EAST%2014TH%20STREET,NEW%20YORK,NY)	Graph	1	\$75,000.00	\$75,000.00	\$75,000.00	\$75,000.00
Totals	Graph	1	\$75,000.00	\$75,000.00	\$75,000.00	\$75,000.00

Latitude: 40.732156 Longitude: -73.856942

Employer Name/Employer Address	Graph	Count	Mean Wage	Median Wage	Lowest Wage	Highest Wage
CITIMEDICAL - I, PLLC, 63-36 99TH STREET, 1ST FLOOR, REGO PARK, NY (https://www.google.com/maps/place/63-36%2099TH%20STREET,%201ST%20FLOOR,REGO%20PARK,NY)	Graph	2	\$65,748.80	\$65,748.80	\$65,748.80	\$65,748.80

Employer Name/Employer Address	Graph	Count	Mean Wage	Median Wage	Lowest Wage	Highest Wage
Totals	Graph	2	\$65,748.80	\$65,748.80	\$65,748.80	\$65,748.80

Employer Name/Worksite Address	Graph	Count	Mean Wage	Median Wage	Lowest Wage	Highest Wage
CITIMEDICAL I, PLLC, 63-36 99 STREET, REGO PARK, NY (https://www.google.com/maps/place/63-36%2099%20STREET,REGO%20PARK,NY)	Graph	1	\$58,000.00	\$58,000.00	\$58,000.00	\$58,000.00
Totals	Graph	1	\$58,000.00	\$58,000.00	\$58,000.00	\$58,000.00

Latitude: 40.732165 Longitude: -74.001613

Employer Name/Employer Address	Graph	Count	Mean Wage	Median Wage	Lowest Wage	Highest Wage
SPIEGELWORLD MANAGEMENT LLC, 174 WEST 4TH STREET, NEW YORK, NY (https://www.google.com/maps/place/174%20WEST%204TH%20STREET,NEW%20YORK,NY)	Graph	1	\$850,000.00	\$850,000.00	\$850,000.00	\$850,000.00
Totals	Graph	1	\$850,000.00	\$850,000.00	\$850,000.00	\$850,000.00

Employer Name/Worksite Address	Graph	Count	Mean Wage	Median Wage	Lowest Wage	Highest Wage
SPIEGELWORLD MANAGEMENT LLC, 174 WEST 4TH STREET,, NEW YORK, NY (https://www.google.com/maps/place/174%20WEST%204TH%20STREET,,NEW%20YORK,NY)	Graph	1	\$850,000.00	\$850,000.00	\$850,000.00	\$850,000.00
Totals	Graph	1	\$850,000.00	\$850,000.00	\$850,000.00	\$850,000.00

Latitude: 40.732199 Longitude: -73.921513

Employer Name/Employer Address	Graph	Count	Mean Wage	Median Wage	Lowest Wage	Highest Wage
HIGHBURY CONCRETE, INC., 53-19 46TH STREET, MASPETH, NY (https://www.google.com/maps/place/53-19%2046TH%20STREET,MA SPETH,NY)	Graph	3	\$68,133.33	\$62,400.00	\$52,000.00	\$90,000.00
Totals	Graph	3	\$68,133.33	\$62,400.00	\$52,000.00	\$90,000.00

Employer Name/Worksite Address	Graph	Count	Mean Wage	Median Wage	Lowest Wage	Highest Wage
HIGHBURY CONCRETE, INC., 53-19 46TH STREET, MASPETH, NY (https://www.google.com/maps/place/53-19%2046TH%20STREET,MA SPETH,NY)	Graph	3	\$68,133.33	\$62,400.00	\$52,000.00	\$90,000.00
Totals	Graph	3	\$68,133.33	\$62,400.00	\$52,000.00	\$90,000.00

Latitude: 40.732263 Longitude: -73.986945

Employer Name/Employer Address	Graph	Count	Mean Wage	Median Wage	Lowest Wage	Highest Wage
CASPER SLEEP INC., 230 PARK AVENUE SOUTH, FL 13, NEW YORK, NY (https://www.google.com/maps/place/230%20PARK%20AVENUE%20SOUTH,%20FL%2013,NEW%20YORK,NY)	Graph	2	\$102,500.00	\$65,000.00	\$65,000.00	\$140,000.00
Totals	Graph	2	\$102,500.00	\$65,000.00	\$65,000.00	\$140,000.00

Employer Name/Worksite Address	Graph	Count	Mean Wage	Median Wage	Lowest Wage	Highest Wage
CASPER SLEEP INC., 230 PARK AVENUE SOUTH, FL 13, NEW YORK, NY (https://www.google.com/maps/place/230%20PARK%20AVENUE%20SOUTH,%20FL%2013,NEW%20YORK,NY)	Graph	2	\$102,500.00	\$65,000.00	\$65,000.00	\$140,000.00
Totals	Graph	2	\$102,500.00	\$65,000.00	\$65,000.00	\$140,000.00

Latitude: 40.732305 Longitude: -73.9879

Employer Name/Worksite Address	Graph	Count	Mean Wage	Median Wage	Lowest Wage	Highest Wage
TEACHER SYNERGY LLC, 51 ASTOR PLACE, NEW YORK, NY (https://www.google.com/maps/place/51%20ASTOR%20PLACE,NEW%20YORK,NY)	Graph	1	\$250,000.00	\$250,000.00	\$250,000.00	\$250,000.00
Totals	Graph	1	\$250,000.00	\$250,000.00	\$250,000.00	\$250,000.00

Latitude: 40.732312 Longitude: -73.793315

Employer Name/Employer Address	Graph	Count	Mean Wage	Median Wage	Lowest Wage	Highest Wage
ST. JOHN'S UNIVERSITY, 8000 UTOPIA PARKWAY, JAMAICA, NY (https://www.google.com/maps/place/8000%20UTOPIA%20PARKWAY,JAMAICA,NY)	Graph	12	\$91,235.71	\$74,000.00	\$39,000.00	\$176,051.44
Totals	Graph	12	\$91,235.71	\$74,000.00	\$39,000.00	\$176,051.44

Employer Name/Worksite Address	Graph	Count	Mean Wage	Median Wage	Lowest Wage	Highest Wage
ST. JOHN'S UNIVERSITY, 8000 UTOPIA PARKWAY, JAMAICA, NY (https://www.google.com/maps/place/8000%20UTOPIA%20PARKWAY,JAMAICA,NY)	Graph	11	\$92,802.59	\$82,000.00	\$39,000.00	\$176,051.44
Totals	Graph	11	\$92,802.59	\$82,000.00	\$39,000.00	\$176,051.44

Latitude: 40.732356 Longitude: -73.695295

Employer Name/Employer Address	Graph	Count	Mean Wage	Median Wage	Lowest Wage	Highest Wage
ABM CONTROLS, INC., 54 CHERRY LANE, FLORAL PARK, NY (https://www.google.com/maps/place/54%20CHERRY%20LANE,FLORAL%20PARK,NY)	Graph	21	\$54,828.57	\$54,800.00	\$54,800.00	\$55,000.00
AUTOMATED BUILDING MANAGEMENT SYSTEMS, INC., 54 CHERRY LANE, FLORAL PARK, NY (https://www.google.com/maps/place/54%20CHERRY%20LANE,FLORAL%20PARK,NY)	Graph	30	\$58,920.00	\$54,800.00	\$54,600.00	\$94,000.00
Totals	Graph	51	\$57,235.29	\$54,800.00	\$54,600.00	\$94,000.00

Employer Name/Worksite Address	Graph	Count	Mean Wage	Median Wage	Lowest Wage	Highest Wage
AUTOMATED BUILDING MANAGEMENT SYSTEMS, INC., 54 CHERRY LANE, FLORAL PARK, NY (https://www.google.com/maps/place/54%20CHERRY%20LANE,FLORAL%20PARK,NY)	Graph	51	\$57,235.29	\$54,800.00	\$54,600.00	\$94,000.00
Totals	Graph	51	\$57,235.29	\$54,800.00	\$54,600.00	\$94,000.00

Latitude: 40.732361 Longitude: -73.254747

Employer Name/Employer Address	Graph	Count	Mean Wage	Median Wage	Lowest Wage	Highest Wage
BAY SHORE UNION FREE SCHOOL DISTRICT, 75 WEST PERKAL STREET, BAYSHORE, NY (https://www.google.com/maps/place/75%20WEST%20PERKAL%20STREET,BAYSHORE,NY)	Graph	1	\$55,536.00	\$55,536.00	\$55,536.00	\$55,536.00
Totals	Graph	1	\$55,536.00	\$55,536.00	\$55,536.00	\$55,536.00

Employer Name/Worksite Address	Graph	Count	Mean Wage	Median Wage	Lowest Wage	Highest Wage
BAY SHORE UNION FREE SCHOOL DISTRICT, 75 WEST PERKAL STREET, BAY SHORE, NY (https://www.google.com/maps/place/75%20WEST%20PERKAL%20STREET,BAY%20SHORE,NY)	Graph	1	\$55,536.00	\$55,536.00	\$55,536.00	\$55,536.00
Totals	Graph	1	\$55,536.00	\$55,536.00	\$55,536.00	\$55,536.00

Latitude: 40.732409 Longitude: -73.184427

Employer Name/Employer Address	Graph	Count	Mean Wage	Median Wage	Lowest Wage	Highest Wage
--------------------------------	-------	-------	-----------	-------------	-------------	--------------

Employer Name/Employer Address	Graph	Count	Mean Wage	Median Wage	Lowest Wage	Highest Wage
EAST ISLIP PHARMACY INC, 126 E MAIN STREET, EAST ISLIP, NY (https://www.google.com/maps/place/126%20E%20MAIN%20STREET,EAST%20ISLIP,NY)	Graph	1	\$50,000.00	\$50,000.00	\$50,000.00	\$50,000.00
Totals	Graph	1	\$50,000.00	\$50,000.00	\$50,000.00	\$50,000.00

Employer Name/Worksite Address	Graph	Count	Mean Wage	Median Wage	Lowest Wage	Highest Wage
EAST ISLIP PHARMACY INC, 126 E MAIN STREET, EAST ISLIP, NY (https://www.google.com/maps/place/126%20E%20MAIN%20STREET,EAST%20ISLIP,NY)	Graph	1	\$50,000.00	\$50,000.00	\$50,000.00	\$50,000.00
Totals	Graph	1	\$50,000.00	\$50,000.00	\$50,000.00	\$50,000.00

Latitude: 40.732411 Longitude: -73.984813

Employer Name/Employer Address	Graph	Count	Mean Wage	Median Wage	Lowest Wage	Highest Wage
FUNCTIONAL LIFE ACHIEVEMENT INC., 236 SECOND AVENUE, NEW YORK, NY (https://www.google.com/maps/place/236%20SECOND%20AVENUE,NEW%20YORK,NY)	Graph	1	\$55,432.00	\$55,432.00	\$55,432.00	\$55,432.00
FUNCTIONAL LIFE ACHIEVEMENT, INC., 236 2ND AVENUE, NEW YORK, NY (https://www.google.com/maps/place/236%202ND%20AVENUE,NEW%20YORK,NY)	Graph	3	\$58,586.93	\$58,260.80	\$42,500.00	\$75,000.00
Totals	Graph	4	\$57,798.20	\$55,432.00	\$42,500.00	\$75,000.00

Employer Name/Worksite Address	Graph	Count	Mean Wage	Median Wage	Lowest Wage	Highest Wage
FUNCTIONAL LIFE ACHIEVEMENT, INC., 236 2ND AVENUE, NEW YORK, NY (https://www.google.com/maps/place/236%202ND%20AVENUE,NEW%20YORK,NY)	Graph	3	\$52,064.27	\$55,432.00	\$42,500.00	\$58,260.80
Totals	Graph	3	\$52,064.27	\$55,432.00	\$42,500.00	\$58,260.80

Latitude: 40.732445 Longitude: -73.983216

Employer Name/Worksite Address	Graph	Count	Mean Wage	Median Wage	Lowest Wage	Highest Wage
COLUMBIA PARTNERS NEW YORK LLC, 336 EAST 15TH STREET, NEW YORK CITY, NY (https://www.google.com/maps/place/336%20EAST%2015TH%20STREET,NEW%20YORK%20CITY,NY)	Graph	1	\$54,600.00	\$54,600.00	\$54,600.00	\$54,600.00
COLUMBIA PARTNERS NEW YORK LLC, 336 EAST 15TH STREET, NEW YORK, NY (https://www.google.com/maps/place/336%20EAST%2015TH%20STREET,NEW%20YORK,NY)	Graph	2	\$58,500.00	\$57,000.00	\$57,000.00	\$60,000.00
Totals	Graph	3	\$57,200.00	\$57,000.00	\$54,600.00	\$60,000.00

Latitude: 40.73245 Longitude: -73.891379

Employer Name/Worksite Address	Graph	Count	Mean Wage	Median Wage	Lowest Wage	Highest Wage
DREAMS INTERNATIONAL CULTURE & EDUCATION GROUP, LLC, 52-46 72ND PLACE, MASPETH, NY (https://www.google.com/maps/place/52-46%2072ND%20PLACE,MA SPETH,NY)	Graph	1	\$38,771.20	\$38,771.20	\$38,771.20	\$38,771.20
Totals	Graph	1	\$38,771.20	\$38,771.20	\$38,771.20	\$38,771.20

Latitude: 40.732452 Longitude: -73.676652

Employer Name/Employer Address	Graph	Count	Mean Wage	Median Wage	Lowest Wage	Highest Wage
OBTO INC, 1804 PLAZA AVENUE, NEW HYDE PARK, NY (https://www.google.com/maps/place/1804%20PLAZA%20AVENUE,NEW%20HYDE%20PARK,NY)	Graph	2	\$60,382.00	\$60,382.00	\$60,382.00	\$60,382.00
Totals	Graph	2	\$60,382.00	\$60,382.00	\$60,382.00	\$60,382.00

Employer Name/Worksite Address	Graph	Count	Mean Wage	Median Wage	Lowest Wage	Highest Wage
OBT0 INC, 1804 PLAZA AVENUE, NEW HYDE PARK, NY (https://www.google.com/maps/place/1804%20PLAZA%20AVENUE,NEW%20HYDE%20PARK,NY)	Graph	2	\$60,382.00	\$60,382.00	\$60,382.00	\$60,382.00
Totals	Graph	2	\$60,382.00	\$60,382.00	\$60,382.00	\$60,382.00

Latitude: 40.73256 Longitude: -73.997243

Employer Name/Worksite Address	Graph	Count	Mean Wage	Median Wage	Lowest Wage	Highest Wage
ATELIER FASHION INC., 20 WEST 8TH STREET, NEW YORK, NY (https://www.google.com/maps/place/20%20WEST%208TH%20STREET,NEW%20YORK,NY)	Graph	1	\$45,000.00	\$45,000.00	\$45,000.00	\$45,000.00
Totals	Graph	1	\$45,000.00	\$45,000.00	\$45,000.00	\$45,000.00

Employer Name/Worksite Address	Graph	Count	Mean Wage	Median Wage	Lowest Wage	Highest Wage
ATELIER FASHION INC., 20 WEST 8TH STREET, NEW YORK, NY (https://www.google.com/maps/place/20%20WEST%208TH%20STREET,NEW%20YORK,NY)	Graph	1	\$45,000.00	\$45,000.00	\$45,000.00	\$45,000.00
Totals	Graph	1	\$45,000.00	\$45,000.00	\$45,000.00	\$45,000.00

Latitude: 40.732586 Longitude: -73.685461

Employer Name/Worksite Address	Graph	Count	Mean Wage	Median Wage	Lowest Wage	Highest Wage
AMERICAN INFOTECH SOLUTIONS, INC., 1019 JERICHO TURNPIKE, NEW HYDE PARK, NY (https://www.google.com/maps/place/1019%20JERICHO%20TURNPIKE,NEW%20HYDE%20PARK,NY)	Graph	4	\$65,000.00	\$64,000.00	\$64,000.00	\$68,000.00
Totals	Graph	4	\$65,000.00	\$64,000.00	\$64,000.00	\$68,000.00

Employer Name/Worksite Address	Graph	Count	Mean Wage	Median Wage	Lowest Wage	Highest Wage
AMERICAN INFOTECH SOLUTIONS, INC., 1019 JERICHO TURNPIKE, NEW HYDE PARK, NY (https://www.google.com/maps/place/1019%20JERICHO%20TURNPIKE,NEW%20HYDE%20PARK,NY)	Graph	3	\$64,000.00	\$64,000.00	\$64,000.00	\$64,000.00
Totals	Graph	3	\$64,000.00	\$64,000.00	\$64,000.00	\$64,000.00

Latitude: 40.732595 Longitude: -73.998379

Employer Name/Worksite Address	Graph	Count	Mean Wage	Median Wage	Lowest Wage	Highest Wage
LIBERO CANTO SINGING, LLC, 173 MACDOUGAL STREET, NEW YORK, NY (https://www.google.com/maps/place/173%20MACDOUGAL%20STREET,NEW%20YORK,NY)	Graph	1	\$104,000.00	\$104,000.00	\$104,000.00	\$104,000.00
Totals	Graph	1	\$104,000.00	\$104,000.00	\$104,000.00	\$104,000.00

Employer Name/Worksite Address	Graph	Count	Mean Wage	Median Wage	Lowest Wage	Highest Wage
LIBERO CANTO SINGING, LLC, 173 MACDOUGAL STREET, NEW YORK, NY (https://www.google.com/maps/place/173%20MACDOUGAL%20STREET,NEW%20YORK,NY)	Graph	1	\$104,000.00	\$104,000.00	\$104,000.00	\$104,000.00
Totals	Graph	1	\$104,000.00	\$104,000.00	\$104,000.00	\$104,000.00

Latitude: 40.732601 Longitude: -73.997339

Employer Name/Worksite Address	Graph	Count	Mean Wage	Median Wage	Lowest Wage	Highest Wage
CELLAR OF AMELIE, LLC, 22 WEST 8TH STREET, NEW YORK, NY (https://www.google.com/maps/place/22%20WEST%208TH%20STREET,NEW%20YORK,NY)	Graph	1	\$93,600.00	\$93,600.00	\$93,600.00	\$93,600.00

Employer Name/Employer Address	Graph	Count	Mean Wage	Median Wage	Lowest Wage	Highest Wage
Totals	Graph	1	\$93,600.00	\$93,600.00	\$93,600.00	\$93,600.00

Employer Name/Worksite Address	Graph	Count	Mean Wage	Median Wage	Lowest Wage	Highest Wage
CELLAR OF AMELIE, LLC, 22 WEST 8TH STREET, NEW YORK, NY (https://www.google.com/maps/place/22%20WEST%208TH%20STREET,NEW%20YORK,NY)	Graph	1	\$93,600.00	\$93,600.00	\$93,600.00	\$93,600.00
Totals	Graph	1	\$93,600.00	\$93,600.00	\$93,600.00	\$93,600.00

Latitude: 40.732739 Longitude: -73.958516

Employer Name/Worksite Address	Graph	Count	Mean Wage	Median Wage	Lowest Wage	Highest Wage
CENTERSTONE RESEARCH INSTITUTE, INC., 65 HURON ST., BROOKLYN, NY (https://www.google.com/maps/place/65%20HURON%20ST.,BROOKLYN,NY)	Graph	1	\$65,000.00	\$65,000.00	\$65,000.00	\$65,000.00
Totals	Graph	1	\$65,000.00	\$65,000.00	\$65,000.00	\$65,000.00

Latitude: 40.732752 Longitude: -74.004275

Employer Name/Employer Address	Graph	Count	Mean Wage	Median Wage	Lowest Wage	Highest Wage
JODY M WILLIAMS LLC, 42 GROVE STREET, NEW YORK, NY (https://www.google.com/maps/place/42%20GROVE%20STREET,NEW%20YORK,NY)	Graph	1	\$52,000.00	\$52,000.00	\$52,000.00	\$52,000.00
Totals	Graph	1	\$52,000.00	\$52,000.00	\$52,000.00	\$52,000.00

Employer Name/Worksite Address	Graph	Count	Mean Wage	Median Wage	Lowest Wage	Highest Wage
JODY M WILLIAMS LLC, 42 GROVE STREET, NEW YORK, NY (https://www.google.com/maps/place/42%20GROVE%20STREET,NEW%20YORK,NY)	Graph	1	\$52,000.00	\$52,000.00	\$52,000.00	\$52,000.00
Totals	Graph	1	\$52,000.00	\$52,000.00	\$52,000.00	\$52,000.00

Latitude: 40.73281 Longitude: -73.804937

Employer Name/Worksite Address	Graph	Count	Mean Wage	Median Wage	Lowest Wage	Highest Wage
AVENTADOR CONSTRUCTION INC., 69-21 164TH STREET, FLUSHING, NY (https://www.google.com/maps/place/69-21%20164TH%20STREET,FLUSHING,NY)	Graph	1	\$112,091.00	\$112,091.00	\$112,091.00	\$112,091.00
Totals	Graph	1	\$112,091.00	\$112,091.00	\$112,091.00	\$112,091.00

Latitude: 40.732932 Longitude: -73.888282

Employer Name/Worksite Address	Graph	Count	Mean Wage	Median Wage	Lowest Wage	Highest Wage
FABCO SHOES INC., 52-55 74TH STREET, ELMHURST, NY (https://www.google.com/maps/place/52-55%2074TH%20STREET,ELMHURST,NY)	Graph	1	\$62,961.60	\$62,961.60	\$62,961.60	\$62,961.60
Totals	Graph	1	\$62,961.60	\$62,961.60	\$62,961.60	\$62,961.60

Latitude: 40.732965 Longitude: -73.9937

Employer Name/Employer Address	Graph	Count	Mean Wage	Median Wage	Lowest Wage	Highest Wage
INSTITUTE OF AUDIO RESEARCH, LLC., 64 UNIVERSITY PLACE, NEW YORK, NY (https://www.google.com/maps/place/64%20UNIVERSITY%20PLACE,NEW%20YORK,NY)	Graph	1	\$40,000.00	\$40,000.00	\$40,000.00	\$40,000.00

Employer Name/Employer Address	Graph	Count	Mean Wage	Median Wage	Lowest Wage	Highest Wage
Totals	Graph	1	\$40,000.00	\$40,000.00	\$40,000.00	\$40,000.00

Employer Name/Worksite Address	Graph	Count	Mean Wage	Median Wage	Lowest Wage	Highest Wage
INSTITUTE OF AUDIO RESEARCH, LLC., 64 UNIVERSITY PLACE, NEW YORK, NY (https://www.google.com/maps/place/64%20UNIVERSITY%20PLACE,NEW%20YORK,NY)	Graph	1	\$40,000.00	\$40,000.00	\$40,000.00	\$40,000.00
Totals	Graph	1	\$40,000.00	\$40,000.00	\$40,000.00	\$40,000.00

Latitude: 40.732975 Longitude: -74.007216

Employer Name/Employer Address	Graph	Count	Mean Wage	Median Wage	Lowest Wage	Highest Wage
OWL BRIDGE MEDIA LLC, 137A CHRISTOPHER ST., NEW YORK, NY (https://www.google.com/maps/place/137A%20CHRISTOPHER%20ST.,NEW%20YORK,NY)	Graph	1	\$55,000.00	\$55,000.00	\$55,000.00	\$55,000.00
Totals	Graph	1	\$55,000.00	\$55,000.00	\$55,000.00	\$55,000.00

Employer Name/Worksite Address	Graph	Count	Mean Wage	Median Wage	Lowest Wage	Highest Wage
OWL BRIDGE MEDIA LLC, 137A CHRISTOPHER ST., NEW YORK, NY (https://www.google.com/maps/place/137A%20CHRISTOPHER%20ST.,NEW%20YORK,NY)	Graph	1	\$55,000.00	\$55,000.00	\$55,000.00	\$55,000.00
Totals	Graph	1	\$55,000.00	\$55,000.00	\$55,000.00	\$55,000.00

Latitude: 40.733036 Longitude: -73.992855

Employer Name/Employer Address	Graph	Count	Mean Wage	Median Wage	Lowest Wage	Highest Wage
MAGEN H INC, 54 EAST 11TH STREET, NEW YORK, NY (https://www.google.com/maps/place/54%20EAST%2011TH%20STREET,NEW%20YORK,NY)	Graph	1	\$65,000.00	\$65,000.00	\$65,000.00	\$65,000.00
Totals	Graph	1	\$65,000.00	\$65,000.00	\$65,000.00	\$65,000.00

Employer Name/Worksite Address	Graph	Count	Mean Wage	Median Wage	Lowest Wage	Highest Wage
MAGEN H INC, 54 E 11TH STREET, NEW YORK, NY (https://www.google.com/maps/place/54%20E%2011TH%20STREET,NEW%20YORK,NY)	Graph	1	\$65,000.00	\$65,000.00	\$65,000.00	\$65,000.00
Totals	Graph	1	\$65,000.00	\$65,000.00	\$65,000.00	\$65,000.00

Latitude: 40.733036 Longitude: -73.986404

Employer Name/Employer Address	Graph	Count	Mean Wage	Median Wage	Lowest Wage	Highest Wage
BEYOND SUSHI INC, 229 EAST 14TH STREET, NEW YORK, NY (https://www.google.com/maps/place/229%20EAST%2014TH%20STREET,NEW%20YORK,NY)	Graph	1	\$101,233.60	\$101,233.60	\$101,233.60	\$101,233.60
Totals	Graph	1	\$101,233.60	\$101,233.60	\$101,233.60	\$101,233.60

Employer Name/Worksite Address	Graph	Count	Mean Wage	Median Wage	Lowest Wage	Highest Wage
BEYOND SUSHI INC, 229 EAST 14TH STREET, NEW YORK, NY (https://www.google.com/maps/place/229%20EAST%2014TH%20STREET,NEW%20YORK,NY)	Graph	1	\$101,233.60	\$101,233.60	\$101,233.60	\$101,233.60
Totals	Graph	1	\$101,233.60	\$101,233.60	\$101,233.60	\$101,233.60

Latitude: 40.733072 Longitude: -73.98649

Employer Name/Employer Address	Graph	Count	Mean Wage	Median Wage	Lowest Wage	Highest Wage
ORGANIC ZONE, INC, 225 EAST 14TH STREET, NEW YORK, NY (https://www.google.com/maps/place/225%20EAST%2014TH%20STREET,NEW%20YORK,NY)	Graph	1	\$70,000.00	\$70,000.00	\$70,000.00	\$70,000.00
Totals	Graph	1	\$70,000.00	\$70,000.00	\$70,000.00	\$70,000.00

Employer Name/Worksite Address	Graph	Count	Mean Wage	Median Wage	Lowest Wage	Highest Wage
ORGANIC ZONE, INC, 225 EAST 14TH STREET, NEW YORK, NY (https://www.google.com/maps/place/225%20EAST%2014TH%20STREET,NEW%20YORK,NY)	Graph	1	\$70,000.00	\$70,000.00	\$70,000.00	\$70,000.00
Totals	Graph	1	\$70,000.00	\$70,000.00	\$70,000.00	\$70,000.00

Latitude: 40.733094 Longitude: -73.98989

Employer Name/Employer Address	Graph	Count	Mean Wage	Median Wage	Lowest Wage	Highest Wage
THE WORKING ASSEMBLY, 123 4TH AVENUE, NEW YORK, NY (https://www.google.com/maps/place/123%204TH%20AVENUE,NEW%20YORK,NY)	Graph	1	\$50,000.00	\$50,000.00	\$50,000.00	\$50,000.00
Totals	Graph	1	\$50,000.00	\$50,000.00	\$50,000.00	\$50,000.00

Employer Name/Worksite Address	Graph	Count	Mean Wage	Median Wage	Lowest Wage	Highest Wage
THE WORKING ASSEMBLY, 123 4TH AVENUE, NEW YORK, NY (https://www.google.com/maps/place/123%204TH%20AVENUE,NEW%20YORK,NY)	Graph	1	\$50,000.00	\$50,000.00	\$50,000.00	\$50,000.00
Totals	Graph	1	\$50,000.00	\$50,000.00	\$50,000.00	\$50,000.00

Latitude: 40.733094 Longitude: -73.445014

Employer Name/Employer Address	Graph	Count	Mean Wage	Median Wage	Lowest Wage	Highest Wage
ETQ MANAGEMENT CONSULTANTS, INC., 399 CONKLIN STREET, STE. 208, FARMINGDALE, NY (https://www.google.com/maps/place/399%20CONKLIN%20STREET,%20STE.%20208,FARMINGDALE,NY)	Graph	5	\$64,095.00	\$65,000.00	\$60,000.00	\$66,521.00
Totals	Graph	5	\$64,095.00	\$65,000.00	\$60,000.00	\$66,521.00

Employer Name/Worksite Address	Graph	Count	Mean Wage	Median Wage	Lowest Wage	Highest Wage
ETQ MANAGEMENT CONSULTANTS, INC., 399 CONKLIN STREET, STE. 208, FARMINGDALE, NY (https://www.google.com/maps/place/399%20CONKLIN%20STREET,%20STE.%20208,FARMINGDALE,NY)	Graph	2	\$61,977.00	\$60,000.00	\$60,000.00	\$63,954.00
ETQ MANAGEMENT CONSULTANTS, INC., 399 CONKLIN STREET STE 208, FAMINGDALE, NY (https://www.google.com/maps/place/399%20CONKLIN%20STREET%20STE%20208,FAMINGDALE,NY)	Graph	3	\$65,507.00	\$65,000.00	\$65,000.00	\$66,521.00
Totals	Graph	5	\$64,095.00	\$65,000.00	\$60,000.00	\$66,521.00

Latitude: 40.733099 Longitude: -73.989864

Employer Name/Worksite Address	Graph	Count	Mean Wage	Median Wage	Lowest Wage	Highest Wage
THE WORKING ASSEMBLY, 123 4TH AVE, 4TH FLOOR, NEW YORK, NY (https://www.google.com/maps/place/123%204TH%20AVE,%204TH%20FLOOR,NEW%20YORK,NY)	Graph	1	\$50,000.00	\$50,000.00	\$50,000.00	\$50,000.00
Totals	Graph	1	\$50,000.00	\$50,000.00	\$50,000.00	\$50,000.00

Latitude: 40.733108 Longitude: -73.888299

Employer Name/Employer Address	Graph	Count	Mean Wage	Median Wage	Lowest Wage	Highest Wage
--------------------------------	-------	-------	-----------	-------------	-------------	--------------

Employer Name/Employer Address	Graph	Count	Mean Wage	Median Wage	Lowest Wage	Highest Wage
PREMIER ENTERPRISE CO INC., 52-35 74TH STREET, ELMHURST, NY (https://www.google.com/maps/place/52-35%2074TH%20STREET,ELMHURST,NY)	Graph	1	\$48,000.00	\$48,000.00	\$48,000.00	\$48,000.00
Totals	Graph	1	\$48,000.00	\$48,000.00	\$48,000.00	\$48,000.00

Employer Name/Worksite Address	Graph	Count	Mean Wage	Median Wage	Lowest Wage	Highest Wage
PREMIER ENTERPRISE CO INC., 52-35 74TH STREET, ELMHURST, NY (https://www.google.com/maps/place/52-35%2074TH%20STREET,ELMHURST,NY)	Graph	1	\$48,000.00	\$48,000.00	\$48,000.00	\$48,000.00
Totals	Graph	1	\$48,000.00	\$48,000.00	\$48,000.00	\$48,000.00

Latitude: 40.733113 Longitude: -73.991204

Employer Name/Employer Address	Graph	Count	Mean Wage	Median Wage	Lowest Wage	Highest Wage
CARLO & OTTO, LLC, 817 BROADWAY, NEW YORK, NY (https://www.google.com/maps/place/817%20BROADWAY,NEW%20YORK,NY)	Graph	1	\$46,987.20	\$46,987.20	\$46,987.20	\$46,987.20
NOMAD INTERACTIVE, LLC., 817 BROADWAY, NEW YORK, NY (https://www.google.com/maps/place/817%20BROADWAY,NEW%20YORK,NY)	Graph	1	\$90,813.00	\$90,813.00	\$90,813.00	\$90,813.00
PROXIMITY INSIGHT, 817 BROADWAY, NEW YORK, NY (https://www.google.com/maps/place/817%20BROADWAY,NEW%20YORK,NY)	Graph	2	\$86,420.00	\$47,840.00	\$47,840.00	\$125,000.00
Totals	Graph	4	\$77,660.05	\$47,840.00	\$46,987.20	\$125,000.00

Employer Name/Worksite Address	Graph	Count	Mean Wage	Median Wage	Lowest Wage	Highest Wage
NOMAD INTERACTIVE, LLC., 817 BROADWAY, NEW YORK, NY (https://www.google.com/maps/place/817%20BROADWAY,NEW%20YORK,NY)	Graph	3	\$61,880.07	\$47,840.00	\$46,987.20	\$90,813.00
Totals	Graph	3	\$61,880.07	\$47,840.00	\$46,987.20	\$90,813.00

Latitude: 40.733114 Longitude: -73.993041

Employer Name/Worksite Address	Graph	Count	Mean Wage	Median Wage	Lowest Wage	Highest Wage
ZENITH SERVICES INC, 41E 11TH ST, NEW YORK, NY (https://www.google.com/maps/place/41E%2011TH%20ST,NEW%20YORK,NY)	Graph	1	\$70,221.00	\$70,221.00	\$70,221.00	\$70,221.00
Totals	Graph	1	\$70,221.00	\$70,221.00	\$70,221.00	\$70,221.00

Latitude: 40.733146 Longitude: -73.636938

Employer Name/Employer Address	Graph	Count	Mean Wage	Median Wage	Lowest Wage	Highest Wage
EQUUS GROUP, LLC, 1225 FRANKLIN AVENUE, GARDEN CITY, NY (https://www.google.com/maps/place/1225%20FRANKLIN%20AVENUE,GARDEN%20CITY,NY)	Graph	1	\$116,400.00	\$116,400.00	\$116,400.00	\$116,400.00
ACLOR INC, 1225 FRANKLIN AVE, SUITE 325, GARDEN CITY, NY (https://www.google.com/maps/place/1225%20FRANKLIN%20AVE,%20SUITE%20325,GARDEN%20CITY,NY)	Graph	4	\$48,880.00	\$39,520.00	\$39,520.00	\$58,240.00
Totals	Graph	5	\$62,384.00	\$58,240.00	\$39,520.00	\$116,400.00

Employer Name/Worksite Address	Graph	Count	Mean Wage	Median Wage	Lowest Wage	Highest Wage
EQUUS GROUP, LLC, 1225 FRANKLIN AVENUE, GARDEN CITY, NY (https://www.google.com/maps/place/1225%20FRANKLIN%20AVENUE,GARDEN%20CITY,NY)	Graph	1	\$116,400.00	\$116,400.00	\$116,400.00	\$116,400.00
ACLOR INC, 1225 FRANKLIN AVE, GARDEN CITY, NY (https://www.google.com/maps/place/1225%20FRANKLIN%20AVE,GARDEN%20CITY,NY)	Graph	4	\$48,880.00	\$39,520.00	\$39,520.00	\$58,240.00
Totals	Graph	5	\$62,384.00	\$58,240.00	\$39,520.00	\$116,400.00

Latitude: 40.733147 Longitude: -73.995614

Employer Name/Worksite Address	Graph	Count	Mean Wage	Median Wage	Lowest Wage	Highest Wage
WIPRO LIMITED, 114, FIFTH AVENUE, NEW YORK, NY (https://www.google.com/maps/place/114,%20FIFTH%20AVENUE,NEW%20YORK,NY)	Graph	4	\$65,890.50	\$60,000.00	\$60,000.00	\$71,781.00
Totals	Graph	4	\$65,890.50	\$60,000.00	\$60,000.00	\$71,781.00

Latitude: 40.733154 Longitude: -74.005389

Employer Name/Worksite Address	Graph	Count	Mean Wage	Median Wage	Lowest Wage	Highest Wage
THE SOUTH AFRICAN INC, 114 CHRISTOPHER STREET, NEW YORK CITY, NY (https://www.google.com/maps/place/114%20CHRISTOPHER%20STREET,NEW%20YORK%20CITY,NY)	Graph	1	\$50,000.00	\$50,000.00	\$50,000.00	\$50,000.00
Totals	Graph	1	\$50,000.00	\$50,000.00	\$50,000.00	\$50,000.00

Latitude: 40.733236 Longitude: -73.99299

Employer Name/Employer Address	Graph	Count	Mean Wage	Median Wage	Lowest Wage	
HUNGRYROOT INC., 41 EAST 11TH STREET, 10TH FLOOR, NEW YORK, NY (https://www.google.com/maps/place/41%20EAST%2011TH%20STREET,%2010TH%20FLOOR,NEW%20YORK,NY)	Graph	1	\$75,000.00	\$75,000.00	\$75,000.00	\$
LEGAL JUSTICE, LLC, 41 EAST 11TH STREET, 11TH FLOOR, NEW YORK, NY (https://www.google.com/maps/place/41%20EAST%2011TH%20STREET,%2011TH%20FLOOR,NEW%20YORK,NY)	Graph	1	\$73,000.00	\$73,000.00	\$73,000.00	\$
PECOSYSTEMS INC, 41 EAST 11TH STREET, NEW YORK, NY (https://www.google.com/maps/place/41%20EAST%2011TH%20STREET,NEW%20YORK,NY)	Graph	1	\$250,000.00	\$250,000.00	\$250,000.00	\$:
SCORE MOBILE INC., 41 EAST 11TH STREET, NEW YORK, NY (https://www.google.com/maps/place/41%20EAST%2011TH%20STREET,NEW%20YORK,NY)	Graph	1	\$190,000.00	\$190,000.00	\$190,000.00	\$
LEARNVEST INC., 41 EAST 11TH STREET, NEW YORK, NY (https://www.google.com/maps/place/41%20EAST%2011TH%20STREET,NEW%20YORK,NY)	Graph	2	\$127,500.00	\$115,000.00	\$115,000.00	\$
Totals	Graph	6	\$140,500.00	\$115,000.00	\$73,000.00	\$:

Employer Name/Worksite Address	Graph	Count	Mean Wage	Median Wage	Lowest Wage	
DATA-CORE SYSTEMS, INC, 41 E 11TH STREET, NEW YORK, NY (https://www.google.com/maps/place/41%20E%2011TH%20STREET,NEW%20YORK,NY)	Graph	1	\$70,000.00	\$70,000.00	\$70,000.00	\$
HUNGRYROOT INC., 41 EAST 11TH STREET, 10TH FLOOR, NEW YORK, NY (https://www.google.com/maps/place/41%20EAST%2011TH%20STREET,%2010TH%20FLOOR,NEW%20YORK,NY)	Graph	1	\$75,000.00	\$75,000.00	\$75,000.00	\$
LEGAL JUSTICE, LLC, 41 EAST 11TH STREET, 11TH FLOOR, NEW YORK, NY (https://www.google.com/maps/place/41%20EAST%2011TH%20STREET,%2011TH%20FLOOR,NEW%20YORK,NY)	Graph	1	\$73,000.00	\$73,000.00	\$73,000.00	\$
NORTHWESTERN MUTUAL LIFE INSURANCE COMPANY, 41 E. 11TH ST., 2ND FLOOR, NEW YORK, NY (https://www.google.com/maps/place/41%20E.%2011TH%20ST.,%202ND%20FLOOR,NEW%20YORK,NY)	Graph	1	\$158,000.00	\$158,000.00	\$158,000.00	\$
PECOSYSTEMS INC, 41 EAST 11TH STREET, NEW YORK, NY (https://www.google.com/maps/place/41%20EAST%2011TH%20STREET,NEW%20YORK,NY)	Graph	4	\$173,750.00	\$140,000.00	\$115,000.00	\$:
Totals	Graph	8	\$133,875.00	\$115,000.00	\$70,000.00	\$:

Latitude: 40.733277 Longitude: -74.005452

Employer Name/Worksite Address	Graph	Count	Mean Wage	Median Wage	Lowest Wage	Highest Wage
POLARIS CONSULTING & SERVICES, LTD., 117 CHRISTOPHER ST., APT. 16, NEW YORK, NY (https://www.google.com/maps/place/117%20CHRISTOPHER%20ST.,%20APT.%2016,NEW%20YORK,NY)	Graph	1	\$145,000.00	\$145,000.00	\$145,000.00	\$145,000.0
Totals	Graph	1	\$145,000.00	\$145,000.00	\$145,000.00	\$145,000.0

Latitude: 40.733291 Longitude: -74.007265

Employer Name/Worksite Address	Graph	Count	Mean Wage	Median Wage	Lowest Wage	Highest Wage
HELMUT LANG NEW YORK LLC, 38 GRANSEVOORT STREET, NEW YORK, NY (https://www.google.com/maps/place/38%20GRANSEVOORT%20STREET,NEW%20YORK,NY)	Graph	1	\$70,000.00	\$70,000.00	\$70,000.00	\$70,000.00
Totals	Graph	1	\$70,000.00	\$70,000.00	\$70,000.00	\$70,000.00

Latitude: 40.733299 Longitude: -74.007349

Employer Name/Worksite Address	Graph	Count	Mean Wage	Median Wage	Lowest Wage	Highest Wage
HELMUT LANG NEW YORK LLC, 2 GRANSEVOORT STREET, NEW YORK, NY (https://www.google.com/maps/place/2%20GRANSEVOORT%20STREET,NEW%20YORK,NY)	Graph	2	\$70,000.00	\$70,000.00	\$70,000.00	\$70,000.00
Totals	Graph	2	\$70,000.00	\$70,000.00	\$70,000.00	\$70,000.00

Employer Name/Worksite Address	Graph	Count	Mean Wage	Median Wage	Lowest Wage	Highest Wage
HELMUT LANG NEW YORK LLC, 2 GRANSEVOORT STREET, NEW YORK, NY (https://www.google.com/maps/place/2%20GRANSEVOORT%20STREET,NEW%20YORK,NY)	Graph	1	\$70,000.00	\$70,000.00	\$70,000.00	\$70,000.00
Totals	Graph	1	\$70,000.00	\$70,000.00	\$70,000.00	\$70,000.00

Latitude: 40.733314 Longitude: -73.991024

Employer Name/Worksite Address	Graph	Count	Mean Wage	Median Wage	Lowest Wage	Highest Wage
CHARTBEAT, INC., 826 BROADWAY, NEW YORK, NY (https://www.google.com/maps/place/826%20BROADWAY,NEW%20YORK,NY)	Graph	1	\$130,000.00	\$130,000.00	\$130,000.00	\$130,000.00
UNCOMMON SCHOOLS INC., 826 BROADWAY, 9TH FLOOR, NEW YORK, NY (https://www.google.com/maps/place/826%20BROADWAY,%209TH%20FLOOR,NEW%20YORK,NY)	Graph	1	\$72,150.00	\$72,150.00	\$72,150.00	\$72,150.00
KARGO GLOBAL, INC., 826 BROADWAY, NEW YORK, NY (https://www.google.com/maps/place/826%20BROADWAY,NEW%20YORK,NY)	Graph	2	\$76,250.00	\$72,500.00	\$72,500.00	\$80,000.00
KARGO GLOBAL INC., 826 BROADWAY, NEW YORK, NY (https://www.google.com/maps/place/826%20BROADWAY,NEW%20YORK,NY)	Graph	5	\$77,600.00	\$60,000.00	\$50,000.00	\$135,000.00
Totals	Graph	9	\$82,516.67	\$72,500.00	\$50,000.00	\$135,000.00

Employer Name/Worksite Address	Graph	Count	Mean Wage	Median Wage	Lowest Wage	Highest Wage
KARGO GLOBAL, INC., 826 BROADWAY, NEW YORK, NY (https://www.google.com/maps/place/826%20BROADWAY,NEW%20YORK,NY)	Graph	8	\$83,812.50	\$72,500.00	\$50,000.00	\$135,000.00
Totals	Graph	8	\$83,812.50	\$72,500.00	\$50,000.00	\$135,000.00

Latitude: 40.733329 Longitude: -73.870357

Employer Name/Worksite Address	Graph	Count	Mean Wage	Median Wage	Lowest Wage	Highest Wage
VALLES VENDIOLA LLP, 91-31 QUEENS BLVD SUITE 418, ELMHURST, NY (https://www.google.com/maps/place/91-31%20QUEENS%20BLVD%20SUITE%20418,ELMHURST,NY)	Graph	12	\$57,659.33	\$55,764.80	\$55,369.60	\$76,169.60
Totals	Graph	12	\$57,659.33	\$55,764.80	\$55,369.60	\$76,169.60

Employer Name/Worksite Address	Graph	Count	Mean Wage	Median Wage	Lowest Wage	Highest Wage
VALLES VENDIOLA LLP, 91-31 QUEENS BLVD STE 418, ELMHURST, NY (https://www.google.com/maps/place/91-31%20QUEENS%20BLVD%20STE%20418,ELMHURST,NY)	Graph	1	\$76,169.60	\$76,169.60	\$76,169.60	\$76,169.60
VALLES VENDIOLA LLP, 91-31 QUEENS BLVD STE 418, ELMHURST, NY (https://www.google.com/maps/place/91-31%20QUEENS%20BLVD%20STE%20418,ELMHURST,NY)	Graph	1	\$55,369.60	\$55,369.60	\$55,369.60	\$55,369.60

Employer Name/Worksite Address	Graph	Count	Mean Wage	Median Wage	Lowest Wage	Highest Wage
VALLES VENDIOLA LLP, 91-31 QUEENS BLVD, ELMHURST, NY (https://www.google.com/maps/place/91-31%20QUEENS%20BLVD,ELMHURST,NY)	Graph	10	\$56,037.28	\$55,764.80	\$55,764.80	\$58,489.60
Totals	Graph	12	\$57,659.33	\$55,764.80	\$55,369.60	\$76,169.60

Latitude: 40.733343 Longitude: -73.991153

Employer Name/Employer Address	Graph	Count	Mean Wage	Median Wage	Lowest Wage	Highest Wage
WELLPASS, INC., 821 BROADWAY, 5TH FLOOR, NEW YORK, NY (https://www.google.com/maps/place/821%20BROADWAY,%205TH%20FLOOR,NEW%20YORK,NY)	Graph	1	\$65,000.00	\$65,000.00	\$65,000.00	\$65,000.00
WELLPASS, INC., 821 BROADWAY, NEW YORK, NY (https://www.google.com/maps/place/821%20BROADWAY,NEW%20YORK,NY)	Graph	1	\$70,000.00	\$70,000.00	\$70,000.00	\$70,000.00
Totals	Graph	2	\$67,500.00	\$65,000.00	\$65,000.00	\$70,000.00

Employer Name/Worksite Address	Graph	Count	Mean Wage	Median Wage	Lowest Wage	Highest Wage
COREOS, INC., 821 BROADWAY, 6TH FLOOR, NEW YORK, NY (https://www.google.com/maps/place/821%20BROADWAY,%206TH%20FLOOR,NEW%20YORK,NY)	Graph	1	\$115,000.00	\$115,000.00	\$115,000.00	\$115,000.00
WELLPASS, INC., 821 BROADWAY, 5TH FLOOR, NEW YORK, NY (https://www.google.com/maps/place/821%20BROADWAY,%205TH%20FLOOR,NEW%20YORK,NY)	Graph	1	\$65,000.00	\$65,000.00	\$65,000.00	\$65,000.00
WELLPASS, INC., 821 BROADWAY, NEW YORK, NY (https://www.google.com/maps/place/821%20BROADWAY,NEW%20YORK,NY)	Graph	1	\$70,000.00	\$70,000.00	\$70,000.00	\$70,000.00
Totals	Graph	3	\$83,333.33	\$70,000.00	\$65,000.00	\$115,000.00

Latitude: 40.733381 Longitude: -73.99134

Employer Name/Employer Address	Graph	Count	Mean Wage	Median Wage	Lowest Wage	Highest Wage
GIANT SPOON LLC, 51 EAST 12TH STREET, NEW YORK, NY (https://www.google.com/maps/place/51%20EAST%2012TH%20STREET,NEW%20YORK,NY)	Graph	1	\$105,019.00	\$105,019.00	\$105,019.00	\$105,019.00
Totals	Graph	1	\$105,019.00	\$105,019.00	\$105,019.00	\$105,019.00

Employer Name/Worksite Address	Graph	Count	Mean Wage	Median Wage	Lowest Wage	Highest Wage
GIANT SPOON LLC, 51 EAST 12TH STREET, NEW YORK, NY (https://www.google.com/maps/place/51%20EAST%2012TH%20STREET,NEW%20YORK,NY)	Graph	1	\$105,019.00	\$105,019.00	\$105,019.00	\$105,019.00
TATVAM TECHNOLOGIES INC, 51 EAST 12TH ST 9TH FLR, NEW YORK, NY (https://www.google.com/maps/place/51%20EAST%2012TH%20ST%20%209TH%20FLR,NEW%20YORK,NY)	Graph	2	\$200,000.00	\$200,000.00	\$200,000.00	\$200,000.00
Totals	Graph	3	\$168,339.67	\$200,000.00	\$105,019.00	\$200,000.00

Latitude: 40.733389 Longitude: -73.983059

Employer Name/Worksite Address	Graph	Count	Mean Wage	Median Wage	Lowest Wage	Highest Wage
ST. LUKE'S-ROOSEVELT HOSPITAL CENTER, 10 NATHAN D. PERLMAN PLACE, NEW YORK, NY (https://www.google.com/maps/place/10%20NATHAN%20D.%20PERLMAN%20PLACE,NEW%20YORK,NY)	Graph	6	\$62,682.20	\$62,682.20	\$62,682.20	\$62,682.20
Totals	Graph	6	\$62,682.20	\$62,682.20	\$62,682.20	\$62,682.20

Latitude: 40.733498 Longitude: -73.775215

Employer Name/Employer Address	Graph	Count	Mean Wage	Median Wage	Lowest Wage	Highest Wage
--------------------------------	-------	-------	-----------	-------------	-------------	--------------

Employer Name/Employer Address	Graph	Count	Mean Wage	Median Wage	Lowest Wage	Highest Wage
DREAMNET INC, 7303 196TH PLACE, FRESH MEADOWS, NY (https://www.google.com/maps/place/7303%20196TH%20PLACE,FRESH%20MEADOWS,NY)	Graph	1	\$39,332.80	\$39,332.80	\$39,332.80	\$39,332.80
HAO ZHENG, INC., 7303 196TH PLACE, FRESH MEADOWS, NY (https://www.google.com/maps/place/7303%20196TH%20PLACE,FRESH%20MEADOWS,NY)	Graph	1	\$39,332.80	\$39,332.80	\$39,332.80	\$39,332.80
Totals	Graph	2	\$39,332.80	\$39,332.80	\$39,332.80	\$39,332.80

Employer Name/Worksite Address	Graph	Count	Mean Wage	Median Wage	Lowest Wage	Highest Wage
DREAMNET INC, 7303 196TH PLACE, FRESH MEADOWS, NY (https://www.google.com/maps/place/7303%20196TH%20PLACE,FRESH%20MEADOWS,NY)	Graph	2	\$39,332.80	\$39,332.80	\$39,332.80	\$39,332.80
Totals	Graph	2	\$39,332.80	\$39,332.80	\$39,332.80	\$39,332.80

Latitude: 40.733554 Longitude: -73.256941

Employer Name/Employer Address	Graph	Count	Mean Wage	Median Wage	Lowest Wage	Highest Wage
PATRIOT ENERGY SOLUTIONS CORP, 1265 SUNRISE HIGHWAY, BAY SHORE, NY (https://www.google.com/maps/place/1265%20SUNRISE%20HIGHWAY,BAY%20SHORE,NY)	Graph	1	\$65,000.00	\$65,000.00	\$65,000.00	\$65,000.00
Totals	Graph	1	\$65,000.00	\$65,000.00	\$65,000.00	\$65,000.00

Employer Name/Worksite Address	Graph	Count	Mean Wage	Median Wage	Lowest Wage	Highest Wage
PATRIOT ENERGY SOLUTIONS CORP, 1265 SUNRISE HIGHWAY, BAY SHORE, NY (https://www.google.com/maps/place/1265%20SUNRISE%20HIGHWAY,BAY%20SHORE,NY)	Graph	1	\$65,000.00	\$65,000.00	\$65,000.00	\$65,000.00
Totals	Graph	1	\$65,000.00	\$65,000.00	\$65,000.00	\$65,000.00

Latitude: 40.733656 Longitude: -73.993107

Employer Name/Employer Address	Graph	Count	Mean Wage	Median Wage	Lowest Wage	Highest Wage
COLLINS PARTNERS LLC, 88 UNIVERSITY PLACE, NEW YORK, NY (https://www.google.com/maps/place/88%20UNIVERSITY%20PLACE,NEW%20YORK,NY)	Graph	1	\$130,000.00	\$130,000.00	\$130,000.00	\$130,000.00
Totals	Graph	1	\$130,000.00	\$130,000.00	\$130,000.00	\$130,000.00

Employer Name/Worksite Address	Graph	Count	Mean Wage	Median Wage	Lowest Wage	Highest Wage
IBM CORPORATION, 88 UNIVERSITY PLACE, NEW YORK, NY (https://www.google.com/maps/place/88%20UNIVERSITY%20PLACE,NEW%20YORK,NY)	Graph	2	\$125,000.00	\$120,000.00	\$120,000.00	\$130,000.00
Totals	Graph	2	\$125,000.00	\$120,000.00	\$120,000.00	\$130,000.00

Latitude: 40.733683 Longitude: -74.006985

Employer Name/Employer Address	Graph	Count	Mean Wage	Median Wage	Lowest Wage	Highest Wage
HORNBLOWER NEW YORK, LLC, PIER 40, HORNBLOWER LANDING, NEW YORK, NY (https://www.google.com/maps/place/PIER%2040,%20HORNBLOWER%20LANDING,NEW%20YORK,NY)	Graph	1	\$50,000.00	\$50,000.00	\$50,000.00	\$50,000.00
INSPIREINK LLC, 1 MINETTA STREET, 2A, NEW YORK CITY, NY (https://www.google.com/maps/place/1%20MINETTA%20STREET,%202A,NEW%20YORK%20CITY,NY)	Graph	1	\$72,000.00	\$72,000.00	\$72,000.00	\$72,000.00
ODESSA PR INC, 110 E 25TH STREET, NEW YORK, NY (https://www.google.com/maps/place/110%20E%2025TH%20STREET,NEW%20YORK,NY)	Graph	1	\$60,000.00	\$60,000.00	\$60,000.00	\$60,000.00
TR APPAREL, LLC., 609 GREENWICH STREET, 3/F, NEW YORK, NY (https://www.google.com/maps/place/609%20GREENWICH%20STREET,%203/F,NEW%20YORK,NY)	Graph	1	\$42,890.00	\$42,890.00	\$42,890.00	\$42,890.00

Employer Name/Employer Address	Graph	Count	Mean Wage	Median Wage	Lowest Wage	Highest Wage
WALKUP, INC., 290 W 12TH STREET, 5D, NEW YORK, NY (https://www.google.com/maps/place/290%20W%2012TH%20STREET,%205D,NEW%20YORK,NY)	Graph	1	\$80,000.00	\$80,000.00	\$80,000.00	\$80,000.00
ZESSED LLC, 1A 70 JANE ST NEW YORK, NEW YORK, NY (https://www.google.com/maps/place/1A%2070%20JANE%20ST%20NEW%20YORK,NEW%20YORK,NY)	Graph	1	\$108,000.00	\$108,000.00	\$108,000.00	\$108,000.00
TR APPAREL, LLC, 609 GREENWICH STREET, 3F, NEW YORK, NY (https://www.google.com/maps/place/609%20GREENWICH%20STREET,%203F,NEW%20YORK,NY)	Graph	2	\$66,125.00	\$65,000.00	\$65,000.00	\$67,250.00
Totals	Graph	8	\$68,142.50	\$65,000.00	\$42,890.00	\$108,000.00

Employer Name/Worksite Address	Graph	Count	Mean Wage	Median Wage	Lowest Wage
BANK STREET PRODUCTIONS LLC, 175 VARICK STREET, NEW YORK CITY, NY (https://www.google.com/maps/place/175%20VARICK%20STREET,NEW%20YORK%20CITY,NY)	Graph	1	\$103,147.20	\$103,147.20	\$103,147.20
GETSWIFT INC., 33 BANK STREET, NEW YORK, NY (https://www.google.com/maps/place/33%20BANK%20STREET,NEW%20YORK,NY)	Graph	1	\$180,000.00	\$180,000.00	\$180,000.00
HORNBLOWER NEW YORK, LLC, PIER 40, HORNBLOWER LANDING, NEW YORK, NY (https://www.google.com/maps/place/PIER%2040,%20HORNBLOWER%20LANDING,NEW%20YORK,NY)	Graph	1	\$50,000.00	\$50,000.00	\$50,000.00
INSPIREINK LLC, 1 MINETTA STREET, 2A, NEW YORK CITY, NY (https://www.google.com/maps/place/1%20MINETTA%20STREET,%202A,NEW%20YORK%20CITY,NY)	Graph	1	\$72,000.00	\$72,000.00	\$72,000.00
JPMORGAN CHASE & CO., 383 MADISON AVENUE, NEW YORK, NY (https://www.google.com/maps/place/383%20MADISON%20AVENUE,NEW%20YORK,NY)	Graph	1	\$149,000.00	\$149,000.00	\$149,000.00
ODESSA PR INC, 110 E 25TH STREET, NEW YORK, NY (https://www.google.com/maps/place/110%20E%2025TH%20STREET,NEW%20YORK,NY)	Graph	1	\$60,000.00	\$60,000.00	\$60,000.00
PALETTE ARCHITECTURE PLLC, 31 PERRY STREET, NEW YORK, NY (https://www.google.com/maps/place/31%20PERRY%20STREET,NEW%20YORK,NY)	Graph	1	\$48,000.00	\$48,000.00	\$48,000.00
PAYPAL, INC., 95 MORTON ST, NEW YORK, NY (https://www.google.com/maps/place/95%20MORTON%20ST,NEW%20YORK,NY)	Graph	1	\$110,000.00	\$110,000.00	\$110,000.00
RAZORFISH, LLC, 375 HUDSON ST, 9TH FL., NEW YORK, NY (https://www.google.com/maps/place/375%20HUDSON%20ST,%209TH%20FL.,NEW%20YORK,NY)	Graph	1	\$108,000.00	\$108,000.00	\$108,000.00
RAZORFISH, LLC, 375 HUDSON ST., 9TH FL., NEW YORK, NY (https://www.google.com/maps/place/375%20HUDSON%20ST,%209TH%20FL.,NEW%20YORK,NY)	Graph	1	\$72,550.00	\$72,550.00	\$72,550.00
RAZORFISH, LLC, 375 HUDSON STREET, 9TH FL, NEW YORK, NY (https://www.google.com/maps/place/375%20HUDSON%20STREET,%209TH%20FL,NEW%20YORK,NY)	Graph	1	\$131,997.00	\$131,997.00	\$131,997.00
SATMAP INCORPORATED, 405 LEXINGTON AVENUE, NEW YORK, NY (https://www.google.com/maps/place/405%20LEXINGTON%20AVENUE,NEW%20YORK,NY)	Graph	1	\$125,000.00	\$125,000.00	\$125,000.00
STANDARD HIGH LINE EMPLOYER, LLC, 848 WASHINGTON STREET AT WEST 13TH, NEW YORK, NY (https://www.google.com/maps/place/848%20WASHINGTON%20STREET%20AT%20WEST%2013TH,NEW%20YORK,NY)	Graph	1	\$97,136.00	\$97,136.00	\$97,136.00
UNIQLO USA LLC, 88 CROSBY STREET, NEW YORK, NY (https://www.google.com/maps/place/88%20CROSBY%20STREET,NEW%20YORK,NY)	Graph	1	\$70,000.00	\$70,000.00	\$70,000.00
VIEWX, INC., 411 BLEECKER STREET, NEW YORK, NY (https://www.google.com/maps/place/411%20BLEECKER%20STREET,NEW%20YORK,NY)	Graph	1	\$60,341.00	\$60,341.00	\$60,341.00
WALKUP, INC., 290 W 12TH STREET, 5D, NEW YORK, NY (https://www.google.com/maps/place/290%20W%2012TH%20STREET,%205D,NEW%20YORK,NY)	Graph	1	\$80,000.00	\$80,000.00	\$80,000.00
WINECREDIT LLC, 289 BLEECKER STREET, NEW YORK, NY (https://www.google.com/maps/place/289%20BLEECKER%20STREET,NEW%20YORK,NY)	Graph	1	\$80,000.00	\$80,000.00	\$80,000.00
ZESSED LLC, 1A 70 JANE ST, NY, NY (https://www.google.com/maps/place/1A%2070%20JANE%20ST,NY,NY)	Graph	1	\$108,000.00	\$108,000.00	\$108,000.00
SRIVEN INFOSYS INC, CUNY, NEW YORK, NY (https://www.google.com/maps/place/CUNY,NEW%20YORK,NY)	Graph	2	\$105,000.00	\$105,000.00	\$105,000.00
SYPARTNERS LLC, 395 HUDSON ST. 8TH FL., NEW YORK, NY (https://www.google.com/maps/place/395%20HUDSON%20ST.%208TH%20FL.,NEW%20YORK,NY)	Graph	3	\$99,166.67	\$90,000.00	\$87,500.00
MEDIDATA SOLUTIONS, INC., 350 HUDSON STREET, NEW YORK, NY (https://www.google.com/maps/place/350%20HUDSON%20STREET,NEW%20YORK,NY)	Graph	7	\$116,647.14	\$110,000.00	\$97,500.00
VALUELABS, INC, 395 HUDSON STREET, NEW YORK, NY (https://www.google.com/maps/place/395%20HUDSON%20STREET,NEW%20YORK,NY)	Graph	7	\$80,000.00	\$75,000.00	\$75,000.00
Totals	Graph	37	\$97,005.44	\$97,136.00	\$48,000.00

Latitude: 40.733689 Longitude: -73.999419

Employer Name/Employer Address	Graph	Count	Mean Wage	Median Wage	Lowest Wage	Highest Wage
UPTOWN PILATES, LTD., 404 6TH AVE, 2ND FLOOR, NEW YORK, NY (https://www.google.com/maps/place/404%206TH%20AVE,%202ND%20FLOOR,NEW%20YORK,NY)	Graph	1	\$45,677.00	\$45,677.00	\$45,677.00	\$45,677.00
Totals	Graph	1	\$45,677.00	\$45,677.00	\$45,677.00	\$45,677.00

Employer Name/Worksite Address	Graph	Count	Mean Wage	Median Wage	Lowest Wage	Highest Wage
UPTOWN PILATES, LTD., 404 6TH AVE, 2ND FLOOR, NEW YORK, NY (https://www.google.com/maps/place/404%206TH%20AVE,%202ND%20FLOOR,NEW%20YORK,NY)	Graph	1	\$45,677.00	\$45,677.00	\$45,677.00	\$45,677.00
Totals	Graph	1	\$45,677.00	\$45,677.00	\$45,677.00	\$45,677.00

Latitude: 40.733734 Longitude: -73.98213

Employer Name/Worksite Address	Graph	Count	Mean Wage	Median Wage	Lowest Wage	Highest Wage
GOOD SHEPHERD SERVICES, 337 EAST 17TH STREET, NEW YORK, NY (https://www.google.com/maps/place/337%20EAST%2017TH%20STREET,NEW%20YORK,NY)	Graph	2	\$39,724.88	\$39,724.88	\$39,724.88	\$39,724.88
Totals	Graph	2	\$39,724.88	\$39,724.88	\$39,724.88	\$39,724.88

Latitude: 40.733736 Longitude: -73.95559

Employer Name/Employer Address	Graph	Count	Mean Wage	Median Wage	Lowest Wage	Highest Wage
STRUCTURAL ENGINEERING INTEGRATED, P.C., 151 GREEN ST., BROOKLYN, NY (https://www.google.com/maps/place/151%20GREEN%20ST.,BROOKLYN,NY)	Graph	1	\$78,520.00	\$78,520.00	\$78,520.00	\$78,520.00
Totals	Graph	1	\$78,520.00	\$78,520.00	\$78,520.00	\$78,520.00

Employer Name/Worksite Address	Graph	Count	Mean Wage	Median Wage	Lowest Wage	Highest Wage
STRUCTURAL ENGINEERING INTEGRATED, P.C., 151 GREEN ST., BROOKLYN, NY (https://www.google.com/maps/place/151%20GREEN%20ST.,BROOKLYN,NY)	Graph	1	\$78,520.00	\$78,520.00	\$78,520.00	\$78,520.00
Totals	Graph	1	\$78,520.00	\$78,520.00	\$78,520.00	\$78,520.00

Latitude: 40.733755 Longitude: -73.992848

Employer Name/Employer Address	Graph	Count	Mean Wage	Median Wage	Lowest Wage	Highest Wage
SHIFT OCCUPATIONAL, PHYSICAL THERAPY AND CHIROPRACTIC, PLLC, 95 UNIVERSITY PLACE, NEW YORK, NY (https://www.google.com/maps/place/95%20UNIVERSITY%20PLACE,NEW%20YORK,NY)	Graph	1	\$79,581.00	\$79,581.00	\$79,581.00	\$79,581.00
Totals	Graph	1	\$79,581.00	\$79,581.00	\$79,581.00	\$79,581.00

Employer Name/Worksite Address	Graph	Count	Mean Wage	Median Wage	Lowest Wage	Highest Wage
SHIFT OCCUPATIONAL, PHYSICAL THERAPY AND CHIROPRACTIC, PLLC, 95 UNIVERSITY PLACE, NEW YORK, NY (https://www.google.com/maps/place/95%20UNIVERSITY%20PLACE,NEW%20YORK,NY)	Graph	1	\$79,581.00	\$79,581.00	\$79,581.00	\$79,581.00
Totals	Graph	1	\$79,581.00	\$79,581.00	\$79,581.00	\$79,581.00

Latitude: 40.733755 Longitude: -73.992566

Employer Name/Employer Address	Graph	Count	Mean Wage	Median Wage	Lowest Wage	Highest Wage
M18PR LLC, 36 EAST 12TH STREET, NEW YORK, NY (https://www.google.com/maps/place/36%20EAST%2012TH%20STREET,NEW%20YORK,NY)	Graph	1	\$45,000.00	\$45,000.00	\$45,000.00	\$45,000.00

Employer Name/Employer Address	Graph	Count	Mean Wage	Median Wage	Lowest Wage	Highest Wage
Totals	Graph	1	\$45,000.00	\$45,000.00	\$45,000.00	\$45,000.00

Employer Name/Worksite Address	Graph	Count	Mean Wage	Median Wage	Lowest Wage	Highest Wage
M18PR LLC, 36 EAST 12TH STREET, NEW YORK, NY (https://www.google.com/maps/place/36%20EAST%2012TH%20STREET,NEW%20YORK,NY)	Graph	1	\$45,000.00	\$45,000.00	\$45,000.00	\$45,000.00
Totals	Graph	1	\$45,000.00	\$45,000.00	\$45,000.00	\$45,000.00

Latitude: 40.733855 Longitude: -74.007207

Employer Name/Worksite Address	Graph	Count	Mean Wage	Median Wage	Lowest Wage	Highest Wage
URBAN ZEN LLC, 705 GREENWICH STREET, NEW YORK, NY (https://www.google.com/maps/place/705%20GREENWICH%20STREET,NEW%20YORK,NY)	Graph	1	\$57,000.00	\$57,000.00	\$57,000.00	\$57,000.00
Totals	Graph	1	\$57,000.00	\$57,000.00	\$57,000.00	\$57,000.00

Latitude: 40.733861 Longitude: -73.724109

Employer Name/Employer Address	Graph	Count	Mean Wage	Median Wage	Lowest Wage	Highest Wage
QUEENS COUNTY ENDODONTICS PC., 242-08 HILLSIDE AVE, BELLEROSE, NY (https://www.google.com/maps/place/242-08%20HILLSIDE%20AVE,BELLEROSE,NY)	Graph	1	\$104,000.00	\$104,000.00	\$104,000.00	\$104,000.00
Totals	Graph	1	\$104,000.00	\$104,000.00	\$104,000.00	\$104,000.00

Employer Name/Worksite Address	Graph	Count	Mean Wage	Median Wage	Lowest Wage	Highest Wage
QUEENS COUNTY ENDODONTICS PC., 242-08 HILLSIDE AVE, BELLEROSE, NY (https://www.google.com/maps/place/242-08%20HILLSIDE%20AVE,BELLEROSE,NY)	Graph	1	\$104,000.00	\$104,000.00	\$104,000.00	\$104,000.00
Totals	Graph	1	\$104,000.00	\$104,000.00	\$104,000.00	\$104,000.00

Latitude: 40.733878 Longitude: -73.991035

Employer Name/Employer Address	Graph	Count	Mean Wage	Median Wage	Lowest Wage	Highest Wage
MINDSIGHT LAB INC, 833 BROADWAY, 2ND FLOOR, NEW YORK, NY (https://www.google.com/maps/place/833%20BROADWAY,%202ND%20FLOOR,NEW%20YORK,NY)	Graph	1	\$83,200.00	\$83,200.00	\$83,200.00	\$83,200.00
VECTUEL SARL INC., 833 BROADWAY, NEW YORK, NY (https://www.google.com/maps/place/833%20BROADWAY,NEW%20YORK,NY)	Graph	1	\$66,165.00	\$66,165.00	\$66,165.00	\$66,165.00
Totals	Graph	2	\$74,682.50	\$66,165.00	\$66,165.00	\$83,200.00

Employer Name/Worksite Address	Graph	Count	Mean Wage	Median Wage	Lowest Wage	Highest Wage
MINDSIGHT LAB INC, 833 BROADWAY, 2ND FLOOR, NEW YORK, NY (https://www.google.com/maps/place/833%20BROADWAY,%202ND%20FLOOR,NEW%20YORK,NY)	Graph	1	\$83,200.00	\$83,200.00	\$83,200.00	\$83,200.00
VECTUEL SARL INC., 833 BROADWAY, NEW YORK, NY (https://www.google.com/maps/place/833%20BROADWAY,NEW%20YORK,NY)	Graph	1	\$66,165.00	\$66,165.00	\$66,165.00	\$66,165.00
Totals	Graph	2	\$74,682.50	\$66,165.00	\$66,165.00	\$83,200.00

Latitude: 40.733882 Longitude: -73.982484

Employer Name/Worksite Address	Graph	Count	Mean Wage	Median Wage	Lowest Wage	Highest Wage
--------------------------------	-------	-------	-----------	-------------	-------------	--------------

Employer Name/Worksite Address	Graph	Count	Mean Wage	Median Wage	Lowest Wage	Highest Wage
NEW YORK UNIVERSITY HOSPITALS CENTER, 301 E. 17TH STREET, NEW YORK, NY (https://www.google.com/maps/place/301%20E.%2017TH%20STREET,NEW%20YORK,NY)	Graph	2	\$55,368.49	\$42,485.00	\$42,485.00	\$68,251.97
NEW YORK UNIVERSITY SCHOOL OF MEDICINE, 301 EAST 17TH STREET, NEW YORK, NY (https://www.google.com/maps/place/301%20EAST%2017TH%20STREET,NEW%20YORK,NY)	Graph	14	\$173,478.16	\$75,702.75	\$44,845.00	\$800,000.00
Totals	Graph	16	\$158,714.45	\$68,251.97	\$42,485.00	\$800,000.00

Latitude: 40.73389 Longitude: -74.004578

Employer Name/Employer Address	Graph	Count	Mean Wage	Median Wage	Lowest Wage	Highest Wage
VILLAGE PHARMACY CORP, 346 BLEECKER STREET, NEW YORK, NY (https://www.google.com/maps/place/346%20BLEECKER%20STREET,NEW%20YORK,NY)	Graph	4	\$90,832.40	\$85,000.00	\$72,800.00	\$120,000.00
Totals	Graph	4	\$90,832.40	\$85,000.00	\$72,800.00	\$120,000.00

Employer Name/Worksite Address	Graph	Count	Mean Wage	Median Wage	Lowest Wage	Highest Wage
VILLAGE PHARMACY CORP, 346 BLEECKER STREET, NEW YORK, NY (https://www.google.com/maps/place/346%20BLEECKER%20STREET,NEW%20YORK,NY)	Graph	4	\$90,832.40	\$85,000.00	\$72,800.00	\$120,000.00
Totals	Graph	4	\$90,832.40	\$85,000.00	\$72,800.00	\$120,000.00

Latitude: 40.73397 Longitude: -73.992663

Employer Name/Worksite Address	Graph	Count	Mean Wage	Median Wage	Lowest Wage	Highest Wage
INFOSYS LIMITED, 113 UNIVERSITY PL, NEW YORK, NY (https://www.google.com/maps/place/113%20UNIVERSITY%20PL,NEW%20YORK,NY)	Graph	1	\$135,125.00	\$135,125.00	\$135,125.00	\$135,125.00
OOYALA INC., 113 UNIVERSITY PLACE, NEW YORK, NY (https://www.google.com/maps/place/113%20UNIVERSITY%20PLACE,NEW%20YORK,NY)	Graph	1	\$110,000.00	\$110,000.00	\$110,000.00	\$110,000.00
Totals	Graph	2	\$122,562.50	\$110,000.00	\$110,000.00	\$135,125.00

Latitude: 40.733992 Longitude: -74.008724

Employer Name/Employer Address	Graph	Count	Mean Wage	Median Wage	Lowest Wage	Highest Wage
THE EXPERIENCE PROJECT LLC, 150 CHARLES STREET, NEW YORK, NY (https://www.google.com/maps/place/150%20CHARLES%20STREET,NEW%20YORK,NY)	Graph	1	\$47,840.00	\$47,840.00	\$47,840.00	\$47,840.00
Totals	Graph	1	\$47,840.00	\$47,840.00	\$47,840.00	\$47,840.00

Employer Name/Worksite Address	Graph	Count	Mean Wage	Median Wage	Lowest Wage	Highest Wage
THE EXPERIENCE PROJECT LLC, 150 CHARLES STREET, NEW YORK, NY (https://www.google.com/maps/place/150%20CHARLES%20STREET,NEW%20YORK,NY)	Graph	1	\$47,840.00	\$47,840.00	\$47,840.00	\$47,840.00
Totals	Graph	1	\$47,840.00	\$47,840.00	\$47,840.00	\$47,840.00

Latitude: 40.734066 Longitude: -73.988627

Employer Name/Worksite Address	Graph	Count	Mean Wage	Median Wage	Lowest Wage	Highest Wage
FIRST TEK , INC., 4 IRVING PLACE,, NEW YORK, NY (https://www.google.com/maps/place/4%20IRVING%20PLACE,,NEW%20YORK,NY)	Graph	1	\$60,000.00	\$60,000.00	\$60,000.00	\$60,000.00
INVICTUS INFOTECH LLC, 4 IRVING PLACE, MANHATTAN, NY (https://www.google.com/maps/place/4%20IRVING%20PLACE,MANHATTAN,NY)	Graph	1	\$60,000.00	\$60,000.00	\$60,000.00	\$60,000.00

Employer Name/Worksite Address	Graph	Count	Mean Wage	Median Wage	Lowest Wage	Highest Wage
PARAM CONSULTING SERVICES, INC., 4 IRVING PLACE, NY, NY (https://www.google.com/maps/place/4%20IRVING%20PLACE, NY, NY)	Graph	1	\$55,910.00	\$55,910.00	\$55,910.00	\$55,910.00
SKILLSIGHT INC., 4 IRVING PL, NEW YORK NY 10003., NY (https://www.google.com/maps/place/4%20IRVING%20PL, NEW%20YORK%20NY%2010003., NY)	Graph	1	\$65,000.00	\$65,000.00	\$65,000.00	\$65,000.00
ITRENDING SOLUTIONS LLC, 4 IRVING PLACE, NEW YORK CITY, NY (https://www.google.com/maps/place/4%20IRVING%20PLACE, NEW%20YORK%20CITY, NY)	Graph	2	\$85,000.00	\$65,000.00	\$65,000.00	\$105,000.00
ISOLVETECHNOLOGY INC, 4 IRVING PL, NEW YORK, NY (https://www.google.com/maps/place/4%20IRVING%20PL, NEW%20YORK, NY)	Graph	14	\$81,815.57	\$80,000.00	\$60,000.00	\$103,037.00
RELIANCE GLOBAL SERVICES INC., 4 IRVING PLACE, NEW YORK, NY (https://www.google.com/maps/place/4%20IRVING%20PLACE, NEW%20YORK, NY)	Graph	71	\$82,723.28	\$80,500.00	\$60,000.00	\$140,000.00
Totals	Graph	91	\$81,644.84	\$80,000.00	\$55,910.00	\$140,000.00

Latitude: 40.734162 Longitude: -73.734912

Employer Name/Worksite Address	Graph	Count	Mean Wage	Median Wage	Lowest Wage	Highest Wage
ACMH, INC., 80-45 WINCHESTER BLVD., BUILDING #74, QUEENS VILLAGE, NY (https://www.google.com/maps/place/80-45%20WINCHESTER%20BLVD., %20BUILDING%20#74, QUEENS%20VILLAGE, NY)	Graph	1	\$41,322.00	\$41,322.00	\$41,322.00	\$41,322.00
Totals	Graph	1	\$41,322.00	\$41,322.00	\$41,322.00	\$41,322.00

Latitude: 40.734184 Longitude: -73.990967

Employer Name/Employer Address	Graph	Count	Mean Wage	Median Wage	Lowest Wage	Highest Wage
BESEN AINSIE LLC, 841 BROADWAY, NEW YORK, NY (https://www.google.com/maps/place/841%20BROADWAY, NEW%20YORK, NY)	Graph	1	\$393,121.00	\$393,121.00	\$393,121.00	\$393,121.00
GRACE BLUE LLC, 841 BROADWAY, NEW YORK, NY (https://www.google.com/maps/place/841%20BROADWAY, NEW%20YORK, NY)	Graph	1	\$110,000.00	\$110,000.00	\$110,000.00	\$110,000.00
Totals	Graph	2	\$251,560.50	\$110,000.00	\$110,000.00	\$393,121.00

Employer Name/Worksite Address	Graph	Count	Mean Wage	Median Wage	Lowest Wage	Highest Wage
INDUS GROUP, INC., 841 BROADWAY AVENUE, NEW YORK, NY (https://www.google.com/maps/place/841%20BROADWAY%20AVENUE, NEW%20YORK, NY)	Graph	2	\$136,500.00	\$65,000.00	\$65,000.00	\$208,000.00
BESEN AINSIE LLC, 841 BROADWAY, NEW YORK, NY (https://www.google.com/maps/place/841%20BROADWAY, NEW%20YORK, NY)	Graph	6	\$164,686.83	\$110,000.00	\$80,000.00	\$393,121.00
Totals	Graph	8	\$157,640.13	\$110,000.00	\$65,000.00	\$393,121.00

Latitude: 40.734194 Longitude: -73.991631

Employer Name/Employer Address	Graph	Count	Mean Wage	Median Wage	Lowest Wage	Highest Wage
TRECE CORP., 54 EAST 13TH STREET, NEW YORK, NY (https://www.google.com/maps/place/54%20EAST%2013TH%20STREET, NEW%20YORK, NY)	Graph	1	\$58,198.40	\$58,198.40	\$58,198.40	\$58,198.40
Totals	Graph	1	\$58,198.40	\$58,198.40	\$58,198.40	\$58,198.40

Employer Name/Worksite Address	Graph	Count	Mean Wage	Median Wage	Lowest Wage	Highest Wage
TRECE CORP., 54 EAST 13TH STREET, NEW YORK, NY (https://www.google.com/maps/place/54%20EAST%2013TH%20STREET, NEW%20YORK, NY)	Graph	1	\$58,198.40	\$58,198.40	\$58,198.40	\$58,198.40
Totals	Graph	1	\$58,198.40	\$58,198.40	\$58,198.40	\$58,198.40

Latitude: 40.734256 Longitude: -73.660796

Employer Name/Employer Address	Graph	Count	Mean Wage	Median Wage	Lowest Wage	Highest Wage
MEDSTARTR INC., 218 NASSAU BLVD., GARDEN CITY, NY (https://www.google.com/maps/place/218%20NASSAU%20BLVD.,GARDEN%20CITY,NY)	Graph	1	\$109,200.00	\$109,200.00	\$109,200.00	\$109,200.00
Totals	Graph	1	\$109,200.00	\$109,200.00	\$109,200.00	\$109,200.00

Employer Name/Worksite Address	Graph	Count	Mean Wage	Median Wage	Lowest Wage	Highest Wage
MEDSTARTR INC., 218 NASSAU BLVD., GARDEN CITY, NY (https://www.google.com/maps/place/218%20NASSAU%20BLVD.,GARDEN%20CITY,NY)	Graph	1	\$109,200.00	\$109,200.00	\$109,200.00	\$109,200.00
Totals	Graph	1	\$109,200.00	\$109,200.00	\$109,200.00	\$109,200.00

Latitude: 40.734302 Longitude: -73.997732

Employer Name/Employer Address	Graph	Count	Mean Wage	Median Wage	Lowest Wage	Highest Wage
CREATE AND PRODUCE INC., 68 WEST 10TH STREET, #31, NEW YORK, NY (https://www.google.com/maps/place/68%20WEST%2010TH%20STREET,%20#31,NEW%20YORK,NY)	Graph	1	\$49,000.00	\$49,000.00	\$49,000.00	\$49,000.00
Totals	Graph	1	\$49,000.00	\$49,000.00	\$49,000.00	\$49,000.00

Employer Name/Worksite Address	Graph	Count	Mean Wage	Median Wage	Lowest Wage	Highest Wage
CREATE AND PRODUCE INC., 68 WEST 10TH STREET, #31, NEW YORK, NY (https://www.google.com/maps/place/68%20WEST%2010TH%20STREET,%20#31,NEW%20YORK,NY)	Graph	1	\$49,000.00	\$49,000.00	\$49,000.00	\$49,000.00
Totals	Graph	1	\$49,000.00	\$49,000.00	\$49,000.00	\$49,000.00

Latitude: 40.734341 Longitude: -73.614747

Employer Name/Employer Address	Graph	Count	Mean Wage	Median Wage	Lowest Wage	Highest Wage
EZ TAX RETURN.COM LLC, 100 RING ROAD WEST, GARDEN CITY, NY (https://www.google.com/maps/place/100%20RING%20ROAD%20WEST,GARDEN%20CITY,NY)	Graph	1	\$87,000.00	\$87,000.00	\$87,000.00	\$87,000.00
PRAVEEN GAJARIA CPA PC, 100 RING ROAD, GARDEN CITY, NY (https://www.google.com/maps/place/100%20RING%20ROAD,GARDEN%20CITY,NY)	Graph	1	\$57,000.00	\$57,000.00	\$57,000.00	\$57,000.00
KK MEHTA CPA ASSOCIATES PLLC, 100 RING ROAD, GARDEN CITY, NY (https://www.google.com/maps/place/100%20RING%20ROAD,GARDEN%20CITY,NY)	Graph	11	\$61,861.82	\$57,000.00	\$57,000.00	\$90,000.00
Totals	Graph	13	\$63,421.54	\$57,000.00	\$57,000.00	\$90,000.00

Employer Name/Worksite Address	Graph	Count	Mean Wage	Median Wage	Lowest Wage	Highest Wage
KK MEHTA CPA ASSOCIATES PLLC, 100 RING ROAD, GARDEN CITY, NY (https://www.google.com/maps/place/100%20RING%20ROAD,GARDEN%20CITY,NY)	Graph	12	\$61,456.67	\$57,000.00	\$57,000.00	\$90,000.00
Totals	Graph	12	\$61,456.67	\$57,000.00	\$57,000.00	\$90,000.00

Latitude: 40.734421 Longitude: -73.985915

Employer Name/Employer Address	Graph	Count	Mean Wage	Median Wage	Lowest Wage	Highest Wage
FRIENDS SEMINARY, 222 EAST 16TH STREET, NEW YORK, NY (https://www.google.com/maps/place/222%20EAST%2016TH%20STREET,NEW%20YORK,NY)	Graph	1	\$57,000.00	\$57,000.00	\$57,000.00	\$57,000.00
Totals	Graph	1	\$57,000.00	\$57,000.00	\$57,000.00	\$57,000.00

Employer Name/Worksite Address	Graph	Count	Mean Wage	Median Wage	Lowest Wage	Highest Wage
--------------------------------	-------	-------	-----------	-------------	-------------	--------------

Employer Name/Worksite Address	Graph	Count	Mean Wage	Median Wage	Lowest Wage	Highest Wage
FRIENDS SEMINARY, 222 EAST 16TH STREET, NEW YORK, NY (https://www.google.com/maps/place/222%20EAST%2016TH%20STREET,NEW%20YORK,NY)	Graph	1	\$57,000.00	\$57,000.00	\$57,000.00	\$57,000.00
Totals	Graph	1	\$57,000.00	\$57,000.00	\$57,000.00	\$57,000.00

Latitude: 40.734562 Longitude: -74.004953

Employer Name/Employer Address	Graph	Count	Mean Wage	Median Wage	Lowest Wage	Highest Wage
VARTA,LLC, 102 CHARLES STREET, NEW YORK, NY (https://www.google.com/maps/place/102%20CHARLES%20STREET,NEW%20YORK,NY)	Graph	1	\$120,473.60	\$120,473.60	\$120,473.60	\$120,473.60
Totals	Graph	1	\$120,473.60	\$120,473.60	\$120,473.60	\$120,473.60

Employer Name/Worksite Address	Graph	Count	Mean Wage	Median Wage	Lowest Wage	Highest Wage
VARTA,LLC, 102 CHARLES STREET, NEW YORK, NY (https://www.google.com/maps/place/102%20CHARLES%20STREET,NEW%20YORK,NY)	Graph	1	\$120,473.60	\$120,473.60	\$120,473.60	\$120,473.60
Totals	Graph	1	\$120,473.60	\$120,473.60	\$120,473.60	\$120,473.60

Latitude: 40.734724 Longitude: -73.990847

Employer Name/Employer Address	Graph	Count	Mean Wage	Median Wage	Lowest Wage	Highest Wage
LCM COMMODITIES LLC, 853 BROADWAY, NEW YORK, NY (https://www.google.com/maps/place/853%20BROADWAY,NEW%20YORK,NY)	Graph	1	\$50,000.00	\$50,000.00	\$50,000.00	\$50,000.00
MEDIA IQ DIGITAL NORTH AMERICA INC, 853 BROADWAY, NEW YORK, NY (https://www.google.com/maps/place/853%20BROADWAY,NEW%20YORK,NY)	Graph	3	\$59,333.33	\$53,000.00	\$50,000.00	\$75,000.00
Totals	Graph	4	\$57,000.00	\$50,000.00	\$50,000.00	\$75,000.00

Employer Name/Worksite Address	Graph	Count	Mean Wage	Median Wage	Lowest Wage	Highest Wage
MEDIA IQ DIGITAL NORTH AMERICA INC, 853 BROADWAY, NEW YORK, NY (https://www.google.com/maps/place/853%20BROADWAY,NEW%20YORK,NY)	Graph	8	\$93,500.00	\$75,000.00	\$50,000.00	\$160,000.00
Totals	Graph	8	\$93,500.00	\$75,000.00	\$50,000.00	\$160,000.00

Latitude: 40.734793 Longitude: -73.994415

Employer Name/Employer Address	Graph	Count	Mean Wage	Median Wage	Lowest Wage	Highest Wage
VANTAGE COMMODITIES FINANCIAL SERVICES, LLC, 55 FIFTH AVE, NEW YORK, NY (https://www.google.com/maps/place/55%20FIFTH%20AVE,NEW%20YORK,NY)	Graph	1	\$120,000.00	\$120,000.00	\$120,000.00	\$120,000.00
COSNOVA INC., 55 FIFTH AVENUE, NEW YORK, NY (https://www.google.com/maps/place/55%20FIFTH%20AVENUE,NEW%20YORK,NY)	Graph	2	\$177,000.00	\$48,000.00	\$48,000.00	\$306,000.00
Totals	Graph	3	\$158,000.00	\$120,000.00	\$48,000.00	\$306,000.00

Employer Name/Worksite Address	Graph	Count	Mean Wage	Median Wage	Lowest Wage	Highest Wage
C2 SPECIAL SITUATIONS GROUP LLC, 55 FIFTH AVENUE, 13TH FLOOR, NY (https://www.google.com/maps/place/55%20FIFTH%20AVENUE,13TH%20FLOOR,NY)	Graph	1	\$50,000.00	\$50,000.00	\$50,000.00	\$50,000.00
RONIN CAPITAL, LLC, 55 5TH AVE, NEW YORK, NY (https://www.google.com/maps/place/55%205TH%20AVE,NEW%20YORK,NY)	Graph	1	\$85,000.00	\$85,000.00	\$85,000.00	\$85,000.00
RONIN CAPITAL, LLC, 55 W 5TH AVE, NEW YORK, NY (https://www.google.com/maps/place/55%20W%205TH%20AVE,NEW%20YORK,NY)	Graph	1	\$120,000.00	\$120,000.00	\$120,000.00	\$120,000.00

Employer Name/Worksite Address	Graph	Count	Mean Wage	Median Wage	Lowest Wage	Highest Wage
VANTAGE COMMODITIES FINANCIAL SERVICES, LLC, 55 FIFTH AVE, NEW YORK, NY (https://www.google.com/maps/place/55%20FIFTH%20AVE,NEW%20YORK,NY)	Graph	1	\$120,000.00	\$120,000.00	\$120,000.00	\$120,000.00
COSNOVA INC., 55 FIFTH AVENUE, NEW YORK, NY (https://www.google.com/maps/place/55%20FIFTH%20AVENUE,NEW%20YORK,NY)	Graph	4	\$113,500.00	\$50,000.00	\$48,000.00	\$306,000.00
Totals	Graph	8	\$103,625.00	\$50,000.00	\$48,000.00	\$306,000.00

Latitude: 40.734857 Longitude: -74.004873

Employer Name/Worksite Address	Graph	Count	Mean Wage	Median Wage	Lowest Wage	Highest Wage
KIELY ROWAN NY, INC., 372 BLEECKER STREET, NEW YORK, NY (https://www.google.com/maps/place/372%20BLEECKER%20STREET,NEW%20YORK,NY)	Graph	1	\$47,500.00	\$47,500.00	\$47,500.00	\$47,500.00
Totals	Graph	1	\$47,500.00	\$47,500.00	\$47,500.00	\$47,500.00

Employer Name/Worksite Address	Graph	Count	Mean Wage	Median Wage	Lowest Wage	Highest Wage
KIELY ROWAN NY, INC., 372 BLEECKER STREET, NEW YORK, NY (https://www.google.com/maps/place/372%20BLEECKER%20STREET,NEW%20YORK,NY)	Graph	1	\$47,500.00	\$47,500.00	\$47,500.00	\$47,500.00
Totals	Graph	1	\$47,500.00	\$47,500.00	\$47,500.00	\$47,500.00

Latitude: 40.735008 Longitude: -73.998633

Employer Name/Worksite Address	Graph	Count	Mean Wage	Median Wage	Lowest Wage
NIELSEN AUDIO, INC., 675 AVENUE OF THE AMERICAS, NEW YORK, NY (https://www.google.com/maps/place/675%20AVENUE%20OF%20THE%20AMERICAS,NEW%20YORK,NY)	Graph	1	\$102,500.00	\$102,500.00	\$102,500.00
VTECH, LLC, 675 AVE OF THE AMERICAS, 5TH FLOOR, NEW YORK, NY (https://www.google.com/maps/place/675%20AVE%20OF%20THE%20AMERICAS,%205TH%20FLOOR,NEW%20YORK,NY)	Graph	1	\$60,000.00	\$60,000.00	\$60,000.00
Totals	Graph	2	\$81,250.00	\$60,000.00	\$60,000.00

Latitude: 40.735158 Longitude: -73.987834

Employer Name/Worksite Address	Graph	Count	Mean Wage	Median Wage	Lowest Wage	Highest Wage
INNOVID INC., 30 IRVING PLACE, NEW YORK, NY (https://www.google.com/maps/place/30%20IRVING%20PLACE,NEW%20YORK,NY)	Graph	1	\$47,000.00	\$47,000.00	\$47,000.00	\$47,000.00
Totals	Graph	1	\$47,000.00	\$47,000.00	\$47,000.00	\$47,000.00

Employer Name/Worksite Address	Graph	Count	Mean Wage	Median Wage	Lowest Wage	Highest Wage
INNOVID INC., 30 IRVING PLACE, NEW YORK, NY (https://www.google.com/maps/place/30%20IRVING%20PLACE,NEW%20YORK,NY)	Graph	1	\$47,000.00	\$47,000.00	\$47,000.00	\$47,000.00
Totals	Graph	1	\$47,000.00	\$47,000.00	\$47,000.00	\$47,000.00

Latitude: 40.7352 Longitude: -74.000627

Employer Name/Worksite Address	Graph	Count	Mean Wage	Median Wage	Lowest Wage	Highest Wage
YOUNG MEDIA LLC, 8 CHARLES STREET, NEW YORK, NY (https://www.google.com/maps/place/8%20CHARLES%20STREET,NEW%20YORK,NY)	Graph	1	\$52,000.00	\$52,000.00	\$52,000.00	\$52,000.00
Totals	Graph	1	\$52,000.00	\$52,000.00	\$52,000.00	\$52,000.00

Employer Name/Worksite Address	Graph	Count	Mean Wage	Median Wage	Lowest Wage	Highest Wage
YOUNG MEDIA LLC, 8 CHARLES STREET, NEW YORK, NY (https://www.google.com/maps/place/8%20CHARLES%20STREET,NEW%20YORK,NY)	Graph	1	\$52,000.00	\$52,000.00	\$52,000.00	\$52,000.00
Totals	Graph	1	\$52,000.00	\$52,000.00	\$52,000.00	\$52,000.00

Latitude: 40.735236 Longitude: -73.98794

Employer Name/Employer Address	Graph	Count	Mean Wage	Median Wage	Lowest Wage	Highest Wage
AURIGA CAPITAL MANAGEMENT, LLC, 33 IRVING PLACE, NEW YORK, NY (https://www.google.com/maps/place/33%20IRVING%20PLACE,NEW%20YORK,NY)	Graph	1	\$65,749.00	\$65,749.00	\$65,749.00	\$65,749.00
BAI COMMUNICATIONS US LLC, 33 IRVING PLACE, NEW YORK, NY (https://www.google.com/maps/place/33%20IRVING%20PLACE,NEW%20YORK,NY)	Graph	1	\$95,160.00	\$95,160.00	\$95,160.00	\$95,160.00
BAI NORTHEAST US TRANSIT LLC, 33 IRVING PLACE, NEW YORK, NY (https://www.google.com/maps/place/33%20IRVING%20PLACE,NEW%20YORK,NY)	Graph	1	\$225,000.00	\$225,000.00	\$225,000.00	\$225,000.00
CONTEXT BASED 4 CASTING, INC., 33 IRVING PLACE, 3RD FLOOR, NEW YORK, NY (https://www.google.com/maps/place/33%20IRVING%20PLACE,%203RD%20FLOOR,NEW%20YORK,NY)	Graph	1	\$50,000.00	\$50,000.00	\$50,000.00	\$50,000.00
EYEOTA USA INC., 33 IRVING PLACE, NEW YORK CITY, NY (https://www.google.com/maps/place/33%20IRVING%20PLACE,NEW%20YORK%20CITY,NY)	Graph	1	\$65,000.00	\$65,000.00	\$65,000.00	\$65,000.00
GIDDY APPS INC., 33 IRVING PLACE, NEW YORK, NY (https://www.google.com/maps/place/33%20IRVING%20PLACE,NEW%20YORK,NY)	Graph	1	\$90,000.00	\$90,000.00	\$90,000.00	\$90,000.00
INSTADOC, INC., 33 IRVING PLACE, NEW YORK, NY (https://www.google.com/maps/place/33%20IRVING%20PLACE,NEW%20YORK,NY)	Graph	1	\$91,562.00	\$91,562.00	\$91,562.00	\$91,562.00
PARSLEY HEALTH, INC., 33 IRVING PLACE, NEW YORK, NY (https://www.google.com/maps/place/33%20IRVING%20PLACE,NEW%20YORK,NY)	Graph	1	\$120,000.00	\$120,000.00	\$120,000.00	\$120,000.00
PIVMO INC., 33 IRVING PLACE, 3RD FLOOR, NEW YORK, NY (https://www.google.com/maps/place/33%20IRVING%20PLACE,%203RD%20FLOOR,NEW%20YORK,NY)	Graph	1	\$46,675.00	\$46,675.00	\$46,675.00	\$46,675.00
ROOM! INC, 33 IRVING PLACE, NEW YORK, NY (https://www.google.com/maps/place/33%20IRVING%20PLACE,NEW%20YORK,NY)	Graph	1	\$60,000.00	\$60,000.00	\$60,000.00	\$60,000.00
THE FREEDOM FUND, 33 IRVING PLACE, NEW YORK, NY (https://www.google.com/maps/place/33%20IRVING%20PLACE,NEW%20YORK,NY)	Graph	1	\$208,187.00	\$208,187.00	\$208,187.00	\$208,187.00
THE SUMMIT SERIES LLC, 33 IRVING PLACE, NEW YORK, NY (https://www.google.com/maps/place/33%20IRVING%20PLACE,NEW%20YORK,NY)	Graph	1	\$175,000.00	\$175,000.00	\$175,000.00	\$175,000.00
UNLIMITED LABS, 33 IRVING PLACE, NEW YORK, NY (https://www.google.com/maps/place/33%20IRVING%20PLACE,NEW%20YORK,NY)	Graph	1	\$110,000.00	\$110,000.00	\$110,000.00	\$110,000.00
SEGOVIA TECHNOLOGY CO., 33 IRVING PLACE, NEW YORK, NY (https://www.google.com/maps/place/33%20IRVING%20PLACE,NEW%20YORK,NY)	Graph	2	\$124,994.40	\$100,000.00	\$100,000.00	\$149,988.80
THASOS GROUP, INC., 33 IRVING PLACE, NEW YORK, NY (https://www.google.com/maps/place/33%20IRVING%20PLACE,NEW%20YORK,NY)	Graph	2	\$119,258.50	\$93,517.00	\$93,517.00	\$145,000.00
ZONVON VENTURES, LLC, 33 IRVING PLACE, NEW YORK, NY (https://www.google.com/maps/place/33%20IRVING%20PLACE,NEW%20YORK,NY)	Graph	2	\$66,000.00	\$66,000.00	\$66,000.00	\$66,000.00
UNICAREER LLC, 33 IRVING PLACE, NEW YORK, NY (https://www.google.com/maps/place/33%20IRVING%20PLACE,NEW%20YORK,NY)	Graph	6	\$46,026.83	\$40,414.40	\$38,771.00	\$55,764.80
ROKT CORPORATION, 33 IRVING PL., NEW YORK, NY (https://www.google.com/maps/place/33%20IRVING%20PL.,NEW%20YORK,NY)	Graph	7	\$135,871.43	\$126,500.00	\$50,000.00	\$249,600.00
Totals	Graph	32	\$101,565.62	\$80,000.00	\$38,771.00	\$249,600.00

Employer Name/Worksite Address	Graph	Count	Mean Wage	Median Wage	Lowest Wage	Highest Wage
CONTEXT BASED 4 CASTING, INC., 33 IRVING PLACE, 33RD FLOOR, NEW YORK, NY (https://www.google.com/maps/place/33%20IRVING%20PLACE,%2033RD%20FLOOR,NEW%20YORK,NY)	Graph	1	\$50,000.00	\$50,000.00	\$50,000.00	\$50,000.00
EYEOTA USA INC., 33 IRVING PLACE, NEW YORK CITY, NY (https://www.google.com/maps/place/33%20IRVING%20PLACE,NEW%20YORK%20CITY,NY)	Graph	1	\$65,000.00	\$65,000.00	\$65,000.00	\$65,000.00
ROKT CORPORATION, 33 IRVING PL., NEW YORK, NY (https://www.google.com/maps/place/33%20IRVING%20PL.,NEW%20YORK,NY)	Graph	8	\$127,932.88	\$80,000.00	\$50,000.00	\$249,600.00
GIDDY APPS INC., 33 IRVING PLACE, NEW YORK, NY (https://www.google.com/maps/place/33%20IRVING%20PLACE,NEW%20YORK,NY)	Graph	29	\$94,809.83	\$91,562.00	\$38,771.00	\$225,000.00

Employer Name/Worksite Address	Graph	Count	Mean Wage	Median Wage	Lowest Wage	Highest Wage
Totals	Graph	39	\$99,690.97	\$90,000.00	\$38,771.00	\$249,600.00

Latitude: 40.735306 Longitude: -73.989646

Employer Name/Worksite Address	Graph	Count	Mean Wage	Median Wage	Lowest Wage	Highest Wage
DM SERVICES INC, 101 EAST 15TH STREET, NEW YORK, NY (https://www.google.com/maps/place/101%20EAST%2015TH%20STREET,NEW%20YORK,NY)	Graph	1	\$103,600.00	\$103,600.00	\$103,600.00	\$103,600.00
THE LEAGUE OF OFF-BROADWAY THEATRES AND PRODUCERS, INC., 101 E. 15TH ST., NEW YORK, NY (https://www.google.com/maps/place/101%20E.%2015TH%20ST.,NEW%20YORK,NY)	Graph	1	\$62,200.00	\$62,200.00	\$62,200.00	\$62,200.00
Totals	Graph	2	\$82,900.00	\$62,200.00	\$62,200.00	\$103,600.00

Employer Name/Worksite Address	Graph	Count	Mean Wage	Median Wage	Lowest Wage	Highest Wage
DM SERVICES INC, 101 EAST 15TH STREET, NEW YORK, NY (https://www.google.com/maps/place/101%20EAST%2015TH%20STREET,NEW%20YORK,NY)	Graph	1	\$103,600.00	\$103,600.00	\$103,600.00	\$103,600.00
THE LEAGUE OF OFF-BROADWAY THEATRES AND PRODUCERS, INC., 101 E. 15TH ST., NEW YORK, NY (https://www.google.com/maps/place/101%20E.%2015TH%20ST.,NEW%20YORK,NY)	Graph	1	\$62,200.00	\$62,200.00	\$62,200.00	\$62,200.00
Totals	Graph	2	\$82,900.00	\$62,200.00	\$62,200.00	\$103,600.00

Latitude: 40.73535 Longitude: -73.984148

Employer Name/Worksite Address	Graph	Count	Mean Wage	Median Wage	Lowest Wage	Highest Wage
LINDER NEW YORK LLC, 237 EAST 18TH STREET, NEW YORK, NY (https://www.google.com/maps/place/237%20EAST%2018TH%20STREET,NEW%20YORK,NY)	Graph	1	\$43,680.00	\$43,680.00	\$43,680.00	\$43,680.00
Totals	Graph	1	\$43,680.00	\$43,680.00	\$43,680.00	\$43,680.00

Employer Name/Worksite Address	Graph	Count	Mean Wage	Median Wage	Lowest Wage	Highest Wage
LINDER NEW YORK LLC, 237 EAST 18TH STREET, NEW YORK, NY (https://www.google.com/maps/place/237%20EAST%2018TH%20STREET,NEW%20YORK,NY)	Graph	1	\$43,680.00	\$43,680.00	\$43,680.00	\$43,680.00
Totals	Graph	1	\$43,680.00	\$43,680.00	\$43,680.00	\$43,680.00

Latitude: 40.735351 Longitude: -73.876097

Employer Name/Worksite Address	Graph	Count	Mean Wage	Median Wage	Lowest Wage	Highest Wage
VXL MEDICAL CARE PC, 87-20 QUEENS BOULEVARD, ELMHURST, NY (https://www.google.com/maps/place/87-20%20QUEENS%20BOULEVARD,ELMHURST,NY)	Graph	1	\$82,388.80	\$82,388.80	\$82,388.80	\$82,388.80
Totals	Graph	1	\$82,388.80	\$82,388.80	\$82,388.80	\$82,388.80

Employer Name/Worksite Address	Graph	Count	Mean Wage	Median Wage	Lowest Wage	Highest Wage
VXL MEDICAL CARE PC, 87-20 QUEENS BOULEVARD, ELMHURST, NY (https://www.google.com/maps/place/87-20%20QUEENS%20BOULEVARD,ELMHURST,NY)	Graph	1	\$82,388.80	\$82,388.80	\$82,388.80	\$82,388.80
Totals	Graph	1	\$82,388.80	\$82,388.80	\$82,388.80	\$82,388.80

Latitude: 40.73537 Longitude: -73.98817

Employer Name/Worksite Address	Graph	Count	Mean Wage	Median Wage	Lowest Wage	Highest Wage
--------------------------------	-------	-------	-----------	-------------	-------------	--------------

ASTRAEA FOUNDATION INC, 116 EAST 16TH STREET, 7TH FLOOR, NEW YORK, NY (https://www.google.com/maps/place/116%20EAST%2016TH%20STREET,%207TH%20FLOOR,NEW%20YORK,NY)	Graph	1	\$77,800.00	\$77,800.00	\$77,800.00	\$77,800.00
C&G PARTNERS LLC, 116 EAST 16TH STREET, 10TH FLOOR, NEW YORK, NY (https://www.google.com/maps/place/116%20EAST%2016TH%20STREET,%2010TH%20FLOOR,NEW%20YORK,NY)	Graph	1	\$68,889.60	\$68,889.60	\$68,889.60	\$68,889.60
RENAISSANCE MACRO RESEARCH LLC, 116 EAST 16TH STREET, NEW YORK, NY (https://www.google.com/maps/place/116%20EAST%2016TH%20STREET,NEW%20YORK,NY)	Graph	1	\$75,000.00	\$75,000.00	\$75,000.00	\$75,000.00
Totals	Graph	3	\$73,896.53	\$75,000.00	\$68,889.60	\$77,800.00

Employer Name/Worksite Address	Graph	Count	Mean Wage	Median Wage	Lowest Wage	Highest Wage
ASTRAEA FOUNDATION INC, 116 EAST 16TH STREET, 7TH FLOOR, NEW YORK, NY (https://www.google.com/maps/place/116%20EAST%2016TH%20STREET,%207TH%20FLOOR,NEW%20YORK,NY)	Graph	1	\$77,800.00	\$77,800.00	\$77,800.00	\$77,800.00
C&G PARTNERS LLC, 116 EAST 16TH STREET, 10TH FLOOR, NEW YORK, NY (https://www.google.com/maps/place/116%20EAST%2016TH%20STREET,%2010TH%20FLOOR,NEW%20YORK,NY)	Graph	1	\$68,889.60	\$68,889.60	\$68,889.60	\$68,889.60
RENAISSANCE MACRO RESEARCH LLC, 116 EAST 16TH STREET, NEW YORK, NY (https://www.google.com/maps/place/116%20EAST%2016TH%20STREET,NEW%20YORK,NY)	Graph	1	\$75,000.00	\$75,000.00	\$75,000.00	\$75,000.00
Totals	Graph	3	\$73,896.53	\$75,000.00	\$68,889.60	\$77,800.00

Latitude: 40.735406 Longitude: -73.989793

Employer Name/Employer Address	Graph	Count	Mean Wage	Median Wage	Lowest Wage	Highest Wage
MARILYN MODEL MANAGEMENT, INC., 32 UNION SQUARE EAST, NEW YORK, NY (https://www.google.com/maps/place/32%20UNION%20SQUARE%20EAST,NEW%20YORK,NY)	Graph	1	\$208,000.00	\$208,000.00	\$208,000.00	\$208,000.00
Totals	Graph	1	\$208,000.00	\$208,000.00	\$208,000.00	\$208,000.00

Employer Name/Worksite Address	Graph	Count	Mean Wage	Median Wage	Lowest Wage	Highest Wage
PEOPLETOMYSITE.COM LLC, 32 UNION SQUARE EAST, NEW YORK, NY (https://www.google.com/maps/place/32%20UNION%20SQUARE%20EAST,NEW%20YORK,NY)	Graph	1	\$50,000.00	\$50,000.00	\$50,000.00	\$50,000.00
Totals	Graph	1	\$50,000.00	\$50,000.00	\$50,000.00	\$50,000.00

Latitude: 40.735447 Longitude: -73.991624

Employer Name/Employer Address	Graph	Count	Mean Wage	Median Wage	Lowest Wage	Highest Wage
ROCKWELL ARCHITECTURE,PLANNING AND DESIGN P.C., 5 UNION SQUARE WEST, NEW YORK, NY (https://www.google.com/maps/place/5%20UNION%20SQUARE%20WEST,NEW%20YORK,NY)	Graph	1	\$87,000.00	\$87,000.00	\$87,000.00	\$87,000.00
ROCKWELL ARCHITECTURE, PLANNING AND DESIGN, P.C., 5 UNION SQUARE WEST, NEW YORK, NY (https://www.google.com/maps/place/5%20UNION%20SQUARE%20WEST,NEW%20YORK,NY)	Graph	3	\$71,666.67	\$70,000.00	\$65,000.00	\$80,000.00
ROCKWELL ARCHITECTURE, PLANNING AND DESIGN, P.C., 5 UNION SQUARE WEST, NEW YORK, NY (https://www.google.com/maps/place/5%20UNION%20SQUARE%20WEST,NEW%20YORK,NY)	Graph	4	\$53,750.00	\$55,000.00	\$40,000.00	\$65,000.00
Totals	Graph	8	\$64,625.00	\$65,000.00	\$40,000.00	\$87,000.00

Employer Name/Worksite Address	Graph	Count	Mean Wage	Median Wage	Lowest Wage	Highest Wage
ROCKWELL ARCHITECTURE,PLANNING AND DESIGN P.C., 5 UNION SQUARE WEST, NEW YORK, NY (https://www.google.com/maps/place/5%20UNION%20SQUARE%20WEST,NEW%20YORK,NY)	Graph	8	\$64,625.00	\$65,000.00	\$40,000.00	\$87,000.00
Totals	Graph	8	\$64,625.00	\$65,000.00	\$40,000.00	\$87,000.00

Latitude: 40.735481 Longitude: -73.881126

Employer Name/Worksite Address	Graph	Count	Mean Wage	Median Wage	Lowest Wage	Highest Wage
TIMES BUILDING ENGINEERING SERVICES PC, 85-34 GRAND AVE, ELMHURST, NY (https://www.google.com/maps/place/85-34%20GRAND%20AVE,ELMHURST,NY)	Graph	4	\$62,171.20	\$62,171.20	\$62,171.20	\$62,171.20
Totals	Graph	4	\$62,171.20	\$62,171.20	\$62,171.20	\$62,171.20

Latitude: 40.735494 Longitude: -73.860682

Employer Name/Worksite Address	Graph	Count	Mean Wage	Median Wage	Lowest Wage	Highest Wage
HAPPY DRAGON OF NEW YORK, INC., 98-25 HORACE HARDING EXPRESSWAY, CORONA, NY (https://www.google.com/maps/place/98-25%20HORACE%20HARDING%20EXPRESSWAY,CORONA,NY)	Graph	1	\$95,784.00	\$95,784.00	\$95,784.00	\$95,784.00
Totals	Graph	1	\$95,784.00	\$95,784.00	\$95,784.00	\$95,784.00

Employer Name/Worksite Address	Graph	Count	Mean Wage	Median Wage	Lowest Wage	Highest Wage
HAPPY DRAGON OF NEW YORK, INC., 98-25 HORACE HARDING EXPRESSWAY, CORONA, NY (https://www.google.com/maps/place/98-25%20HORACE%20HARDING%20EXPRESSWAY,CORONA,NY)	Graph	1	\$95,784.00	\$95,784.00	\$95,784.00	\$95,784.00
Totals	Graph	1	\$95,784.00	\$95,784.00	\$95,784.00	\$95,784.00

Latitude: 40.735525 Longitude: -73.688492

Employer Name/Worksite Address	Graph	Count	Mean Wage	Median Wage	Lowest Wage	Highest Wage
VALEU GROUP, INC., 470 LAKEVILLE ROAD, NEW HYDE PARK, NY (https://www.google.com/maps/place/470%20LAKEVILLE%20ROAD,NEW%20HYDE%20PARK,NY)	Graph	1	\$54,600.00	\$54,600.00	\$54,600.00	\$54,600.00
Totals	Graph	1	\$54,600.00	\$54,600.00	\$54,600.00	\$54,600.00

Employer Name/Worksite Address	Graph	Count	Mean Wage	Median Wage	Lowest Wage	Highest Wage
VALEU GROUP, INC., 470 LAKEVILLE ROAD, NEW HYDE PARK, NY (https://www.google.com/maps/place/470%20LAKEVILLE%20ROAD,NEW%20HYDE%20PARK,NY)	Graph	1	\$54,600.00	\$54,600.00	\$54,600.00	\$54,600.00
Totals	Graph	1	\$54,600.00	\$54,600.00	\$54,600.00	\$54,600.00

Latitude: 40.735549 Longitude: -73.674496

Employer Name/Worksite Address	Graph	Count	Mean Wage	Median Wage	Lowest Wage	Highest Wage
M & J ENGINEERING, P.C., 2003 JERICHO TPKE., NEW HYDE PARK, NY (https://www.google.com/maps/place/2003%20JERICHO%20TPKE.,NEW%20HYDE%20PARK,NY)	Graph	2	\$109,000.00	\$90,000.00	\$90,000.00	\$128,000.00
Totals	Graph	2	\$109,000.00	\$90,000.00	\$90,000.00	\$128,000.00

Employer Name/Worksite Address	Graph	Count	Mean Wage	Median Wage	Lowest Wage	Highest Wage
M & J ENGINEERING, P.C., 2003 JERICHO TPKE., NEW HYDE PARK, NY (https://www.google.com/maps/place/2003%20JERICHO%20TPKE.,NEW%20HYDE%20PARK,NY)	Graph	1	\$128,000.00	\$128,000.00	\$128,000.00	\$128,000.00
Totals	Graph	1	\$128,000.00	\$128,000.00	\$128,000.00	\$128,000.00

Latitude: 40.735566 Longitude: -73.989678

Employer Name/Worksite Address	Graph	Count	Mean Wage	Median Wage	Lowest Wage	Highest Wage
ICAHN SCHOOL OF MEDICINE AT MOUNT SINAI, 10 UNION SQUARE EAST, NEW YORK, NY (https://www.google.com/maps/place/10%20UNION%20SQUARE%20EAST,NEW%20YORK,NY)	Graph	5	\$75,091.40	\$77,457.00	\$71,543.00	\$77,457.00

Employer Name/Worksite Address	Graph	Count	Mean Wage	Median Wage	Lowest Wage	Highest Wage
Totals	Graph	5	\$75,091.40	\$77,457.00	\$71,543.00	\$77,457.00

Latitude: 40.735673 Longitude: -73.993775

Employer Name/Worksite Address	Graph	Count	Mean Wage	Median Wage	Lowest Wage	Highest Wage
STRATEGIC SOURCING EXCELLENCE LLC, 97, 5TH AVENUE, NEW YORK, NY (https://www.google.com/maps/place/97,%205TH%20AVENUE,NEW%20YORK,NY)	Graph	1	\$155,000.00	\$155,000.00	\$155,000.00	\$155,000.00
Totals	Graph	1	\$155,000.00	\$155,000.00	\$155,000.00	\$155,000.00

Latitude: 40.735722 Longitude: -74.002524

Employer Name/Employer Address	Graph	Count	Mean Wage	Median Wage	Lowest Wage	Highest Wage
PALETTE ARCHITECTURE PLLC, 31 PERRY STREET, NEW YORK, NY (https://www.google.com/maps/place/31%20PERRY%20STREET,NEW%20YORK,NY)	Graph	2	\$46,000.00	\$44,000.00	\$44,000.00	\$48,000.00
Totals	Graph	2	\$46,000.00	\$44,000.00	\$44,000.00	\$48,000.00

Employer Name/Worksite Address	Graph	Count	Mean Wage	Median Wage	Lowest Wage	Highest Wage
PALETTE ARCHITECTURE PLLC, 31 PERRY STREET, NEW YORK, NY (https://www.google.com/maps/place/31%20PERRY%20STREET,NEW%20YORK,NY)	Graph	1	\$44,000.00	\$44,000.00	\$44,000.00	\$44,000.00
Totals	Graph	1	\$44,000.00	\$44,000.00	\$44,000.00	\$44,000.00

Latitude: 40.73576 Longitude: -73.995352

Employer Name/Employer Address	Graph	Count	Mean Wage	Median Wage	Lowest Wage	Highest Wage
JEWISH ENRICHMENT CENTER, 38 WEST 13TH STREET, NEW YORK, NY (https://www.google.com/maps/place/38%20WEST%2013TH%20STREET,NEW%20YORK,NY)	Graph	1	\$55,000.00	\$55,000.00	\$55,000.00	\$55,000.00
Totals	Graph	1	\$55,000.00	\$55,000.00	\$55,000.00	\$55,000.00

Employer Name/Worksite Address	Graph	Count	Mean Wage	Median Wage	Lowest Wage	Highest Wage
JEWISH ENRICHMENT CENTER, 38 WEST 13TH STREET, NEW YORK, NY (https://www.google.com/maps/place/38%20WEST%2013TH%20STREET,NEW%20YORK,NY)	Graph	1	\$55,000.00	\$55,000.00	\$55,000.00	\$55,000.00
Totals	Graph	1	\$55,000.00	\$55,000.00	\$55,000.00	\$55,000.00

Latitude: 40.735779 Longitude: -73.936128

Employer Name/Employer Address	Graph	Count	Mean Wage	Median Wage	Lowest Wage	Highest Wage
NU-WAY HEATING & COOLING, INC., 52-15 35TH STREET, LONG ISLAND CITY, NY (https://www.google.com/maps/place/52-15%2035TH%20STREET,LONG%20ISLAND%20CITY,NY)	Graph	1	\$50,000.00	\$50,000.00	\$50,000.00	\$50,000.00
Totals	Graph	1	\$50,000.00	\$50,000.00	\$50,000.00	\$50,000.00

Employer Name/Worksite Address	Graph	Count	Mean Wage	Median Wage	Lowest Wage	Highest Wage
NU-WAY HEATING & COOLING, INC., 52-15 35TH STREET, LONG ISLAND CITY, NY (https://www.google.com/maps/place/52-15%2035TH%20STREET,LONG%20ISLAND%20CITY,NY)	Graph	1	\$50,000.00	\$50,000.00	\$50,000.00	\$50,000.00
Totals	Graph	1	\$50,000.00	\$50,000.00	\$50,000.00	\$50,000.00

Latitude: 40.7358 Longitude: -74.000724

Employer Name/Worksite Address	Graph	Count	Mean Wage	Median Wage	Lowest Wage	Highest Wage
BLUE STONE LANE HOLDINGS LLC, 55 GREENWICH AVE, NEW YORK, NY (https://www.google.com/maps/place/55%20GREENWICH%20AVE,NEW%20YORK,NY)	Graph	1	\$70,000.00	\$70,000.00	\$70,000.00	\$70,000.00
Totals	Graph	1	\$70,000.00	\$70,000.00	\$70,000.00	\$70,000.00

Latitude: 40.735806 Longitude: -73.982504

Employer Name/Employer Address	Graph	Count	Mean Wage	Median Wage	Lowest Wage	Highest Wage
CHABAD OF GRAMERCY PARK, 337 2ND AVENUE, NEW YORK, NY (https://www.google.com/maps/place/337%202ND%20AVENUE,NEW%20YORK,NY)	Graph	1	\$41,600.00	\$41,600.00	\$41,600.00	\$41,600.00
Totals	Graph	1	\$41,600.00	\$41,600.00	\$41,600.00	\$41,600.00

Employer Name/Worksite Address	Graph	Count	Mean Wage	Median Wage	Lowest Wage	Highest Wage
CHABAD OF GRAMERCY PARK, 337 2ND AVENUE, NEW YORK, NY (https://www.google.com/maps/place/337%202ND%20AVENUE,NEW%20YORK,NY)	Graph	1	\$41,600.00	\$41,600.00	\$41,600.00	\$41,600.00
Totals	Graph	1	\$41,600.00	\$41,600.00	\$41,600.00	\$41,600.00

Latitude: 40.735851 Longitude: -73.438279

Employer Name/Employer Address	Graph	Count	Mean Wage	Median Wage	Lowest Wage	Highest Wage
AIR CONDITIONING SERVICES, INC, 410 EASTERN PARKWAY, FARMINGDALE, NY (https://www.google.com/maps/place/410%20EASTERN%20PARKWAY,FARMINGDALE,NY)	Graph	1	\$45,760.00	\$45,760.00	\$45,760.00	\$45,760.00
Totals	Graph	1	\$45,760.00	\$45,760.00	\$45,760.00	\$45,760.00

Employer Name/Worksite Address	Graph	Count	Mean Wage	Median Wage	Lowest Wage	Highest Wage
AIR CONDITIONING SERVICES, INC, 410 EASTERN PARKWAY, FARMINGDALE, NY (https://www.google.com/maps/place/410%20EASTERN%20PARKWAY,FARMINGDALE,NY)	Graph	1	\$45,760.00	\$45,760.00	\$45,760.00	\$45,760.00
Totals	Graph	1	\$45,760.00	\$45,760.00	\$45,760.00	\$45,760.00

Latitude: 40.735899 Longitude: -73.995342

Employer Name/Employer Address	Graph	Count	Mean Wage	Median Wage	Lowest Wage	Highest Wage
OUTBRAIN INC., 39 W. 13TH STREET, 3RD FLOOR, NEW YORK, NY (https://www.google.com/maps/place/39%20W.%2013TH%20STREET,%203RD%20FLOOR,NEW%20YORK,NY)	Graph	1	\$72,363.00	\$72,363.00	\$72,363.00	\$72,363.00
Totals	Graph	1	\$72,363.00	\$72,363.00	\$72,363.00	\$72,363.00

Employer Name/Worksite Address	Graph	Count	Mean Wage	Median Wage	Lowest Wage	Highest Wage
OUTBRAIN INC., 39 W. 13TH STREET, 3RD FLOOR, NEW YORK, NY (https://www.google.com/maps/place/39%20W.%2013TH%20STREET,%203RD%20FLOOR,NEW%20YORK,NY)	Graph	1	\$72,363.00	\$72,363.00	\$72,363.00	\$72,363.00
Totals	Graph	1	\$72,363.00	\$72,363.00	\$72,363.00	\$72,363.00

Latitude: 40.73594 Longitude: -73.993746

Employer Name/Employer Address	Graph	Count	Mean Wage	Median Wage	Lowest Wage	Highest Wage

Employer Name/Employer Address	Graph	Count	Mean Wage	Median Wage	Lowest Wage	Highest Wage
URBAN SPACE HOLDINGS, 80 FIFTH AVENUE, NEW YORK, NY (https://www.google.com/maps/place/80%20FIFTH%20AVENUE,NEW%20YORK,NY)	Graph	1	\$96,000.00	\$96,000.00	\$96,000.00	\$96,000.00
Totals	Graph	1	\$96,000.00	\$96,000.00	\$96,000.00	\$96,000.00

Employer Name/Worksite Address	Graph	Count	Mean Wage	Median Wage	Lowest Wage	Highest Wage
URBAN SPACE HOLDINGS, 80 FIFTH AVENUE, NEW YORK, NY (https://www.google.com/maps/place/80%20FIFTH%20AVENUE,NEW%20YORK,NY)	Graph	1	\$96,000.00	\$96,000.00	\$96,000.00	\$96,000.00
Totals	Graph	1	\$96,000.00	\$96,000.00	\$96,000.00	\$96,000.00

Latitude: 40.736015 Longitude: -73.987369

Employer Name/Employer Address	Graph	Count	Mean Wage	Median Wage	Lowest Wage	Highest Wage
H.O.C. WINE, INC., 53 IRVING PLACE, NEW YORK, NY (https://www.google.com/maps/place/53%20IRVING%20PLACE,NEW%20YORK,NY)	Graph	1	\$47,000.00	\$47,000.00	\$47,000.00	\$47,000.00
Totals	Graph	1	\$47,000.00	\$47,000.00	\$47,000.00	\$47,000.00

Employer Name/Worksite Address	Graph	Count	Mean Wage	Median Wage	Lowest Wage	Highest Wage
H.O.C. WINE, INC., 53 IRVING PLACE, NEW YORK, NY (https://www.google.com/maps/place/53%20IRVING%20PLACE,NEW%20YORK,NY)	Graph	1	\$47,000.00	\$47,000.00	\$47,000.00	\$47,000.00
Totals	Graph	1	\$47,000.00	\$47,000.00	\$47,000.00	\$47,000.00

Latitude: 40.736133 Longitude: -73.991118

Employer Name/Employer Address	Graph	Count	Mean Wage	Median Wage	Lowest Wage	Highest Wage
UPDATER, INC., 19 UNION SQUARE WEST, NEW YORK, NY (https://www.google.com/maps/place/19%20UNION%20SQUARE%20WEST,NEW%20YORK,NY)	Graph	1	\$165,000.00	\$165,000.00	\$165,000.00	\$165,000.00
Totals	Graph	1	\$165,000.00	\$165,000.00	\$165,000.00	\$165,000.00

Employer Name/Worksite Address	Graph	Count	Mean Wage	Median Wage	Lowest Wage	Highest Wage
BAZAARVOICE, INC., 19 UNION SQUARE WEST, NEW YORK CITY, NY (https://www.google.com/maps/place/19%20UNION%20SQUARE%20WEST,NEW%20YORK%20CITY,NY)	Graph	1	\$75,000.00	\$75,000.00	\$75,000.00	\$75,000.00
NEWELL BRANDS INC, 19 UNION SQUARE WEST, NEW YORK, NY (https://www.google.com/maps/place/19%20UNION%20SQUARE%20WEST,NEW%20YORK,NY)	Graph	3	\$133,933.51	\$125,000.00	\$111,800.52	\$165,000.00
Totals	Graph	4	\$119,200.13	\$111,800.52	\$75,000.00	\$165,000.00

Latitude: 40.736148 Longitude: -73.994126

Employer Name/Employer Address	Graph	Count	Mean Wage	Median Wage	Lowest Wage	Highest Wage
KINY WORLD CORP, 4 WEST 14TH STREET, NEW YORK, NY (https://www.google.com/maps/place/4%20WEST%2014TH%20STREET,NEW%20YORK,NY)	Graph	1	\$103,147.20	\$103,147.20	\$103,147.20	\$103,147.20
MS. MI'S HOTPOT, INC., 4 WEST 14TH STREET, NEW YORK, NY (https://www.google.com/maps/place/4%20WEST%2014TH%20STREET,NEW%20YORK,NY)	Graph	2	\$87,724.00	\$72,300.80	\$72,300.80	\$103,147.20
Totals	Graph	3	\$92,865.07	\$103,147.20	\$72,300.80	\$103,147.20

Employer Name/Worksite Address	Graph	Count	Mean Wage	Median Wage	Lowest Wage	Highest Wage
--------------------------------	-------	-------	-----------	-------------	-------------	--------------

Employer Name/Worksite Address	Graph	Count	Mean Wage	Median Wage	Lowest Wage	Highest Wage
MS. MI'S HOTPOT, INC., 4 WEST 14TH STREET, NEW YORK, NY (https://www.google.com/maps/place/4%20WEST%2014TH%20STREET,NEW%20YORK,NY)	Graph	3	\$92,865.07	\$103,147.20	\$72,300.80	\$103,147.20
Totals	Graph	3	\$92,865.07	\$103,147.20	\$72,300.80	\$103,147.20

Latitude: 40.736269 Longitude: -73.877447

Employer Name/Worksite Address	Graph	Count	Mean Wage	Median Wage	Lowest Wage	Highest Wage
INFOCUS CONSULTING INC, 86-16 QUEENS BLVD, SUITE 205, ELMHURST, NY (https://www.google.com/maps/place/86-16%20QUEENS%20BLVD,%20SUITE%20205,ELMHURST,NY)	Graph	1	\$62,400.00	\$62,400.00	\$62,400.00	\$62,400.00
Totals	Graph	1	\$62,400.00	\$62,400.00	\$62,400.00	\$62,400.00

Employer Name/Worksite Address	Graph	Count	Mean Wage	Median Wage	Lowest Wage	Highest Wage
INFOCUS CONSULTING INC, 86-16 QUEENS BLVD, SUITE 205, ELMHURST, NY (https://www.google.com/maps/place/86-16%20QUEENS%20BLVD,%20SUITE%20205,ELMHURST,NY)	Graph	1	\$62,400.00	\$62,400.00	\$62,400.00	\$62,400.00
Totals	Graph	1	\$62,400.00	\$62,400.00	\$62,400.00	\$62,400.00

Latitude: 40.736353 Longitude: -73.917274

Employer Name/Worksite Address	Graph	Count	Mean Wage	Median Wage	Lowest Wage	Highest Wage
WHITESTONE CONSTRUCTION CORPORATION, 50-52 49TH STREET, WOODSIDE, NY (https://www.google.com/maps/place/50-52%2049TH%20STREET,WOODSIDE,NY)	Graph	1	\$63,000.00	\$63,000.00	\$63,000.00	\$63,000.00
Totals	Graph	1	\$63,000.00	\$63,000.00	\$63,000.00	\$63,000.00

Employer Name/Worksite Address	Graph	Count	Mean Wage	Median Wage	Lowest Wage	Highest Wage
WHITESTONE CONSTRUCTION CORPORATION, 50-52 49TH STREET, WOODSIDE, NY (https://www.google.com/maps/place/50-52%2049TH%20STREET,WOODSIDE,NY)	Graph	1	\$63,000.00	\$63,000.00	\$63,000.00	\$63,000.00
Totals	Graph	1	\$63,000.00	\$63,000.00	\$63,000.00	\$63,000.00

Latitude: 40.736359 Longitude: -73.990956

Employer Name/Worksite Address	Graph	Count	Mean Wage	Median Wage	Lowest Wage	Highest Wage
SUTTON PR INC., 27 UNION SQUARE WEST, SUITE 304, NEW YORK, NY (https://www.google.com/maps/place/27%20UNION%20SQUARE%20WEST,%20SUITE%20304,NEW%20YORK,NY)	Graph	2	\$44,385.50	\$38,771.00	\$38,771.00	\$50,000.00
AVAAZ FOUNDATION, 27 UNION SQUARE WEST, NEW YORK, NY (https://www.google.com/maps/place/27%20UNION%20SQUARE%20WEST,NEW%20YORK,NY)	Graph	3	\$120,245.33	\$76,000.00	\$59,736.00	\$220,000.00
Totals	Graph	5	\$89,901.40	\$59,736.00	\$38,771.00	\$220,000.00

Employer Name/Worksite Address	Graph	Count	Mean Wage	Median Wage	Lowest Wage	Highest Wage
SUTTON PR INC., 27 UNION SQUARE WEST, SUITE 304, NEW YORK, NY (https://www.google.com/maps/place/27%20UNION%20SQUARE%20WEST,%20SUITE%20304,NEW%20YORK,NY)	Graph	2	\$44,385.50	\$38,771.00	\$38,771.00	\$50,000.00
AVAAZ FOUNDATION, 27 UNION SQUARE WEST, NEW YORK, NY (https://www.google.com/maps/place/27%20UNION%20SQUARE%20WEST,NEW%20YORK,NY)	Graph	3	\$120,245.33	\$76,000.00	\$59,736.00	\$220,000.00
Totals	Graph	5	\$89,901.40	\$59,736.00	\$38,771.00	\$220,000.00

Latitude: 40.736387 Longitude: -73.993422

Employer Name/Employer Address	Graph	Count	Mean Wage	Median Wage	Lowest Wage	Highest Wage
URBAN COMPASS, INC, 90 FIFTH AVENUE, 3RD FLOOR, NEW YORK, NY (https://www.google.com/maps/place/90%20FIFTH%20AVENUE,%203RD%20FLOOR,NEW%20YORK,NY)	Graph	1	\$117,500.00	\$117,500.00	\$117,500.00	\$117,500.00
URBAN COMPASS, INC., 90 5TH AVENUE, FLOOR 3, NEW YORK, NY (https://www.google.com/maps/place/90%205TH%20AVENUE,%20FLOOR%203,NEW%20YORK,NY)	Graph	2	\$85,000.00	\$80,000.00	\$80,000.00	\$90,000.00
URBAN COMPASS, INC., 90 FIFTH AVE., NEW YORK, NY (https://www.google.com/maps/place/90%20FIFTH%20AVE.,NEW%20YORK,NY)	Graph	2	\$108,308.00	\$102,586.00	\$102,586.00	\$114,030.00
URBAN COMPASS, INC., 90 FIFTH AVENUE, NEW YORK, NY (https://www.google.com/maps/place/90%20FIFTH%20AVENUE,NEW%20YORK,NY)	Graph	3	\$102,603.33	\$111,405.00	\$85,000.00	\$111,405.00
Totals	Graph	8	\$101,490.75	\$102,586.00	\$80,000.00	\$117,500.00

Employer Name/Worksite Address	Graph	Count	Mean Wage	Median Wage	Lowest Wage	Highest Wage
URBAN COMPASS, INC, 90 FIFTH AVENUE, 3RD FLOOR, NEW YORK, NY (https://www.google.com/maps/place/90%20FIFTH%20AVENUE,%203RD%20FLOOR,NEW%20YORK,NY)	Graph	1	\$117,500.00	\$117,500.00	\$117,500.00	\$117,500.00
URBAN COMPASS, INC., 90 FIFTH AVE., NEW YORK, NY (https://www.google.com/maps/place/90%20FIFTH%20AVE.,NEW%20YORK,NY)	Graph	1	\$114,030.00	\$114,030.00	\$114,030.00	\$114,030.00
URBAN COMPASS, INC., 90 5TH AVENUE, FLOOR 3, NEW YORK, NY (https://www.google.com/maps/place/90%205TH%20AVENUE,%20FLOOR%203,NEW%20YORK,NY)	Graph	2	\$85,000.00	\$80,000.00	\$80,000.00	\$90,000.00
URBAN COMPASS, INC., 90 FIFTH AVENUE, NEW YORK, NY (https://www.google.com/maps/place/90%20FIFTH%20AVENUE,NEW%20YORK,NY)	Graph	3	\$102,603.33	\$111,405.00	\$85,000.00	\$111,405.00
Totals	Graph	7	\$101,334.29	\$111,405.00	\$80,000.00	\$117,500.00

Latitude: 40.736522 Longitude: -73.711782

Employer Name/Employer Address	Graph	Count	Mean Wage	Median Wage	Lowest Wage	Highest Wage
PRAKASH CHAVDA, CPA P.C., 256-06 HILLSIDE AVE., FLORAL PARK, NY (https://www.google.com/maps/place/256-06%20HILLSIDE%20AVE.,FLORAL%20PARK,NY)	Graph	1	\$56,451.20	\$56,451.20	\$56,451.20	\$56,451.20
Totals	Graph	1	\$56,451.20	\$56,451.20	\$56,451.20	\$56,451.20

Employer Name/Worksite Address	Graph	Count	Mean Wage	Median Wage	Lowest Wage	Highest Wage
PRAKASH CHAVDA, CPA P.C., 256-06 HILLSIDE AVE., FLORAL PARK, NY (https://www.google.com/maps/place/256-06%20HILLSIDE%20AVE.,FLORAL%20PARK,NY)	Graph	1	\$56,451.20	\$56,451.20	\$56,451.20	\$56,451.20
Totals	Graph	1	\$56,451.20	\$56,451.20	\$56,451.20	\$56,451.20

Latitude: 40.736549 Longitude: -73.993141

Employer Name/Employer Address	Graph	Count	Mean Wage	Median Wage	Lowest Wage	Highest Wage
THE GATE WORLDWIDE LLC, 71 5TH AVENUE, NEW YORK, NY (https://www.google.com/maps/place/71%205TH%20AVENUE,NEW%20YORK,NY)	Graph	1	\$130,000.00	\$130,000.00	\$130,000.00	\$130,000.00
Totals	Graph	1	\$130,000.00	\$130,000.00	\$130,000.00	\$130,000.00

Employer Name/Worksite Address	Graph	Count	Mean Wage	Median Wage	Lowest Wage	Highest Wage
ALLISON & PARTNERS LLC, 71 5TH AVENUE, NEW YORK, NY (https://www.google.com/maps/place/71%205TH%20AVENUE,NEW%20YORK,NY)	Graph	2	\$92,500.00	\$55,000.00	\$55,000.00	\$130,000.00
Totals	Graph	2	\$92,500.00	\$55,000.00	\$55,000.00	\$130,000.00

Latitude: 40.736555 Longitude: -73.977787

Employer Name/Worksite Address	Graph	Count	Mean Wage	Median Wage	Lowest Wage	Highest Wage
NEW YORK UNIVERSITY SCHOOL OF MEDICINE, 423 E. 23RD STREET, NEW YORK, NY (https://www.google.com/maps/place/423%20E.%2023RD%20STREET,NEW%20YORK,NY)	Graph	1	\$51,302.00	\$51,302.00	\$51,302.00	\$51,302.00
NEW YORK UNIVERSITY, 423 EAST 23RD STREET, NEW YORK, NY (https://www.google.com/maps/place/423%20EAST%2023RD%20STREET,NEW%20YORK,NY)	Graph	5	\$73,587.82	\$75,830.00	\$49,018.11	\$85,280.00
Totals	Graph	6	\$69,873.52	\$75,830.00	\$49,018.11	\$85,280.00

Latitude: 40.736609 Longitude: -73.988897

Employer Name/Worksite Address	Graph	Count	Mean Wage	Median Wage	Lowest Wage	Highest Wage
MOUNT SINAI GENOMICS INC., 200 PARK AVENUE, NEW YORK, NY (https://www.google.com/maps/place/200%20PARK%20AVENUE,NEW%20YORK,NY)	Graph	1	\$120,000.00	\$120,000.00	\$120,000.00	\$120,000.00
Totals	Graph	1	\$120,000.00	\$120,000.00	\$120,000.00	\$120,000.00

Latitude: 40.736639 Longitude: -73.987205

Employer Name/Employer Address	Graph	Count	Mean Wage	Median Wage	Lowest Wage	Highest Wage
THE OPTIONS GROUP, INC., 121 EAST 18TH STREET, NEW YORK, NY (https://www.google.com/maps/place/121%20EAST%2018TH%20STREET,NEW%20YORK,NY)	Graph	1	\$90,000.00	\$90,000.00	\$90,000.00	\$90,000.00
THE OPTIONS GROUP INC, 121 EAST 18TH STREET, NEW YORK, NY (https://www.google.com/maps/place/121%20EAST%2018TH%20STREET,NEW%20YORK,NY)	Graph	8	\$82,852.60	\$65,000.00	\$46,820.80	\$120,000.00
Totals	Graph	9	\$83,646.76	\$90,000.00	\$46,820.80	\$120,000.00

Employer Name/Worksite Address	Graph	Count	Mean Wage	Median Wage	Lowest Wage	Highest Wage
THE OPTIONS GROUP INC, 121 EAST 18TH STREET, NEW YORK, NY (https://www.google.com/maps/place/121%20EAST%2018TH%20STREET,NEW%20YORK,NY)	Graph	3	\$63,940.27	\$55,000.00	\$46,820.80	\$90,000.00
Totals	Graph	3	\$63,940.27	\$55,000.00	\$46,820.80	\$90,000.00

Latitude: 40.736642 Longitude: -73.994874

Employer Name/Worksite Address	Graph	Count	Mean Wage	Median Wage	Lowest Wage	Highest Wage
BASE PHYSICAL THERAPY, PLLC, 47 W 14ST 5TH FLOOR, NEW YORK, NY (https://www.google.com/maps/place/47%20W%2014ST%205TH%20FLOOR,NEW%20YORK,NY)	Graph	1	\$52,000.00	\$52,000.00	\$52,000.00	\$52,000.00
Totals	Graph	1	\$52,000.00	\$52,000.00	\$52,000.00	\$52,000.00

Latitude: 40.736659 Longitude: -73.990743

Employer Name/Employer Address	Graph	Count	Mean Wage	Median Wage	Lowest Wage	Highest Wage
IMAGINE SWIMMING INC., 41 UNION SQUARE WEST, NEW YORK, NY (https://www.google.com/maps/place/41%20UNION%20SQUARE%20WEST,NEW%20YORK,NY)	Graph	1	\$66,000.00	\$66,000.00	\$66,000.00	\$66,000.00
PHOTOSHELTER INC., 33 UNION SQUARE WEST, NEW YORK, NY (https://www.google.com/maps/place/33%20UNION%20SQUARE%20WEST,NEW%20YORK,NY)	Graph	1	\$50,000.00	\$50,000.00	\$50,000.00	\$50,000.00
ZINC LEARNING LABS INC, 41 UNION SQUARE WEST, NEW YORK, NY (https://www.google.com/maps/place/41%20UNION%20SQUARE%20WEST,NEW%20YORK,NY)	Graph	1	\$126,000.00	\$126,000.00	\$126,000.00	\$126,000.00
Totals	Graph	3	\$80,666.67	\$66,000.00	\$50,000.00	\$126,000.00

Employer Name/Worksite Address	Graph	Count	Mean Wage	Median Wage	Lowest Wage	Highest Wage
--------------------------------	-------	-------	-----------	-------------	-------------	--------------

Employer Name/Worksite Address	Graph	Count	Mean Wage	Median Wage	Lowest Wage	Highest Wage
PHOTOSHELTER INC., 33 UNION SQUARE WEST, NEW YORK, NY (https://www.google.com/maps/place/33%20UNION%20SQUARE%20WEST,NEW%20YORK,NY)	Graph	1	\$50,000.00	\$50,000.00	\$50,000.00	\$50,000.00
ZINC LEARNING LABS INC, 41 UNION SQUARE WEST, NEW YORK, NY (https://www.google.com/maps/place/41%20UNION%20SQUARE%20WEST,NEW%20YORK,NY)	Graph	2	\$96,000.00	\$66,000.00	\$66,000.00	\$126,000.00
Totals	Graph	3	\$80,666.67	\$66,000.00	\$50,000.00	\$126,000.00

Latitude: 40.736686 Longitude: -73.814775

Employer Name/Employer Address	Graph	Count	Mean Wage	Median Wage	Lowest Wage	Highest Wage
EVERYSPEND, INC., 65-30 KISSENA BOULEVARD, QUEENS, NY (https://www.google.com/maps/place/65-30%20KISSENA%20BOULEVARD,QUEENS,NY)	Graph	1	\$110,000.00	\$110,000.00	\$110,000.00	\$110,000.00
NEWTONX, 65-30 KISSENA BOULEVARD, QUEENS, NY (https://www.google.com/maps/place/65-30%20KISSENA%20BOULEVARD,QUEENS,NY)	Graph	1	\$72,301.00	\$72,301.00	\$72,301.00	\$72,301.00
STREETLIB USA, INC., 65-30 KISSENA BLVD., QUEENS, NY (https://www.google.com/maps/place/65-30%20KISSENA%20BLVD.,QUEENS,NY)	Graph	1	\$71,000.00	\$71,000.00	\$71,000.00	\$71,000.00
QUEENS COLLEGE OF THE CITY UNIVERSITY OF NEW YORK, 65-30 KISSENA BOULEVARD, FLUSHING, NY (https://www.google.com/maps/place/65-30%20KISSENA%20BOULEVARD,FLUSHING,NY)	Graph	12	\$103,350.83	\$97,906.00	\$39,282.00	\$152,547.20
Totals	Graph	15	\$99,567.40	\$97,906.00	\$39,282.00	\$152,547.20

Employer Name/Worksite Address	Graph	Count	Mean Wage	Median Wage	Lowest Wage	Highest Wage
QUEENS COLLEGE OF THE CITY UNIVERSITY OF NEW YORK, 65-30 KISSENA BLVD, FLUSHING, NY (https://www.google.com/maps/place/65-30%20KISSENA%20BLVD,FLUSHING,NY)	Graph	1	\$148,907.20	\$148,907.20	\$148,907.20	\$148,907.20
QUEENS COLLEGE OF THE CITY UNIVERSITY OF NEW YORK, 65-30 KISSENA BOULEVARD, FLUSHING, NY (https://www.google.com/maps/place/65-30%20KISSENA%20BOULEVARD,FLUSHING,NY)	Graph	11	\$99,209.35	\$97,906.00	\$39,282.00	\$152,547.20
Totals	Graph	12	\$103,350.83	\$97,906.00	\$39,282.00	\$152,547.20

Latitude: 40.736688 Longitude: -73.989003

Employer Name/Employer Address	Graph	Count	Mean Wage	Median Wage	Lowest Wage	Highest Wage
AVENIDA CREF I MANAGER LLC, 200 PARK AVENUE SOUTH, NEW YORK, NY (https://www.google.com/maps/place/200%20PARK%20AVENUE%20SOUTH,NEW%20YORK,NY)	Graph	1	\$52,000.00	\$52,000.00	\$52,000.00	\$52,000.00
GLL REAL ESTATE PARTNERS INC., 200 PARK AVENUE SOUTH, NEW YORK, NY (https://www.google.com/maps/place/200%20PARK%20AVENUE%20SOUTH,NEW%20YORK,NY)	Graph	1	\$65,749.00	\$65,749.00	\$65,749.00	\$65,749.00
ITE MANAGEMENT L.P., 200 PARK AVENUE SOUTH, NEW YORK, NY (https://www.google.com/maps/place/200%20PARK%20AVENUE%20SOUTH,NEW%20YORK,NY)	Graph	1	\$120,000.00	\$120,000.00	\$120,000.00	\$120,000.00
DHD ARCHITECTURE, P.C., 200 PARK AVENUE SOUTH, NEW YORK, NY (https://www.google.com/maps/place/200%20PARK%20AVENUE%20SOUTH,NEW%20YORK,NY)	Graph	2	\$87,500.00	\$70,000.00	\$70,000.00	\$105,000.00
Totals	Graph	5	\$82,549.80	\$70,000.00	\$52,000.00	\$120,000.00

Employer Name/Worksite Address	Graph	Count	Mean Wage	Median Wage	Lowest Wage	Highest Wage
ITE MANAGEMENT L.P., 200 PARK AVENUE SOUTH, NEW YORK, NY (https://www.google.com/maps/place/200%20PARK%20AVENUE%20SOUTH,NEW%20YORK,NY)	Graph	6	\$83,058.17	\$70,000.00	\$52,000.00	\$120,000.00
Totals	Graph	6	\$83,058.17	\$70,000.00	\$52,000.00	\$120,000.00

Latitude: 40.736702 Longitude: -73.995104

Employer Name/Employer Address	Graph	Count	Mean Wage	Median Wage	Lowest Wage	Highest Wage

Employer Name/Employer Address	Graph	Count	Mean Wage	Median Wage	Lowest Wage	Highest Wage
ANDO FOOD INC., 47 W. 14TH STREET, NEW YORK, NY (https://www.google.com/maps/place/47%20W.%2014TH%20STREET,NEW%20YORK,NY)	Graph	1	\$85,000.00	\$85,000.00	\$85,000.00	\$85,000.00
BASE PHYSICAL THERAPY, PLLC, 47 W 14TH ST 5TH FLOOR, NEW YORK, NY (https://www.google.com/maps/place/47%20W%2014TH%20ST%205TH%20FLOOR,NEW%20YORK,NY)	Graph	1	\$52,000.00	\$52,000.00	\$52,000.00	\$52,000.00
Totals	Graph	2	\$68,500.00	\$52,000.00	\$52,000.00	\$85,000.00

Employer Name/Worksite Address	Graph	Count	Mean Wage	Median Wage	Lowest Wage	Highest Wage
ANDO FOOD INC., 47 W. 14TH STREET, NEW YORK, NY (https://www.google.com/maps/place/47%20W.%2014TH%20STREET,NEW%20YORK,NY)	Graph	1	\$85,000.00	\$85,000.00	\$85,000.00	\$85,000.00
Totals	Graph	1	\$85,000.00	\$85,000.00	\$85,000.00	\$85,000.00

Latitude: 40.736702 Longitude: -73.794631

Employer Name/Employer Address	Graph	Count	Mean Wage	Median Wage	Lowest Wage	Highest Wage
NEUROPAINCARE, P.C., 164-08, 65TH AVE., FRESH MEADOWS, NY (https://www.google.com/maps/place/164-08,%2065TH%20AVE.,FRESH%20MEADOWS,NY)	Graph	1	\$100,000.00	\$100,000.00	\$100,000.00	\$100,000.00
Totals	Graph	1	\$100,000.00	\$100,000.00	\$100,000.00	\$100,000.00

Employer Name/Worksite Address	Graph	Count	Mean Wage	Median Wage	Lowest Wage	Highest Wage
NEUROPAINCARE, P.C., 164-08, 65TH AVENUE, FRESH MEADOWS, NY (https://www.google.com/maps/place/164-08,%2065TH%20AVENUE,FRESH%20MEADOWS,NY)	Graph	1	\$100,000.00	\$100,000.00	\$100,000.00	\$100,000.00
Totals	Graph	1	\$100,000.00	\$100,000.00	\$100,000.00	\$100,000.00

Latitude: 40.736749 Longitude: -73.616861

Employer Name/Employer Address	Graph	Count	Mean Wage	Median Wage	Lowest Wage	Highest Wage
NORCATEC LLC, 100 GARDEN CITY PLAZA, GARDEN CITY, NY (https://www.google.com/maps/place/100%20GARDEN%20CITY%20PLAZA,GARDEN%20CITY,NY)	Graph	1	\$95,285.00	\$95,285.00	\$95,285.00	\$95,285.00
Totals	Graph	1	\$95,285.00	\$95,285.00	\$95,285.00	\$95,285.00

Employer Name/Worksite Address	Graph	Count	Mean Wage	Median Wage	Lowest Wage	Highest Wage
NORCATEC LLC, 100 GARDEN CITY PLAZA, GARDEN CITY, NY (https://www.google.com/maps/place/100%20GARDEN%20CITY%20PLAZA,GARDEN%20CITY,NY)	Graph	1	\$95,285.00	\$95,285.00	\$95,285.00	\$95,285.00
Totals	Graph	1	\$95,285.00	\$95,285.00	\$95,285.00	\$95,285.00

Latitude: 40.736826 Longitude: -73.993103

Employer Name/Employer Address	Graph	Count	Mean Wage	Median Wage	Lowest Wage	Highest Wage
FIRSTMARK CAPITAL, LLC, 100 5TH AVE, NEW YORK, NY (https://www.google.com/maps/place/100%205TH%20AVE,NEW%20YORK,NY)	Graph	1	\$95,000.00	\$95,000.00	\$95,000.00	\$95,000.00
KNEWTON, INC., 100 5TH AVENUE, NEW YORK, NY (https://www.google.com/maps/place/100%205TH%20AVENUE,NEW%20YORK,NY)	Graph	1	\$110,000.00	\$110,000.00	\$110,000.00	\$110,000.00
KNEWTON INC, 100 5TH AVE, NEW YORK, NY (https://www.google.com/maps/place/100%205TH%20AVE,NEW%20YORK,NY)	Graph	2	\$160,000.00	\$150,000.00	\$150,000.00	\$170,000.00
Totals	Graph	4	\$131,250.00	\$110,000.00	\$95,000.00	\$170,000.00

Employer Name/Worksite Address	Graph	Count	Mean Wage	Median Wage	Lowest Wage	Highest Wage
KNEWTON, INC., 100 5TH AVENUE, NEW YORK, NY (https://www.google.com/maps/place/100%205TH%20AVENUE,NEW%20YORK,NY)	Graph	2	\$102,500.00	\$95,000.00	\$95,000.00	\$110,000.00
Totals	Graph	2	\$102,500.00	\$95,000.00	\$95,000.00	\$110,000.00

Latitude: 40.736837 Longitude: -74.003266

Employer Name/Employer Address	Graph	Count	Mean Wage	Median Wage	Lowest Wage	Highest Wage
HIGH TEA, INC., 42 BANK STREET, NEW YORK, NY (https://www.google.com/maps/place/42%20BANK%20STREET,NEW%20YORK,NY)	Graph	1	\$200,000.00	\$200,000.00	\$200,000.00	\$200,000.00
Totals	Graph	1	\$200,000.00	\$200,000.00	\$200,000.00	\$200,000.00

Employer Name/Worksite Address	Graph	Count	Mean Wage	Median Wage	Lowest Wage	Highest Wage
HIGH TEA, INC., 42 BANK STREET, NEW YORK, NY (https://www.google.com/maps/place/42%20BANK%20STREET,NEW%20YORK,NY)	Graph	1	\$200,000.00	\$200,000.00	\$200,000.00	\$200,000.00
Totals	Graph	1	\$200,000.00	\$200,000.00	\$200,000.00	\$200,000.00

Latitude: 40.736848 Longitude: -73.9976

Employer Name/Employer Address	Graph	Count	Mean Wage	Median Wage	Lowest Wage	Highest Wage
IMPERIAL PARKING SYSTEMS INC., 107 W 13TH STREET, NEW YORK, NY (https://www.google.com/maps/place/107%20W%2013TH%20STREET,NEW%20YORK,NY)	Graph	1	\$55,765.00	\$55,765.00	\$55,765.00	\$55,765.00
Totals	Graph	1	\$55,765.00	\$55,765.00	\$55,765.00	\$55,765.00

Employer Name/Worksite Address	Graph	Count	Mean Wage	Median Wage	Lowest Wage	Highest Wage
IMPERIAL PARKING SYSTEMS INC., 107 W 13TH STREET, NEW YORK, NY (https://www.google.com/maps/place/107%20W%2013TH%20STREET,NEW%20YORK,NY)	Graph	1	\$55,765.00	\$55,765.00	\$55,765.00	\$55,765.00
Totals	Graph	1	\$55,765.00	\$55,765.00	\$55,765.00	\$55,765.00

Latitude: 40.736865 Longitude: -73.937403

Employer Name/Employer Address	Graph	Count	Mean Wage	Median Wage	Lowest Wage	Highest Wage
HK PRODUCE GROUP INC., 31-09 STARR AVENUE, LONG ISLAND CITY, NY (https://www.google.com/maps/place/31-09%20STARR%20AVENUE,LONG%20ISLAND%20CITY,NY)	Graph	3	\$55,744.00	\$55,744.00	\$55,744.00	\$55,744.00
Totals	Graph	3	\$55,744.00	\$55,744.00	\$55,744.00	\$55,744.00

Employer Name/Worksite Address	Graph	Count	Mean Wage	Median Wage	Lowest Wage	Highest Wage
HK PRODUCE GROUP INC., 31-09 STARR AVENUE, LONG ISLAND CITY, NY (https://www.google.com/maps/place/31-09%20STARR%20AVENUE,LONG%20ISLAND%20CITY,NY)	Graph	3	\$55,744.00	\$55,744.00	\$55,744.00	\$55,744.00
Totals	Graph	3	\$55,744.00	\$55,744.00	\$55,744.00	\$55,744.00

Latitude: 40.736914 Longitude: -73.878862

Employer Name/Worksite Address	Graph	Count	Mean Wage	Median Wage	Lowest Wage	Highest Wage
RN EXPRESS STAFFING REGISTRY, LLC, 84-11 QUEENS BOULEVARD, ELMHURST, NY (https://www.google.com/maps/place/84-11%20QUEENS%20BOULEVARD,ELMHURST,NY)	Graph	3	\$63,516.27	\$62,400.00	\$62,400.00	\$65,748.80

Employer Name/Worksite Address	Graph	Count	Mean Wage	Median Wage	Lowest Wage	Highest Wage
Totals	Graph	3	\$63,516.27	\$62,400.00	\$62,400.00	\$65,748.80

Latitude: 40.736924 Longitude: -73.987879

Employer Name/Employer Address	Graph	Count	Mean Wage	Median Wage	Lowest Wage	Highest Wage
TEACHER SYNERGY LLC, 111 EAST 18TH STREET, NEW YORK, NY (https://www.google.com/maps/place/111%20EAST%2018TH%20STREET,NEW%20YORK,NY)	Graph	2	\$119,000.00	\$96,000.00	\$96,000.00	\$142,000.00
BUZZFEED, INC., 111 EAST 18TH STREET, NEW YORK, NY (https://www.google.com/maps/place/111%20EAST%2018TH%20STREET,NEW%20YORK,NY)	Graph	15	\$103,043.94	\$81,120.00	\$59,000.00	\$205,000.00
Totals	Graph	17	\$104,921.13	\$86,100.00	\$59,000.00	\$205,000.00

Employer Name/Worksite Address	Graph	Count	Mean Wage	Median Wage	Lowest Wage	Highest Wage
BUZZFEED, INC., 111 EAST 18TH STREET, NEW YORK, NY (https://www.google.com/maps/place/111%20EAST%2018TH%20STREET,NEW%20YORK,NY)	Graph	15	\$103,043.94	\$81,120.00	\$59,000.00	\$205,000.00
Totals	Graph	15	\$103,043.94	\$81,120.00	\$59,000.00	\$205,000.00

Latitude: 40.736936 Longitude: -73.99286

Employer Name/Worksite Address	Graph	Count	Mean Wage	Median Wage	Lowest Wage	Highest Wage
PARTNERS SOFT, INC, 122, 5TH AVENUE, 6TH FLOOR, NEW YORK, NY (https://www.google.com/maps/place/122,%205TH%20AVENUE,%206TH%20FLOOR,NEW%20YORK,NY)	Graph	1	\$70,300.00	\$70,300.00	\$70,300.00	\$70,300.00
WIPRO LIMITED, 114, 5TH AVE, NEW YORK, NY (https://www.google.com/maps/place/114,%205TH%20AVE,NEW%20YORK,NY)	Graph	20	\$74,083.45	\$71,781.00	\$71,781.00	\$97,760.00
Totals	Graph	21	\$73,903.29	\$71,781.00	\$70,300.00	\$97,760.00

Latitude: 40.736977 Longitude: -73.988622

Employer Name/Employer Address	Graph	Count	Mean Wage	Median Wage	Lowest Wage
DEVELOPMENT COUNSELLORS INTERNATIONAL LTD, 215 PARK AVENUE SOUTH, NEW YORK, NY (https://www.google.com/maps/place/215%20PARK%20AVENUE%20SOUTH,NEW%20YORK,NY)	Graph	1	\$40,000.00	\$40,000.00	\$40,000.00
DEVELOPMENT COUNSELLORS INTERNATIONAL, LTD., 215 PARK AVENUE SOUTH, NEW YORK, NY (https://www.google.com/maps/place/215%20PARK%20AVENUE%20SOUTH,NEW%20YORK,NY)	Graph	1	\$39,000.00	\$39,000.00	\$39,000.00
RAKUTEN MARKETING LLC, 215 PARK AVENUE SOUTH, 9TH FLOOR, NEW YORK, NY (https://www.google.com/maps/place/215%20PARK%20AVENUE%20SOUTH,%209TH%20FLOOR,NEW%20YORK,NY)	Graph	1	\$135,499.92	\$135,499.92	\$135,499.92
TRADINGSCREEN INC., 215 PARK AVENUE SOUTH, NEW YORK, NY (https://www.google.com/maps/place/215%20PARK%20AVENUE%20SOUTH,NEW%20YORK,NY)	Graph	1	\$115,000.00	\$115,000.00	\$115,000.00
TRADINGSCREEN, INC., 215 PARK AVENUE SOUTH, NEW YORK, NY (https://www.google.com/maps/place/215%20PARK%20AVENUE%20SOUTH,NEW%20YORK,NY)	Graph	1	\$75,000.00	\$75,000.00	\$75,000.00
TRAFFICBUYER.COM, INC., 215 PARK AVENUE SOUTH, NEW YORK, NY (https://www.google.com/maps/place/215%20PARK%20AVENUE%20SOUTH,NEW%20YORK,NY)	Graph	1	\$70,000.00	\$70,000.00	\$70,000.00
VERLINVEST USA INC., 215 PARK AVENUE SOUTH, NEW YORK, NY (https://www.google.com/maps/place/215%20PARK%20AVENUE%20SOUTH,NEW%20YORK,NY)	Graph	1	\$150,000.00	\$150,000.00	\$150,000.00
AIP NEW YORK CO., LTD., 215 PARK AVENUE SOUTH, NEW YORK, NY (https://www.google.com/maps/place/215%20PARK%20AVENUE%20SOUTH,NEW%20YORK,NY)	Graph	2	\$38,469.50	\$33,238.00	\$33,238.00
PRACTICE FOR ARCHITECTURE URBANISM, DPC, 215 PARK AVENUE SOUTH SUITE 1805, NEW YORK, NY (https://www.google.com/maps/place/215%20PARK%20AVENUE%20SOUTH%20SUITE%201805,NEW%20YORK,NY)	Graph	3	\$58,000.00	\$58,000.00	\$58,000.00
Totals	Graph	12	\$72,953.24	\$58,000.00	\$33,238.00

Employer Name/Worksite Address	Graph	Count	Mean Wage	Median Wage	Lowest Wage	Highest Wage
--------------------------------	-------	-------	-----------	-------------	-------------	--------------

Employer Name/Worksite Address	Graph	Count	Mean Wage	Median Wage	Lowest Wage	Highest Wage
ALTIMETRIK CORP, 215 PARK AVENUE SOUTH,12TH FLOOR, NEW YORK, NY (https://www.google.com/maps/place/215%20PARK%20AVENUE%20SOUTH,12TH%20FLOOR,NEW%20YORK,NY)	Graph	1	\$90,813.00	\$90,813.00	\$90,813.00	\$90,813.00
CMG CLIQUE MEDIA GROUP INC., 215 PARK AVENUE SOUTH, SUITE 1801, NEW YORK, NY (https://www.google.com/maps/place/215%20PARK%20AVENUE%20SOUTH,%20SUITE%201801,NEW%20YORK,NY)	Graph	1	\$77,000.00	\$77,000.00	\$77,000.00	\$77,000.00
PERKINS + WILL, INC., 215 PARK AVENUE SOUTH, 4TH FLOOR, NEW YORK, NY (https://www.google.com/maps/place/215%20PARK%20AVENUE%20SOUTH,%204TH%20FLOOR,NEW%20YORK,NY)	Graph	1	\$80,000.00	\$80,000.00	\$80,000.00	\$80,000.00
PRACTICE FOR ARCHITECTURE URBANISM, DPC, 215 PARK AVENUE SOUTH SUITE 1805, NEW YORK, NY (https://www.google.com/maps/place/215%20PARK%20AVENUE%20SOUTH%20SUITE%201805,NEW%20YORK,NY)	Graph	3	\$58,000.00	\$58,000.00	\$58,000.00	\$58,000.00
TRADINGSCREEN INC., 215 PARK AVENUE SOUTH, NEW YORK, NY (https://www.google.com/maps/place/215%20PARK%20AVENUE%20SOUTH,NEW%20YORK,NY)	Graph	12	\$74,536.58	\$65,000.00	\$33,238.00	\$125,000.00
Totals	Graph	18	\$73,125.11	\$65,000.00	\$33,238.00	\$125,000.00

Latitude: 40.737049 Longitude: -73.99294

Employer Name/Employer Address	Graph	Count	Mean Wage	Median Wage	Lowest Wage	Highest Wage
JDS CONSTRUCTION GROUP LLC, 104 5TH AVE, NEW YORK, NY (https://www.google.com/maps/place/104%205TH%20AVE,NEW%20YORK,NY)	Graph	2	\$112,500.00	\$100,000.00	\$100,000.00	\$125,000.00
CORE MARKETING GROUP LLC, 104 FIFTH AVENUE, NEW YORK, NY (https://www.google.com/maps/place/104%20FIFTH%20AVENUE,NEW%20YORK,NY)	Graph	3	\$65,000.00	\$65,000.00	\$65,000.00	\$65,000.00
Totals	Graph	5	\$84,000.00	\$65,000.00	\$65,000.00	\$125,000.00

Employer Name/Worksite Address	Graph	Count	Mean Wage	Median Wage	Lowest Wage	Highest Wage
ADOBE SYSTEMS INCORPORATED, 104 5TH AVENUE, 4TH FLOOR, NEW YORK, NY (https://www.google.com/maps/place/104%205TH%20AVENUE,%204TH%20FLOOR,NEW%20YORK,NY)	Graph	1	\$95,514.00	\$95,514.00	\$95,514.00	\$95,514.00
ADOBE SYSTEMS INCORPORATED, 104 5TH AVENUE, NEW YORK, NY (https://www.google.com/maps/place/104%205TH%20AVENUE,NEW%20YORK,NY)	Graph	1	\$106,954.00	\$106,954.00	\$106,954.00	\$106,954.00
ARQUITECTONICA INTERNATIONAL CORPORATION, 104 5TH AVE, NEW YORK, NY (https://www.google.com/maps/place/104%205TH%20AVE,NEW%20YORK,NY)	Graph	1	\$55,952.00	\$55,952.00	\$55,952.00	\$55,952.00
GREAT BIG STORY LLC, 104 5TH AVE., NEW YORK, NY (https://www.google.com/maps/place/104%205TH%20AVE,,NEW%20YORK,NY)	Graph	1	\$86,000.00	\$86,000.00	\$86,000.00	\$86,000.00
CORE MARKETING GROUP LLC, 104 FIFTH AVENUE, NEW YORK, NY (https://www.google.com/maps/place/104%20FIFTH%20AVENUE,NEW%20YORK,NY)	Graph	3	\$65,000.00	\$65,000.00	\$65,000.00	\$65,000.00
Totals	Graph	7	\$77,060.00	\$65,000.00	\$55,952.00	\$106,954.00

Latitude: 40.737081 Longitude: -73.994218

Employer Name/Employer Address	Graph	Count	Mean Wage	Median Wage	Lowest Wage	Highest Wage
DAISYBILL, LLC, 34 W 15TH STREET, NEW YORK, NY (https://www.google.com/maps/place/34%20W%2015TH%20STREET,NEW%20YORK,NY)	Graph	1	\$72,500.00	\$72,500.00	\$72,500.00	\$72,500.00
Totals	Graph	1	\$72,500.00	\$72,500.00	\$72,500.00	\$72,500.00

Employer Name/Worksite Address	Graph	Count	Mean Wage	Median Wage	Lowest Wage	Highest Wage
DAISYBILL, LLC, 34 W 15TH STREET, NEW YORK, NY (https://www.google.com/maps/place/34%20W%2015TH%20STREET,NEW%20YORK,NY)	Graph	1	\$72,500.00	\$72,500.00	\$72,500.00	\$72,500.00
Totals	Graph	1	\$72,500.00	\$72,500.00	\$72,500.00	\$72,500.00

Latitude: 40.737107 Longitude: -73.990107

Employer Name/Employer Address	Graph	Count	Mean Wage	Median Wage	Lowest Wage	Highest Wage

Employer Name/Employer Address	Graph	Count	Mean Wage	Median Wage	Lowest Wage	Highest Wage
DIADIS NEW YORK LLC, 33 EAST 17TH STREET, NEW YORK, NY (https://www.google.com/maps/place/33%20EAST%2017TH%20STREET,NEW%20YORK,NY)	Graph	1	\$65,000.00	\$65,000.00	\$65,000.00	\$65,000.00
Totals	Graph	1	\$65,000.00	\$65,000.00	\$65,000.00	\$65,000.00

Employer Name/Worksite Address	Graph	Count	Mean Wage	Median Wage	Lowest Wage	Highest Wage
DIADIS NEW YORK LLC, 33 EAST 17TH STREET, NEW YORK, NY (https://www.google.com/maps/place/33%20EAST%2017TH%20STREET,NEW%20YORK,NY)	Graph	1	\$65,000.00	\$65,000.00	\$65,000.00	\$65,000.00
Totals	Graph	1	\$65,000.00	\$65,000.00	\$65,000.00	\$65,000.00

Latitude: 40.737136 Longitude: -73.992363

Employer Name/Employer Address	Graph	Count	Mean Wage	Median Wage	Lowest Wage	Highest Wage
SERVICECHANNEL.COM, INC., 18 E 16TH STREET, NEW YORK, NY (https://www.google.com/maps/place/18%20E%2016TH%20STREET,NEW%20YORK,NY)	Graph	2	\$151,000.00	\$80,000.00	\$80,000.00	\$222,000.00
Totals	Graph	2	\$151,000.00	\$80,000.00	\$80,000.00	\$222,000.00

Employer Name/Worksite Address	Graph	Count	Mean Wage	Median Wage	Lowest Wage	Highest Wage
SERVICECHANNEL.COM, INC., 18 E 16TH STREET, NEW YORK, NY (https://www.google.com/maps/place/18%20E%2016TH%20STREET,NEW%20YORK,NY)	Graph	2	\$151,000.00	\$80,000.00	\$80,000.00	\$222,000.00
Totals	Graph	2	\$151,000.00	\$80,000.00	\$80,000.00	\$222,000.00

Latitude: 40.737195 Longitude: -73.992671

Employer Name/Worksite Address	Graph	Count	Mean Wage	Median Wage	Lowest Wage	Highest Wage
CAPGEMINI AMERICA INC, 79 5TH AVE, NEW YORK, NY (https://www.google.com/maps/place/79%205TH%20AVE,NEW%20YORK,NY)	Graph	3	\$72,300.00	\$72,300.00	\$72,300.00	\$72,300.00
VERVE WIRELESS INC., 79 FIFTH AVENUE, NEW YORK, NY (https://www.google.com/maps/place/79%20FIFTH%20AVENUE,NEW%20YORK,NY)	Graph	3	\$110,558.33	\$92,102.00	\$90,000.00	\$149,573.00
Totals	Graph	6	\$91,429.17	\$72,300.00	\$72,300.00	\$149,573.00







Latitude: 40.737209 Longitude: -73.934513




Employer Name/Employer Address	Graph	Count	Mean Wage	Median Wage	Lowest Wage	Highest Wage
MST GENERAL CONTRACTING RESTORATION INC., 51-11 34TH STREET., LONG ISLAND CITY, NY (https://www.google.com/maps/place/51-11%2034TH%20STREET.,LONG%20ISLAND%20CITY,NY)	Graph	1	\$55,764.80	\$55,764.80	\$55,764.80	\$55,764.80
Totals	Graph	1	\$55,764.80	\$55,764.80	\$55,764.80	\$55,764.80

Employer Name/Worksite Address	Graph	Count	Mean Wage	Median Wage	Lowest Wage	Highest Wage
MST GENERAL CONTRACTING RESTORATION INC., 51-11 34TH STREET., LONG ISLAND CITY, NY (https://www.google.com/maps/place/51-11%2034TH%20STREET.,LONG%20ISLAND%20CITY,NY)	Graph	1	\$55,764.80	\$55,764.80	\$55,764.80	\$55,764.80
Totals	Graph	1	\$55,764.80	\$55,764.80	\$55,764.80	\$55,764.80


Latitude: 40.737212 Longitude: -73.990237



Employer Name/Employer Address	Graph	Count	Mean Wage	Median Wage	Lowest Wage	Highest Wage
--------------------------------	-------	-------	-----------	-------------	-------------	--------------

Employer Name/Address	Graph	Count	Mean Wage	Median Wage	Lowest Wage	Highest Wage
EXECONLINE, INC., 860 BROADWAY, NEW YORK, NY (https://www.google.com/maps/place/860%20BROADWAY,NEW%20YORK,NY)		1	\$90,000.00	\$60,000.00	\$60,000.00	\$90,000.00
SONNICK PARTNERS, LLC, 860 BROADWAY, NEW YORK, NY (https://www.google.com/maps/place/860%20BROADWAY,NEW%20YORK,NY)		1	\$63,000.00	\$63,000.00	\$63,000.00	\$63,000.00
SELLDORF ARCHITECTS LLC, 860 BROADWAY, 2ND FLOOR, NEW YORK, NY (https://www.google.com/maps/place/860%20BROADWAY,%202ND%20FLOOR,NEW%20YORK,NY)		2	\$52,000.00	\$50,000.00	\$50,000.00	\$54,000.00
SELLDORF ARCHITECTS, LLC, 860 BROADWAY, NEW YORK, NY (https://www.google.com/maps/place/860%20BROADWAY,NEW%20YORK,NY)		2	\$50,000.00	\$50,000.00	\$50,000.00	\$50,000.00
SONNICK PARTNERS, LLC D/B/A SILVERLINE, 860 BROADWAY, NEW YORK, NY (https://www.google.com/maps/place/860%20BROADWAY,NEW%20YORK,NY)		3	\$111,333.33	\$85,800.00	\$83,200.00	\$165,000.00
Totals		9	\$72,333.33	\$54,000.00	\$50,000.00	\$165,000.00




Employer Name/Worksite Address	Graph	Count	Mean Wage	Median Wage	Lowest Wage	Highest Wage
SELLDORF ARCHITECTS LLC, 860 BROADWAY, 2ND FLOOR, NEW YORK, NY (https://www.google.com/maps/place/860%20BROADWAY,%202ND%20FLOOR,NEW%20YORK,NY)		2	\$52,000.00	\$50,000.00	\$50,000.00	\$54,000.00
SONNICK PARTNERS, LLC, 860 BROADWAY, NEW YORK, NY (https://www.google.com/maps/place/860%20BROADWAY,NEW%20YORK,NY)		7	\$78,142.86	\$63,000.00	\$50,000.00	\$165,000.00
Totals		9	\$72,333.33	\$54,000.00	\$50,000.00	\$165,000.00

Latitude: 40.73724 Longitude: -73.709068

Employer Name/Address	Graph	Count	Mean Wage	Median Wage	Lowest Wage	Highest Wage
STRAIGHT SMILES PLLC, 259-19 HILLSIDE AVE, FLORAL PARK, NY (https://www.google.com/maps/place/259-19%20HILLSIDE%20AVE,FLORAL%20PARK,NY)		1	\$30,000.00	\$30,000.00	\$30,000.00	\$30,000.00
Totals		1	\$30,000.00	\$30,000.00	\$30,000.00	\$30,000.00

Employer Name/Worksite Address	Graph	Count	Mean Wage	Median Wage	Lowest Wage	Highest Wage
STRAIGHT SMILES PLLC, 259-19 HILLSIDE AVE, FLORAL PARK, NY (https://www.google.com/maps/place/259-19%20HILLSIDE%20AVE,FLORAL%20PARK,NY)		1	\$30,000.00	\$30,000.00	\$30,000.00	\$30,000.00
Totals		1	\$30,000.00	\$30,000.00	\$30,000.00	\$30,000.00

Latitude: 40.737244 Longitude: -73.992279

Employer Name/Address	Graph	Count	Mean Wage	Median Wage	Lowest Wage	Highest Wage
NAVA COMPANIES, 19 EAST 16TH STREET #1, NEW YORK, NY (https://www.google.com/maps/place/19%20EAST%2016TH%20STREET%20#1,NEW%20YORK,NY)		1	\$57,000.00	\$57,000.00	\$57,000.00	\$57,000.00
NAVA PARTNERS LLC, 19 EAST 16TH STREET #1, NEW YORK, NY (https://www.google.com/maps/place/19%20EAST%2016TH%20STREET%20#1,NEW%20YORK,NY)		2	\$57,000.00	\$57,000.00	\$57,000.00	\$57,000.00
Totals		3	\$57,000.00	\$57,000.00	\$57,000.00	\$57,000.00

Employer Name/Worksite Address	Graph	Count	Mean Wage	Median Wage	Lowest Wage	Highest Wage
NAVA COMPANIES, 19 EAST 16TH STREET #1, NEW YORK, NY (https://www.google.com/maps/place/19%20EAST%2016TH%20STREET%20#1,NEW%20YORK,NY)		3	\$57,000.00	\$57,000.00	\$57,000.00	\$57,000.00
Totals		3	\$57,000.00	\$57,000.00	\$57,000.00	\$57,000.00

Latitude: 40.73725 Longitude: -73.99236

Employer Name/Worksite Address	Graph	Count	Mean Wage	Median Wage	Lowest Wage	Highest Wage
CAPGEMINI AMERICA INC, 79 FIFTH AVE, NEW YORK, NY (https://www.google.com/maps/place/79%20FIFTH%20AVE,NEW%20YORK,NY)		2	\$114,026.00	\$114,026.00	\$114,026.00	\$114,026.00

Employer Name/Worksite Address	Graph	Count	Mean Wage	Median Wage	Lowest Wage	Highest Wage
Totals	Graph	2	\$114,026.00	\$114,026.00	\$114,026.00	\$114,026.00

Latitude: 40.737271 Longitude: -73.992343

Employer Name/Worksite Address	Graph	Count	Mean Wage	Median Wage	Lowest Wage	Highest Wage
BRAINCHILD & COMPANY INC, 13 EAST 16TH STREET, NEW YORK, NY (https://www.google.com/maps/place/13%20EAST%2016TH%20STREET,NEW%20YORK,NY)	Graph	1	\$120,000.00	\$120,000.00	\$120,000.00	\$120,000.00
Totals	Graph	1	\$120,000.00	\$120,000.00	\$120,000.00	\$120,000.00

Latitude: 40.737302 Longitude: -73.954513

Employer Name/Employer Address	Graph	Count	Mean Wage	Median Wage	Lowest Wage	Highest Wage
STONECOMB, INC, 60 BOX ST, BROOKLYN, NY (https://www.google.com/maps/place/60%20BOX%20ST,BROOKLYN,NY)	Graph	1	\$47,465.60	\$47,465.60	\$47,465.60	\$47,465.60
Totals	Graph	1	\$47,465.60	\$47,465.60	\$47,465.60	\$47,465.60

Employer Name/Worksite Address	Graph	Count	Mean Wage	Median Wage	Lowest Wage	Highest Wage
STONECOMB, INC, 60 BOX ST, BROOKLYN, NY (https://www.google.com/maps/place/60%20BOX%20ST,BROOKLYN,NY)	Graph	1	\$47,465.60	\$47,465.60	\$47,465.60	\$47,465.60
Totals	Graph	1	\$47,465.60	\$47,465.60	\$47,465.60	\$47,465.60

Latitude: 40.737304 Longitude: -73.988385

Employer Name/Employer Address	Graph	Count	Mean Wage	Median Wage	Lowest Wage	Highest Wage
EIMN LLC, 225 PARK AVENUE SOUTH, NEW YORK, NY (https://www.google.com/maps/place/225%20PARK%20AVENUE%20SOUTH,NEW%20YORK,NY)	Graph	5	\$58,753.00	\$60,000.00	\$50,000.00	\$68,000.00
INSTITUTIONAL INVESTOR LLC, 225 PARK AVENUE SOUTH, NEW YORK, NY (https://www.google.com/maps/place/225%20PARK%20AVENUE%20SOUTH,NEW%20YORK,NY)	Graph	5	\$58,753.00	\$60,000.00	\$50,000.00	\$68,000.00
METAL BULLETIN HOLDING CORPORATION, 225 PARK AVENUE SOUTH, NEW YORK, NY (https://www.google.com/maps/place/225%20PARK%20AVENUE%20SOUTH,NEW%20YORK,NY)	Graph	5	\$58,753.00	\$60,000.00	\$50,000.00	\$68,000.00
Totals	Graph	15	\$58,753.00	\$60,000.00	\$50,000.00	\$68,000.00

Employer Name/Worksite Address	Graph	Count	Mean Wage	Median Wage	Lowest Wage	Highest Wage
FIRST TEK , INC., 225 PARK AVENUE SOUTH,, NEW YORK, NY (https://www.google.com/maps/place/225%20PARK%20AVENUE%20SOUTH,,NEW%20YORK,NY)	Graph	1	\$60,000.00	\$60,000.00	\$60,000.00	\$60,000.00
INSTITUTIONAL INVESTOR LLC, 225 PARK AVENUE SOUTH, NEW YORK, NY (https://www.google.com/maps/place/225%20PARK%20AVENUE%20SOUTH,NEW%20YORK,NY)	Graph	20	\$70,706.27	\$60,000.00	\$50,000.00	\$155,000.00
Totals	Graph	21	\$70,196.45	\$60,000.00	\$50,000.00	\$155,000.00

Latitude: 40.737347 Longitude: -73.658579

Employer Name/Employer Address	Graph	Count	Mean Wage	Median Wage	Lowest Wage	Highest Wage
MAYA OVERSEAS FOODS, INC, 151 FULTON AVENUE, GARDEN CITY PARK, NY (https://www.google.com/maps/place/151%20FULTON%20AVENUE,GARDEN%20CITY%20PARK,NY)	Graph	1	\$56,451.00	\$56,451.00	\$56,451.00	\$56,451.00
MAYA OVERSEA FOODS, INC, 151 FULTON AVENUE, GARDEN CITY PARK, NY (https://www.google.com/maps/place/151%20FULTON%20AVENUE,GARDEN%20CITY%20PARK,NY)	Graph	2	\$55,725.50	\$55,000.00	\$55,000.00	\$56,451.00
Totals	Graph	3	\$55,967.33	\$56,451.00	\$55,000.00	\$56,451.00

Employer Name/Worksite Address	Graph	Count	Mean Wage	Median Wage	Lowest Wage	Highest Wage
MAYA OVERSEA FOODS, INC, 151 FULTON AVENUE, GARDEN CITY PARK, NY (https://www.google.com/maps/place/151%20FULTON%20AVENUE,GARDEN%20CITY%20PARK,NY)	Graph	3	\$55,967.33	\$56,451.00	\$55,000.00	\$56,451.00
Totals	Graph	3	\$55,967.33	\$56,451.00	\$55,000.00	\$56,451.00

Latitude: 40.737432 Longitude: -73.77641

Employer Name/Employer Address	Graph	Count	Mean Wage	Median Wage	Lowest Wage	Highest Wage
KUEI LUCK EARLY CHILDHOOD CENTER LLC, 195-05 69TH AVENUE, FRESH MEADOWS, NY (https://www.google.com/maps/place/195-05%2069TH%20AVENUE,FRESH%20MEADOWS,NY)	Graph	1	\$36,000.00	\$36,000.00	\$36,000.00	\$36,000.00
KUEI LUCK EARLY CHILDHOOD CENTER, LLC., 195-05 69TH AVENUE, FRESH MEADOWS, NY (https://www.google.com/maps/place/195-05%2069TH%20AVENUE,FRESH%20MEADOWS,NY)	Graph	2	\$36,000.00	\$36,000.00	\$36,000.00	\$36,000.00
Totals	Graph	3	\$36,000.00	\$36,000.00	\$36,000.00	\$36,000.00

Employer Name/Worksite Address	Graph	Count	Mean Wage	Median Wage	Lowest Wage	Highest Wage
KUEI LUCK EARLY CHILDHOOD CENTER LLC, 195-05 69TH AVENUE, FRESH MEADOWS, NY (https://www.google.com/maps/place/195-05%2069TH%20AVENUE,FRESH%20MEADOWS,NY)	Graph	1	\$36,000.00	\$36,000.00	\$36,000.00	\$36,000.00
Totals	Graph	1	\$36,000.00	\$36,000.00	\$36,000.00	\$36,000.00

Latitude: 40.73745 Longitude: -73.997223

Employer Name/Employer Address	Graph	Count	Mean Wage	Median Wage	Lowest Wage	Highest Wage
STUDIO LC, LLC, 102 WEST 14TH STREET, NEW YORK, NY (https://www.google.com/maps/place/102%20WEST%2014TH%20STREET,NEW%20YORK,NY)	Graph	1	\$42,000.00	\$42,000.00	\$42,000.00	\$42,000.00
Totals	Graph	1	\$42,000.00	\$42,000.00	\$42,000.00	\$42,000.00

Employer Name/Worksite Address	Graph	Count	Mean Wage	Median Wage	Lowest Wage	Highest Wage
NEW DECORATIVE ART STUDIO, 104 WEST 14TH STREET, NEW YORK, NY (https://www.google.com/maps/place/104%20WEST%2014TH%20STREET,NEW%20YORK,NY)	Graph	1	\$63,814.40	\$63,814.40	\$63,814.40	\$63,814.40
STUDIO LC, LLC, 102 WEST 14TH STREET, NEW YORK, NY (https://www.google.com/maps/place/102%20WEST%2014TH%20STREET,NEW%20YORK,NY)	Graph	1	\$42,000.00	\$42,000.00	\$42,000.00	\$42,000.00
Totals	Graph	2	\$52,907.20	\$42,000.00	\$42,000.00	\$63,814.40

Latitude: 40.73745 Longitude: -73.98828

Employer Name/Employer Address	Graph	Count	Mean Wage	Median Wage	Lowest Wage	Highest Wage
DEPTHCORE, LLC, 228 PARK AVENUE, NEW YORK, NY (https://www.google.com/maps/place/228%20PARK%20AVENUE,NEW%20YORK,NY)	Graph	1	\$70,000.00	\$70,000.00	\$70,000.00	\$70,000.00
CATCHPOINT SYSTEMS INC., 228 PARK AVENUE, NEW YORK, NY (https://www.google.com/maps/place/228%20PARK%20AVENUE,NEW%20YORK,NY)	Graph	6	\$83,833.33	\$75,000.00	\$73,000.00	\$105,000.00
Totals	Graph	7	\$81,857.14	\$75,000.00	\$70,000.00	\$105,000.00

Employer Name/Worksite Address	Graph	Count	Mean Wage	Median Wage	Lowest Wage	Highest Wage
DEPTHCORE, LLC, 228 PARK AVENUE, NEW YORK, NY (https://www.google.com/maps/place/228%20PARK%20AVENUE,NEW%20YORK,NY)	Graph	1	\$70,000.00	\$70,000.00	\$70,000.00	\$70,000.00
STEEMIT, INC., 228 PARK AVE, NEW YORK, NY (https://www.google.com/maps/place/228%20PARK%20AVE,NEW%20YORK,NY)	Graph	1	\$160,000.00	\$160,000.00	\$160,000.00	\$160,000.00
Totals	Graph	2	\$115,000.00	\$70,000.00	\$70,000.00	\$160,000.00

Latitude: 40.737454 Longitude: -73.997232

Employer Name/Employer Address	Graph	Count	Mean Wage	Median Wage	Lowest Wage	Highest Wage
BMW FOOD INC, 108 W 14TH STREET, NEW YORK, NY (https://www.google.com/maps/place/108%20W%2014TH%20STREET,NEW%20YORK,NY)	Graph	1	\$48,797.00	\$48,797.00	\$48,797.00	\$48,797.00
Totals	Graph	1	\$48,797.00	\$48,797.00	\$48,797.00	\$48,797.00

Employer Name/Worksite Address	Graph	Count	Mean Wage	Median Wage	Lowest Wage	Highest Wage
BMW FOOD INC, 108 W 14TH STREET, NEW YORK, NY (https://www.google.com/maps/place/108%20W%2014TH%20STREET,NEW%20YORK,NY)	Graph	1	\$48,797.00	\$48,797.00	\$48,797.00	\$48,797.00
Totals	Graph	1	\$48,797.00	\$48,797.00	\$48,797.00	\$48,797.00

Latitude: 40.737457 Longitude: -73.992643

Employer Name/Employer Address	Graph	Count	Mean Wage	Median Wage	Lowest Wage	Highest Wage
ALLUVIUM, INC., 110 5TH AVENUE, NEW YORK, NY (https://www.google.com/maps/place/110%205TH%20AVENUE,NEW%20YORK,NY)	Graph	1	\$135,000.00	\$135,000.00	\$135,000.00	\$135,000.00
REAL CAPITAL ANALYTICS, 110 5TH AVENUE, NEW YORK, NY (https://www.google.com/maps/place/110%205TH%20AVENUE,NEW%20YORK,NY)	Graph	1	\$110,000.00	\$110,000.00	\$110,000.00	\$110,000.00
MINTZ GROUP, LLC, 110 FIFTH AVENUE, NEW YORK, NY (https://www.google.com/maps/place/110%20FIFTH%20AVENUE,NEW%20YORK,NY)	Graph	2	\$83,750.00	\$67,500.00	\$67,500.00	\$100,000.00
NINOH, INC., 110 5TH AVENUE, NEW YORK, NY (https://www.google.com/maps/place/110%205TH%20AVENUE,NEW%20YORK,NY)	Graph	3	\$106,666.67	\$105,000.00	\$95,000.00	\$120,000.00
Totals	Graph	7	\$104,642.86	\$105,000.00	\$67,500.00	\$135,000.00

Employer Name/Worksite Address	Graph	Count	Mean Wage	Median Wage	Lowest Wage	Highest Wage
MINTZ GROUP, LLC, 110 FIFTH AVENUE, NEW YORK, NY (https://www.google.com/maps/place/110%20FIFTH%20AVENUE,NEW%20YORK,NY)	Graph	2	\$83,750.00	\$67,500.00	\$67,500.00	\$100,000.00
NINOH, INC., 110 5TH AVENUE, NEW YORK, NY (https://www.google.com/maps/place/110%205TH%20AVENUE,NEW%20YORK,NY)	Graph	4	\$113,750.00	\$105,000.00	\$95,000.00	\$135,000.00
Totals	Graph	6	\$103,750.00	\$100,000.00	\$67,500.00	\$135,000.00

Latitude: 40.737459 Longitude: -73.992478

Employer Name/Employer Address	Graph	Count	Mean Wage	Median Wage	Lowest Wage	Highest Wage
BUILDING LINK LLC, 85 FIFTH AVENUE, 3RD FLOOR, NEW YORK, NY (https://www.google.com/maps/place/85%20FIFTH%20AVENUE,%203RD%20FLOOR,NEW%20YORK,NY)	Graph	1	\$71,781.00	\$71,781.00	\$71,781.00	\$71,781.00
Totals	Graph	1	\$71,781.00	\$71,781.00	\$71,781.00	\$71,781.00

Employer Name/Worksite Address	Graph	Count	Mean Wage	Median Wage	Lowest Wage	Highest Wage
BUILDING LINK LLC, 85 FIFTH AVENUE, NEW YORK, NY (https://www.google.com/maps/place/85%20FIFTH%20AVENUE,NEW%20YORK,NY)	Graph	1	\$71,781.00	\$71,781.00	\$71,781.00	\$71,781.00
Totals	Graph	1	\$71,781.00	\$71,781.00	\$71,781.00	\$71,781.00

Latitude: 40.737462 Longitude: -73.999396

Employer Name/Employer Address	Graph	Count	Mean Wage	Median Wage	Lowest Wage	Highest Wage
--------------------------------	-------	-------	-----------	-------------	-------------	--------------

Employer Name/Employer Address	Graph	Count	Mean Wage	Median Wage	Lowest Wage	Highest Wage
WHOLE GREEN, INC, 162 W. 13TH STREET, NEW YORK, NY (https://www.google.com/maps/place/162%20W.%2013TH%20STREET,NEW%20YORK,NY)	Graph	1	\$55,952.00	\$55,952.00	\$55,952.00	\$55,952.00
Totals	Graph	1	\$55,952.00	\$55,952.00	\$55,952.00	\$55,952.00

Employer Name/Worksite Address	Graph	Count	Mean Wage	Median Wage	Lowest Wage	Highest Wage
INC RESEARCH, LLC, 162 WEST 13TH STREET, NEW YORK CITY, NY (https://www.google.com/maps/place/162%20WEST%2013TH%20STREET,NEW%20YORK%20CITY,NY)	Graph	1	\$98,880.00	\$98,880.00	\$98,880.00	\$98,880.00
WHOLE GREEN, INC, 162 W. 13TH STREET, NEW YORK, NY (https://www.google.com/maps/place/162%20W.%2013TH%20STREET,NEW%20YORK,NY)	Graph	1	\$55,952.00	\$55,952.00	\$55,952.00	\$55,952.00
Totals	Graph	2	\$77,416.00	\$55,952.00	\$55,952.00	\$98,880.00

Latitude: 40.737536 Longitude: -73.98838

Employer Name/Employer Address	Graph	Count	Mean Wage	Median Wage	Lowest Wage	Highest Wage
GRANA GROUP USA, 228 PARK AVE S #91532, NEW YORK, NY (https://www.google.com/maps/place/228%20PARK%20AVE%20S%20#91532,NEW%20YORK,NY)	Graph	1	\$60,000.00	\$60,000.00	\$60,000.00	\$60,000.00
SILVERLINING LIMITED USA, 228 PARK AVENUE SOUTH, NEW YORK, NY (https://www.google.com/maps/place/228%20PARK%20AVENUE%20SOUTH,NEW%20YORK,NY)	Graph	1	\$106,080.00	\$106,080.00	\$106,080.00	\$106,080.00
TRADE THE NEWS, INC, 228 PARK AVENUE SOUTH, NEW YORK, NY (https://www.google.com/maps/place/228%20PARK%20AVENUE%20SOUTH,NEW%20YORK,NY)	Graph	1	\$54,080.00	\$54,080.00	\$54,080.00	\$54,080.00
Totals	Graph	3	\$73,386.67	\$60,000.00	\$54,080.00	\$106,080.00

Employer Name/Worksite Address	Graph	Count	Mean Wage	Median Wage	Lowest Wage	Highest Wage
GRANA GROUP USA, 228 PARK AVENUE SOUTH #91532, NEW YORK, NY (https://www.google.com/maps/place/228%20PARK%20AVENUE%20SOUTH%20#91532,NEW%20YORK,NY)	Graph	1	\$80,000.00	\$80,000.00	\$80,000.00	\$80,000.00
SILVERLINING LIMITED USA, 228 PARK AVENUE SOUTH, NEW YORK, NY (https://www.google.com/maps/place/228%20PARK%20AVENUE%20SOUTH,NEW%20YORK,NY)	Graph	1	\$106,080.00	\$106,080.00	\$106,080.00	\$106,080.00
Totals	Graph	2	\$93,040.00	\$80,000.00	\$80,000.00	\$106,080.00

Latitude: 40.737537 Longitude: -73.877179

Employer Name/Employer Address	Graph	Count	Mean Wage	Median Wage	Lowest Wage	Highest Wage
STAR PARADISE INC., 86-55 BROADWAY, ELMHURST, NY (https://www.google.com/maps/place/86-55%20BROADWAY,ELMHURST,NY)	Graph	1	\$43,680.00	\$43,680.00	\$43,680.00	\$43,680.00
Totals	Graph	1	\$43,680.00	\$43,680.00	\$43,680.00	\$43,680.00

Employer Name/Worksite Address	Graph	Count	Mean Wage	Median Wage	Lowest Wage	Highest Wage
STAR PARADISE INC., 86-55 BROADWAY, ELMHURST, NY (https://www.google.com/maps/place/86-55%20BROADWAY,ELMHURST,NY)	Graph	1	\$43,680.00	\$43,680.00	\$43,680.00	\$43,680.00
Totals	Graph	1	\$43,680.00	\$43,680.00	\$43,680.00	\$43,680.00

Latitude: 40.737547 Longitude: -73.98821

Employer Name/Worksite Address	Graph	Count	Mean Wage	Median Wage	Lowest Wage	Highest Wage
CODA VISUAL EFFECTS LTD., 230 PARK AVENUE, NEW YORK, NY (https://www.google.com/maps/place/230%20PARK%20AVENUE,NEW%20YORK,NY)	Graph	1	\$115,000.00	\$115,000.00	\$115,000.00	\$115,000.00
Totals	Graph	1	\$115,000.00	\$115,000.00	\$115,000.00	\$115,000.00

Latitude: 40.737563 Longitude: -73.895493

Employer Name/Employer Address	Graph	Count	Mean Wage	Median Wage	Lowest Wage	Highest Wage
AHERN PAINTING CONTRACTORS, INC., 69-24 49TH AVENUE, WOODSIDE, NY (https://www.google.com/maps/place/69-24%2049TH%20AVENUE,WOODSIDE,NY)	Graph	1	\$70,000.00	\$70,000.00	\$70,000.00	\$70,000.00
Totals	Graph	1	\$70,000.00	\$70,000.00	\$70,000.00	\$70,000.00

Employer Name/Worksite Address	Graph	Count	Mean Wage	Median Wage	Lowest Wage	Highest Wage
AHERN PAINTING CONTRACTORS, INC., 69-24 49TH AVENUE, WOODSIDE, NY (https://www.google.com/maps/place/69-24%2049TH%20AVENUE,WOODSIDE,NY)	Graph	1	\$70,000.00	\$70,000.00	\$70,000.00	\$70,000.00
Totals	Graph	1	\$70,000.00	\$70,000.00	\$70,000.00	\$70,000.00

Latitude: 40.737586 Longitude: -73.95551

Employer Name/Employer Address	Graph	Count	Mean Wage	Median Wage	Lowest Wage	Highest Wage
KENSET CORPORATION, 1145 MANHATTAN AVE, BROOKLYN, NY (https://www.google.com/maps/place/1145%20MANHATTAN%20AVE,BROOKLYN,NY)	Graph	3	\$68,788.20	\$68,788.20	\$68,788.20	\$68,788.20
Totals	Graph	3	\$68,788.20	\$68,788.20	\$68,788.20	\$68,788.20

Employer Name/Worksite Address	Graph	Count	Mean Wage	Median Wage	Lowest Wage	Highest Wage
KENSET CORPORATION, 1145 MANHATTAN AVE, BROOKLYN, NY (https://www.google.com/maps/place/1145%20MANHATTAN%20AVE,BROOKLYN,NY)	Graph	3	\$68,788.20	\$68,788.20	\$68,788.20	\$68,788.20
Totals	Graph	3	\$68,788.20	\$68,788.20	\$68,788.20	\$68,788.20

Latitude: 40.737602 Longitude: -73.572036

Employer Name/Employer Address	Graph	Count	Mean Wage	Median Wage	Lowest Wage	Highest Wage
EMOVIS TECHNOLOGIES US, INC., 1600 STEWART AVENUE, SUITE 501, WESTBURY, NY (https://www.google.com/maps/place/1600%20STEWART%20AVENUE,%20SUITE%20501,WESTBURY,NY)	Graph	1	\$72,821.00	\$72,821.00	\$72,821.00	\$72,821.00
LACHMAN CONSULTANT SERVICES, INC., 1600 STEWART AVENUE, WESTBURY, NY (https://www.google.com/maps/place/1600%20STEWART%20AVENUE,WESTBURY,NY)	Graph	1	\$250,000.00	\$250,000.00	\$250,000.00	\$250,000.00
LONG ISLAND FQHC, INC., 1600 STEWART AVENUE, SUITE 300, WESTBURY, NY (https://www.google.com/maps/place/1600%20STEWART%20AVENUE,%20SUITE%20300,WESTBURY,NY)	Graph	1	\$75,075.00	\$75,075.00	\$75,075.00	\$75,075.00
LONG ISLAND FQHC, INC., 1600 STEWART AVENUE, WESTBURY, NY (https://www.google.com/maps/place/1600%20STEWART%20AVENUE,WESTBURY,NY)	Graph	2	\$75,000.00	\$75,000.00	\$75,000.00	\$75,000.00
Totals	Graph	5	\$109,579.20	\$75,000.00	\$72,821.00	\$250,000.00

Employer Name/Worksite Address	Graph	Count	Mean Wage	Median Wage	Lowest Wage	Highest Wage
EMOVIS TECHNOLOGIES US, INC., 1600 STEWART AVENUE, SUITE 501, WESTBURY, NY (https://www.google.com/maps/place/1600%20STEWART%20AVENUE,%20SUITE%20501,WESTBURY,NY)	Graph	1	\$72,821.00	\$72,821.00	\$72,821.00	\$72,821.00
LACHMAN CONSULTANT SERVICES, INC., 1600 STEWART AVENUE, WESTBURY, NY (https://www.google.com/maps/place/1600%20STEWART%20AVENUE,WESTBURY,NY)	Graph	2	\$162,537.50	\$75,075.00	\$75,075.00	\$250,000.00
Totals	Graph	3	\$132,632.00	\$75,075.00	\$72,821.00	\$250,000.00

Latitude: 40.737617 Longitude: -74.005558

Employer Name/Employer Address	Graph	Count	Mean Wage	Median Wage	Lowest Wage	Highest Wage
--------------------------------	-------	-------	-----------	-------------	-------------	--------------

Employer Name/Employer Address	Graph	Count	Mean Wage	Median Wage	Lowest Wage	Highest Wage
ASIA PACIFIC INVESTMENT PARTNERS, 299 WEST 12TH STREET, NEW YORK, NY (https://www.google.com/maps/place/299%20WEST%2012TH%20STREET,NEW%20YORK,NY)	Graph	1	\$68,640.00	\$68,640.00	\$68,640.00	\$68,640.00
Totals	Graph	1	\$68,640.00	\$68,640.00	\$68,640.00	\$68,640.00

Employer Name/Worksite Address	Graph	Count	Mean Wage	Median Wage	Lowest Wage	Highest Wage
ASIA PACIFIC INVESTMENT PARTNERS, 299 WEST 12TH STREET, NEW YORK, NY (https://www.google.com/maps/place/299%20WEST%2012TH%20STREET,NEW%20YORK,NY)	Graph	1	\$68,640.00	\$68,640.00	\$68,640.00	\$68,640.00
Totals	Graph	1	\$68,640.00	\$68,640.00	\$68,640.00	\$68,640.00

Latitude: 40.737618 Longitude: -74.00726

Employer Name/Employer Address	Graph	Count	Mean Wage	Median Wage	Lowest Wage	
SEED COMMUNICATIONS LLC, 353 WEST 12TH STREET 2ND FLOOR, NEW YORK, NY (https://www.google.com/maps/place/353%20WEST%2012TH%20STREET%202ND%20FLOOR,NEW%20YORK,NY)	Graph	1	\$103,896.00	\$103,896.00	\$103,896.00	\$
Totals	Graph	1	\$103,896.00	\$103,896.00	\$103,896.00	\$

Employer Name/Worksite Address	Graph	Count	Mean Wage	Median Wage	Lowest Wage	
SEED COMMUNICATIONS LLC, 353 WEST 12TH STREET 2ND FLOOR, NEW YORK, NY (https://www.google.com/maps/place/353%20WEST%2012TH%20STREET%202ND%20FLOOR,NEW%20YORK,NY)	Graph	1	\$103,896.00	\$103,896.00	\$103,896.00	\$
Totals	Graph	1	\$103,896.00	\$103,896.00	\$103,896.00	\$

Latitude: 40.737626 Longitude: -73.992356

Employer Name/Employer Address	Graph	Count	Mean Wage	Median Wage	Lowest Wage	Highest Wage
THAT'S NICE LLC, 89 5TH AVE, NEW YORK, NY (https://www.google.com/maps/place/89%205TH%20AVE,NEW%20YORK,NY)	Graph	1	\$62,962.00	\$62,962.00	\$62,962.00	\$62,962.00
WE ARE LISTEN LLC, 89 5TH AVENUE, NEW YORK, NY (https://www.google.com/maps/place/89%205TH%20AVENUE,NEW%20YORK,NY)	Graph	1	\$110,000.00	\$110,000.00	\$110,000.00	\$110,000.00
WOBBLEWORKS INC., 89 FIFTH AVE, NEW YORK, NY (https://www.google.com/maps/place/89%20FIFTH%20AVE,NEW%20YORK,NY)	Graph	1	\$48,000.00	\$48,000.00	\$48,000.00	\$48,000.00
THAT'S NICE, LLC, 89 FIFTH AVENUE, NEW YORK, NY (https://www.google.com/maps/place/89%20FIFTH%20AVENUE,NEW%20YORK,NY)	Graph	2	\$77,240.00	\$64,480.00	\$64,480.00	\$90,000.00
STUDENT.COM (USA), INC., 89 FIFTH AVENUE, SUITE 703, NEW YORK, NY (https://www.google.com/maps/place/89%20FIFTH%20AVENUE,%20SUITE%20703,NEW%20YORK,NY)	Graph	3	\$59,612.80	\$55,764.80	\$50,939.20	\$72,134.40
Totals	Graph	8	\$69,285.05	\$62,962.00	\$48,000.00	\$110,000.00

Employer Name/Worksite Address	Graph	Count	Mean Wage	Median Wage	Lowest Wage	Highest Wage
THAT'S NICE LLC, 89 5TH AVE, NEW YORK, NY (https://www.google.com/maps/place/89%205TH%20AVE,NEW%20YORK,NY)	Graph	1	\$62,962.00	\$62,962.00	\$62,962.00	\$62,962.00
WOBBLEWORKS INC., 89 FIFTH AVE, NEW YORK, NY (https://www.google.com/maps/place/89%20FIFTH%20AVE,NEW%20YORK,NY)	Graph	1	\$48,000.00	\$48,000.00	\$48,000.00	\$48,000.00
THAT'S NICE, LLC, 89 FIFTH AVENUE, 5TH FLOOR, NEW YORK, NY (https://www.google.com/maps/place/89%20FIFTH%20AVENUE,%205TH%20FLOOR,NEW%20YORK,NY)	Graph	2	\$77,240.00	\$64,480.00	\$64,480.00	\$90,000.00
STUDENT.COM (USA), INC., 89 FIFTH AVENUE, SUITE 703, NEW YORK, NY (https://www.google.com/maps/place/89%20FIFTH%20AVENUE,%20SUITE%20703,NEW%20YORK,NY)	Graph	3	\$59,612.80	\$55,764.80	\$50,939.20	\$72,134.40
Totals	Graph	7	\$63,468.63	\$62,962.00	\$48,000.00	\$90,000.00

Latitude: 40.737653 Longitude: -73.988296

Employer Name/Employer Address	Graph	Count	Mean Wage	Median Wage	Lowest Wage	Highest Wage
BURSON-MARSTELLER LLC, 230 PARK AVENUE SOUTH, NEW YORK, NY (https://www.google.com/maps/place/230%20PARK%20AVENUE%20SOUTH,NEW%20YORK,NY)	Graph	1	\$85,000.00	\$85,000.00	\$85,000.00	\$85,000.00
CASPER SLEEP INC., 230 PARK AVENUE SOUTH, NEW YORK, NY (https://www.google.com/maps/place/230%20PARK%20AVENUE%20SOUTH,NEW%20YORK,NY)	Graph	1	\$144,000.00	\$144,000.00	\$144,000.00	\$144,000.00
CODA VISUAL EFFECTS LTD., 230 PARK AVENUE SOUTH, NEW YORK, NY (https://www.google.com/maps/place/230%20PARK%20AVENUE%20SOUTH,NEW%20YORK,NY)	Graph	1	\$115,000.00	\$115,000.00	\$115,000.00	\$115,000.00
FOOD GROUP, INC, 230 PARK AVENUE SOUTH, NEW YORK, NY (https://www.google.com/maps/place/230%20PARK%20AVENUE%20SOUTH,NEW%20YORK,NY)	Graph	1	\$72,301.00	\$72,301.00	\$72,301.00	\$72,301.00
HOGARTH WORLDWIDE, INC., 230 PARK AVENUE SOUTH, NEW YORK, NY (https://www.google.com/maps/place/230%20PARK%20AVENUE%20SOUTH,NEW%20YORK,NY)	Graph	1	\$75,000.00	\$75,000.00	\$75,000.00	\$75,000.00
CASPER SLEEP, INC., 230 PARK AVENUE SOUTH, NEW YORK, NY (https://www.google.com/maps/place/230%20PARK%20AVENUE%20SOUTH,NEW%20YORK,NY)	Graph	2	\$114,375.00	\$100,000.00	\$100,000.00	\$128,750.00
Totals	Graph	7	\$102,864.43	\$100,000.00	\$72,301.00	\$144,000.00

Employer Name/Worksite Address	Graph	Count	Mean Wage	Median Wage	Lowest Wage	Highest Wage
COMPUNNEL SOFTWARE GROUP, INC., 230 PARK AVE S, NEW YORK, NY (https://www.google.com/maps/place/230%20PARK%20AVE%20S,NEW%20YORK,NY)	Graph	2	\$63,285.00	\$60,000.00	\$60,000.00	\$66,570.00
FOOD GROUP, INC, 230 PARK AVENUE SOUTH, NEW YORK, NY (https://www.google.com/maps/place/230%20PARK%20AVENUE%20SOUTH,NEW%20YORK,NY)	Graph	7	\$97,433.83	\$86,652.80	\$65,333.00	\$144,000.00
Totals	Graph	9	\$89,845.20	\$85,000.00	\$60,000.00	\$144,000.00

Latitude: 40.737662 Longitude: -73.992493

Employer Name/Employer Address	Graph	Count	Mean Wage	Median Wage	Lowest Wage	Highest Wage
MASHABLE, INC., 114 FIFTH AVENUE, NEW YORK, NY (https://www.google.com/maps/place/114%20FIFTH%20AVENUE,NEW%20YORK,NY)	Graph	1	\$48,500.00	\$48,500.00	\$48,500.00	\$48,500.00
FIRST LOOK MEDIA WORKS, INC., 114 5TH AVENUE, NEW YORK, NY (https://www.google.com/maps/place/114%205TH%20AVENUE,NEW%20YORK,NY)	Graph	4	\$92,500.00	\$65,000.00	\$65,000.00	\$155,000.00
AKQA CORPORATION, 114 5TH AVENUE, NEW YORK, NY (https://www.google.com/maps/place/114%205TH%20AVENUE,NEW%20YORK,NY)	Graph	10	\$114,333.30	\$111,051.00	\$38,771.00	\$159,328.00
Totals	Graph	15	\$104,122.20	\$101,483.00	\$38,771.00	\$159,328.00

Employer Name/Worksite Address	Graph	Count	Mean Wage	Median Wage	Lowest Wage	Highest Wage
MARLABS, INC., 114TH 5 AVE, NEW YORK, NY (https://www.google.com/maps/place/114TH%205%20AVE,NEW%20YORK,NY)	Graph	1	\$75,800.00	\$75,800.00	\$75,800.00	\$75,800.00
MARLABS, INC., 114TH 5 AVENUE, NEW YORK CITY, NY (https://www.google.com/maps/place/114TH%205%20AVENUE,NEW%20YORK%20CITY,NY)	Graph	1	\$75,800.00	\$75,800.00	\$75,800.00	\$75,800.00
MPRSFT INC., 114 5TH AVE., NEW YORK, NY (https://www.google.com/maps/place/114%205TH%20AVE.,NEW%20YORK,NY)	Graph	1	\$98,000.00	\$98,000.00	\$98,000.00	\$98,000.00
CLOUDRAY, INC., 114 FIFTH AVE., NEW YORK CITY, NY (https://www.google.com/maps/place/114%20FIFTH%20AVE.,NEW%20YORK%20CITY,NY)	Graph	2	\$72,000.00	\$72,000.00	\$72,000.00	\$72,000.00
MASTERCARD INTERNATIONAL INCORPORATED, 114 5TH AVE, NEW YORK, NY (https://www.google.com/maps/place/114%205TH%20AVE,NEW%20YORK,NY)	Graph	5	\$95,220.00	\$66,000.00	\$60,000.00	\$144,100.00
ADOBE SYSTEMS INCORPORATED, 114 FIFTH AVENUE, NEW YORK, NY (https://www.google.com/maps/place/114%20FIFTH%20AVENUE,NEW%20YORK,NY)	Graph	21	\$93,091.05	\$90,200.00	\$48,500.00	\$147,243.00
CAPITAL ONE SERVICES II LLC, 114 5TH AVENUE, NEW YORK, NY (https://www.google.com/maps/place/114%205TH%20AVENUE,NEW%20YORK,NY)	Graph	43	\$97,947.00	\$95,300.00	\$38,771.00	\$159,328.00
Totals	Graph	74	\$95,085.58	\$91,700.00	\$38,771.00	\$159,328.00

Latitude: 40.737701 Longitude: -73.638344

Employer Name/Employer Address	Graph	Count	Mean Wage	Median Wage	Lowest Wage	Highest Wage
SEVEN OCEANS INSIGHT & INNOVATION INC., 1539 FRANKLIN AVE, SUITE 201, MINEOLA, NY (https://www.google.com/maps/place/1539%20FRANKLIN%20AVE,%20SUITE%20201,MINEOLA,NY)	Graph	1	\$45,760.00	\$45,760.00	\$45,760.00	\$45,760.00
Totals	Graph	1	\$45,760.00	\$45,760.00	\$45,760.00	\$45,760.00

Employer Name/Worksite Address	Graph	Count	Mean Wage	Median Wage	Lowest Wage	Highest Wage
SEVEN OCEANS INSIGHT & INNOVATION INC., 1539 FRANKLIN AVE, SUITE 201, MINEOLA, NY (https://www.google.com/maps/place/1539%20FRANKLIN%20AVE,%20SUITE%20201,MINEOLA,NY)	Graph	1	\$45,760.00	\$45,760.00	\$45,760.00	\$45,760.00
Totals	Graph	1	\$45,760.00	\$45,760.00	\$45,760.00	\$45,760.00

Latitude: 40.737759 Longitude: -73.989866

Employer Name/Worksite Address	Graph	Count	Mean Wage	Median Wage	Lowest Wage	Highest Wage
AMAZON CORPORATE LLC, 37 EAST 18TH STREET, NEW YORK, NY (https://www.google.com/maps/place/37%20EAST%2018TH%20STREET,NEW%20YORK,NY)	Graph	3	\$151,836.67	\$145,255.00	\$145,255.00	\$165,000.00
Totals	Graph	3	\$151,836.67	\$145,255.00	\$145,255.00	\$165,000.00

Latitude: 40.73778 Longitude: -73.988041

Employer Name/Employer Address	Graph	Count	Mean Wage	Median Wage	Lowest Wage	Highest Wage
FAB COMMERCE & DESIGN, INC., 235 PARK AVENUE SOUTH, NEW YORK, NY (https://www.google.com/maps/place/235%20PARK%20AVENUE%20SOUTH,NEW%20YORK,NY)	Graph	1	\$109,242.00	\$109,242.00	\$109,242.00	\$109,242.00
INTERLUDE US, INC., 235 PARK AVENUE SOUTH, NEW YORK, NY (https://www.google.com/maps/place/235%20PARK%20AVENUE%20SOUTH,NEW%20YORK,NY)	Graph	1	\$80,000.00	\$80,000.00	\$80,000.00	\$80,000.00
SAMUEL FRENCH, INC., 235 PARK AVE SOUTH, NEW YORK, NY (https://www.google.com/maps/place/235%20PARK%20AVE%20SOUTH,NEW%20YORK,NY)	Graph	1	\$46,675.20	\$46,675.20	\$46,675.20	\$46,675.20
SAWYER/BERSON ARCHITECTURE & LANDSCAPE ARCHITECTURE, LLP, 235 PARK AVENUE SOUTH, NEW YORK, NY (https://www.google.com/maps/place/235%20PARK%20AVENUE%20SOUTH,NEW%20YORK,NY)	Graph	1	\$70,000.00	\$70,000.00	\$70,000.00	\$70,000.00
TIGERSPIKE INC, 235 PARK AVENUE SOUTH, NEW YORK, NY (https://www.google.com/maps/place/235%20PARK%20AVENUE%20SOUTH,NEW%20YORK,NY)	Graph	3	\$135,000.00	\$135,000.00	\$100,000.00	\$170,000.00
Totals	Graph	7	\$101,559.60	\$100,000.00	\$46,675.20	\$170,000.00

Employer Name/Worksite Address	Graph	Count	Mean Wage	Median Wage	Lowest Wage
INTERLUDE US, INC., 235 PARK AVENUE SOUTH, NEW YORK, NY (https://www.google.com/maps/place/235%20PARK%20AVENUE%20SOUTH,NEW%20YORK,NY)	Graph	3	\$86,414.00	\$80,000.00	\$70,000.00
TIGERSPIKE INC, 235 PARK AVENUE SOUTH, 12TH FLOOR, NEW YORK, NY (https://www.google.com/maps/place/235%20PARK%20AVENUE%20SOUTH,%2012TH%20FLOOR,NEW%20YORK,NY)	Graph	3	\$135,000.00	\$135,000.00	\$100,000.00
Totals	Graph	6	\$110,707.00	\$100,000.00	\$70,000.00

Latitude: 40.73781 Longitude: -73.707203

Employer Name/Employer Address	Graph	Count	Mean Wage	Median Wage	Lowest Wage	Highest Wage
MICROVISION SOLUTIONS LLC, 256-06 HILLSIDE AVE., FLORAL PARK, NY (https://www.google.com/maps/place/256-06%20HILLSIDE%20AVE,,FLORAL%20PARK,NY)	Graph	4	\$54,500.00	\$55,000.00	\$53,000.00	\$55,000.00
Totals	Graph	4	\$54,500.00	\$55,000.00	\$53,000.00	\$55,000.00

Employer Name/Worksite Address	Graph	Count	Mean Wage	Median Wage	Lowest Wage	Highest Wage
--------------------------------	-------	-------	-----------	-------------	-------------	--------------

Employer Name/Worksite Address	Graph	Count	Mean Wage	Median Wage	Lowest Wage	Highest Wage
MICROVISION SOLUTIONS LLC, 256-06 HILLSIDE AVE, FLORAL PARK, NY (https://www.google.com/maps/place/256-06%20HILLSIDE%20AVE,FLORAL%20PARK,NY)	Graph	4	\$54,500.00	\$55,000.00	\$53,000.00	\$55,000.00
Totals	Graph	4	\$54,500.00	\$55,000.00	\$53,000.00	\$55,000.00

Latitude: 40.737813 Longitude: -73.656069

Employer Name/Worksite Address	Graph	Count	Mean Wage	Median Wage	Lowest Wage	Highest Wage
BOWEN MEDIA, INC., 250 FULTON AVE., GARDEN CITY PARK, NY (https://www.google.com/maps/place/250%20FULTON%20AVE.,GARDEN%20CITY%20PARK,NY)	Graph	1	\$53,165.00	\$53,165.00	\$53,165.00	\$53,165.00
Totals	Graph	1	\$53,165.00	\$53,165.00	\$53,165.00	\$53,165.00

Employer Name/Worksite Address	Graph	Count	Mean Wage	Median Wage	Lowest Wage	Highest Wage
BOWEN MEDIA, INC., 250 FULTON AVE., GARDEN CITY PARK, NY (https://www.google.com/maps/place/250%20FULTON%20AVE.,GARDEN%20CITY%20PARK,NY)	Graph	1	\$53,165.00	\$53,165.00	\$53,165.00	\$53,165.00
Totals	Graph	1	\$53,165.00	\$53,165.00	\$53,165.00	\$53,165.00

Latitude: 40.737838 Longitude: -73.64509

Employer Name/Worksite Address	Graph	Count	Mean Wage	Median Wage	Lowest Wage	Highest Wage
MOBIQUITY TECHNOLOGIES, INC., 600 OLD COUNTRY RD, GARDEN CITY, NY (https://www.google.com/maps/place/600%20OLD%20COUNTRY%20RD,GARDEN%20CITY,NY)	Graph	1	\$91,416.00	\$91,416.00	\$91,416.00	\$91,416.00
NADLER AND UPBIN LLP, 600 OLD COUNTRY ROAD, GARDEN CITY, NY (https://www.google.com/maps/place/600%20OLD%20COUNTRY%20ROAD,GARDEN%20CITY,NY)	Graph	2	\$56,451.00	\$56,451.00	\$56,451.00	\$56,451.00
Totals	Graph	3	\$68,106.00	\$56,451.00	\$56,451.00	\$91,416.00

Employer Name/Worksite Address	Graph	Count	Mean Wage	Median Wage	Lowest Wage	Highest Wage
NADLER AND UPBIN LLP, 600 OLD COUNTRY ROAD, GARDEN CITY, NY (https://www.google.com/maps/place/600%20OLD%20COUNTRY%20ROAD,GARDEN%20CITY,NY)	Graph	2	\$56,451.00	\$56,451.00	\$56,451.00	\$56,451.00
Totals	Graph	2	\$56,451.00	\$56,451.00	\$56,451.00	\$56,451.00

Latitude: 40.737859 Longitude: -73.988147

Employer Name/Worksite Address	Graph	Count	Mean Wage	Median Wage	Lowest Wage	Highest Wage
INTERLUDE US, INC., 235 PARK AVENUE, NEW YORK, NY (https://www.google.com/maps/place/235%20PARK%20AVENUE,NEW%20YORK,NY)	Graph	1	\$80,000.00	\$80,000.00	\$80,000.00	\$80,000.00
PS BUSINESS MANAGEMENT LLC, 235 PARK AVENUE, NEW YORK, NY (https://www.google.com/maps/place/235%20PARK%20AVENUE,NEW%20YORK,NY)	Graph	1	\$36,000.00	\$36,000.00	\$36,000.00	\$36,000.00
Totals	Graph	2	\$58,000.00	\$36,000.00	\$36,000.00	\$80,000.00

Employer Name/Worksite Address	Graph	Count	Mean Wage	Median Wage	Lowest Wage	Highest Wage
INTERLUDE US, INC., 235 PARK AVENUE, NEW YORK, NY (https://www.google.com/maps/place/235%20PARK%20AVENUE,NEW%20YORK,NY)	Graph	2	\$58,000.00	\$36,000.00	\$36,000.00	\$80,000.00
Totals	Graph	2	\$58,000.00	\$36,000.00	\$36,000.00	\$80,000.00

Latitude: 40.737883 Longitude: -73.877239

Employer Name/Worksite Address	Graph	Count	Mean Wage	Median Wage	Lowest Wage	Highest Wage
NEW YORK ASIAN WOMEN'S CENTER, 86-26 BROADWAY, ELMHURST, NY (https://www.google.com/maps/place/86-26%20BROADWAY,ELMHURST,NY)	Graph	1	\$38,000.00	\$38,000.00	\$38,000.00	\$38,000.00
Totals	Graph	1	\$38,000.00	\$38,000.00	\$38,000.00	\$38,000.00

Latitude: 40.737916 Longitude: -73.990161

Employer Name/Employer Address	Graph	Count	Mean Wage	Median Wage	Lowest Wage	Highest Wage
ANASTASIO ARCHITECT, P.C., 873 BROADWAY, NEW YORK, NY (https://www.google.com/maps/place/873%20BROADWAY,NEW%20YORK,NY)	Graph	1	\$45,000.00	\$45,000.00	\$45,000.00	\$45,000.00
LANG ARCHITECTURE LLC, 285 WEST BROADWAY SUITE 300, NEW YORK, NY (https://www.google.com/maps/place/285%20WEST%20BROADWAY%20SUITE%20300,NEW%20YORK,NY)	Graph	1	\$60,000.00	\$60,000.00	\$60,000.00	\$60,000.00
Totals	Graph	2	\$52,500.00	\$45,000.00	\$45,000.00	\$60,000.00

Employer Name/Worksite Address	Graph	Count	Mean Wage	Median Wage	Lowest Wage	Highest Wage
ANASTASIO ARCHITECT, P.C., 873 BROADWAY, NEW YORK, NY (https://www.google.com/maps/place/873%20BROADWAY,NEW%20YORK,NY)	Graph	1	\$45,000.00	\$45,000.00	\$45,000.00	\$45,000.00
LANG ARCHITECTURE LLC, 285 WEST BROADWAY SUITE 300, NEW YORK, NY (https://www.google.com/maps/place/285%20WEST%20BROADWAY%20SUITE%20300,NEW%20YORK,NY)	Graph	1	\$60,000.00	\$60,000.00	\$60,000.00	\$60,000.00
WEEBLY, INC., 873 BROADWAY, #501, NEW YORK, NY (https://www.google.com/maps/place/873%20BROADWAY,%20#501,NEW%20YORK,NY)	Graph	1	\$125,000.00	\$125,000.00	\$125,000.00	\$125,000.00
Totals	Graph	3	\$76,666.67	\$60,000.00	\$45,000.00	\$125,000.00

Latitude: 40.737922 Longitude: -73.47833

Employer Name/Employer Address	Graph	Count	Mean Wage	Median Wage	Lowest Wage	Highest Wage
KRAVET INC., 225 CENTRAL AVENUE SOUTH, BETHPAGE, NY (https://www.google.com/maps/place/225%20CENTRAL%20AVENUE%20SOUTH,BETHPAGE,NY)	Graph	3	\$183,373.06	\$220,209.60	\$109,699.98	\$220,209.60
Totals	Graph	3	\$183,373.06	\$220,209.60	\$109,699.98	\$220,209.60

Employer Name/Worksite Address	Graph	Count	Mean Wage	Median Wage	Lowest Wage	Highest Wage
KRAVET INC., 225 CENTRAL AVENUE SOUTH, BETHPAGE, NY (https://www.google.com/maps/place/225%20CENTRAL%20AVENUE%20SOUTH,BETHPAGE,NY)	Graph	2	\$164,954.79	\$109,699.98	\$109,699.98	\$220,209.60
Totals	Graph	2	\$164,954.79	\$109,699.98	\$109,699.98	\$220,209.60

Latitude: 40.737958 Longitude: -73.97784

Employer Name/Worksite Address	Graph	Count	Mean Wage	Median Wage	Lowest Wage	Highest Wage
NEW YORK UNIVERSITY SCHOOL OF MEDICINE, 433 FIRST AVENUE, NEW YORK, NY (https://www.google.com/maps/place/433%20FIRST%20AVENUE,NEW%20YORK,NY)	Graph	2	\$52,564.00	\$49,128.00	\$49,128.00	\$56,000.00
Totals	Graph	2	\$52,564.00	\$49,128.00	\$49,128.00	\$56,000.00

Latitude: 40.737995 Longitude: -73.882477

Employer Name/Worksite Address	Graph	Count	Mean Wage	Median Wage	Lowest Wage	Highest Wage
STRATA DECISION TECHNOLOGY, LLC, 81-15 QUEENS BLVD., ELMHURST, NY (https://www.google.com/maps/place/81-15%20QUEENS%20BLVD.,ELMHURST,NY)	Graph	1	\$87,000.00	\$87,000.00	\$87,000.00	\$87,000.00
Totals	Graph	1	\$87,000.00	\$87,000.00	\$87,000.00	\$87,000.00

Latitude: 40.738036 Longitude: -73.637462

Employer Name/Worksite Address	Graph	Count	Mean Wage	Median Wage	Lowest Wage	Highest Wage
TEKENERGY LLC, 1505 KELLUM PLACE, MINEOLA, NY (https://www.google.com/maps/place/1505%20KELLUM%20PLACE,MINEOLA,NY)	Graph	1	\$57,000.00	\$57,000.00	\$57,000.00	\$57,000.00
Totals	Graph	1	\$57,000.00	\$57,000.00	\$57,000.00	\$57,000.00

Latitude: 40.738044 Longitude: -73.992214

Employer Name/Employer Address	Graph	Count	Mean Wage	Median Wage	Lowest Wage	Highest Wage
HIGHMORE GROUP ADVISORS, LLC, 120 5TH AVENUE, 6TH FLOOR, NEW YORK, NY (https://www.google.com/maps/place/120%205TH%20AVENUE,%206TH%20FLOOR,NEW%20YORK,NY)	Graph	1	\$66,000.00	\$66,000.00	\$66,000.00	\$66,000.00
Totals	Graph	1	\$66,000.00	\$66,000.00	\$66,000.00	\$66,000.00

Employer Name/Worksite Address	Graph	Count	Mean Wage	Median Wage	Lowest Wage	Highest Wage
HIGHMORE GROUP ADVISORS, LLC, 120 5TH AVENUE, 6TH FLOOR, NEW YORK, NY (https://www.google.com/maps/place/120%205TH%20AVENUE,%206TH%20FLOOR,NEW%20YORK,NY)	Graph	1	\$66,000.00	\$66,000.00	\$66,000.00	\$66,000.00
Totals	Graph	1	\$66,000.00	\$66,000.00	\$66,000.00	\$66,000.00

Latitude: 40.738064 Longitude: -73.983562

Employer Name/Employer Address	Graph	Count	Mean Wage	Median Wage	Lowest Wage	Highest Wage
DECISIONMAPPER CORPORATION, 202 EAST 22ND STREET, SUITE 1, NEW YORK, NY (https://www.google.com/maps/place/202%20EAST%2022ND%20STREET,%20SUITE%201,NEW%20YORK,NY)	Graph	1	\$110,000.00	\$110,000.00	\$110,000.00	\$110,000.00
Totals	Graph	1	\$110,000.00	\$110,000.00	\$110,000.00	\$110,000.00

Employer Name/Worksite Address	Graph	Count	Mean Wage	Median Wage	Lowest Wage	Highest Wage
DECISIONMAPPER CORPORATION, 202 EAST 22ND STREET, SUITE 1, NEW YORK, NY (https://www.google.com/maps/place/202%20EAST%2022ND%20STREET,%20SUITE%201,NEW%20YORK,NY)	Graph	1	\$110,000.00	\$110,000.00	\$110,000.00	\$110,000.00
Totals	Graph	1	\$110,000.00	\$110,000.00	\$110,000.00	\$110,000.00

Latitude: 40.73809 Longitude: -73.479698

Employer Name/Worksite Address	Graph	Count	Mean Wage	Median Wage	Lowest Wage	Highest Wage
KRAVET INC., 255 CENTRAL AVENUE SOUTH, BETHPAGE, NY (https://www.google.com/maps/place/255%20CENTRAL%20AVENUE%20SOUTH,BETHPAGE,NY)	Graph	1	\$220,209.60	\$220,209.60	\$220,209.60	\$220,209.60
Totals	Graph	1	\$220,209.60	\$220,209.60	\$220,209.60	\$220,209.60

Latitude: 40.738113 Longitude: -73.992001

Employer Name/Employer Address	Graph	Count	Mean Wage	Median Wage	Lowest Wage	Highest Wage
MP & SILVA LLC, 101 5TH AVENUE, NEW YORK, NY (https://www.google.com/maps/place/101%205TH%20AVENUE,NEW%20YORK,NY)	Graph	1	\$63,000.00	\$63,000.00	\$63,000.00	\$63,000.00
COCKROACH LABS, INC., 101 5TH AVENUE, NEW YORK, NY (https://www.google.com/maps/place/101%205TH%20AVENUE,NEW%20YORK,NY)	Graph	2	\$127,250.00	\$100,000.00	\$100,000.00	\$154,500.00
POSTLIGHT LLC, 101 FIFTH AVENUE, NEW YORK, NY (https://www.google.com/maps/place/101%20FIFTH%20AVENUE,NEW%20YORK,NY)	Graph	2	\$100,000.00	\$100,000.00	\$100,000.00	\$100,000.00
Totals	Graph	5	\$103,500.00	\$100,000.00	\$63,000.00	\$154,500.00

Employer Name/Worksite Address	Graph	Count	Mean Wage	Median Wage	Lowest Wage	Highest Wage
ADROLL, INC., 101 5TH AVE, NEW YORK, NY (https://www.google.com/maps/place/101%205TH%20AVE,NEW%20YORK,NY)	Graph	2	\$92,500.00	\$85,000.00	\$85,000.00	\$100,000.00
POSTLIGHT LLC, 101 FIFTH AVENUE, NEW YORK, NY (https://www.google.com/maps/place/101%20FIFTH%20AVENUE,NEW%20YORK,NY)	Graph	2	\$100,000.00	\$100,000.00	\$100,000.00	\$100,000.00
COCKROACH LABS, INC., 101 5TH AVENUE, NEW YORK, NY (https://www.google.com/maps/place/101%205TH%20AVENUE,NEW%20YORK,NY)	Graph	3	\$105,833.33	\$100,000.00	\$63,000.00	\$154,500.00
Totals	Graph	7	\$100,357.14	\$100,000.00	\$63,000.00	\$154,500.00

Latitude: 40.738137 Longitude: -73.883816

Employer Name/Employer Address	Graph	Count	Mean Wage	Median Wage	Lowest Wage	Highest Wage
METROPOLITAN LEARNING INSTITUTE INC., 9777 QUEENS BLVD 9TH FLOOR, REGO PARK, NY (https://www.google.com/maps/place/9777%20QUEENS%20BLVD%209TH%20FLOOR,REGO%20PARK,NY)	Graph	1	\$52,000.00	\$52,000.00	\$52,000.00	\$52,000.00
Totals	Graph	1	\$52,000.00	\$52,000.00	\$52,000.00	\$52,000.00

Employer Name/Worksite Address	Graph	Count	Mean Wage	Median Wage	Lowest Wage	Highest Wage
METROPOLITAN LEARNING INSTITUTE INC., 9777 QUEENS BLVD 9TH FLOOR, REGO PARK, NY (https://www.google.com/maps/place/9777%20QUEENS%20BLVD%209TH%20FLOOR,REGO%20PARK,NY)	Graph	1	\$52,000.00	\$52,000.00	\$52,000.00	\$52,000.00
DELOITTE CONSULTING LLP, 9525 QUEENS BOULEVARD, REGO PARK, NY (https://www.google.com/maps/place/9525%20QUEENS%20BOULEVARD,REGO%20PARK,NY)	Graph	15	\$73,403.00	\$73,403.00	\$73,403.00	\$73,403.00
Totals	Graph	16	\$72,065.31	\$73,403.00	\$52,000.00	\$73,403.00

Latitude: 40.73814 Longitude: -73.955366

Employer Name/Employer Address	Graph	Count	Mean Wage	Median Wage	Lowest Wage	Highest Wage
STUDIO KANJI ISHII INC., 1166 MANHATTAN AVENUE, SUITE 401, BROOKLYN, NY (https://www.google.com/maps/place/1166%20MANHATTAN%20AVENUE,%20SUITE%20401,BROOKLYN,NY)	Graph	1	\$38,917.00	\$38,917.00	\$38,917.00	\$38,917.00
Totals	Graph	1	\$38,917.00	\$38,917.00	\$38,917.00	\$38,917.00

Employer Name/Worksite Address	Graph	Count	Mean Wage	Median Wage	Lowest Wage	Highest Wage
STUDIO KANJI ISHII INC., 1166 MANHATTAN AVENUE, SUITE 401, BROOKLYN, NY (https://www.google.com/maps/place/1166%20MANHATTAN%20AVENUE,%20SUITE%20401,BROOKLYN,NY)	Graph	1	\$38,917.00	\$38,917.00	\$38,917.00	\$38,917.00
Totals	Graph	1	\$38,917.00	\$38,917.00	\$38,917.00	\$38,917.00

Latitude: 40.738151 Longitude: -73.992136

Employer Name/Employer Address	Graph	Count	Mean Wage	Median Wage	Lowest Wage	Highest Wage
BARNES & NOBLE, INC., 122 5TH AVENUE, NEW YORK, NY (https://www.google.com/maps/place/122%205TH%20AVENUE,NEW%20YORK,NY)	Graph	2	\$192,500.00	\$155,000.00	\$155,000.00	\$230,000.00
Totals	Graph	2	\$192,500.00	\$155,000.00	\$155,000.00	\$230,000.00

Employer Name/Worksite Address	Graph	Count	Mean Wage	Median Wage	Lowest Wage	Highest Wage
BARNES & NOBLE, INC., 122 5TH AVENUE, NEW YORK, NY (https://www.google.com/maps/place/122%205TH%20AVENUE,NEW%20YORK,NY)	Graph	1	\$230,000.00	\$230,000.00	\$230,000.00	\$230,000.00
FIRST TEK , INC., 122 FIFTH AVENUE, MANHATTAN, NY (https://www.google.com/maps/place/122%20FIFTH%20AVENUE,MANHATTAN,NY)	Graph	1	\$75,795.00	\$75,795.00	\$75,795.00	\$75,795.00

Employer Name/Worksite Address	Graph	Count	Mean Wage	Median Wage	Lowest Wage	H
PANTAR SOLUTIONS INC, 122 5TH AVE, 6TH FLOOR, NEW YORK CITY, NY (https://www.google.com/maps/place/122%205TH%20AVE,%206TH%20FLOOR,NEW%20YORK%20CITY,NY)	Graph	1	\$70,300.00	\$70,300.00	\$70,300.00	\$7
PANTAR SOLUTIONS INC, 122 5TH AVENUE, 6TH FLOOR, NEW YORK CITY, NY (https://www.google.com/maps/place/122%205TH%20AVENUE,%206TH%20FLOOR,NEW%20YORK%20CITY,NY)	Graph	1	\$70,250.00	\$70,250.00	\$70,250.00	\$7
THE WILLIAM CARTER COMPANY INC., 122 FIFTH AVENUE, NEW YORK, NY (https://www.google.com/maps/place/122%20FIFTH%20AVENUE,NEW%20YORK,NY)	Graph	1	\$97,614.00	\$97,614.00	\$97,614.00	\$9
Totals	Graph	5	\$108,791.80	\$75,795.00	\$70,250.00	\$25

Latitude: 40.738152 Longitude: -73.990795

Employer Name/Employer Address	Graph	Count	Mean Wage	Median Wage	Lowest Wage	Highest Wage
ABRUZZO DOCG, INC., 15 E. 18TH STREET, NEW YORK, NY (https://www.google.com/maps/place/15%20E.%2018TH%20STREET,NEW%20YORK,NY)	Graph	2	\$67,366.10	\$63,263.20	\$63,263.20	\$71,469.00
Totals	Graph	2	\$67,366.10	\$63,263.20	\$63,263.20	\$71,469.00

Employer Name/Worksite Address	Graph	Count	Mean Wage	Median Wage	Lowest Wage	Highest Wage
ABRUZZO DOCG, INC., 15 E. 18TH STREET, NEW YORK, NY (https://www.google.com/maps/place/15%20E.%2018TH%20STREET,NEW%20YORK,NY)	Graph	2	\$67,366.10	\$63,263.20	\$63,263.20	\$71,469.00
Totals	Graph	2	\$67,366.10	\$63,263.20	\$63,263.20	\$71,469.00

Latitude: 40.738164 Longitude: -73.97933

Employer Name/Worksite Address	Graph	Count	Mean Wage	Median Wage	Lowest Wage	Highest Wage
NEW YORK UNIVERSITY, 345 EAST 24TH STREET, NEW YORK, NY (https://www.google.com/maps/place/345%20EAST%2024TH%20STREET,NEW%20YORK,NY)	Graph	7	\$87,870.17	\$75,545.60	\$52,000.00	\$140,000.00
Totals	Graph	7	\$87,870.17	\$75,545.60	\$52,000.00	\$140,000.00

Latitude: 40.738195 Longitude: -73.993056

Employer Name/Employer Address	Graph	Count	Mean Wage	Median Wage	Lowest Wage	
JOHN VARVATOS ENTERPRISES, INC., 26 WEST 17TH STREET, 12TH FLOOR, NEW YORK, NY (https://www.google.com/maps/place/26%20WEST%2017TH%20STREET,%2012TH%20FLOOR,NEW%20YORK,NY)	Graph	1	\$115,000.00	\$115,000.00	\$115,000.00	\$
Totals	Graph	1	\$115,000.00	\$115,000.00	\$115,000.00	\$

Employer Name/Worksite Address	Graph	Count	Mean Wage	Median Wage	Lowest Wage	f
JOHN VARVATOS ENTERPRISES, INC., 26 WEST 17TH STREET, NEW YORK, NY (https://www.google.com/maps/place/26%20WEST%2017TH%20STREET,NEW%20YORK,NY)	Graph	1	\$115,000.00	\$115,000.00	\$115,000.00	\$1
UMA EDUCATION, INC., 26 WEST 17TH STREET, 4TH FLOOR, NEW YORK, NY (https://www.google.com/maps/place/26%20WEST%2017TH%20STREET,%204TH%20FLOOR,NEW%20YORK,NY)	Graph	1	\$60,000.00	\$60,000.00	\$60,000.00	\$1
Totals	Graph	2	\$87,500.00	\$60,000.00	\$60,000.00	\$1

Latitude: 40.738199 Longitude: -73.992725

Employer Name/Employer Address	Graph	Count	Mean Wage	Median Wage	Lowest Wage	Highest Wage
GATES CREATIVE LLC, 17 WEST 17TH STREET, NEW YORK, NY (https://www.google.com/maps/place/17%20WEST%2017TH%20STREET,NEW%20YORK,NY)	Graph	1	\$40,000.00	\$40,000.00	\$40,000.00	\$40,000.00
Totals	Graph	1	\$40,000.00	\$40,000.00	\$40,000.00	\$40,000.00

Employer Name/Worksite Address	Graph	Count	Mean Wage	Median Wage	Lowest Wage	Highest Wage
GATES CREATIVE LLC, 17 WEST 17TH STREET, NEW YORK, NY (https://www.google.com/maps/place/17%20WEST%2017TH%20STREET,NEW%20YORK,NY)	Graph	1	\$40,000.00	\$40,000.00	\$40,000.00	\$40,000.00
Totals	Graph	1	\$40,000.00	\$40,000.00	\$40,000.00	\$40,000.00

Latitude: 40.738232 Longitude: -74.006534

Employer Name/Employer Address	Graph	Count	Mean Wage	Median Wage	Lowest Wage	Highest Wage
IS DEVELOPMENT, 818 GREENWICH ST, NY, NY (https://www.google.com/maps/place/818%20GREENWICH%20ST,NY,NY)	Graph	1	\$150,000.00	\$150,000.00	\$150,000.00	\$150,000.00
Totals	Graph	1	\$150,000.00	\$150,000.00	\$150,000.00	\$150,000.00

Employer Name/Worksite Address	Graph	Count	Mean Wage	Median Wage	Lowest Wage	Highest Wage
IS DEVELOPMENT, 818 GREENWICH STREET, NEW YORK, NY (https://www.google.com/maps/place/818%20GREENWICH%20STREET,NEW%20YORK,NY)	Graph	1	\$150,000.00	\$150,000.00	\$150,000.00	\$150,000.00
Totals	Graph	1	\$150,000.00	\$150,000.00	\$150,000.00	\$150,000.00

Latitude: 40.738269 Longitude: -73.987844

Employer Name/Employer Address	Graph	Count	Mean Wage	Median Wage	Lowest Wage	Highest Wage
ALL MARKET INC., 250 PARK AVE SOUTH, NEW YORK, NY (https://www.google.com/maps/place/250%20PARK%20AVE%20SOUTH,NEW%20YORK,NY)	Graph	1	\$85,490.16	\$85,490.16	\$85,490.16	\$85,490.16
KALTURA, INC., 250 PARK AVENUE SOUTH, FLOOR 10, NY (https://www.google.com/maps/place/250%20PARK%20AVENUE%20SOUTH,FLOOR%2010,NY)	Graph	1	\$66,000.00	\$66,000.00	\$66,000.00	\$66,000.00
KALTURA, INC., 250 PARK AVENUE SOUTH, NEW YORK, NY (https://www.google.com/maps/place/250%20PARK%20AVENUE%20SOUTH,NEW%20YORK,NY)	Graph	1	\$130,000.00	\$130,000.00	\$130,000.00	\$130,000.00
PENTAGRAM DESIGN INC, 250 PARK AVENUE SOUTH, NEW YORK, NY (https://www.google.com/maps/place/250%20PARK%20AVENUE%20SOUTH,NEW%20YORK,NY)	Graph	1	\$80,000.00	\$80,000.00	\$80,000.00	\$80,000.00
ODA - ARCHITECTURE, P.C., 250 PARK AVENUE SOUTH, NEW YORK, NY (https://www.google.com/maps/place/250%20PARK%20AVENUE%20SOUTH,NEW%20YORK,NY)	Graph	6	\$62,654.00	\$55,000.00	\$45,000.00	\$100,000.00
Totals	Graph	10	\$73,741.42	\$63,800.00	\$45,000.00	\$130,000.00

Employer Name/Worksite Address	Graph	Count	Mean Wage	Median Wage	Lowest Wage	Highest Wage
ALL MARKET INC., 250 PARK AVE SOUTH, NEW YORK, NY (https://www.google.com/maps/place/250%20PARK%20AVE%20SOUTH,NEW%20YORK,NY)	Graph	2	\$82,745.08	\$80,000.00	\$80,000.00	\$85,490.16
FLEXPORT, INC., 250 PARK AVE S, SUITE 203, NEW YORK, NY (https://www.google.com/maps/place/250%20PARK%20AVE%20S,%20SUITE%20203,NEW%20YORK,NY)	Graph	2	\$66,455.00	\$52,910.00	\$52,910.00	\$80,000.00
ODA - ARCHITECTURE, P.C., 250 PARK AVENUE SOUTH, NEW YORK, NY (https://www.google.com/maps/place/250%20PARK%20AVENUE%20SOUTH,NEW%20YORK,NY)	Graph	8	\$71,490.50	\$62,500.00	\$45,000.00	\$130,000.00
Totals	Graph	12	\$72,527.01	\$63,800.00	\$45,000.00	\$130,000.00

Latitude: 40.73828 Longitude: -73.982009

Employer Name/Employer Address	Graph	Count	Mean Wage	Median Wage	Lowest Wage	Highest Wage
APPLICCO, 220 EAST 23RD STREET, NEW YORK, NY (https://www.google.com/maps/place/220%20EAST%2023RD%20STREET,NEW%20YORK,NY)	Graph	1	\$90,000.00	\$90,000.00	\$90,000.00	\$90,000.00
APPLICCO, 220 EAST 23RD STREET, SUITE 510, NEW YORK, NY (https://www.google.com/maps/place/220%20EAST%2023RD%20STREET,%20SUITE%20510,NEW%20YORK,NY)	Graph	1	\$115,000.00	\$115,000.00	\$115,000.00	\$115,000.00
DIMASSIMO INC., 220 EAST 23RD STREET, 2ND FLOOR, NEW YORK, NY (https://www.google.com/maps/place/220%20EAST%2023RD%20STREET,%202ND%20FLOOR,NEW%20YORK,NY)	Graph	1	\$37,900.00	\$37,900.00	\$37,900.00	\$37,900.00

Employer Name/Employer Address	Graph	Count	Mean Wage	Median Wage	Lowest Wage	
BUTTON INC., 220 EAST 23RD STREET, NEW YORK, NY (https://www.google.com/maps/place/220%20EAST%2023RD%20STREET,NEW%20YORK,NY)	Graph	3	\$185,000.00	\$175,000.00	\$145,000.00	\$
Totals	Graph	6	\$132,983.33	\$115,000.00	\$37,900.00	\$

Employer Name/Worksite Address	Graph	Count	Mean Wage	Median Wage	Lowest Wage	
APPLICO, 220 E 23RD STREET, SUITE 501, NEW YORK, NY (https://www.google.com/maps/place/220%20E%2023RD%20STREET,%20SUITE%20501,NEW%20YORK,NY)	Graph	1	\$115,000.00	\$115,000.00	\$115,000.00	\$
APPLICO, 220 EAST 23RD STREET, NEW YORK, NY (https://www.google.com/maps/place/220%20EAST%2023RD%20STREET,NEW%20YORK,NY)	Graph	1	\$90,000.00	\$90,000.00	\$90,000.00	\$
DIMASSIMO INC., 220 EAST 23RD STREET, 2ND FLOOR, NEW YORK, NY (https://www.google.com/maps/place/220%20EAST%2023RD%20STREET,%202ND%20FLOOR,NEW%20YORK,NY)	Graph	1	\$37,900.00	\$37,900.00	\$37,900.00	\$
MOPHONICS, INC., 220 E. 23RD STREET, NEW YORK, NY (https://www.google.com/maps/place/220%20E.%2023RD%20STREET,NEW%20YORK,NY)	Graph	1	\$32,760.00	\$32,760.00	\$32,760.00	\$
Totals	Graph	4	\$68,915.00	\$37,900.00	\$32,760.00	\$

Latitude: 40.738294 Longitude: -73.993291

Employer Name/Employer Address	Graph	Count	Mean Wage	Median Wage	Lowest Wage	Highest Wage
PROJECT HEALTHY LIVING, INC., 33W 17TH STREET, NEW YORK, NY (https://www.google.com/maps/place/33W%2017TH%20STREET,NEW%20YORK,NY)	Graph	1	\$50,000.00	\$50,000.00	\$50,000.00	\$50,000.00
Totals	Graph	1	\$50,000.00	\$50,000.00	\$50,000.00	\$50,000.00

Employer Name/Worksite Address	Graph	Count	Mean Wage	Median Wage	Lowest Wage	Highest Wage
PROJECT HEALTHY LIVING, INC., 33W 17TH STREET, NEW YORK, NY (https://www.google.com/maps/place/33W%2017TH%20STREET,NEW%20YORK,NY)	Graph	1	\$50,000.00	\$50,000.00	\$50,000.00	\$50,000.00
Totals	Graph	1	\$50,000.00	\$50,000.00	\$50,000.00	\$50,000.00

Latitude: 40.738297 Longitude: -73.989329

Employer Name/Employer Address	Graph	Count	Mean Wage	Median Wage	Lowest Wage	Highest Wage
KEATON ROW, INC., 47 EAST 19TH STREET, FIFTH FLOOR, NEW YORK, NY (https://www.google.com/maps/place/47%20EAST%2019TH%20STREET,%20FIFTH%20FLOOR,NEW%20YORK,NY)	Graph	1	\$50,000.00	\$50,000.00	\$50,000.00	\$50,000.00
Totals	Graph	1	\$50,000.00	\$50,000.00	\$50,000.00	\$50,000.00

Employer Name/Worksite Address	Graph	Count	Mean Wage	Median Wage	Lowest Wage	Highest Wage
KEATON ROW, INC., 47 EAST 19TH STREET, NEW YORK, NY (https://www.google.com/maps/place/47%20EAST%2019TH%20STREET,NEW%20YORK,NY)	Graph	1	\$50,000.00	\$50,000.00	\$50,000.00	\$50,000.00
Totals	Graph	1	\$50,000.00	\$50,000.00	\$50,000.00	\$50,000.00

Latitude: 40.738326 Longitude: -73.999315

Employer Name/Employer Address	Graph	Count	Mean Wage	Median Wage	Lowest Wage	Highest Wage
GROVE ATLANTIC, INC., 154 WEST 14TH STREET, NEW YORK, NY (https://www.google.com/maps/place/154%20WEST%2014TH%20STREET,NEW%20YORK,NY)	Graph	1	\$38,771.20	\$38,771.20	\$38,771.20	\$38,771.20
FREDERICK GOLDMAN, INC., 154 W. 14TH STREET, NEW YORK, NY (https://www.google.com/maps/place/154%20W.%2014TH%20STREET,NEW%20YORK,NY)	Graph	2	\$55,372.00	\$55,000.00	\$55,000.00	\$55,744.00
Totals	Graph	3	\$49,838.40	\$55,000.00	\$38,771.20	\$55,744.00

Employer Name/Worksite Address	Graph	Count	Mean Wage	Median Wage	Lowest Wage	Highest Wage
GROVE ATLANTIC, INC., 154 WEST 14TH STREET, NEW YORK, NY (https://www.google.com/maps/place/154%20WEST%2014TH%20STREET,NEW%20YORK,NY)	Graph	3	\$49,838.40	\$55,000.00	\$38,771.20	\$55,744.00
Totals	Graph	3	\$49,838.40	\$55,000.00	\$38,771.20	\$55,744.00

Latitude: 40.738365 Longitude: -73.99312

Employer Name/Employer Address	Graph	Count	Mean Wage	Median Wage	Lowest Wage	I
SHAKESPEARE GORDON VLADO ARCHITECTS PLLC, 29 WEST 17TH STREET , 4TH FLOOR, NEW YORK, NY (https://www.google.com/maps/place/29%20WEST%2017TH%20STREET%20,%204TH%20FLOOR,NEW%20YORK,NY)	Graph	1	\$75,000.00	\$75,000.00	\$75,000.00	\$
SHAKESPEARE GORDON VLADO ARCHITECTS PLLC, 29 WEST 17TH STREET, 4TH FLOOR, NEW YORK, NY (https://www.google.com/maps/place/29%20WEST%2017TH%20STREET,%204TH%20FLOOR,NEW%20YORK,NY)	Graph	1	\$45,000.00	\$45,000.00	\$45,000.00	\$
SHAKESPEARE GORDON VLADO ARCHITECTS PLLC, 29 WEST 17TH STREET, 4TH FLR, NEW YORK, NY (https://www.google.com/maps/place/29%20WEST%2017TH%20STREET,%204TH%20FLR,NEW%20YORK,NY)	Graph	1	\$75,000.00	\$75,000.00	\$75,000.00	\$
Totals	Graph	3	\$65,000.00	\$75,000.00	\$45,000.00	\$

Employer Name/Worksite Address	Graph	Count	Mean Wage	Median Wage	Lowest Wage	Hi V
SHAKESPEARE GORDON VLADO ARCHITECTS PLLC, 29TH WEST 17TH STREET, 4TH FLOOR, NEW YORK, NY (https://www.google.com/maps/place/29TH%20WEST%2017TH%20STREET,%204TH%20FLOOR,NEW%20YORK,NY)	Graph	1	\$45,000.00	\$45,000.00	\$45,000.00	\$45,000.00
SHAKESPEARE GORDON VLADO ARCHITECTS PLLC, 29 WEST 17TH STREET, 4TH FLR, NEW YORK, NY (https://www.google.com/maps/place/29%20WEST%2017TH%20STREET,%204TH%20FLR,NEW%20YORK,NY)	Graph	2	\$75,000.00	\$75,000.00	\$75,000.00	\$75,000.00
Totals	Graph	3	\$65,000.00	\$75,000.00	\$45,000.00	\$75,000.00

Latitude: 40.738366 Longitude: -73.987609

Employer Name/Employer Address	Graph	Count	Mean Wage	Median Wage	Lowest Wage	Highest Wage
CARL HANSEN & SON CORP, 251 PARK AVENUE SOUTH, NEW YORK, NY (https://www.google.com/maps/place/251%20PARK%20AVENUE%20SOUTH,NEW%20YORK,NY)	Graph	2	\$53,875.00	\$52,750.00	\$52,750.00	\$55,000.00
Totals	Graph	2	\$53,875.00	\$52,750.00	\$52,750.00	\$55,000.00

Employer Name/Worksite Address	Graph	Count	Mean Wage	Median Wage	Lowest Wage	Highest Wage
CARL HANSEN & SON CORP, 251 PARK AVENUE SOUTH, NEW YORK, NY (https://www.google.com/maps/place/251%20PARK%20AVENUE%20SOUTH,NEW%20YORK,NY)	Graph	3	\$60,916.67	\$55,000.00	\$52,750.00	\$75,000.00
Totals	Graph	3	\$60,916.67	\$55,000.00	\$52,750.00	\$75,000.00

Latitude: 40.738368 Longitude: -73.989914

Employer Name/Employer Address	Graph	Count	Mean Wage	Median Wage	Lowest Wage	Highest Wage
ABC HOME FURNISHING INC, 888 BROADWAY, NEW YORK, NY (https://www.google.com/maps/place/888%20BROADWAY,NEW%20YORK,NY)	Graph	1	\$62,000.00	\$62,000.00	\$62,000.00	\$62,000.00
Totals	Graph	1	\$62,000.00	\$62,000.00	\$62,000.00	\$62,000.00

Employer Name/Worksite Address	Graph	Count	Mean Wage	Median Wage	Lowest Wage	Highest Wage
ABC HOME FURNISHING INC, 888 BROADWAY, NEW YORK, NY (https://www.google.com/maps/place/888%20BROADWAY,NEW%20YORK,NY)	Graph	1	\$62,000.00	\$62,000.00	\$62,000.00	\$62,000.00
Totals	Graph	1	\$62,000.00	\$62,000.00	\$62,000.00	\$62,000.00

Latitude: 40.738373 Longitude: -73.860295

Employer Name/Worksite Address	Graph	Count	Mean Wage	Median Wage	Lowest Wage	Highest Wage
CMCD, LLC, 9604 57TH AVE, CORONA, NY (https://www.google.com/maps/place/9604%2057TH%20AVE,CORONA,NY)	Graph	2	\$55,764.80	\$55,764.80	\$55,764.80	\$55,764.80
Totals	Graph	2	\$55,764.80	\$55,764.80	\$55,764.80	\$55,764.80

Latitude: 40.738381 Longitude: -73.989442

Employer Name/Worksite Address	Graph	Count	Mean Wage	Median Wage	Lowest Wage	Highest Wage
FORCE THERAPEUTICS, LLC, 29 E19TH STREET, NEW YORK, NY (https://www.google.com/maps/place/29%20E19TH%20STREET,NEW%20YORK,NY)	Graph	1	\$40,000.00	\$40,000.00	\$40,000.00	\$40,000.00
Totals	Graph	1	\$40,000.00	\$40,000.00	\$40,000.00	\$40,000.00

Employer Name/Worksite Address	Graph	Count	Mean Wage	Median Wage	Lowest Wage	Highest Wage
FORCE THERAPEUTICS, LLC, 29 E19TH STREET, NEW YORK, NY (https://www.google.com/maps/place/29%20E19TH%20STREET,NEW%20YORK,NY)	Graph	1	\$40,000.00	\$40,000.00	\$40,000.00	\$40,000.00
Totals	Graph	1	\$40,000.00	\$40,000.00	\$40,000.00	\$40,000.00

Latitude: 40.738385 Longitude: -73.988057

Employer Name/Worksite Address	Graph	Count	Mean Wage	Median Wage	Lowest Wage	Highest Wage
FREED USA, INC., 20 EAST 20TH STREET, NEW YORK, NY (https://www.google.com/maps/place/20%20EAST%2020TH%20STREET,NEW%20YORK,NY)	Graph	1	\$52,000.00	\$52,000.00	\$52,000.00	\$52,000.00
Totals	Graph	1	\$52,000.00	\$52,000.00	\$52,000.00	\$52,000.00

Employer Name/Worksite Address	Graph	Count	Mean Wage	Median Wage	Lowest Wage	Highest Wage
FREED USA, INC., 20 EAST 20TH STREET, NEW YORK, NY (https://www.google.com/maps/place/20%20EAST%2020TH%20STREET,NEW%20YORK,NY)	Graph	1	\$52,000.00	\$52,000.00	\$52,000.00	\$52,000.00
Totals	Graph	1	\$52,000.00	\$52,000.00	\$52,000.00	\$52,000.00

Latitude: 40.73842 Longitude: -73.993251

Employer Name/Worksite Address	Graph	Count	Mean Wage	Median Wage	Lowest Wage
INTURN, 33 WEST 17TH STREET, NEW YORK, NY (https://www.google.com/maps/place/33%20WEST%2017TH%20STREET,NEW%20YORK,NY)	Graph	1	\$46,800.00	\$46,800.00	\$46,800.00
KNOTEL INC., 33 WEST 17TH STREET, NEW YORK, NY (https://www.google.com/maps/place/33%20WEST%2017TH%20STREET,NEW%20YORK,NY)	Graph	1	\$55,000.00	\$55,000.00	\$55,000.00
KNOTEL,INC, 33 WEST 17TH STREET, NEW YORK, NY (https://www.google.com/maps/place/33%20WEST%2017TH%20STREET,NEW%20YORK,NY)	Graph	1	\$105,000.00	\$105,000.00	\$105,000.00
NORTHZONE US INC., 33 W. 17TH ST., NEW YORK, NY (https://www.google.com/maps/place/33%20W.%2017TH%20ST.,NEW%20YORK,NY)	Graph	1	\$66,000.00	\$66,000.00	\$66,000.00
PROCLIVITY MEDIA, INC., 33 WEST 17TH STREET, FOURTH FLOOR, NEW YORK, NY (https://www.google.com/maps/place/33%20WEST%2017TH%20STREET,%20FOURTH%20FLOOR,NEW%20YORK,NY)	Graph	1	\$130,000.00	\$130,000.00	\$130,000.00
PROCLIVITY SYSTEMS, 33 W. 17TH STREET, NEW YORK, NY (https://www.google.com/maps/place/33%20W.%2017TH%20STREET,NEW%20YORK,NY)	Graph	1	\$53,165.00	\$53,165.00	\$53,165.00
KNOTEL, INC., 33 WEST 17TH STREET, NEW YORK, NY (https://www.google.com/maps/place/33%20WEST%2017TH%20STREET,NEW%20YORK,NY)	Graph	3	\$77,334.33	\$65,749.00	\$65,000.00
SMART SKUS INC., 33 WEST 17TH STREET, SUITE 1003, NEW YORK, NY (https://www.google.com/maps/place/33%20WEST%2017TH%20STREET,%20SUITE%201003,NEW%20YORK,NY)	Graph	3	\$81,666.67	\$65,000.00	\$60,000.00
Totals	Graph	12	\$77,747.33	\$65,000.00	\$46,800.00

Employer Name/Worksite Address	Graph	Count	Mean Wage	Median Wage	Lowest Wage
CHANGE.ORG, INC., 33 W 17 ST., NEW YORK, NY (https://www.google.com/maps/place/33%20W%2017%20ST.,NEW%20YORK,NY)	Graph	1	\$163,000.00	\$163,000.00	\$163,000.00
GENOA, A QOL HEALTHCARE COMPANY, LLC, 33 W 17TH STREET, NEW YORK, NY (https://www.google.com/maps/place/33%20W%2017TH%20STREET,NEW%20YORK,NY)	Graph	1	\$72,301.00	\$72,301.00	\$72,301.00
NORTHZONE US INC., 33 W. 17TH ST., NEW YORK, NY (https://www.google.com/maps/place/33%20W.%2017TH%20ST.,NEW%20YORK,NY)	Graph	1	\$66,000.00	\$66,000.00	\$66,000.00
PROCLIVITY MEDIA, INC., 33 WEST 17TH STREET, FOURTH FLOOR, NEW YORK, NY (https://www.google.com/maps/place/33%20WEST%2017TH%20STREET,%20FOURTH%20FLOOR,NEW%20YORK,NY)	Graph	1	\$130,000.00	\$130,000.00	\$130,000.00
PROCLIVITY SYSTEMS, 33 WEST 17TH ST, NEW YORK, NY (https://www.google.com/maps/place/33%20WEST%2017TH%20ST,NEW%20YORK,NY)	Graph	1	\$53,165.00	\$53,165.00	\$53,165.00
SMART SKUS INC., 33 WEST 17TH STREET, SUITE 1003, NEW YORK, NY (https://www.google.com/maps/place/33%20WEST%2017TH%20STREET,%20SUITE%201003,NEW%20YORK,NY)	Graph	3	\$81,666.67	\$65,000.00	\$60,000.00
SOFT TECH SOURCE, 33 WEST 17TH STREET, NEW YORK, NY (https://www.google.com/maps/place/33%20WEST%2017TH%20STREET,NEW%20YORK,NY)	Graph	6	\$98,828.83	\$65,749.00	\$46,800.00
Totals	Graph	14	\$94,459.93	\$66,000.00	\$46,800.00

Latitude: 40.73842 Longitude: -73.984407

Employer Name/Worksite Address	Graph	Count	Mean Wage	Median Wage	Lowest Wage	Highest Wage
GITLAB, INC., 144 E 22ND STREET, NEW YORK, NY (https://www.google.com/maps/place/144%20E%2022ND%20STREET,NEW%20YORK,NY)	Graph	1	\$115,000.00	\$115,000.00	\$115,000.00	\$115,000.00
Totals	Graph	1	\$115,000.00	\$115,000.00	\$115,000.00	\$115,000.00

Latitude: 40.738435 Longitude: -73.989657

Employer Name/Employer Address	Graph	Count	Mean Wage	Median Wage	Lowest Wage	Highest Wage
FORCE THERAPEUTICS LLC, 29 E 19TH STREET, NEW YORK, NY (https://www.google.com/maps/place/29%20E%2019TH%20STREET,NEW%20YORK,NY)	Graph	1	\$72,363.20	\$72,363.20	\$72,363.20	\$72,363.20
STYLISTICO INC, 29 EAST 19TH STREET, NEW YORK, NY (https://www.google.com/maps/place/29%20EAST%2019TH%20STREET,NEW%20YORK,NY)	Graph	1	\$50,000.00	\$50,000.00	\$50,000.00	\$50,000.00
WBCSD US INC., 29 EAST 19TH STREET, NEW YORK, NY (https://www.google.com/maps/place/29%20EAST%2019TH%20STREET,NEW%20YORK,NY)	Graph	1	\$65,749.00	\$65,749.00	\$65,749.00	\$65,749.00
Totals	Graph	3	\$62,704.07	\$65,749.00	\$50,000.00	\$72,363.20

Employer Name/Worksite Address	Graph	Count	Mean Wage	Median Wage	Lowest Wage	Highest Wage
ROCKY MOUNTAIN INSTITUTE, INC., 29 EAST 19TH STREET 4TH FLOOR, NEW YORK, NY (https://www.google.com/maps/place/29%20EAST%2019TH%20STREET%204TH%20FLOOR,NEW%20YORK,NY)	Graph	3	\$62,533.33	\$55,000.00	\$55,000.00	\$77,600.00
STYLISTICO INC, 29 EAST 19TH STREET, NEW YORK, NY (https://www.google.com/maps/place/29%20EAST%2019TH%20STREET,NEW%20YORK,NY)	Graph	3	\$57,916.33	\$58,000.00	\$50,000.00	\$65,749.00
Totals	Graph	6	\$60,224.83	\$55,000.00	\$50,000.00	\$77,600.00

Latitude: 40.738455 Longitude: -73.991915

Employer Name/Employer Address	Graph	Count	Mean Wage	Median Wage	Lowest Wage	Highest Wage
ALICE MARSHALL PUBLIC RELATIONS, LLC, 126 5TH AVENUE, SUITE 801, NEW YORK, NY (https://www.google.com/maps/place/126%205TH%20AVENUE,%20SUITE%20801,NEW%20YORK,NY)	Graph	1	\$93,000.00	\$93,000.00	\$93,000.00	\$93,000.00
BEHALF, INC., 126 5TH AVENUE, NEW YORK, NY (https://www.google.com/maps/place/126%205TH%20AVENUE,NEW%20YORK,NY)	Graph	1	\$235,000.00	\$235,000.00	\$235,000.00	\$235,000.00
CINEREACH LTD, 126 FIFTH AVENUE, NEW YORK, NY (https://www.google.com/maps/place/126%20FIFTH%20AVENUE,NEW%20YORK,NY)	Graph	1	\$74,000.00	\$74,000.00	\$74,000.00	\$74,000.00

Employer Name/Employer Address	Graph	Count	Mean Wage	Median Wage	Lowest Wage	Highest Wage
SPRING DESIGN PARTNERS, INC., 126 FIFTH AVENUE, 12TH FLOOR, NEW YORK, NY (https://www.google.com/maps/place/126%20FIFTH%20AVENUE,%2012TH%20FLOOR,NEW%20YORK,NY)	Graph	1	\$46,675.00	\$46,675.00	\$46,675.00	\$46,675.00
PAT MCGRATH LTD, 126 5TH AVENUE, 5TH FLOOR, NEW YORK, NY (https://www.google.com/maps/place/126%205TH%20AVENUE,%205TH%20FLOOR,NEW%20YORK,NY)	Graph	2	\$350,000.00	\$350,000.00	\$350,000.00	\$350,000.00
Totals	Graph	6	\$191,445.83	\$93,000.00	\$46,675.00	\$350,000.00

Employer Name/Worksite Address	Graph	Count	Mean Wage	Median Wage	Lowest Wage	Highest Wage
ALICE MARSHALL PUBLIC RELATIONS, LLC, 126 5TH AVENUE, SUITE 801, NEW YORK, NY (https://www.google.com/maps/place/126%205TH%20AVENUE,%20SUITE%20801,NEW%20YORK,NY)	Graph	1	\$93,000.00	\$93,000.00	\$93,000.00	\$93,000.00
BEHALF, INC., 126 5TH AVENUE, NEW YORK, NY (https://www.google.com/maps/place/126%205TH%20AVENUE,NEW%20YORK,NY)	Graph	1	\$235,000.00	\$235,000.00	\$235,000.00	\$235,000.00
CINEREACH LTD, 126 FIFTH AVENUE, NEW YORK, NY (https://www.google.com/maps/place/126%20FIFTH%20AVENUE,NEW%20YORK,NY)	Graph	1	\$74,000.00	\$74,000.00	\$74,000.00	\$74,000.00
SPRING DESIGN PARTNERS, INC., 126 FIFTH AVENUE, 12TH FLOOR, NEW YORK, NY (https://www.google.com/maps/place/126%20FIFTH%20AVENUE,%2012TH%20FLOOR,NEW%20YORK,NY)	Graph	1	\$46,675.00	\$46,675.00	\$46,675.00	\$46,675.00
PAT MCGRATH LTD, 126 5TH AVENUE, 5TH FLOOR, NEW YORK, NY (https://www.google.com/maps/place/126%205TH%20AVENUE,%205TH%20FLOOR,NEW%20YORK,NY)	Graph	2	\$350,000.00	\$350,000.00	\$350,000.00	\$350,000.00
Totals	Graph	6	\$191,445.83	\$93,000.00	\$46,675.00	\$350,000.00

Latitude: 40.738476 Longitude: -73.993383

Employer Name/Employer Address	Graph	Count	Mean Wage	Median Wage	Lowest Wage	Highest Wage
CROWDNETIC CORPORATION, 37 WEST 17TH STREET, NEW YORK, NY (https://www.google.com/maps/place/37%20WEST%2017TH%20STREET,NEW%20YORK,NY)	Graph	1	\$53,165.00	\$53,165.00	\$53,165.00	\$53,165.00
Totals	Graph	1	\$53,165.00	\$53,165.00	\$53,165.00	\$53,165.00

Employer Name/Worksite Address	Graph	Count	Mean Wage	Median Wage	Lowest Wage	Highest Wage
CROWDNETIC CORPORATION, 37 WEST 17TH STREET, NEW YORK, NY (https://www.google.com/maps/place/37%20WEST%2017TH%20STREET,NEW%20YORK,NY)	Graph	1	\$53,165.00	\$53,165.00	\$53,165.00	\$53,165.00
Totals	Graph	1	\$53,165.00	\$53,165.00	\$53,165.00	\$53,165.00

Latitude: 40.738498 Longitude: -73.987514

Employer Name/Employer Address	Graph	Count	Mean Wage	Median Wage	Lowest Wage
GRESHAM INVESTMENT MANAGEMENT LLC, 257 PARK AVENUE SOUTH, NEW YORK, NY (https://www.google.com/maps/place/257%20PARK%20AVENUE%20SOUTH,NEW%20YORK,NY)	Graph	1	\$170,000.00	\$170,000.00	\$170,000.00
GRESHAM INVESTMENT MANAGEMENT, LLC, 257 PARK AVENUE SOUTH, NEW YORK, NY (https://www.google.com/maps/place/257%20PARK%20AVENUE%20SOUTH,NEW%20YORK,NY)	Graph	1	\$135,000.00	\$135,000.00	\$135,000.00
INDEPENDENCE CARE SYSTEM, 257 PARK AVENUE SOUTH, NEW YORK, NY (https://www.google.com/maps/place/257%20PARK%20AVENUE%20SOUTH,NEW%20YORK,NY)	Graph	1	\$50,000.00	\$50,000.00	\$50,000.00
M. MOSER ASSOCIATES LLP, 257 PARK AVENUE SOUTH, NEW YORK, NY (https://www.google.com/maps/place/257%20PARK%20AVENUE%20SOUTH,NEW%20YORK,NY)	Graph	1	\$101,192.00	\$101,192.00	\$101,192.00
MADISON LOGIC, INC., 257 PARK AVENUE SOUTH, NEW YORK, NY (https://www.google.com/maps/place/257%20PARK%20AVENUE%20SOUTH,NEW%20YORK,NY)	Graph	1	\$75,000.00	\$75,000.00	\$75,000.00
PEI PARTNERSHIP ARCHITECTS LLP, 257 PARK AVENUE SOUTH, 19TH FLOOR, NEW YORK, NY (https://www.google.com/maps/place/257%20PARK%20AVENUE%20SOUTH,%2019TH%20FLOOR,NEW%20YORK,NY)	Graph	1	\$55,000.00	\$55,000.00	\$55,000.00
INDEPENDENCE CARE SYSTEM, INC., 257 PARK AVENUE SOUTH, 2ND FLOOR, NEW YORK, NY (https://www.google.com/maps/place/257%20PARK%20AVENUE%20SOUTH,%202ND%20FLOOR,NEW%20YORK,NY)	Graph	2	\$107,464.00	\$107,464.00	\$107,464.00
PEI PARTNERSHIP ARCHITECTS LLP, 257 PARK AVENUE SOUTH, NEW YORK, NY (https://www.google.com/maps/place/257%20PARK%20AVENUE%20SOUTH,NEW%20YORK,NY)	Graph	2	\$52,500.00	\$50,000.00	\$50,000.00

Employer Name/Employer Address	Graph	Count	Mean Wage	Median Wage	Lowest Wage
ENVIRONMENTAL DEFENSE FUND, INC., 257 PARK AVENUE SOUTH, NEW YORK, NY (https://www.google.com/maps/place/257%20PARK%20AVENUE%20SOUTH,NEW%20YORK,NY)	Graph	6	\$109,433.33	\$95,000.00	\$76,000.00
Totals	Graph	16	\$97,670.00	\$95,000.00	\$50,000.00

Employer Name/Worksite Address	Graph	Count	Mean Wage	Median Wage	Lowest Wage
EMPLOYMENT CONTRACTOR SERVICES, INC., 257 PARK AVENUE SOUTH, SUITE 800, NEW YORK, NY (https://www.google.com/maps/place/257%20PARK%20AVENUE%20SOUTH,%20SUITE%20800,NEW%20YORK,NY)	Graph	1	\$78,000.00	\$78,000.00	\$78,000.00
ENVIRONMENTAL DEFENSE FUND, INC., 257 PARK AVE S, NEW YORK, NY (https://www.google.com/maps/place/257%20PARK%20AVE%20S,NEW%20YORK,NY)	Graph	1	\$95,000.00	\$95,000.00	\$95,000.00
ENVIRONMENTAL DEFENSE FUND, INC., 257 PARK AVE SOUTH, NEW YORK, NY (https://www.google.com/maps/place/257%20PARK%20AVE%20SOUTH,NEW%20YORK,NY)	Graph	1	\$127,200.00	\$127,200.00	\$127,200.00
PEI PARTNERSHIP ARCHITECTS LLP, 257 PARK AVENUE SOUTH, 19TH FLOOR, NEW YORK, NY (https://www.google.com/maps/place/257%20PARK%20AVENUE%20SOUTH,%2019TH%20FLOOR,NEW%20YORK,NY)	Graph	1	\$55,000.00	\$55,000.00	\$55,000.00
ENVIRONMENTAL DEFENSE FUND, INC., 257 PARK AVENUE SOUTH, NEW YORK, NY (https://www.google.com/maps/place/257%20PARK%20AVENUE%20SOUTH,NEW%20YORK,NY)	Graph	11	\$97,326.55	\$95,000.00	\$50,000.00
Totals	Graph	15	\$95,052.80	\$95,000.00	\$50,000.00

Latitude: 40.738534 Longitude: -73.993861

Employer Name/Employer Address	Graph	Count	Mean Wage	Median Wage	Lowest Wage
CAN'T LIVE WITHOUT IT, INC, 50 WEST 17TH STREET, NEW YORK, NY (https://www.google.com/maps/place/50%20WEST%2017TH%20STREET,NEW%20YORK,NY)	Graph	1	\$120,000.00	\$120,000.00	\$120,000.00
HEALTHINATION INC., 50 WEST 17TH STREET, 11TH FLOOR, NEW YORK, NY (https://www.google.com/maps/place/50%20WEST%2017TH%20STREET,%2011TH%20FLOOR,NEW%20YORK,NY)	Graph	1	\$90,000.00	\$90,000.00	\$90,000.00
ONFRONTIERS, INC., 50 W 17TH STREET, NEW YORK, NY (https://www.google.com/maps/place/50%20W%2017TH%20STREET,NEW%20YORK,NY)	Graph	1	\$55,744.00	\$55,744.00	\$55,744.00
SWIFTSIFT INC, 50 WEST 17TH STREET, NEW YORK, NY (https://www.google.com/maps/place/50%20WEST%2017TH%20STREET,NEW%20YORK,NY)	Graph	1	\$54,000.00	\$54,000.00	\$54,000.00
PQ EYEWEAR INC, 50 WEST 17TH STREET, NEW YORK, NY (https://www.google.com/maps/place/50%20WEST%2017TH%20STREET,NEW%20YORK,NY)	Graph	3	\$127,668.33	\$120,000.00	\$110,000.00
Totals	Graph	7	\$100,392.71	\$110,000.00	\$54,000.00

Employer Name/Worksite Address	Graph	Count	Mean Wage	Median Wage	Lowest Wage
HEALTHINATION INC., 50 WEST 17TH STREET, 11TH FLOOR, NEW YORK, NY (https://www.google.com/maps/place/50%20WEST%2017TH%20STREET,%2011TH%20FLOOR,NEW%20YORK,NY)	Graph	1	\$90,000.00	\$90,000.00	\$90,000.00
KWIK COMMERCE, INC., 50 WEST 17TH STREET, 2ND FLOOR, NEW YORK, NY (https://www.google.com/maps/place/50%20WEST%2017TH%20STREET,%202ND%20FLOOR,NEW%20YORK,NY)	Graph	1	\$110,000.00	\$110,000.00	\$110,000.00
CAN'T LIVE WITHOUT IT, INC, 50 WEST 17TH STREET, NEW YORK, NY (https://www.google.com/maps/place/50%20WEST%2017TH%20STREET,NEW%20YORK,NY)	Graph	5	\$111,401.00	\$120,000.00	\$54,000.00
Totals	Graph	7	\$108,143.57	\$110,000.00	\$54,000.00

Latitude: 40.738553 Longitude: -73.991681

Employer Name/Worksite Address	Graph	Count	Mean Wage	Median Wage	Lowest Wage	Highest Wage
ADOBE SYSTEMS INCORPORATED, 104 5TH AVENUE, NEW YORK, NY (https://www.google.com/maps/place/104%205TH%20AVENUE,NEW%20YORK,NY)	Graph	5	\$134,469.01	\$137,002.32	\$120,000.00	\$150,000.00
Totals	Graph	5	\$134,469.01	\$137,002.32	\$120,000.00	\$150,000.00

Latitude: 40.73857 Longitude: -73.641026

Employer Name/Worksite Address	Graph	Count	Mean Wage	Median Wage	Lowest Wage	Highest Wage
BRIDGELINE DIGITAL, INC., 220 OLD COUNTRY ROAD WEST, MINEOLA, NY (https://www.google.com/maps/place/220%20OLD%20COUNTRY%20ROAD%20WEST,MINEOLA,NY)	Graph	2	\$115,000.00	\$115,000.00	\$115,000.00	\$115,000.00
Totals	Graph	2	\$115,000.00	\$115,000.00	\$115,000.00	\$115,000.00

Latitude: 40.738595 Longitude: -73.640889

Employer Name/Worksite Address	Graph	Count	Mean Wage	Median Wage	Lowest Wage	Highest Wage
PRONIX INC, 240 OLD COUNTRY ROAD, MINEOLA, NY (https://www.google.com/maps/place/240%20OLD%20COUNTRY%20ROAD,MINEOLA,NY)	Graph	2	\$75,000.00	\$75,000.00	\$75,000.00	\$75,000.00
Totals	Graph	2	\$75,000.00	\$75,000.00	\$75,000.00	\$75,000.00

Latitude: 40.738599 Longitude: -74.028305

Employer Name/Worksite Address	Graph	Count	Mean Wage	Median Wage	Lowest Wage	Highest Wage
ACTIMIZE, INC., 221 RIVER STREET, HOBOKEN, NJ (https://www.google.com/maps/place/221%20RIVER%20STREET,HOBOKEN,NJ)	Graph	1	\$110,000.00	\$110,000.00	\$110,000.00	\$110,000.00
JET.COM, INC., 221 RIVER STREET, HOBOKEN, NJ (https://www.google.com/maps/place/221%20RIVER%20STREET,HOBOKEN,NJ)	Graph	1	\$125,000.00	\$125,000.00	\$125,000.00	\$125,000.00
NEWELL BRANDS INC, 221 RIVER ST, HOBOKEN, NJ (https://www.google.com/maps/place/221%20RIVER%20ST,HOBOKEN,NJ)	Graph	1	\$125,000.00	\$125,000.00	\$125,000.00	\$125,000.00
Totals	Graph	3	\$120,000.00	\$125,000.00	\$110,000.00	\$125,000.00

Employer Name/Worksite Address	Graph	Count	Mean Wage	Median Wage	Lowest Wage	Highest Wage
ACTIMIZE, INC., ACTIMIZE, INC., HOBOKEN, NY (https://www.google.com/maps/place/ACTIMIZE,%20INC.,HOBOKEN,NY)	Graph	1	\$110,000.00	\$110,000.00	\$110,000.00	\$110,000.00
Totals	Graph	1	\$110,000.00	\$110,000.00	\$110,000.00	\$110,000.00

Latitude: 40.738611 Longitude: -73.991639

Employer Name/Worksite Address	Graph	Count	Mean Wage	Median Wage	Lowest Wage	Highest Wage
EILEEN FISHER, INC., 111 5TH AVENUE, NEW YORK, NY (https://www.google.com/maps/place/111%205TH%20AVENUE,NEW%20YORK,NY)	Graph	1	\$95,000.00	\$95,000.00	\$95,000.00	\$95,000.00
Totals	Graph	1	\$95,000.00	\$95,000.00	\$95,000.00	\$95,000.00

Employer Name/Worksite Address	Graph	Count	Mean Wage	Median Wage	Lowest Wage	Highest Wage
EILEEN FISHER, INC., 111 5TH AVENUE, NEW YORK, NY (https://www.google.com/maps/place/111%205TH%20AVENUE,NEW%20YORK,NY)	Graph	1	\$95,000.00	\$95,000.00	\$95,000.00	\$95,000.00
Totals	Graph	1	\$95,000.00	\$95,000.00	\$95,000.00	\$95,000.00

Latitude: 40.738623 Longitude: -73.982483

Employer Name/Worksite Address	Graph	Count	Mean Wage	Median Wage	Lowest Wage	Highest Wage
SCHOOL OF VISUAL ARTS LLC, 209 EAST 23RD STREET, NEW YORK, NY (https://www.google.com/maps/place/209%20EAST%2023RD%20STREET,NEW%20YORK,NY)	Graph	2	\$124,800.00	\$41,600.00	\$41,600.00	\$208,000.00
Totals	Graph	2	\$124,800.00	\$41,600.00	\$41,600.00	\$208,000.00

Employer Name/Worksite Address	Graph	Count	Mean Wage	Median Wage	Lowest Wage	Highest Wage
SCHOOL OF VISUAL ARTS LLC, 209 EAST 23RD STREET, NEW YORK, NY (https://www.google.com/maps/place/209%20EAST%2023RD%20STREET,NEW%20YORK,NY)	Graph	1	\$208,000.00	\$208,000.00	\$208,000.00	\$208,000.00
Totals	Graph	1	\$208,000.00	\$208,000.00	\$208,000.00	\$208,000.00

Latitude: 40.73864 Longitude: -73.991781

Employer Name/Employer Address	Graph	Count	Mean Wage	Median Wage	Lowest Wage	Highest Wage
INTERBRAND CORPORATION, 130 FIFTH AVENUE, NEW YORK, NY (https://www.google.com/maps/place/130%20FIFTH%20AVENUE,NEW%20YORK,NY)	Graph	2	\$62,500.00	\$45,000.00	\$45,000.00	\$80,000.00
INTERBRANDHEALTH INC., 130 FIFTH AVENUE, NEW YORK, NY (https://www.google.com/maps/place/130%20FIFTH%20AVENUE,NEW%20YORK,NY)	Graph	2	\$177,500.00	\$177,500.00	\$177,500.00	\$177,500.00
Totals	Graph	4	\$120,000.00	\$80,000.00	\$45,000.00	\$177,500.00

Employer Name/Worksite Address	Graph	Count	Mean Wage	Median Wage	Lowest Wage	Highest Wage
INTERBRANDHEALTH INC., 130 FIFTH AVENUE, NEW YORK, NY (https://www.google.com/maps/place/130%20FIFTH%20AVENUE,NEW%20YORK,NY)	Graph	9	\$109,563.78	\$100,277.00	\$45,000.00	\$177,500.00
Totals	Graph	9	\$109,563.78	\$100,277.00	\$45,000.00	\$177,500.00

Latitude: 40.738647 Longitude: -73.992307

Employer Name/Employer Address	Graph	Count	Mean Wage	Median Wage	Lowest Wage	Highest Wage
LICHTEN CRAIG ARCHITECTS LLP, 6 W 18TH STREET, NEW YORK, NY (https://www.google.com/maps/place/6%20W%2018TH%20STREET,NEW%20YORK,NY)	Graph	1	\$47,750.00	\$47,750.00	\$47,750.00	\$47,750.00
OLI ARCHITECTURE PLLC, 6 WEST 18TH STREET, NEW YORK, NY (https://www.google.com/maps/place/6%20WEST%2018TH%20STREET,NEW%20YORK,NY)	Graph	1	\$43,722.00	\$43,722.00	\$43,722.00	\$43,722.00
OLI ARCHITECTURE PLLC, 6 WEST 18TH STREET, SUITE 2A, NEW YORK, NY (https://www.google.com/maps/place/6%20WEST%2018TH%20STREET,%20SUITE%202A,NEW%20YORK,NY)	Graph	1	\$48,000.00	\$48,000.00	\$48,000.00	\$48,000.00
ZEALOT PRODUCTIONS INC., 6 WEST 18TH STREET, NEW YORK, NY (https://www.google.com/maps/place/6%20WEST%2018TH%20STREET,NEW%20YORK,NY)	Graph	1	\$40,000.00	\$40,000.00	\$40,000.00	\$40,000.00
ZEALOT PRODUCTIONS, INC, 6 WEST 18TH STREET, NEW YORK, NY (https://www.google.com/maps/place/6%20WEST%2018TH%20STREET,NEW%20YORK,NY)	Graph	1	\$105,000.00	\$105,000.00	\$105,000.00	\$105,000.00
Totals	Graph	5	\$56,894.40	\$47,750.00	\$40,000.00	\$105,000.00

Employer Name/Worksite Address	Graph	Count	Mean Wage	Median Wage	Lowest Wage	Highest Wage
LICHTEN CRAIG ARCHITECTS LLP, 6 W 18TH STREET, NEW YORK, NY (https://www.google.com/maps/place/6%20W%2018TH%20STREET,NEW%20YORK,NY)	Graph	1	\$47,750.00	\$47,750.00	\$47,750.00	\$47,750.00
OLI ARCHITECTURE PLLC, 6 WEST 18TH STREET, NEW YORK, NY (https://www.google.com/maps/place/6%20WEST%2018TH%20STREET,NEW%20YORK,NY)	Graph	1	\$43,722.00	\$43,722.00	\$43,722.00	\$43,722.00
OLI ARCHITECTURE PLLC, 6 WEST 18TH STREET, SUITE 2A, NEW YORK, NY (https://www.google.com/maps/place/6%20WEST%2018TH%20STREET,%20SUITE%202A,NEW%20YORK,NY)	Graph	1	\$48,000.00	\$48,000.00	\$48,000.00	\$48,000.00
ZEALOT PRODUCTIONS, INC, 6 WEST 18TH STREET, NEW YORK, NY (https://www.google.com/maps/place/6%20WEST%2018TH%20STREET,NEW%20YORK,NY)	Graph	1	\$105,000.00	\$105,000.00	\$105,000.00	\$105,000.00
Totals	Graph	4	\$61,118.00	\$47,750.00	\$43,722.00	\$105,000.00

Latitude: 40.738664 Longitude: -73.664659

Employer Name/Employer Address	Graph	Count	Mean Wage	Median Wage	Lowest Wage	Highest Wage
PURA TECHNOLOGIES INC, 2 HILTON AVENUE, NEW HYDE PARK, NY (https://www.google.com/maps/place/2%20HILTON%20AVENUE,NEW%20HYDE%20PARK,NY)	Graph	1	\$73,000.00	\$73,000.00	\$73,000.00	\$73,000.00

Employer Name/Employer Address	Graph	Count	Mean Wage	Median Wage	Lowest Wage	Highest Wage
Totals	Graph	1	\$73,000.00	\$73,000.00	\$73,000.00	\$73,000.00

Employer Name/Worksite Address	Graph	Count	Mean Wage	Median Wage	Lowest Wage	Highest Wage
PURA TECHNOLOGIES INC, 2 HILTON AVENUE, NEW HYDE PARK, NY (https://www.google.com/maps/place/2%20HILTON%20AVENUE,NEW%20HYDE%20PARK,NY)	Graph	1	\$73,000.00	\$73,000.00	\$73,000.00	\$73,000.00
Totals	Graph	1	\$73,000.00	\$73,000.00	\$73,000.00	\$73,000.00

Latitude: 40.738669 Longitude: -73.99236

Employer Name/Employer Address	Graph	Count	Mean Wage	Median Wage	Lowest Wage	Highest Wage
PATHGATHER, INC., 18 W 18TH STREET, NEW YORK, NY (https://www.google.com/maps/place/18%20W%2018TH%20STREET,NEW%20YORK,NY)	Graph	1	\$56,805.00	\$56,805.00	\$56,805.00	\$56,805.00
Totals	Graph	1	\$56,805.00	\$56,805.00	\$56,805.00	\$56,805.00

Employer Name/Worksite Address	Graph	Count	Mean Wage	Median Wage	Lowest Wage	Highest Wage
ARISTA NETWORKS, INC., 18 W. 18TH STREET,, NEW YORK, NY (https://www.google.com/maps/place/18%20W.%2018TH%20STREET,,NEW%20YORK,NY)	Graph	1	\$80,000.00	\$80,000.00	\$80,000.00	\$80,000.00
INFOGROUP INC., 18 WEST 18TH STREET SUITE 1111, NEW YORK, NY (https://www.google.com/maps/place/18%20WEST%2018TH%20STREET%20SUITE%201111,NEW%20YORK,NY)	Graph	1	\$71,781.00	\$71,781.00	\$71,781.00	\$71,781.00
SPAGNOLO GISNESS & ASSOCIATES, INC., 18 W 18TH ST., NEW YORK, NY (https://www.google.com/maps/place/18%20W%2018TH%20ST.,NEW%20YORK,NY)	Graph	1	\$41,600.00	\$41,600.00	\$41,600.00	\$41,600.00
TWILIO INC., 18 WEST 18TH STREET, 11TH FLOOR, NEW YORK, NY (https://www.google.com/maps/place/18%20WEST%2018TH%20STREET,%2011TH%20FLOOR,NEW%20YORK,NY)	Graph	1	\$88,000.00	\$88,000.00	\$88,000.00	\$88,000.00
PATHGATHER, INC., 18 W 18TH STREET, NEW YORK, NY (https://www.google.com/maps/place/18%20W%2018TH%20STREET,NEW%20YORK,NY)	Graph	2	\$68,852.50	\$56,805.00	\$56,805.00	\$80,000.00
Totals	Graph	6	\$69,847.67	\$71,781.00	\$41,600.00	\$88,000.00

Latitude: 40.738768 Longitude: -73.992255

Employer Name/Employer Address	Graph	Count	Mean Wage	Median Wage	Lowest Wage	Highest Wage
CONVERSOCIAL INC, 3 WEST 18TH STREET 8TH FLOOR, NEW YORK, NY (https://www.google.com/maps/place/3%20WEST%2018TH%20STREET%208TH%20FLOOR,NEW%20YORK,NY)	Graph	1	\$92,100.00	\$92,100.00	\$92,100.00	\$92,100.00
GRETEL INC., 3 WEST 18TH STREET, NEW YORK, NY (https://www.google.com/maps/place/3%20WEST%2018TH%20STREET,NEW%20YORK,NY)	Graph	1	\$210,000.00	\$210,000.00	\$210,000.00	\$210,000.00
MAC PRESENTS LLC, 7 W 18TH STREET, NEW YORK, NY (https://www.google.com/maps/place/7%20W%2018TH%20STREET,NEW%20YORK,NY)	Graph	1	\$60,000.00	\$60,000.00	\$60,000.00	\$60,000.00
Totals	Graph	3	\$120,700.00	\$92,100.00	\$60,000.00	\$210,000.00

Employer Name/Worksite Address	Graph	Count	Mean Wage	Median Wage	Lowest Wage	Highest Wage
CONVERSOCIAL INC, 3 WEST 18TH STREET 8TH FLOOR, NEW YORK, NY (https://www.google.com/maps/place/3%20WEST%2018TH%20STREET%208TH%20FLOOR,NEW%20YORK,NY)	Graph	1	\$92,100.00	\$92,100.00	\$92,100.00	\$92,100.00
GRETEL INC., 3 WEST 18TH STREET, NEW YORK, NY (https://www.google.com/maps/place/3%20WEST%2018TH%20STREET,NEW%20YORK,NY)	Graph	1	\$210,000.00	\$210,000.00	\$210,000.00	\$210,000.00
MAC PRESENTS LLC, 7 W 18TH STREET, NEW YORK, NY (https://www.google.com/maps/place/7%20W%2018TH%20STREET,NEW%20YORK,NY)	Graph	1	\$60,000.00	\$60,000.00	\$60,000.00	\$60,000.00
Totals	Graph	3	\$120,700.00	\$92,100.00	\$60,000.00	\$210,000.00

Latitude: 40.7388 Longitude: -73.992331

Employer Name/Worksite Address	Graph	Count	Mean Wage	Median Wage	Lowest Wage	Highest Wage
DATAWIN SYSTEMS INC, 18W 18TH ST., NEW YORK, NY (https://www.google.com/maps/place/18W%2018TH%20ST.,NEW%20YORK,NY)	Graph	1	\$84,000.00	\$84,000.00	\$84,000.00	\$84,000.00
Totals	Graph	1	\$84,000.00	\$84,000.00	\$84,000.00	\$84,000.00

Latitude: 40.738811 Longitude: -73.9792

Employer Name/Worksite Address	Graph	Count	Mean Wage	Median Wage	Lowest Wage	Highest Wage
THE BRITISH INTERNATIONAL SCHOOL OF NEW YORK, RIVERVIEW CAMPUS LTD., 20 WATERSIDE PLAZA, NEW YORK, NY (https://www.google.com/maps/place/20%20WATERSIDE%20PLAZA,NEW%20YORK,NY)	Graph	1	\$77,780.00	\$77,780.00	\$77,780.00	\$77,780.00
Totals	Graph	1	\$77,780.00	\$77,780.00	\$77,780.00	\$77,780.00

Employer Name/Worksite Address	Graph	Count	Mean Wage	Median Wage	Lowest Wage	Highest Wage
THE BRITISH INTERNATIONAL SCHOOL OF NEW YORK, RIVERVIEW CAMPUS LTD., 20 WATERSIDE PLAZA, NEW YORK, NY (https://www.google.com/maps/place/20%20WATERSIDE%20PLAZA,NEW%20YORK,NY)	Graph	1	\$77,780.00	\$77,780.00	\$77,780.00	\$77,780.00
Totals	Graph	1	\$77,780.00	\$77,780.00	\$77,780.00	\$77,780.00

Latitude: 40.738843 Longitude: -73.878539

Employer Name/Worksite Address	Graph	Count	Mean Wage	Median Wage	Lowest Wage	Highest Wage
CROWN PHARMA INC., 40 20 82ND STREET, ELMHURST, NY (https://www.google.com/maps/place/40%2020%2082ND%20STREET,ELMHURST,NY)	Graph	1	\$59,598.00	\$59,598.00	\$59,598.00	\$59,598.00
CROWN PHARMA INC, 40 20 82ND STREET, ELMHURST, NY (https://www.google.com/maps/place/40%2020%2082ND%20STREET,ELMHURST,NY)	Graph	2	\$78,099.20	\$58,198.40	\$58,198.40	\$98,000.00
Totals	Graph	3	\$71,932.13	\$59,598.00	\$58,198.40	\$98,000.00

Employer Name/Worksite Address	Graph	Count	Mean Wage	Median Wage	Lowest Wage	Highest Wage
DISRUPTX LLC, 80-15, 41 AVE, APT-732, ELMHURST, NY (https://www.google.com/maps/place/80-15,%2041%20AVE,%20APT-732,ELMHURST,NY)	Graph	1	\$64,000.00	\$64,000.00	\$64,000.00	\$64,000.00
ICHAN SCHOOL OF MEDICINE AT MOUNT SINAI, ELMHURST HOSPITAL CENTER, NEW YORK, NY (https://www.google.com/maps/place/ELMHURST%20HOSPITAL%20CENTER,NEW%20YORK,NY)	Graph	1	\$160,000.00	\$160,000.00	\$160,000.00	\$160,000.00
RAINTREE HEALTHCARE STAFFING, INC, REHAB FOCUS PHYSICAL THERAPY, PC, ELMHURST, NY (https://www.google.com/maps/place/REHAB%20FOCUS%20PHYSICAL%20THERAPY,%20PC,ELMHURST,NY)	Graph	2	\$65,748.80	\$65,748.80	\$65,748.80	\$65,748.80
CROWN PHARMA INC, 40 20 82ND STREET, ELMHURST, NY (https://www.google.com/maps/place/40%2020%2082ND%20STREET,ELMHURST,NY)	Graph	3	\$71,932.13	\$59,598.00	\$58,198.40	\$98,000.00
KIDS DENTAL VILLAGE PC, LEFRACK CITY PEDIATRIC DENTAL CENTER, ELMHURST, NY (https://www.google.com/maps/place/LEFRACK%20CITY%20PEDIATRIC%20DENTAL%20CENTER,ELMHURST,NY)	Graph	4	\$93,194.40	\$45,468.80	\$45,468.80	\$145,000.00
Totals	Graph	11	\$85,824.69	\$65,748.80	\$45,468.80	\$160,000.00

Latitude: 40.73885 Longitude: -73.989922

Employer Name/Worksite Address	Graph	Count	Mean Wage	Median Wage	Lowest Wage	Highest Wage
EQUINOX, 895 BROADWAY, NEW YORK CITY, NY (https://www.google.com/maps/place/895%20BROADWAY,NEW%20YORK%20CITY,NY)	Graph	1	\$54,080.00	\$54,080.00	\$54,080.00	\$54,080.00
EQUINOX HOLDINGS INC., 895 BROADWAY, NEW YORK, NY (https://www.google.com/maps/place/895%20BROADWAY,NEW%20YORK,NY)	Graph	6	\$111,973.33	\$105,000.00	\$55,000.00	\$145,000.00
Totals	Graph	7	\$103,702.86	\$105,000.00	\$54,080.00	\$145,000.00

Employer Name/Worksite Address	Graph	Count	Mean Wage	Median Wage	Lowest Wage	Highest Wage
EQUINOX HOLDINGS INC., 895 BROADWAY, NEW YORK, NY (https://www.google.com/maps/place/895%20BROADWAY,NEW%20YORK,NY)	Graph	2	\$100,000.00	\$55,000.00	\$55,000.00	\$145,000.00
Totals	Graph	2	\$100,000.00	\$55,000.00	\$55,000.00	\$145,000.00

Latitude: 40.738871 Longitude: -73.932682

Employer Name/Worksite Address	Graph	Count	Mean Wage	Median Wage	Lowest Wage	Highest Wage
HALO BRANDED SOLUTIONS, INC, 33-01 HUNTERS POINT AVE, LONG ISLAND CITY, NY (https://www.google.com/maps/place/33-01%20HUNTERS%20POINT%20AVE, LONG%20ISLAND%20CITY, NY)	Graph	1	\$90,000.00	\$90,000.00	\$90,000.00	\$90,000.00
Totals	Graph	1	\$90,000.00	\$90,000.00	\$90,000.00	\$90,000.00

Latitude: 40.738882 Longitude: -73.990717

Employer Name/Employer Address	Graph	Count	Mean Wage	Median Wage	Lowest Wage	Highest Wage
INC ARCHITECTURE AND DESIGN PLLC, 9 EAST 19TH ST., NEW YORK, NY (https://www.google.com/maps/place/9%20EAST%2019TH%20ST.,NEW%20YORK,NY)	Graph	1	\$61,000.00	\$61,000.00	\$61,000.00	\$61,000.00
Totals	Graph	1	\$61,000.00	\$61,000.00	\$61,000.00	\$61,000.00

Employer Name/Worksite Address	Graph	Count	Mean Wage	Median Wage	Lowest Wage	Highest Wage
INC ARCHITECTURE AND DESIGN PLLC, 9 EAST 19TH STREET, NEW YORK, NY (https://www.google.com/maps/place/9%20EAST%2019TH%20STREET,NEW%20YORK,NY)	Graph	2	\$93,000.00	\$61,000.00	\$61,000.00	\$125,000.00
Totals	Graph	2	\$93,000.00	\$61,000.00	\$61,000.00	\$125,000.00

Latitude: 40.73889 Longitude: -73.809242

Employer Name/Employer Address	Graph	Count	Mean Wage	Median Wage	Lowest Wage	Highest Wage
HEIVISION INC., 159-11 HORACE HARDING EXPWY, FRESH MEADOWS, NY (https://www.google.com/maps/place/159-11%20HORACE%20HARDING%20EXPWY,FRESH%20MEADOWS,NY)	Graph	1	\$46,675.20	\$46,675.20	\$46,675.20	\$46,675.20
Totals	Graph	1	\$46,675.20	\$46,675.20	\$46,675.20	\$46,675.20

Employer Name/Worksite Address	Graph	Count	Mean Wage	Median Wage	Lowest Wage	Highest Wage
HEIVISION INC., 159-11 HORACE HARDING EXPWY, FRESH MEADOWS, NY (https://www.google.com/maps/place/159-11%20HORACE%20HARDING%20EXPWY,FRESH%20MEADOWS,NY)	Graph	1	\$46,675.20	\$46,675.20	\$46,675.20	\$46,675.20
Totals	Graph	1	\$46,675.20	\$46,675.20	\$46,675.20	\$46,675.20

Latitude: 40.738897 Longitude: -73.992561

Employer Name/Employer Address	Graph	Count	Mean Wage	Median Wage	Lowest Wage	Highest Wage
SERVICE EMPLOYEES INTERNATIONAL UNION LOCAL 32BJ, 25 WEST 18TH STREET, NEW YORK, NY (https://www.google.com/maps/place/25%20WEST%2018TH%20STREET,NEW%20YORK,NY)	Graph	1	\$59,253.48	\$59,253.48	\$59,253.48	\$59,253.48
Totals	Graph	1	\$59,253.48	\$59,253.48	\$59,253.48	\$59,253.48

Employer Name/Worksite Address	Graph	Count	Mean Wage	Median Wage	Lowest Wage	Highest Wage
--------------------------------	-------	-------	-----------	-------------	-------------	--------------

Employer Name/Worksite Address	Graph	Count	Mean Wage	Median Wage	Lowest Wage	Highest Wage
SERVICE EMPLOYEES INTERNATIONAL UNION LOCAL 32BJ, 25 WEST 18TH STREET, NEW YORK, NY (https://www.google.com/maps/place/25%20WEST%2018TH%20STREET,NEW%20YORK,NY)	Graph	1	\$59,253.48	\$59,253.48	\$59,253.48	\$59,253.48
Totals	Graph	1	\$59,253.48	\$59,253.48	\$59,253.48	\$59,253.48

Latitude: 40.738903 Longitude: -73.991427

Employer Name/Employer Address	Graph	Count	Mean Wage	Median Wage	Lowest Wage	Highes Wage
PURPOSE CAMPAIGNS LLC, 115 FIFTH AVENUE, NEW YORK, NY (https://www.google.com/maps/place/115%20FIFTH%20AVENUE,NEW%20YORK,NY)	Graph	1	\$80,000.00	\$80,000.00	\$80,000.00	\$80,000.00
RGR LANDSCAPE ARCHITECTURE & ARCHITECTURE, PLLC, 115 5TH AVENUE, NEW YORK, NY (https://www.google.com/maps/place/115%205TH%20AVENUE,NEW%20YORK,NY)	Graph	1	\$36,400.00	\$36,400.00	\$36,400.00	\$36,400.00
MULTIPLAN, INC., 115 FIFTH AVENUE, NEW YORK, NY (https://www.google.com/maps/place/115%20FIFTH%20AVENUE,NEW%20YORK,NY)	Graph	2	\$117,500.00	\$110,000.00	\$110,000.00	\$125,000.00
PURPOSE GLOBAL LLC, 115 FIFTH AVENUE, NEW YORK, NY (https://www.google.com/maps/place/115%20FIFTH%20AVENUE,NEW%20YORK,NY)	Graph	2	\$48,750.00	\$48,750.00	\$48,750.00	\$48,750.00
HLW INTERNATIONAL LLP, 115 FIFTH AVENUE, NEW YORK, NY (https://www.google.com/maps/place/115%20FIFTH%20AVENUE,NEW%20YORK,NY)	Graph	5	\$56,459.40	\$54,099.00	\$54,099.00	\$60,000.00
S9 ARCHITECTURE & ENGINEERING PC, 115 5TH AVENUE, NEW YORK, NY (https://www.google.com/maps/place/115%205TH%20AVENUE,NEW%20YORK,NY)	Graph	6	\$59,356.33	\$57,096.00	\$55,952.00	\$71,802.00
PERKINS EASTMAN ARCHITECTS DPC, 115 5TH AVENUE, THIRD FLOOR, NEW YORK, NY (https://www.google.com/maps/place/115%205TH%20AVENUE,%20THIRD%20FLOOR,NEW%20YORK,NY)	Graph	24	\$57,184.58	\$48,000.00	\$48,000.00	\$101,192.00
Totals	Graph	41	\$59,994.27	\$53,940.00	\$36,400.00	\$125,000.00

Employer Name/Worksite Address	Graph	Count	Mean Wage	Median Wage	Lowest Wage	Highest Wage
CITIUSTECH INC, 115 FIFTH AVENUE, NEW YORK,, NY (https://www.google.com/maps/place/115%20FIFTH%20AVENUE,NEW%20YORK,,NY)	Graph	1	\$107,300.00	\$107,300.00	\$107,300.00	\$107,300.00
CITIUSTECH INC, 115 FIFTH AVENUE,, NEW YORK, NY (https://www.google.com/maps/place/115%20FIFTH%20AVENUE,,NEW%20YORK,NY)	Graph	1	\$105,000.00	\$105,000.00	\$105,000.00	\$105,000.00
CITIUSTECH INC., 115 5TH AVE, NEW YORK, NY (https://www.google.com/maps/place/115%205TH%20AVE,NEW%20YORK,NY)	Graph	2	\$74,950.00	\$65,000.00	\$65,000.00	\$84,900.00
S9 ARCHITECTURE & ENGINEERING PC, 115 5TH AVENUE, NEW YORK, NY (https://www.google.com/maps/place/115%205TH%20AVENUE,NEW%20YORK,NY)	Graph	9	\$69,726.44	\$57,096.00	\$36,400.00	\$125,000.00
PERKINS EASTMAN ARCHITECTS DPC, 115 FIFTH AVENUE, NEW YORK, NY (https://www.google.com/maps/place/115%20FIFTH%20AVENUE,NEW%20YORK,NY)	Graph	12	\$65,291.58	\$60,000.00	\$48,750.00	\$85,000.00
PERKINS EASTMAN ARCHITECTS DPC, 115 FIFTH AVE., NEW YORK, NY (https://www.google.com/maps/place/115%20FIFTH%20AVE.,NEW%20YORK,NY)	Graph	22	\$55,396.73	\$48,000.00	\$48,000.00	\$101,192.00
Totals	Graph	47	\$63,658.83	\$54,099.00	\$36,400.00	\$125,000.00

Latitude: 40.738987 Longitude: -73.989485

Employer Name/Employer Address	Graph	Count	Mean Wage	Median Wage	Lowest Wage	Highest Wage
BRAIN BUSTER ENTERPRISES, LLC, 36 E. 20TH STREET, NEW YORK, NY (https://www.google.com/maps/place/36%20E.%2020TH%20STREET,NEW%20YORK,NY)	Graph	1	\$143,000.00	\$143,000.00	\$143,000.00	\$143,000.00
DISTRIBUTED CREATION, INC., 36 E 20TH STREET, NEW YORK, NY (https://www.google.com/maps/place/36%20E%2020TH%20STREET,NEW%20YORK,NY)	Graph	1	\$90,813.00	\$90,813.00	\$90,813.00	\$90,813.00
OBJECTIVESUBJECT, LLC, 30 EAST 20TH STREET, NEW YORK, NY (https://www.google.com/maps/place/30%20EAST%2020TH%20STREET,NEW%20YORK,NY)	Graph	1	\$78,000.00	\$78,000.00	\$78,000.00	\$78,000.00
Totals	Graph	3	\$103,937.67	\$90,813.00	\$78,000.00	\$143,000.00

Employer Name/Worksite Address	Graph	Count	Mean Wage	Median Wage	Lowest Wage	Highest Wage
--------------------------------	-------	-------	-----------	-------------	-------------	--------------

Employer Name/Worksite Address	Graph	Count	Mean Wage	Median Wage	Lowest Wage	Highest Wage
BRAIN BUSTER ENTERPRISES, LLC, 36 E. 20TH STREET, NEW YORK, NY (https://www.google.com/maps/place/36%20E.%2020TH%20STREET,NEW%20YORK,NY)	Graph	1	\$143,000.00	\$143,000.00	\$143,000.00	\$143,000.00
DISTRIBUTED CREATION, INC., 36 E 20TH STREET, NEW YORK, NY (https://www.google.com/maps/place/36%20E%2020TH%20STREET,NEW%20YORK,NY)	Graph	1	\$90,813.00	\$90,813.00	\$90,813.00	\$90,813.00
OBJECTIVESUBJECT, LLC, 30 EAST 20TH STREET, NEW YORK, NY (https://www.google.com/maps/place/30%20EAST%2020TH%20STREET,NEW%20YORK,NY)	Graph	1	\$78,000.00	\$78,000.00	\$78,000.00	\$78,000.00
Totals	Graph	3	\$103,937.67	\$90,813.00	\$78,000.00	\$143,000.00

Latitude: 40.738989 Longitude: -73.989149

Employer Name/Employer Address	Graph	Count	Mean Wage	Median Wage	Lowest Wage	Highest Wage
ATELIER TEN USA LLC, 45 EAST 20TH STREET, NEW YORK, NY (https://www.google.com/maps/place/45%20EAST%2020TH%20STREET,NEW%20YORK,NY)	Graph	5	\$58,838.40	\$59,000.00	\$57,096.00	\$62,000.00
Totals	Graph	5	\$58,838.40	\$59,000.00	\$57,096.00	\$62,000.00

Employer Name/Worksite Address	Graph	Count	Mean Wage	Median Wage	Lowest Wage	Highest Wage
ATELIER TEN USA LLC, 45 EAST 20TH STREET, NEW YORK, NY (https://www.google.com/maps/place/45%20EAST%2020TH%20STREET,NEW%20YORK,NY)	Graph	5	\$58,838.40	\$59,000.00	\$57,096.00	\$62,000.00
Totals	Graph	5	\$58,838.40	\$59,000.00	\$57,096.00	\$62,000.00

Latitude: 40.739026 Longitude: -73.787783

Employer Name/Worksite Address	Graph	Count	Mean Wage	Median Wage	Lowest Wage	Highest Wage
CROSSCITY CONSTRUCTION CORP, 61-27 186TH STREET, FRESH MEADOWS, NY (https://www.google.com/maps/place/61-27%20186TH%20STREET,FRESH%20MEADOWS,NY)	Graph	2	\$43,680.00	\$33,280.00	\$33,280.00	\$54,080.00
Totals	Graph	2	\$43,680.00	\$33,280.00	\$33,280.00	\$54,080.00

Latitude: 40.739056 Longitude: -73.989729

Employer Name/Employer Address	Graph	Count	Mean Wage	Median Wage	Lowest Wage	Highest Wage
7TH ART REAL ESTATE LLC, 900 BROADWAY, SUITE 202, NEW YORK, NY (https://www.google.com/maps/place/900%20BROADWAY,%20SUITE%20202,NEW%20YORK,NY)	Graph	1	\$40,000.00	\$40,000.00	\$40,000.00	\$40,000.00
TACADA INC, 1501 BROADWAY SUITE 12091, NEW YORK, NY (https://www.google.com/maps/place/1501%20BROADWAY%20SUITE%2012091,NEW%20YORK,NY)	Graph	4	\$41,525.00	\$39,000.00	\$38,000.00	\$48,600.00
Totals	Graph	5	\$41,220.00	\$40,000.00	\$38,000.00	\$48,600.00

Employer Name/Worksite Address	Graph	Count	Mean Wage	Median Wage	Lowest Wage	Highest Wage
7TH ART REAL ESTATE LLC, 900 BROADWAY, SUITE 202, NEW YORK, NY (https://www.google.com/maps/place/900%20BROADWAY,%20SUITE%20202,NEW%20YORK,NY)	Graph	1	\$40,000.00	\$40,000.00	\$40,000.00	\$40,000.00
MONETAGO INC., 900 BROADWAY, NEW YORK, NY (https://www.google.com/maps/place/900%20BROADWAY,NEW%20YORK,NY)	Graph	1	\$110,000.00	\$110,000.00	\$110,000.00	\$110,000.00
Totals	Graph	2	\$75,000.00	\$40,000.00	\$40,000.00	\$110,000.00

Latitude: 40.739104 Longitude: -73.982456

Employer Name/Employer Address	Graph	Count	Mean Wage	Median Wage	Lowest Wage	Highest Wage
--------------------------------	-------	-------	-----------	-------------	-------------	--------------

Employer Name/Employer Address	Graph	Count	Mean Wage	Median Wage	Lowest Wage	Highest Wage
ARCHITECTURE+ INFORMATION PC, 920 BROADWAY 11 FLOOR, NEW YORK, NY (https://www.google.com/maps/place/920%20BROADWAY%2011%20FLOOR,NEW%20YORK,NY)	Graph	1	\$39,956.80	\$39,956.80	\$39,956.80	\$39,956.80
BANDUJO ADVERTISING + DESIGN, 22 WEST 21 STREET, NEW YORK, NY (https://www.google.com/maps/place/22%20WEST%2021%20STREET,NEW%20YORK,NY)	Graph	1	\$51,250.00	\$51,250.00	\$51,250.00	\$51,250.00
BANDUJO ADVERTISING + DESIGN, INC, 22 WEST 21 STREET, NEW YORK, NY (https://www.google.com/maps/place/22%20WEST%2021%20STREET,NEW%20YORK,NY)	Graph	1	\$51,250.00	\$51,250.00	\$51,250.00	\$51,250.00
BOGEN, INC., 902 BROADWAY- PENTHOUSE, NEW YORK, NY (https://www.google.com/maps/place/902%20BROADWAY-%20PENTHOUSE,NEW%20YORK,NY)	Graph	1	\$80,000.00	\$80,000.00	\$80,000.00	\$80,000.00
DAVINES NORTH AMERICA, INC., 50 WEST 23RD STREET, PENTHOUSE, NEW YORK, NY (https://www.google.com/maps/place/50%20WEST%2023RD%20STREET,%20PENTHOUSE,NEW%20YORK,NY)	Graph	1	\$47,500.00	\$47,500.00	\$47,500.00	\$47,500.00
FORTRESS DIGITAL, LLC DBA SITECOMPLI, 53 WEST 23 STREET, NEW YORK, NY (https://www.google.com/maps/place/53%20WEST%2023%20STREET,NEW%20YORK,NY)	Graph	1	\$114,026.00	\$114,026.00	\$114,026.00	\$114,026.00
HOMEPEOPLE CORP, 14 WEST 23RD 5TH FLOOR, NEW YORK, NY (https://www.google.com/maps/place/14%20WEST%2023RD%205TH%20FLOOR,NEW%20YORK,NY)	Graph	1	\$130,000.00	\$130,000.00	\$130,000.00	\$130,000.00
MEDICAL DYNAMIC SYSTEMS INC., 229 EAST 21 STREET, SUITE 1, NEW YORK, NY (https://www.google.com/maps/place/229%20EAST%2021%20STREET,%20SUITE%201,NEW%20YORK,NY)	Graph	1	\$55,764.80	\$55,764.80	\$55,764.80	\$55,764.80
NICE SHOES, 352 PARK AVE, S 16TH FL, NEW YORK, NY (https://www.google.com/maps/place/352%20PARK%20AVE,%20S%2016TH%20FL,NEW%20YORK,NY)	Graph	1	\$47,757.00	\$47,757.00	\$47,757.00	\$47,757.00
OASIS PROFESSIONAL MANAGEMENT GROUP LTD, 229 EAST 21 STREET, SUITE 1, NEW YORK, NY (https://www.google.com/maps/place/229%20EAST%2021%20STREET,%20SUITE%201,NEW%20YORK,NY)	Graph	1	\$79,040.00	\$79,040.00	\$79,040.00	\$79,040.00
BRAINPOP LLC, 71 WEST 23 STREET, NEW YORK, NY (https://www.google.com/maps/place/71%20WEST%2023%20STREET,NEW%20YORK,NY)	Graph	2	\$46,675.00	\$46,675.00	\$46,675.00	\$46,675.00
FEARLESS GROUP USA INC., 12 WEST 21 STREET, NEW YORK, NY (https://www.google.com/maps/place/12%20WEST%2021%20STREET,NEW%20YORK,NY)	Graph	2	\$54,500.00	\$47,000.00	\$47,000.00	\$62,000.00
QUEST PARTNERS LLC, 126 E 56 ST, NEW YORK, NY (https://www.google.com/maps/place/126%20E%2056%20ST,NEW%20YORK,NY)	Graph	2	\$100,000.00	\$100,000.00	\$100,000.00	\$100,000.00
LAGUARDA LOW ARCHITECTS, 11 25 EAST 21ST STREET, NEW YORK, NY (https://www.google.com/maps/place/11%2025%20EAST%2021ST%20STREET,NEW%20YORK,NY)	Graph	5	\$53,238.40	\$52,000.00	\$50,000.00	\$57,000.00
MAGNETIC MEDIA ONLINE INC., 360 PARK AVENUE SOUTH FL 19, NEW YORK, NY (https://www.google.com/maps/place/360%20PARK%20AVENUE%20SOUTH%20FL%2019,NEW%20YORK,NY)	Graph	6	\$128,588.00	\$110,000.00	\$95,514.00	\$161,000.00
Totals	Graph	27	\$79,133.87	\$57,096.00	\$39,956.80	\$161,000.00

Employer Name/Worksite Address	Graph	Count	Mean Wage	Median Wage	Lowest Wage	Highest Wage
21ST CENTURY FOX AMERICA INC., 23 EAST 22ND STREET, NEW YORK, NY (https://www.google.com/maps/place/23%20EAST%2022ND%20STREET,NEW%20YORK,NY)	Graph	1	\$125,000.00	\$125,000.00	\$125,000.00	\$125,000.00
247 GROUP LLC, 40 WEST 25TH STREET, 5TH FLOOR, NEW YORK, NY (https://www.google.com/maps/place/40%20WEST%2025TH%20STREET,%205TH%20FLOOR,NEW%20YORK,NY)	Graph	1	\$136,500.00	\$136,500.00	\$136,500.00	\$136,500.00
ACCENTURE LLP, 1 PARK AVENUE, NEW YORK, NY (https://www.google.com/maps/place/1%20PARK%20AVENUE,NEW%20YORK,NY)	Graph	1	\$76,900.00	\$76,900.00	\$76,900.00	\$76,900.00
ACTIVATE STRATEGY INC., 156 FIFTH AVENUE, NEW YORK, NY (https://www.google.com/maps/place/156%20FIFTH%20AVENUE,NEW%20YORK,NY)	Graph	1	\$137,800.00	\$137,800.00	\$137,800.00	\$137,800.00
ADVANCED TECHNOLOGY GROUP USA INC, 902 BROADWAY ELEVENTH FLOOR, NEW YORK, NY (https://www.google.com/maps/place/902%20BROADWAY%20ELEVENTH%20FLOOR,NEW%20YORK,NY)	Graph	1	\$60,000.00	\$60,000.00	\$60,000.00	\$60,000.00
AGAP TECHNOLOGIES, INC., TIKAMOBILE INC, NEW YORK, NY (https://www.google.com/maps/place/TIKAMOBILE%20INC,NEW%20YORK,NY)	Graph	1	\$60,000.00	\$60,000.00	\$60,000.00	\$60,000.00
BARTON F. GRAF 9000, LLC, BARTON F. GRAF 9000, LLC, NEW YORK, NY (https://www.google.com/maps/place/BARTON%20F.%20GRAF%209000,%20LLC,NEW%20YORK,NY)	Graph	1	\$110,000.00	\$110,000.00	\$110,000.00	\$110,000.00
BLUE WOLF GROUP LLC, 11 EAST 26TH STREET, 21ST FL, NEW YORK, NY (https://www.google.com/maps/place/11%20EAST%2026TH%20STREET,%2021ST%20FL,NEW%20YORK,NY)	Graph	1	\$110,000.00	\$110,000.00	\$110,000.00	\$110,000.00
BOGEN, INC., 902 BROADWAY - PENTHOUSE, NEW YORK, NY (https://www.google.com/maps/place/902%20BROADWAY%20-%20PENTHOUSE,NEW%20YORK,NY)	Graph	1	\$80,000.00	\$80,000.00	\$80,000.00	\$80,000.00
CARPENTER NY DEVELOPMENT, LLC, 902 BROADWAY, NY, NY (https://www.google.com/maps/place/902%20BROADWAY,NY,NY)	Graph	1	\$136,906.00	\$136,906.00	\$136,906.00	\$136,906.00
CLICK 3X LLC, CLICK 3X, NEW YORK, NY (https://www.google.com/maps/place/CLICK%203X,NEW%20YORK,NY)	Graph	1	\$67,995.20	\$67,995.20	\$67,995.20	\$67,995.20

Employer Name/Worksite Address	Graph	Count	Mean Wage	Median Wage	Lowest Wage	h
DAVINES NORTH AMERICA, INC., 50 WEST 23RD STREET, PENTHOUSE, NEW YORK, NY (https://www.google.com/maps/place/50%20WEST%2023RD%20STREET,%20PENTHOUSE,NEW%20YORK,NY)	Graph	1	\$47,500.00	\$47,500.00	\$47,500.00	\$-
EYEVUE, INC., 60 MADISON AVENUE, NEW YORK, NY (https://www.google.com/maps/place/60%20MADISON%20AVENUE,NEW%20YORK,NY)	Graph	1	\$130,000.00	\$130,000.00	\$130,000.00	\$1
FIRST TEK , INC., DESK DEV US, KFED 331,, NEW YORK, NY (https://www.google.com/maps/place/DESK%20DEV%20US,%20KFED%20331,,NEW%20YORK,NY)	Graph	1	\$75,795.00	\$75,795.00	\$75,795.00	\$-
FISHER-PRICE, INC., 675 AVENUE OF THE AMERICANS, NEW YORK, NY (https://www.google.com/maps/place/675%20AVENUE%20OF%20THE%20AMERICANS,NEW%20YORK,NY)	Graph	1	\$133,000.00	\$133,000.00	\$133,000.00	\$1
FLATIRON HEALTH, INC., 200 5TH AVENUE, NEW YORK, NY (https://www.google.com/maps/place/200%205TH%20AVENUE,NEW%20YORK,NY)	Graph	1	\$95,000.00	\$95,000.00	\$95,000.00	\$-
FORTRESS DIGITAL, LLC DBA SITECOMPLI, 53 WEST 23 STREET, NEW YORK, NY (https://www.google.com/maps/place/53%20WEST%2023%20STREET,NEW%20YORK,NY)	Graph	1	\$114,026.00	\$114,026.00	\$114,026.00	\$1
FRAMPTON CO LLC, 54 WEST 21ST STREET, NEW YORK, NY (https://www.google.com/maps/place/54%20WEST%2021ST%20STREET,NEW%20YORK,NY)	Graph	1	\$40,000.00	\$40,000.00	\$40,000.00	\$-
HANDY TECHNOLOGIES, 53 W. 23RD STREET, NEW YORK, NY (https://www.google.com/maps/place/53%20W.%2023RD%20STREET,NEW%20YORK,NY)	Graph	1	\$55,000.00	\$55,000.00	\$55,000.00	\$-
HAYSTAQ DNA LLC, HAYSTAQ DNA LLC, NEW YORK CITY, NY (https://www.google.com/maps/place/HAYSTAQ%20DNA%20LLC,NEW%20YORK%20CITY,NY)	Graph	1	\$53,165.00	\$53,165.00	\$53,165.00	\$-
HOMEPEOPLE CORP, 14 WEST 23RD 5TH FLOOR, NEW YORK, NY (https://www.google.com/maps/place/14%20WEST%2023RD%205TH%20FLOOR,NEW%20YORK,NY)	Graph	1	\$130,000.00	\$130,000.00	\$130,000.00	\$1
IMAGEBRIEF USA, INC., 43 WEST 23RD STREET, NEW YORK, NY (https://www.google.com/maps/place/43%20WEST%2023RD%20STREET,NEW%20YORK,NY)	Graph	1	\$72,301.00	\$72,301.00	\$72,301.00	\$-
IMG MODELS LLC, 304 PARK AVENUE SOUTH, NEW YORK, NY (https://www.google.com/maps/place/304%20PARK%20AVENUE%20SOUTH,NEW%20YORK,NY)	Graph	1	\$208,000.00	\$208,000.00	\$208,000.00	\$2
INTONE NETWORKS INC., NEW YORK LIFE INSURANCE, NEW YORK, NY (https://www.google.com/maps/place/NEW%20YORK%20LIFE%20INSURANCE,NEW%20YORK,NY)	Graph	1	\$85,000.00	\$85,000.00	\$85,000.00	\$-
JPMORGAN CHASE & CO., 450 W. 33RD ST., NEW YORK, NY (https://www.google.com/maps/place/450%20W.%2033RD%20ST.,NEW%20YORK,NY)	Graph	1	\$81,000.00	\$81,000.00	\$81,000.00	\$-
KUBANY JUDLOWE, LLC, 1123 BROADWAY, NEW YORK, NY (https://www.google.com/maps/place/1123%20BROADWAY,NEW%20YORK,NY)	Graph	1	\$41,850.00	\$41,850.00	\$41,850.00	\$-
MAGNETIC MEDIA ONLINE INC., 360 PARK AVE S. FL 19, NEW YORK, NY (https://www.google.com/maps/place/360%20PARK%20AVE%20S.%20FL%2019,NEW%20YORK,NY)	Graph	1	\$161,000.00	\$161,000.00	\$161,000.00	\$1
MEDICAL DYNAMIC SYSTEMS INC., 229 EAST 21 STREET, SUITE 1, NEW YORK, NY (https://www.google.com/maps/place/229%20EAST%2021%20STREET,%20SUITE%201,NEW%20YORK,NY)	Graph	1	\$55,764.80	\$55,764.80	\$55,764.80	\$-
NEW YORK UNIVERSITY SCHOOL OF MEDICINE, 423 E. 23RD STREET, NEW YORK, NY (https://www.google.com/maps/place/423%20E.%2023RD%20STREET,NEW%20YORK,NY)	Graph	1	\$45,294.00	\$45,294.00	\$45,294.00	\$-
NEW YORK UNIVERSITY, 345 EAST 24TH STREET, NEW YORK, NY (https://www.google.com/maps/place/345%20EAST%2024TH%20STREET,NEW%20YORK,NY)	Graph	1	\$47,476.00	\$47,476.00	\$47,476.00	\$-
NGA GROUP INC, NYC NY(ONE MADISON AVENUE), NEW YORK, NY (https://www.google.com/maps/place/NYC%20NY(ONE%20MADISON%20AVENUE),NEW%20YORK,NY)	Graph	1	\$70,000.00	\$70,000.00	\$70,000.00	\$-
NIPREN, LLC, 22 EAST 21ST STEER, NEW YORK, NY (https://www.google.com/maps/place/22%20EAST%2021ST%20STEER,NEW%20YORK,NY)	Graph	1	\$55,765.00	\$55,765.00	\$55,765.00	\$-
OCTOPART, INC., 43 WEST 24TH STE. 11B, NEW YORK, NY (https://www.google.com/maps/place/43%20WEST%2024TH%20STE.%2011B,NEW%20YORK,NY)	Graph	1	\$47,000.00	\$47,000.00	\$47,000.00	\$-
OPTUM360 SERVICES, INC., 511 EAST 20 STREET, NEW YORK, NY (https://www.google.com/maps/place/511%20EAST%2020%20STREET,NEW%20YORK,NY)	Graph	1	\$55,744.00	\$55,744.00	\$55,744.00	\$-
PURCH GROUP, INC., 150 5TH AVE NEW, NEW YORK, NY (https://www.google.com/maps/place/150%205TH%20AVE%20NEW,NEW%20YORK,NY)	Graph	1	\$105,000.00	\$105,000.00	\$105,000.00	\$1
REAKTOR, INC., 30 W. 21ST STREET, NEW YORK, NY (https://www.google.com/maps/place/30%20W.%2021ST%20STREET,NEW%20YORK,NY)	Graph	1	\$120,000.00	\$120,000.00	\$120,000.00	\$1
VANTAGE ERP, LLC, ONE PARK AVENUE, NEW YORK, NY (https://www.google.com/maps/place/ONE%20PARK%20AVENUE,NEW%20YORK,NY)	Graph	1	\$70,000.00	\$70,000.00	\$70,000.00	\$-
WAX,LLC, 151 WEST 19TH ST, NEW YORK, NY (https://www.google.com/maps/place/151%20WEST%2019TH%20ST,NEW%20YORK,NY)	Graph	1	\$90,000.00	\$90,000.00	\$90,000.00	\$-
BANDUJO ADVERTISING + DESIGN, 22 WEST 21 STREET, NEW YORK, NY (https://www.google.com/maps/place/22%20WEST%2021%20STREET,NEW%20YORK,NY)	Graph	2	\$51,250.00	\$51,250.00	\$51,250.00	\$-

Employer Name/Worksite Address	Graph	Count	Mean Wage	Median Wage	Lowest Wage	Highest Wage
BRAINPOP LLC, 71 WEST 23 STREET, NEW YORK, NY (https://www.google.com/maps/place/71%20WEST%2023%20STREET,NEW%20YORK,NY)	Graph	2	\$46,675.00	\$46,675.00	\$46,675.00	\$46,675.00
CLODAGH DESIGN INTERNATIONAL, INC., 115 EAST 23RD STREET, NEW YORK CITY, NY (https://www.google.com/maps/place/115%20EAST%2023RD%20STREET,NEW%20YORK%20CITY,NY)	Graph	2	\$70,000.00	\$70,000.00	\$70,000.00	\$70,000.00
DROPBOX, INC., 50 WEST 23 ST., NEW YORK, NY (https://www.google.com/maps/place/50%20WEST%2023%20ST.,NEW%20YORK,NY)	Graph	2	\$111,405.00	\$111,405.00	\$111,405.00	\$111,405.00
FEARLESS GROUP USA INC., 12 WEST 21 STREET, NEW YORK, NY (https://www.google.com/maps/place/12%20WEST%2021%20STREET,NEW%20YORK,NY)	Graph	2	\$54,500.00	\$47,000.00	\$47,000.00	\$54,500.00
FOVA INC., 200 FIFTH AVENUE, NEW YORK, NY (https://www.google.com/maps/place/200%20FIFTH%20AVENUE,NEW%20YORK,NY)	Graph	2	\$52,075.00	\$41,150.00	\$41,150.00	\$52,075.00
NOODLE PARTNERS INC., 59 CHELSEA PIERS, NEW YORK, NY (https://www.google.com/maps/place/59%20CHELSEA%20PIERS,NEW%20YORK,NY)	Graph	2	\$87,500.00	\$80,000.00	\$80,000.00	\$87,500.00
SELLUP INC., SELLUP INC., NEW YORK, NY (https://www.google.com/maps/place/SELLUP%20INC.,NEW%20YORK,NY)	Graph	2	\$50,001.60	\$50,000.00	\$50,000.00	\$50,001.60
SLALOM, LLC, 12 W 21ST ST, 7TH FL, NEW YORK, NY (https://www.google.com/maps/place/12%20W%2021ST%20ST,%207TH%20FL,NEW%20YORK,NY)	Graph	2	\$120,494.50	\$108,992.00	\$108,992.00	\$120,494.50
VISTAR MEDIA, INC., 137 5TH AVE., NEW YORK, NY (https://www.google.com/maps/place/137%205TH%20AVE.,NEW%20YORK,NY)	Graph	2	\$97,500.00	\$95,000.00	\$95,000.00	\$97,500.00
WILDCARD LLC, 115 E 23RD STREET, NEW YORK, NY (https://www.google.com/maps/place/115%20E%2023RD%20STREET,NEW%20YORK,NY)	Graph	2	\$72,610.40	\$70,220.80	\$70,220.80	\$72,610.40
ARCHITECTURE+INFORMATION PC, 16 WEST 22ND STREET, NEW YORK, NY (https://www.google.com/maps/place/16%20WEST%2022ND%20STREET,NEW%20YORK,NY)	Graph	3	\$70,000.00	\$70,000.00	\$70,000.00	\$70,000.00
BUTTON INC., 220 EAST 23RD STREET, NEW YORK, NY (https://www.google.com/maps/place/220%20EAST%2023RD%20STREET,NEW%20YORK,NY)	Graph	3	\$185,000.00	\$175,000.00	\$145,000.00	\$185,000.00
FANDUEL INC, 290 PARK AVENUE SOUTH, NEW YORK, NY (https://www.google.com/maps/place/290%20PARK%20AVENUE%20SOUTH,NEW%20YORK,NY)	Graph	3	\$203,333.33	\$130,000.00	\$130,000.00	\$203,333.33
HUMANSCALE CORPORATION, 11 EAST 26 STREET, NEW YORK, NY (https://www.google.com/maps/place/11%20EAST%2026%20STREET,NEW%20YORK,NY)	Graph	3	\$96,666.67	\$75,000.00	\$75,000.00	\$96,666.67
MAGNETIC MEDIA ONLINE INC., 360 PARK AVENUE SOUTH FL 19, NEW YORK, NY (https://www.google.com/maps/place/360%20PARK%20AVENUE%20SOUTH%20FL%2019,NEW%20YORK,NY)	Graph	3	\$115,176.00	\$95,514.00	\$95,514.00	\$115,176.00
SAWYER STUDIOS LLC, 36 WEST 25TH STREET, NEW YORK, NY (https://www.google.com/maps/place/36%20WEST%2025TH%20STREET,NEW%20YORK,NY)	Graph	4	\$55,837.60	\$46,675.20	\$46,675.20	\$55,837.60
NEW YORK UNIVERSITY, NYU COLLEGE OF DENTISTRY, NEW YORK, NY (https://www.google.com/maps/place/NYU%20COLLEGE%20OF%20DENTISTRY,NEW%20YORK,NY)	Graph	5	\$114,685.40	\$91,530.00	\$50,000.00	\$114,685.40
AETNA RESOURCES LLC, AETNA RESOURCES LLC, NEW YORK, NY (https://www.google.com/maps/place/AETNA%20RESOURCES%20LLC,NEW%20YORK,NY)	Graph	7	\$90,714.29	\$85,000.00	\$75,000.00	\$90,714.29
THORNTON TOMASETTI, INC., 51 MADISON AVENUE, NEW YORK, NY (https://www.google.com/maps/place/51%20MADISON%20AVENUE,NEW%20YORK,NY)	Graph	9	\$75,493.33	\$68,000.00	\$61,610.00	\$75,493.33
HP INC., 11 EAST STREET, NEW YORK, NY (https://www.google.com/maps/place/11%20EAST%20STREET,NEW%20YORK,NY)	Graph	10	\$84,198.00	\$84,198.00	\$84,198.00	\$84,198.00
BARUCH COLLEGE, BARUCH COLLEGE, NEW YORK, NY (https://www.google.com/maps/place/BARUCH%20COLLEGE,NEW%20YORK,NY)	Graph	12	\$128,895.25	\$125,000.00	\$75,100.00	\$128,895.25
Totals	Graph	122	\$94,461.26	\$84,198.00	\$40,000.00	\$128,895.25

Latitude: 40.739117 Longitude: -73.863791

Employer Name/Employer Address	Graph	Count	Mean Wage	Median Wage	Lowest Wage	Highest Wage
MONDA WINDOW & DOOR SYSTEMS, INC., 53-09 97TH PLACE, CORONA, NY (https://www.google.com/maps/place/53-09%2097TH%20PLACE,CORONA,NY)	Graph	1	\$58,240.00	\$58,240.00	\$58,240.00	\$58,240.00
Totals	Graph	1	\$58,240.00	\$58,240.00	\$58,240.00	\$58,240.00

Employer Name/Worksite Address	Graph	Count	Mean Wage	Median Wage	Lowest Wage	Highest Wage
MONDA WINDOW & DOOR SYSTEMS, INC., 53-09 97TH PLACE, CORONA, NY (https://www.google.com/maps/place/53-09%2097TH%20PLACE,CORONA,NY)	Graph	1	\$58,240.00	\$58,240.00	\$58,240.00	\$58,240.00

Employer Name/Worksite Address	Graph	Count	Mean Wage	Median Wage	Lowest Wage	Highest Wage
Totals	Graph	1	\$58,240.00	\$58,240.00	\$58,240.00	\$58,240.00

Latitude: 40.739137 Longitude: -73.991257

Employer Name/Worksite Address	Graph	Count	Mean Wage	Median Wage	Lowest Wage	Highest Wage
WILSON & ASSOCIATES, LLC, 119 FIFTH AVENUE, NEW YORK, NY (https://www.google.com/maps/place/119%20FIFTH%20AVENUE,NEW%20YORK,NY)	Graph	1	\$68,370.00	\$68,370.00	\$68,370.00	\$68,370.00
Totals	Graph	1	\$68,370.00	\$68,370.00	\$68,370.00	\$68,370.00

Latitude: 40.739174 Longitude: -73.993218

Employer Name/Employer Address	Graph	Count	Mean Wage	Median Wage	Lowest Wage	Highest Wage
SPOTIFY USA INC, 45 W. 18TH STREET, NEW YORK, NY (https://www.google.com/maps/place/45%20W.%2018TH%20STREET,NEW%20YORK,NY)	Graph	1	\$66,414.00	\$66,414.00	\$66,414.00	\$66,414.00
SPOTIFY USA INC., 45 W. 18TH STREET, NEW YORK, NY (https://www.google.com/maps/place/45%20W.%2018TH%20STREET,NEW%20YORK,NY)	Graph	1	\$125,000.00	\$125,000.00	\$125,000.00	\$125,000.00
MEDIAOCEAN, LLC, 45 W. 18TH STREET, NEW YORK, NY (https://www.google.com/maps/place/45%20W.%2018TH%20STREET,NEW%20YORK,NY)	Graph	9	\$116,577.12	\$120,000.00	\$75,000.00	\$141,381.12
Totals	Graph	11	\$112,782.55	\$120,000.00	\$66,414.00	\$141,381.12

Employer Name/Worksite Address	Graph	Count	Mean Wage	Median Wage	Lowest Wage	Highest Wage
MEDIAOCEAN, LLC, 45 W 18TH ST, NEW YORK, NY (https://www.google.com/maps/place/45%20W%2018TH%20ST,NEW%20YORK,NY)	Graph	1	\$136,000.00	\$136,000.00	\$136,000.00	\$136,000.00
SPOTIFY USA INC., 45 W. 18TH STREET, NEW YORK, NY (https://www.google.com/maps/place/45%20W.%2018TH%20STREET,NEW%20YORK,NY)	Graph	2	\$95,707.00	\$66,414.00	\$66,414.00	\$125,000.00
MEDIAOCEAN, LLC, 45 WEST 18TH STREET, NEW YORK, NY (https://www.google.com/maps/place/45%20WEST%2018TH%20STREET,NEW%20YORK,NY)	Graph	8	\$114,149.26	\$120,000.00	\$75,000.00	\$141,381.12
Totals	Graph	11	\$112,782.55	\$120,000.00	\$66,414.00	\$141,381.12

Latitude: 40.739199 Longitude: -73.989987

Employer Name/Employer Address	Graph	Count	Mean Wage	Median Wage	Lowest Wage	Highest Wage
LULU FROST, INC., 12 E 20TH STREET, NEW YORK, NY (https://www.google.com/maps/place/12%20E%2020TH%20STREET,NEW%20YORK,NY)	Graph	1	\$64,500.00	\$64,500.00	\$64,500.00	\$64,500.00
Totals	Graph	1	\$64,500.00	\$64,500.00	\$64,500.00	\$64,500.00

Employer Name/Worksite Address	Graph	Count	Mean Wage	Median Wage	Lowest Wage	Highest Wage
LULU FROST, INC., 12 EAST 20TH STREET, NEW YORK, NY (https://www.google.com/maps/place/12%20EAST%2020TH%20STREET,NEW%20YORK,NY)	Graph	1	\$64,500.00	\$64,500.00	\$64,500.00	\$64,500.00
Totals	Graph	1	\$64,500.00	\$64,500.00	\$64,500.00	\$64,500.00

Latitude: 40.739202 Longitude: -73.933398

Employer Name/Employer Address	Graph	Count	Mean Wage	Median Wage	Lowest Wage	Highest Wage
TAI HE TRADING CORP., 32-33 HUNTERS POINT AVENUE, LONG ISLAND CITY, NY (https://www.google.com/maps/place/32-33%20HUNTERS%20POINT%20AVENUE,LONG%20ISLAND%20CITY,NY)	Graph	1	\$40,830.40	\$40,830.40	\$40,830.40	\$40,830.40

Employer Name/Employer Address	Graph	Count	Mean Wage	Median Wage	Lowest Wage	Highest Wage
Totals	Graph	1	\$40,830.40	\$40,830.40	\$40,830.40	\$40,830.40

Employer Name/Worksite Address	Graph	Count	Mean Wage	Median Wage	Lowest Wage	Highest Wage
TAI HE TRADING CORP., 32-33 HUNTERS POINT AVENUE, LONG ISLAND CITY, NY (https://www.google.com/maps/place/32-33%20HUNTERS%20POINT%20AVENUE,LONG%20ISLAND%20CITY,NY)	Graph	1	\$40,830.40	\$40,830.40	\$40,830.40	\$40,830.40
Totals	Graph	1	\$40,830.40	\$40,830.40	\$40,830.40	\$40,830.40

Latitude: 40.739222 Longitude: -73.979846

Employer Name/Employer Address	Graph	Count	Mean Wage	Median Wage	Lowest Wage	Highest Wage
EXPLORE & DISCOVER GRAMMERCY, LLC, 444 2ND AVENUE, NEW YORK, NY (https://www.google.com/maps/place/444%202ND%20AVENUE,NEW%20YORK,NY)	Graph	1	\$60,000.00	\$60,000.00	\$60,000.00	\$60,000.00
Totals	Graph	1	\$60,000.00	\$60,000.00	\$60,000.00	\$60,000.00

Employer Name/Worksite Address	Graph	Count	Mean Wage	Median Wage	Lowest Wage	Highest Wage
EXPLORE & DISCOVER GRAMMERCY, LLC, 444 2ND AVENUE, NEW YORK, NY (https://www.google.com/maps/place/444%202ND%20AVENUE,NEW%20YORK,NY)	Graph	1	\$60,000.00	\$60,000.00	\$60,000.00	\$60,000.00
Totals	Graph	1	\$60,000.00	\$60,000.00	\$60,000.00	\$60,000.00

Latitude: 40.739255 Longitude: -73.66829

Employer Name/Employer Address	Graph	Count	Mean Wage	Median Wage	Lowest Wage	Highest Wage
ROCON PLUMBING & HEATING CORP., 16 FIRST STREET, GARDEN CITY PARK, NY (https://www.google.com/maps/place/16%20FIRST%20STREET,GARDEN%20CITY%20PARK,NY)	Graph	1	\$83,200.00	\$83,200.00	\$83,200.00	\$83,200.00
Totals	Graph	1	\$83,200.00	\$83,200.00	\$83,200.00	\$83,200.00

Employer Name/Worksite Address	Graph	Count	Mean Wage	Median Wage	Lowest Wage	Highest Wage
ROCON PLUMBING & HEATING CORP., 16 FIRST STREET, GARDEN CITY PARK, NY (https://www.google.com/maps/place/16%20FIRST%20STREET,GARDEN%20CITY%20PARK,NY)	Graph	1	\$83,200.00	\$83,200.00	\$83,200.00	\$83,200.00
Totals	Graph	1	\$83,200.00	\$83,200.00	\$83,200.00	\$83,200.00

Latitude: 40.73926 Longitude: -74.003668

Employer Name/Employer Address	Graph	Count	Mean Wage	Median Wage	Lowest Wage	Highest Wage
ENNEAD ARCHITECTS LLP, 320 WEST 13TH STREET, NEW YORK, NY (https://www.google.com/maps/place/320%20WEST%2013TH%20STREET,NEW%20YORK,NY)	Graph	14	\$58,935.71	\$57,100.00	\$48,000.00	\$72,000.00
Totals	Graph	14	\$58,935.71	\$57,100.00	\$48,000.00	\$72,000.00

Employer Name/Worksite Address	Graph	Count	Mean Wage	Median Wage	Lowest Wage	Highest Wage
ENNEAD ARCHITECTS LLP, 320 WEST 13TH STREET, NEW YORK, NY (https://www.google.com/maps/place/320%20WEST%2013TH%20STREET,NEW%20YORK,NY)	Graph	14	\$58,935.71	\$57,100.00	\$48,000.00	\$72,000.00
Totals	Graph	14	\$58,935.71	\$57,100.00	\$48,000.00	\$72,000.00

Latitude: 40.739263 Longitude: -73.989674

Employer Name/Employer Address	Graph	Count	Mean Wage	Median Wage	Lowest Wage	Highest Wage
AXIAL NETWORKS, INC. (FORMERLY AXIALMARKET), 902 BROADWAY, 19TH FLOOR, NEW YORK, NY (https://www.google.com/maps/place/902%20BROADWAY,%2019TH%20FLOOR,NEW%20YORK,NY)	Graph	1	\$60,000.00	\$60,000.00	\$60,000.00	\$60,000.00
CARPENTER NY DEVELOPMENT, LLC, 902 BROADWAY, NY, NY (https://www.google.com/maps/place/902%20BROADWAY,NY,NY)	Graph	1	\$136,906.00	\$136,906.00	\$136,906.00	\$136,906.00
MYPIZZA TECHNOLOGIES, INC., 902 BROADWAY, NEW YORK, NY (https://www.google.com/maps/place/902%20BROADWAY,NEW%20YORK,NY)	Graph	2	\$80,435.00	\$80,000.00	\$80,000.00	\$80,870.00
TIKAMOBILE, INC., 902 BROADWAY, 6TH FLOOR, NEW YORK, NY (https://www.google.com/maps/place/902%20BROADWAY,%206TH%20FLOOR,NEW%20YORK,NY)	Graph	2	\$79,456.10	\$55,765.00	\$55,765.00	\$103,147.20
TIKAMOBILE, INC., 902 BROADWAY, NEW YORK, NY (https://www.google.com/maps/place/902%20BROADWAY,NEW%20YORK,NY)	Graph	3	\$91,666.67	\$95,000.00	\$85,000.00	\$95,000.00
Totals	Graph	9	\$87,965.36	\$85,000.00	\$55,765.00	\$136,906.00

Employer Name/Worksite Address	Graph	Count	Mean Wage	Median Wage	Lowest Wage	Highest Wage
AXIAL NETWORKS, INC. (FORMERLY AXIALMARKET), 902 BROADWAY, 19TH FLOOR, NEW YORK, NY (https://www.google.com/maps/place/902%20BROADWAY,%2019TH%20FLOOR,NEW%20YORK,NY)	Graph	1	\$60,000.00	\$60,000.00	\$60,000.00	\$60,000.00
TECH THEME SOLUTIONS INC, 902 BROADWAY 6TH FLOOR, NEW YORK, NY (https://www.google.com/maps/place/902%20BROADWAY%206TH%20FLOOR,NEW%20YORK,NY)	Graph	1	\$55,000.00	\$55,000.00	\$55,000.00	\$55,000.00
TIKAMOBILE, INC., 902 BROADWAY, 6TH FLOOR, NEW YORK, NY (https://www.google.com/maps/place/902%20BROADWAY,%206TH%20FLOOR,NEW%20YORK,NY)	Graph	2	\$79,456.10	\$55,765.00	\$55,765.00	\$103,147.20
VIGGLE REWARDS, INC., 902 BROADWAY, NEW YORK, NY (https://www.google.com/maps/place/902%20BROADWAY,NEW%20YORK,NY)	Graph	6	\$97,645.00	\$85,000.00	\$80,000.00	\$150,000.00
Totals	Graph	10	\$85,978.22	\$80,870.00	\$55,000.00	\$150,000.00

Latitude: 40.739309 Longitude: -73.992071

Employer Name/Employer Address	Graph	Count	Mean Wage	Median Wage	Lowest Wage	I
ADAPTLY, INC., 22 WEST 19TH STREET, 3RD FLOOR, NEW YORK, NY (https://www.google.com/maps/place/22%20WEST%2019TH%20STREET,%203RD%20FLOOR,NEW%20YORK,NY)	Graph	1	\$105,000.00	\$105,000.00	\$105,000.00	\$1
FXFOWLE ARCHITECTS, LLP, 22 WEST 19TH STREET, NEW YORK, NY (https://www.google.com/maps/place/22%20WEST%2019TH%20STREET,NEW%20YORK,NY)	Graph	1	\$145,000.00	\$145,000.00	\$145,000.00	\$1
POLICYGENIUS INC., 22 W 19TH ST, NEW YORK, NY (https://www.google.com/maps/place/22%20W%2019TH%20ST,NEW%20YORK,NY)	Graph	1	\$132,500.00	\$132,500.00	\$132,500.00	\$1
FXFOWLE ARCHITECTS LLP, 22 WEST 19TH STREET, NEW YORK, NY (https://www.google.com/maps/place/22%20WEST%2019TH%20STREET,NEW%20YORK,NY)	Graph	2	\$75,000.00	\$75,000.00	\$75,000.00	\$
YIPIT, INC., 22 WEST 19TH STREET, NEW YORK, NY (https://www.google.com/maps/place/22%20WEST%2019TH%20STREET,NEW%20YORK,NY)	Graph	4	\$126,250.00	\$110,000.00	\$100,000.00	\$1
Totals	Graph	9	\$115,277.78	\$110,000.00	\$75,000.00	\$1

Employer Name/Worksite Address	Graph	Count	Mean Wage	Median Wage	Lowest Wage	I
ADAPTLY, INC., 22 WEST 19TH STREET, 3RD FLOOR, NEW YORK, NY (https://www.google.com/maps/place/22%20WEST%2019TH%20STREET,%203RD%20FLOOR,NEW%20YORK,NY)	Graph	1	\$105,000.00	\$105,000.00	\$105,000.00	\$1
POLICYGENIUS INC., 22 W 19TH ST, NEW YORK, NY (https://www.google.com/maps/place/22%20W%2019TH%20ST,NEW%20YORK,NY)	Graph	1	\$132,500.00	\$132,500.00	\$132,500.00	\$1
YIPIT, INC., 22 WEST 19TH STREET, NEW YORK, NY (https://www.google.com/maps/place/22%20WEST%2019TH%20STREET,NEW%20YORK,NY)	Graph	7	\$114,285.71	\$110,000.00	\$75,000.00	\$1
Totals	Graph	9	\$115,277.78	\$110,000.00	\$75,000.00	\$1

Latitude: 40.73931 Longitude: -74.008296

Employer Name/Worksite Address	Graph	Count	Mean Wage	Median Wage	Lowest Wage	Highest Wage
VITRA, INC., 100 GANSEVOORT STREET, NEW YORK, NY (https://www.google.com/maps/place/100%20GANSEVOORT%20STREET,NEW%20YORK,NY)	Graph	1	\$70,000.00	\$70,000.00	\$70,000.00	\$70,000.00
Totals	Graph	1	\$70,000.00	\$70,000.00	\$70,000.00	\$70,000.00

Latitude: 40.739339 Longitude: -73.986246

Employer Name/Employer Address	Graph	Count	Mean Wage	Median Wage	Lowest Wage	Highest Wage
ECOLE INTERNATIONALE DE NEW YORK LLC, 111 E. 22ND STREET, NEW YORK, NY (https://www.google.com/maps/place/111%20E.%2022ND%20STREET,NEW%20YORK,NY)	Graph	1	\$65,221.00	\$65,221.00	\$65,221.00	\$65,221.00
ECOLE INTERNATIONALE DE NEW YORK, LLC, 111 E. 22ND ST., NEW YORK, NY (https://www.google.com/maps/place/111%20E.%2022ND%20ST.,NEW%20YORK,NY)	Graph	1	\$52,899.00	\$52,899.00	\$52,899.00	\$52,899.00
ECOLE INTERNATIONAL DE NEW YORK LLC, 111 E. 22ND ST., NEW YORK, NY (https://www.google.com/maps/place/111%20E.%2022ND%20ST.,NEW%20YORK,NY)	Graph	2	\$65,221.00	\$65,221.00	\$65,221.00	\$65,221.00
Totals	Graph	4	\$62,140.50	\$65,221.00	\$52,899.00	\$65,221.00

Employer Name/Worksite Address	Graph	Count	Mean Wage	Median Wage	Lowest Wage	Highest Wage
ECOLE INTERNATIONALE DE NEW YORK LLC, 111 E. 22ND STREET, NEW YORK, NY (https://www.google.com/maps/place/111%20E.%2022ND%20STREET,NEW%20YORK,NY)	Graph	1	\$65,221.00	\$65,221.00	\$65,221.00	\$65,221.00
ECOLE INTERNATIONALE DE NEW YORK, LLC, 111 E. 22ND ST., NEW YORK, NY (https://www.google.com/maps/place/111%20E.%2022ND%20ST.,NEW%20YORK,NY)	Graph	3	\$61,113.67	\$65,221.00	\$52,899.00	\$65,221.00
Totals	Graph	4	\$62,140.50	\$65,221.00	\$52,899.00	\$65,221.00

Latitude: 40.739344 Longitude: -74.00622

Employer Name/Employer Address	Graph	Count	Mean Wage	Median Wage	Lowest Wage	Highest Wage
HELMUT LANG NEW YORK LLC, 38 GANSEVOORT STREET, NEW YORK, NY (https://www.google.com/maps/place/38%20GANSEVOORT%20STREET,NEW%20YORK,NY)	Graph	1	\$70,000.00	\$70,000.00	\$70,000.00	\$70,000.00
THEORY LLC, 38 GANSEVOORT STREET, NEW YORK, NY (https://www.google.com/maps/place/38%20GANSEVOORT%20STREET,NEW%20YORK,NY)	Graph	1	\$46,675.00	\$46,675.00	\$46,675.00	\$46,675.00
Totals	Graph	2	\$58,337.50	\$46,675.00	\$46,675.00	\$70,000.00

Employer Name/Worksite Address	Graph	Count	Mean Wage	Median Wage	Lowest Wage	Highest Wage
THEORY LLC, 38 GANSEVOORT STREET, NEW YORK, NY (https://www.google.com/maps/place/38%20GANSEVOORT%20STREET,NEW%20YORK,NY)	Graph	3	\$64,181.80	\$65,000.00	\$46,675.00	\$80,870.40
Totals	Graph	3	\$64,181.80	\$65,000.00	\$46,675.00	\$80,870.40

Latitude: 40.739352 Longitude: -73.991832

Employer Name/Employer Address	Graph	Count	Mean Wage	Median Wage	Lowest Wage	Highest Wage
CLOVIS CONSULTING, INC, 5 WEST 19TH STREET, NEW YORK, NY (https://www.google.com/maps/place/5%20WEST%2019TH%20STREET,NEW%20YORK,NY)	Graph	1	\$46,675.00	\$46,675.00	\$46,675.00	\$46,675.00
FERRANTE PLLC, 5 WEST 19TH STREET, NEW YORK, NY (https://www.google.com/maps/place/5%20WEST%2019TH%20STREET,NEW%20YORK,NY)	Graph	1	\$65,000.00	\$65,000.00	\$65,000.00	\$65,000.00
FERRANTE, PLLC, 5 WEST 19TH STREET, NEW YORK, NY (https://www.google.com/maps/place/5%20WEST%2019TH%20STREET,NEW%20YORK,NY)	Graph	1	\$39,354.00	\$39,354.00	\$39,354.00	\$39,354.00
TORY BURCH, LLC, 11 WEST 19TH STREET, NEW YORK, NY (https://www.google.com/maps/place/11%20WEST%2019TH%20STREET,NEW%20YORK,NY)	Graph	11	\$99,808.18	\$110,000.00	\$41,100.00	\$150,000.00
Totals	Graph	14	\$89,208.50	\$75,000.00	\$39,354.00	\$150,000.00

Employer Name/Worksite Address	Graph	Count	Mean Wage	Median Wage	Lowest Wage	Highest Wage
CAPITAL ONE SERVICES II LLC, 11 W. 19TH STREET, NEW YORK, NY (https://www.google.com/maps/place/11%20W.%2019TH%20STREET,NEW%20YORK,NY)	Graph	1	\$106,600.00	\$106,600.00	\$106,600.00	\$106,600.00
NEXSOLV INC., 11 WEST 19TH ST, NEW YORK, NY (https://www.google.com/maps/place/11%20WEST%2019TH%20ST,NEW%20YORK,NY)	Graph	1	\$65,000.00	\$65,000.00	\$65,000.00	\$65,000.00
FERRANTE, PLLC, 5 WEST 19TH STREET, NEW YORK, NY (https://www.google.com/maps/place/5%20WEST%2019TH%20STREET,NEW%20YORK,NY)	Graph	2	\$52,177.00	\$39,354.00	\$39,354.00	\$65,000.00
TORY BURCH, LLC, 11 WEST 19TH STREET, NEW YORK, NY (https://www.google.com/maps/place/11%20WEST%2019TH%20STREET,NEW%20YORK,NY)	Graph	6	\$88,457.50	\$75,000.00	\$41,100.00	\$150,000.00
Totals	Graph	10	\$80,669.90	\$65,000.00	\$39,354.00	\$150,000.00

Latitude: 40.739365 Longitude: -73.790867

Employer Name/Employer Address	Graph	Count	Mean Wage	Median Wage	Lowest Wage	Highest Wage
QUEENS ANIMAL HEALTH VETERINARY OFFICE, P.C., 183-04 HORACE HARDING EXPRESSWAY, FRESH MEADOWS, NY (https://www.google.com/maps/place/183-04%20HORACE%20HARDING%20EXPRESSWAY,FRESH%20MEADOWS,NY)	Graph	1	\$85,000.00	\$85,000.00	\$85,000.00	\$85,000.00
Totals	Graph	1	\$85,000.00	\$85,000.00	\$85,000.00	\$85,000.00

Employer Name/Worksite Address	Graph	Count	Mean Wage	Median Wage	Lowest Wage	Highest Wage
QUEENS ANIMAL HEALTH VETERINARY OFFICE, P.C., 183-04 HORACE HARDING EXPRESSWAY, FRESH MEADOWS, NY (https://www.google.com/maps/place/183-04%20HORACE%20HARDING%20EXPRESSWAY,FRESH%20MEADOWS,NY)	Graph	1	\$85,000.00	\$85,000.00	\$85,000.00	\$85,000.00
Totals	Graph	1	\$85,000.00	\$85,000.00	\$85,000.00	\$85,000.00

Latitude: 40.739366 Longitude: -73.989783

Employer Name/Employer Address	Graph	Count	Mean Wage	Median Wage	Lowest Wage	Highest Wage
ENVIROSELL, INC., 907 BROADWAY, NEW YORK, NY (https://www.google.com/maps/place/907%20BROADWAY,NEW%20YORK,NY)	Graph	1	\$52,000.00	\$52,000.00	\$52,000.00	\$52,000.00
Totals	Graph	1	\$52,000.00	\$52,000.00	\$52,000.00	\$52,000.00

Employer Name/Worksite Address	Graph	Count	Mean Wage	Median Wage	Lowest Wage	Highest Wage
ENVIROSELL, INC., 907 BROADWAY, NEW YORK, NY (https://www.google.com/maps/place/907%20BROADWAY,NEW%20YORK,NY)	Graph	1	\$52,000.00	\$52,000.00	\$52,000.00	\$52,000.00
Totals	Graph	1	\$52,000.00	\$52,000.00	\$52,000.00	\$52,000.00

Latitude: 40.739391 Longitude: -73.995898

Employer Name/Employer Address	Graph	Count	Mean Wage	Median Wage	Lowest Wage	Highest Wage
PERSONA FILMS INC., 114 WEST 17TH STREET, NEW YORK, NY (https://www.google.com/maps/place/114%20WEST%2017TH%20STREET,NEW%20YORK,NY)	Graph	1	\$100,000.00	\$100,000.00	\$100,000.00	\$100,000.00
Totals	Graph	1	\$100,000.00	\$100,000.00	\$100,000.00	\$100,000.00

Employer Name/Worksite Address	Graph	Count	Mean Wage	Median Wage	Lowest Wage	Highest Wage
PERSONA FILMS INC., 114 WEST 17TH STREET, NEW YORK, NY (https://www.google.com/maps/place/114%20WEST%2017TH%20STREET,NEW%20YORK,NY)	Graph	1	\$100,000.00	\$100,000.00	\$100,000.00	\$100,000.00
Totals	Graph	1	\$100,000.00	\$100,000.00	\$100,000.00	\$100,000.00

Latitude: 40.739396 Longitude: -73.987023

Employer Name/Employer Address	Graph	Count	Mean Wage	Median Wage	Lowest Wage	Highest Wage
FANDUEL, INC., 290 PARK AVENUE SOUTH, NEW YORK, NY (https://www.google.com/maps/place/290%20PARK%20AVENUE%20SOUTH,NEW%20YORK,NY)	Graph	1	\$350,000.00	\$350,000.00	\$350,000.00	\$350,000.00
FANDUEL INC, 290 PARK AVENUE SOUTH, NEW YORK, NY (https://www.google.com/maps/place/290%20PARK%20AVENUE%20SOUTH,NEW%20YORK,NY)	Graph	2	\$130,000.00	\$130,000.00	\$130,000.00	\$130,000.00
Totals	Graph	3	\$203,333.33	\$130,000.00	\$130,000.00	\$350,000.00

Employer Name/Worksite Address	Graph	Count	Mean Wage	Median Wage	Lowest Wage	Highest Wage
DELOITTE & TOUCHE LLP, 290 PARK AVENUE SOUTH, NEW YORK, NY (https://www.google.com/maps/place/290%20PARK%20AVENUE%20SOUTH,NEW%20YORK,NY)	Graph	15	\$116,979.00	\$116,979.00	\$116,979.00	\$116,979.00
Totals	Graph	15	\$116,979.00	\$116,979.00	\$116,979.00	\$116,979.00

Latitude: 40.739398 Longitude: -73.996003

Employer Name/Worksite Address	Graph	Count	Mean Wage	Median Wage	Lowest Wage	Highest Wage
CLOUDRAY, INC., 114 FIFTH AVE., 17TH STREET, NEW YORK CITY, NY (https://www.google.com/maps/place/114%20FIFTH%20AVE.,%2017TH%20STREET,NEW%20YORK%20CITY,NY)	Graph	1	\$72,000.00	\$72,000.00	\$72,000.00	\$72,000.00
LORVENK TECHNOLOGIES LLC, 114 FIFTH AVENUE AT 17TH STREET, NEW YORK, NY (https://www.google.com/maps/place/114%20FIFTH%20AVENUE%20AT%2017TH%20STREET,NEW%20YORK,NY)	Graph	1	\$55,910.00	\$55,910.00	\$55,910.00	\$55,910.00
PRECISION TECHNOLOGIES CORP, 114 FIFTH AVENUE, NEW YORK, NY (https://www.google.com/maps/place/114%20FIFTH%20AVENUE,NEW%20YORK,NY)	Graph	1	\$65,000.00	\$65,000.00	\$65,000.00	\$65,000.00
Totals	Graph	3	\$64,303.33	\$65,000.00	\$55,910.00	\$72,000.00

Latitude: 40.739429 Longitude: -73.867052

Employer Name/Worksite Address	Graph	Count	Mean Wage	Median Wage	Lowest Wage	Highest Wage
SVAM INTERNATIONAL, INC., 59-17 JUNCTION BLVD., FLUSHING, NY (https://www.google.com/maps/place/59-17%20JUNCTION%20BLVD.,FLUSHING,NY)	Graph	1	\$75,795.00	\$75,795.00	\$75,795.00	\$75,795.00
SVAM INTERNATIONAL, INC., 59-17 JUNCTION BOULEVARD, FLUSHING, NY (https://www.google.com/maps/place/59-17%20JUNCTION%20BOULEVARD,FLUSHING,NY)	Graph	1	\$84,864.00	\$84,864.00	\$84,864.00	\$84,864.00
THINC SYSTEMS, INC, 59-17 JUNCTION BLVD, FLUSHING, NY (https://www.google.com/maps/place/59-17%20JUNCTION%20BLVD,FLUSHING,NY)	Graph	6	\$75,475.00	\$65,000.00	\$64,850.00	\$91,000.00
Totals	Graph	8	\$76,688.63	\$75,795.00	\$64,850.00	\$91,000.00

Latitude: 40.739433 Longitude: -74.001509

Employer Name/Employer Address	Graph	Count	Mean Wage	Median Wage	Lowest Wage	Highest Wage
CHANNEL V MEDIA LLC, 80 EIGHTH AVENUE, NEW YORK, NY (https://www.google.com/maps/place/80%20EIGHTH%20AVENUE,NEW%20YORK,NY)	Graph	1	\$90,000.00	\$90,000.00	\$90,000.00	\$90,000.00
CHANNEL V MEDIA LLC, 80 EIGHTH AVENUE, SUITE 206, NEW YORK, NY (https://www.google.com/maps/place/80%20EIGHTH%20AVENUE,%20SUITE%20206,NEW%20YORK,NY)	Graph	1	\$50,000.00	\$50,000.00	\$50,000.00	\$50,000.00
Totals	Graph	2	\$70,000.00	\$50,000.00	\$50,000.00	\$90,000.00

Employer Name/Worksite Address	Graph	Count	Mean Wage	Median Wage	Lowest Wage	Highest Wage
CHANNEL V MEDIA LLC, 80 EIGHTH AVENUE, NEW YORK, NY (https://www.google.com/maps/place/80%20EIGHTH%20AVENUE,NEW%20YORK,NY)	Graph	1	\$90,000.00	\$90,000.00	\$90,000.00	\$90,000.00
CHANNEL V MEDIA LLC, 80 EIGHTH AVENUE, SUITE 206, NEW YORK, NY (https://www.google.com/maps/place/80%20EIGHTH%20AVENUE,%20SUITE%20206,NEW%20YORK,NY)	Graph	1	\$50,000.00	\$50,000.00	\$50,000.00	\$50,000.00

Employer Name/Worksite Address	Graph	Count	Mean Wage	Median Wage	Lowest Wage	Highest Wage
Totals	Graph	2	\$70,000.00	\$50,000.00	\$50,000.00	\$90,000.00

Latitude: 40.739442 Longitude: -74.008295

Employer Name/Worksite Address	Graph	Count	Mean Wage	Median Wage	Lowest Wage	Highest Wage
WHIT FOOD II LLC, 99 GANESVOORT STREET, NEW YORK, NY (https://www.google.com/maps/place/99%20GANESVOORT%20STREET,NEW%20YORK,NY)	Graph	1	\$29,120.00	\$29,120.00	\$29,120.00	\$29,120.00
WHITNEY MUSEUM OF AMERICAN ART, 99 GANSEVOORT STREET, NEW YORK, NY (https://www.google.com/maps/place/99%20GANSEVOORT%20STREET,NEW%20YORK,NY)	Graph	2	\$125,612.00	\$66,000.00	\$66,000.00	\$185,224.00
Totals	Graph	3	\$93,448.00	\$66,000.00	\$29,120.00	\$185,224.00

Employer Name/Worksite Address	Graph	Count	Mean Wage	Median Wage	Lowest Wage	Highest Wage
WHIT FOOD II LLC, 99 GANESVOORT STREET, NEW YORK, NY (https://www.google.com/maps/place/99%20GANESVOORT%20STREET,NEW%20YORK,NY)	Graph	1	\$29,120.00	\$29,120.00	\$29,120.00	\$29,120.00
WHITNEY MUSEUM OF AMERICAN ART, 99 GANSEVOORT STREET, NEW YORK, NY (https://www.google.com/maps/place/99%20GANSEVOORT%20STREET,NEW%20YORK,NY)	Graph	2	\$125,612.00	\$66,000.00	\$66,000.00	\$185,224.00
Totals	Graph	3	\$93,448.00	\$66,000.00	\$29,120.00	\$185,224.00

Latitude: 40.739443 Longitude: -73.945083

Employer Name/Worksite Address	Graph	Count	Mean Wage	Median Wage	Lowest Wage	Highest Wage
SWING STAGING, LLC, 25-20 BORDEN AVENUE, LONG ISLAND CITY, NY (https://www.google.com/maps/place/25-20%20BORDEN%20AVENUE,LONG%20ISLAND%20CITY,NY)	Graph	3	\$115,000.00	\$115,000.00	\$115,000.00	\$115,000.00
Totals	Graph	3	\$115,000.00	\$115,000.00	\$115,000.00	\$115,000.00

Employer Name/Worksite Address	Graph	Count	Mean Wage	Median Wage	Lowest Wage	Highest Wage
SWING STAGING, LLC, 25-20 BORDEN AVENUE, LONG ISLAND CITY, NY (https://www.google.com/maps/place/25-20%20BORDEN%20AVENUE,LONG%20ISLAND%20CITY,NY)	Graph	3	\$115,000.00	\$115,000.00	\$115,000.00	\$115,000.00
Totals	Graph	3	\$115,000.00	\$115,000.00	\$115,000.00	\$115,000.00

Latitude: 40.739447 Longitude: -73.944409

Employer Name/Worksite Address	Graph	Count	Mean Wage	Median Wage	Lowest Wage	Highest Wage
BOSS32 INC., 25-19 BORDEN AVENUE #203, LONG ISLAND CITY, NY (https://www.google.com/maps/place/25-19%20BORDEN%20AVENUE%20#203,LONG%20ISLAND%20CITY,NY)	Graph	1	\$38,916.80	\$38,916.80	\$38,916.80	\$38,916.80
Totals	Graph	1	\$38,916.80	\$38,916.80	\$38,916.80	\$38,916.80

Employer Name/Worksite Address	Graph	Count	Mean Wage	Median Wage	Lowest Wage	Highest Wage
BOSS32 INC., 25-19 BORDEN AVENUE #203, LONG ISLAND CITY, NY (https://www.google.com/maps/place/25-19%20BORDEN%20AVENUE%20#203,LONG%20ISLAND%20CITY,NY)	Graph	1	\$38,916.80	\$38,916.80	\$38,916.80	\$38,916.80
Totals	Graph	1	\$38,916.80	\$38,916.80	\$38,916.80	\$38,916.80

Latitude: 40.739507 Longitude: -74.00595

Employer Name/Employer Address	Graph	Count	Mean Wage	Median Wage	Lowest Wage	Highest Wage
BAGATELLE LITTLE WEST 12TH LLC, 1 LITTLE W 12TH STREET, NEW YORK, NY (https://www.google.com/maps/place/1%20LITTLE%20W%2012TH%20STREET,NEW%20YORK,NY)	Graph	1	\$38,771.00	\$38,771.00	\$38,771.00	\$38,771.00
Totals	Graph	1	\$38,771.00	\$38,771.00	\$38,771.00	\$38,771.00

Employer Name/Worksite Address	Graph	Count	Mean Wage	Median Wage	Lowest Wage	Highest Wage
BAGATELLE LITTLE WEST 12TH LLC, 1 LITTLE W 12TH STREET, NEW YORK, NY (https://www.google.com/maps/place/1%20LITTLE%20W%2012TH%20STREET,NEW%20YORK,NY)	Graph	1	\$38,771.00	\$38,771.00	\$38,771.00	\$38,771.00
Totals	Graph	1	\$38,771.00	\$38,771.00	\$38,771.00	\$38,771.00

Latitude: 40.739591 Longitude: -73.9924

Employer Name/Employer Address	Graph	Count	Mean Wage	Median Wage	Lowest Wage	Highest Wage
THIRSTIE, INC., 33 WEST 19TH STREET, NEW YORK, NY (https://www.google.com/maps/place/33%20WEST%2019TH%20STREET,NEW%20YORK,NY)	Graph	1	\$70,000.00	\$70,000.00	\$70,000.00	\$70,000.00
YOTPO, INC., 33 WEST 19TH STREET, NEW YORK, NY (https://www.google.com/maps/place/33%20WEST%2019TH%20STREET,NEW%20YORK,NY)	Graph	1	\$100,000.00	\$100,000.00	\$100,000.00	\$100,000.00
TOUCHTOP COMMUNICATION INC, 33 WEST 19TH ST. 4TH FLOOR, NEW YORK, NY (https://www.google.com/maps/place/33%20WEST%2019TH%20ST.%204TH%20FLOOR,NEW%20YORK,NY)	Graph	2	\$46,748.00	\$46,675.20	\$46,675.20	\$46,820.80
Totals	Graph	4	\$65,874.00	\$46,820.80	\$46,675.20	\$100,000.00

Employer Name/Worksite Address	Graph	Count	Mean Wage	Median Wage	Lowest Wage	Highest Wage
DROPBOX, INC., 33 W 19TH STREET, NEW YORK, NY (https://www.google.com/maps/place/33%20W%2019TH%20STREET,NEW%20YORK,NY)	Graph	1	\$131,997.00	\$131,997.00	\$131,997.00	\$131,997.00
THIRSTIE, INC., 33 WEST 19TH STREET, NEW YORK CITY, NY (https://www.google.com/maps/place/33%20WEST%2019TH%20STREET,NEW%20YORK%20CITY,NY)	Graph	1	\$70,000.00	\$70,000.00	\$70,000.00	\$70,000.00
YOTPO, INC., 33 WEST 19TH STREET, NEW YORK, NY (https://www.google.com/maps/place/33%20WEST%2019TH%20STREET,NEW%20YORK,NY)	Graph	1	\$100,000.00	\$100,000.00	\$100,000.00	\$100,000.00
TOUCHTOP COMMUNICATION INC, 33 WEST 19TH ST.4TH FLOOR, NEW YORK, NY (https://www.google.com/maps/place/33%20WEST%2019TH%20ST.4TH%20FLOOR,NEW%20YORK,NY)	Graph	2	\$46,748.00	\$46,675.20	\$46,675.20	\$46,820.80
Totals	Graph	5	\$79,098.60	\$70,000.00	\$46,675.20	\$131,997.00

Latitude: 40.739624 Longitude: -73.991063

Employer Name/Employer Address	Graph	Count	Mean Wage	Median Wage	Lowest Wage	Highest Wage
BUSINESS INSIDER INC., 150 5TH AVENUE, NEW YORK, NY (https://www.google.com/maps/place/150%205TH%20AVENUE,NEW%20YORK,NY)	Graph	1	\$65,000.00	\$65,000.00	\$65,000.00	\$65,000.00
PLATINUM RYE LLC, 150 FIFTH AVENUE, NEW YORK, NY (https://www.google.com/maps/place/150%20FIFTH%20AVENUE,NEW%20YORK,NY)	Graph	1	\$131,997.00	\$131,997.00	\$131,997.00	\$131,997.00
THE EDRINGTON GROUP USA LLC, 150 FIFTH AVENUE, NEW YORK, NY (https://www.google.com/maps/place/150%20FIFTH%20AVENUE,NEW%20YORK,NY)	Graph	1	\$115,500.00	\$115,500.00	\$115,500.00	\$115,500.00
BUSINESS INSIDER LLC, 150 5TH AVENUE, NEW YORK, NY (https://www.google.com/maps/place/150%205TH%20AVENUE,NEW%20YORK,NY)	Graph	3	\$107,000.00	\$120,000.00	\$54,000.00	\$147,000.00
Totals	Graph	6	\$105,582.83	\$115,500.00	\$54,000.00	\$147,000.00

Employer Name/Worksite Address	Graph	Count	Mean Wage	Median Wage	Lowest Wage	Highest Wage
PLATINUM RYE LLC, 150 FIFTH AVENUE, NEW YORK, NY (https://www.google.com/maps/place/150%20FIFTH%20AVENUE,NEW%20YORK,NY)	Graph	3	\$114,332.36	\$131,997.00	\$64,000.08	\$147,000.00
PURCH GROUP, INC., 150 5TH AVENUE, NEW YORK, NY (https://www.google.com/maps/place/150%205TH%20AVENUE,NEW%20YORK,NY)	Graph	4	\$90,073.50	\$65,000.00	\$50,294.00	\$125,000.00

Employer Name/Worksite Address	Graph	Count	Mean Wage	Median Wage	Lowest Wage	Highest Wage
Totals	Graph	7	\$100,470.15	\$120,000.00	\$50,294.00	\$147,000.00

Latitude: 40.73966 Longitude: -73.989266

Employer Name/Employer Address	Graph	Count	Mean Wage	Median Wage	Lowest Wage	Highest Wage
MEREGALLI USA LLC, 22 EAST 21ST STREET SUITE 7R, NEW YORK, NY (https://www.google.com/maps/place/22%20EAST%2021ST%20STREET%20SUITE%207R,NEW%20YORK,NY)	Graph	1	\$46,800.00	\$46,800.00	\$46,800.00	\$46,800.00
NIPREN, LLC, 22 EAST 21ST STREET, NEW YORK, NY (https://www.google.com/maps/place/22%20EAST%2021ST%20STREET,NEW%20YORK,NY)	Graph	1	\$55,765.00	\$55,765.00	\$55,765.00	\$55,765.00
SPACE4ARCHITECTURE DPC, 22 EAST 21ST STREET, NEW YORK, NY (https://www.google.com/maps/place/22%20EAST%2021ST%20STREET,NEW%20YORK,NY)	Graph	1	\$81,000.00	\$81,000.00	\$81,000.00	\$81,000.00
EDM USA, INC., 22 EAST 21ST STREET, NEW YORK, NY (https://www.google.com/maps/place/22%20EAST%2021ST%20STREET,NEW%20YORK,NY)	Graph	2	\$48,318.00	\$48,318.00	\$48,318.00	\$48,318.00
Totals	Graph	5	\$56,040.20	\$48,318.00	\$46,800.00	\$81,000.00

Employer Name/Worksite Address	Graph	Count	Mean Wage	Median Wage	Lowest Wage	Highest Wage
MEREGALLI USA LLC, 22 EAST 21ST STREET SUITE 7R, NEW YORK, NY (https://www.google.com/maps/place/22%20EAST%2021ST%20STREET%20SUITE%207R,NEW%20YORK,NY)	Graph	1	\$46,800.00	\$46,800.00	\$46,800.00	\$46,800.00
EDM USA, INC., 22 EAST 21ST STREET, NEW YORK, NY (https://www.google.com/maps/place/22%20EAST%2021ST%20STREET,NEW%20YORK,NY)	Graph	3	\$59,212.00	\$48,318.00	\$48,318.00	\$81,000.00
Totals	Graph	4	\$56,109.00	\$48,318.00	\$46,800.00	\$81,000.00

Latitude: 40.739661 Longitude: -73.98683

Employer Name/Employer Address	Graph	Count	Mean Wage	Median Wage	Lowest Wage
FANDUEL, INC., 300 PARK AVE SOUTH, NEW YORK, NY (https://www.google.com/maps/place/300%20PARK%20AVE%20SOUTH,NEW%20YORK,NY)	Graph	1	\$110,000.00	\$110,000.00	\$110,000.00
RIZZOLI INTERNATIONAL PUBLICATIONS, INC., 300 PARK AVENUE SOUTH, NEW YORK, NY (https://www.google.com/maps/place/300%20PARK%20AVENUE%20SOUTH,NEW%20YORK,NY)	Graph	1	\$80,000.00	\$80,000.00	\$80,000.00
THE EARNEST RESEARCH COMPANY, 300 PARK AVENUE SOUTH, 12TH FLOOR, NEW YORK, NY (https://www.google.com/maps/place/300%20PARK%20AVENUE%20SOUTH,%2012TH%20FLOOR,NEW%20YORK,NY)	Graph	1	\$90,000.00	\$90,000.00	\$90,000.00
Totals	Graph	3	\$93,333.33	\$90,000.00	\$80,000.00

Employer Name/Worksite Address	Graph	Count	Mean Wage	Median Wage	Lowest Wage
FANDUEL, INC., 300 PARK AVE SOUTH, NEW YORK, NY (https://www.google.com/maps/place/300%20PARK%20AVE%20SOUTH,NEW%20YORK,NY)	Graph	1	\$110,000.00	\$110,000.00	\$110,000.00
THE EARNEST RESEARCH COMPANY, 300 PARK AVENUE SOUTH, 12TH FLOOR, NEW YORK, NY (https://www.google.com/maps/place/300%20PARK%20AVENUE%20SOUTH,%2012TH%20FLOOR,NEW%20YORK,NY)	Graph	1	\$90,000.00	\$90,000.00	\$90,000.00
WILLIAM GRANT & SONS, INC., 300 PARK AVENUE SOUTH, NEW YORK, NY (https://www.google.com/maps/place/300%20PARK%20AVENUE%20SOUTH,NEW%20YORK,NY)	Graph	3	\$88,383.33	\$82,000.00	\$80,000.00
Totals	Graph	5	\$93,030.00	\$90,000.00	\$80,000.00

Latitude: 40.739663 Longitude: -73.988935

Employer Name/Employer Address	Graph	Count	Mean Wage	Median Wage	Lowest Wage	Highest Wage
CBX LLC, 35 EAST 21ST STREET, NEW YORK, NY (https://www.google.com/maps/place/35%20EAST%2021ST%20STREET,NEW%20YORK,NY)	Graph	1	\$122,000.00	\$122,000.00	\$122,000.00	\$122,000.00
CBX, LLC, 35 EAST 21ST STREET, NEW YORK, NY (https://www.google.com/maps/place/35%20EAST%2021ST%20STREET,NEW%20YORK,NY)	Graph	1	\$150,000.00	\$150,000.00	\$150,000.00	\$150,000.00

Employer Name/Employer Address	Graph	Count	Mean Wage	Median Wage	Lowest Wage	Highest Wage
DISTRIBUTED CREATION INC., 35 E. 21ST ST., NEW YORK, NY (https://www.google.com/maps/place/35%20E.%2021ST%20ST.,NEW%20YORK,NY)	Graph	1	\$50,000.00	\$50,000.00	\$50,000.00	\$50,000.00
Totals	Graph	3	\$107,333.33	\$122,000.00	\$50,000.00	\$150,000.00

Employer Name/Worksite Address	Graph	Count	Mean Wage	Median Wage	Lowest Wage	Highest Wage
CBX, LLC, 35 E. 21ST STREET, 2ND FLOOR, NEW YORK, NY (https://www.google.com/maps/place/35%20E.%2021ST%20STREET,%202ND%20FLOOR,NEW%20YORK,NY)	Graph	1	\$150,000.00	\$150,000.00	\$150,000.00	\$150,000.00
DISTRIBUTED CREATION INC., 35 E. 21ST ST., NEW YORK, NY (https://www.google.com/maps/place/35%20E.%2021ST%20ST.,NEW%20YORK,NY)	Graph	1	\$50,000.00	\$50,000.00	\$50,000.00	\$50,000.00
YAHOO! INC., 35 EAST 21ST STREET, NEW YORK, NY (https://www.google.com/maps/place/35%20EAST%2021ST%20STREET,NEW%20YORK,NY)	Graph	2	\$111,405.00	\$111,405.00	\$111,405.00	\$111,405.00
YAHOO! INC., 35 E 21ST ST., NEW YORK, NY (https://www.google.com/maps/place/35%20E%2021ST%20ST.,NEW%20YORK,NY)	Graph	3	\$88,830.00	\$90,813.00	\$84,864.00	\$90,813.00
YAHOO! INC., 35 EAST 21ST STREET, FLOOR 10, NEW YORK, NY (https://www.google.com/maps/place/35%20EAST%2021ST%20STREET,%20FLOOR%2010,NEW%20YORK,NY)	Graph	3	\$97,756.33	\$90,813.00	\$86,600.00	\$115,000.00
YAHOO! INC., 35 E 21ST STREET, NEW YORK, NY (https://www.google.com/maps/place/35%20E%2021ST%20STREET,NEW%20YORK,NY)	Graph	12	\$117,515.17	\$121,000.00	\$79,768.00	\$131,000.00
Totals	Graph	22	\$108,761.41	\$111,405.00	\$50,000.00	\$150,000.00

Latitude: 40.739664 Longitude: -73.99087

Employer Name/Employer Address	Graph	Count	Mean Wage	Median Wage	Lowest Wage	Highest Wage
ALGODON WINES AND LUXURY DEVELOPMENT GROUP INC., 135 5TH AVENUE 10TH FLOOR, NEW YORK, NY (https://www.google.com/maps/place/135%205TH%20AVENUE%2010TH%20FLOOR,NEW%20YORK,NY)	Graph	1	\$95,160.00	\$95,160.00	\$95,160.00	\$95,160.00
Totals	Graph	1	\$95,160.00	\$95,160.00	\$95,160.00	\$95,160.00

Employer Name/Worksite Address	Graph	Count	Mean Wage	Median Wage	Lowest Wage	Highest Wage
ALGODON WINES AND LUXURY DEVELOPMENT GROUP INC., 135 5TH AVENUE 10TH FLOOR, NEW YORK, NY (https://www.google.com/maps/place/135%205TH%20AVENUE%2010TH%20FLOOR,NEW%20YORK,NY)	Graph	1	\$95,160.00	\$95,160.00	\$95,160.00	\$95,160.00
Totals	Graph	1	\$95,160.00	\$95,160.00	\$95,160.00	\$95,160.00

Latitude: 40.739674 Longitude: -73.992597

Employer Name/Employer Address	Graph	Count	Mean Wage	Median Wage	Lowest Wage	Highest Wage
ABSOLUTE TE-MA & COMPANY, 39 WEST 19TH STREET, # 606, NEW YORK, NY (https://www.google.com/maps/place/39%20WEST%2019TH%20STREET,%20#%20606,NEW%20YORK,NY)	Graph	1	\$46,987.20	\$46,987.20	\$46,987.20	\$46,987.20
ABSOLUTE TE-MA & COMPANY, 39 WEST 19TH STREET, SUITE 606, NEW YORK, NY (https://www.google.com/maps/place/39%20WEST%2019TH%20STREET,%20SUITE%20606,NEW%20YORK,NY)	Graph	1	\$46,675.20	\$46,675.20	\$46,675.20	\$46,675.20
LEFT RIGHT LLC, 39 WEST 19TH STREET, NEW YORK, NY (https://www.google.com/maps/place/39%20WEST%2019TH%20STREET,NEW%20YORK,NY)	Graph	1	\$130,000.00	\$130,000.00	\$130,000.00	\$130,000.00
RED ARROW INTERNATIONAL INC., 39 WEST 19TH ST., 10TH FLOOR, NEW YORK, NY (https://www.google.com/maps/place/39%20WEST%2019TH%20ST.,%2010TH%20FLOOR,NEW%20YORK,NY)	Graph	1	\$146,058.00	\$146,058.00	\$146,058.00	\$146,058.00
ULTRABLAND INC., 39 W 19 ST, NEW YORK, NY (https://www.google.com/maps/place/39%20W%2019%20ST,NEW%20YORK,NY)	Graph	1	\$55,000.00	\$55,000.00	\$55,000.00	\$55,000.00
Totals	Graph	5	\$84,944.08	\$55,000.00	\$46,675.20	\$146,058.00

Employer Name/Worksite Address	Graph	Count	Mean Wage	Median Wage	Lowest Wage	Highest Wage
--------------------------------	-------	-------	-----------	-------------	-------------	--------------

Employer Name/Worksite Address	Graph	Count	Mean Wage	Median Wage	Lowest Wage	Highest Wage
ABSOLUTE TE-MA & COMPANY, 39 WEST 19TH STREET, # 606, NEW YORK, NY (https://www.google.com/maps/place/39%20WEST%2019TH%20STREET,%20#%20606,NEW%20YORK,NY)	Graph	1	\$46,987.20	\$46,987.20	\$46,987.20	\$46,987.20
ABSOLUTE TE-MA & COMPANY, 39 WEST 19TH STREET, SUITE 606, NEW YORK, NY (https://www.google.com/maps/place/39%20WEST%2019TH%20STREET,%20SUITE%20606,NEW%20YORK,NY)	Graph	1	\$46,675.20	\$46,675.20	\$46,675.20	\$46,675.20
LEFT RIGHT LLC, 39 WEST 19TH STREET, NEW YORK, NY (https://www.google.com/maps/place/39%20WEST%2019TH%20STREET,NEW%20YORK,NY)	Graph	1	\$130,000.00	\$130,000.00	\$130,000.00	\$130,000.00
RED ARROW INTERNATIONAL INC., 39 WEST 19TH ST., 10TH FLOOR, NEW YORK, NY (https://www.google.com/maps/place/39%20WEST%2019TH%20ST.,%2010TH%20FLOOR,NEW%20YORK,NY)	Graph	1	\$146,058.00	\$146,058.00	\$146,058.00	\$146,058.00
Totals	Graph	4	\$92,430.10	\$46,987.20	\$46,675.20	\$146,058.00

Latitude: 40.739681 Longitude: -73.439631

Employer Name/Employer Address	Graph	Count	Mean Wage	Median Wage	Lowest Wage	Highest Wage
TOP CORNER SOCCER, INC., 16 OAKDALE BLVD, FARMINGDALE, NY (https://www.google.com/maps/place/16%20OAKDALE%20BLVD,FARMINGDALE,NY)	Graph	1	\$54,080.00	\$54,080.00	\$54,080.00	\$54,080.00
Totals	Graph	1	\$54,080.00	\$54,080.00	\$54,080.00	\$54,080.00

Employer Name/Worksite Address	Graph	Count	Mean Wage	Median Wage	Lowest Wage	Highest Wage
TOP CORNER SOCCER, INC., 16 OAKDALE BLVD, FARMINGDALE, NY (https://www.google.com/maps/place/16%20OAKDALE%20BLVD,FARMINGDALE,NY)	Graph	1	\$54,080.00	\$54,080.00	\$54,080.00	\$54,080.00
Totals	Graph	1	\$54,080.00	\$54,080.00	\$54,080.00	\$54,080.00

Latitude: 40.739701 Longitude: -73.985381

Employer Name/Employer Address	Graph	Count	Mean Wage	Median Wage	Lowest Wage	Highest Wage
ATRIUM PR LLC, 120 EAST 23RD STREET, NEW YORK, NY (https://www.google.com/maps/place/120%20EAST%2023RD%20STREET,NEW%20YORK,NY)	Graph	1	\$70,000.00	\$70,000.00	\$70,000.00	\$70,000.00
KETCHUP, INC., 120 EAST 23RD STREET, NEW YORK, NY (https://www.google.com/maps/place/120%20EAST%2023RD%20STREET,NEW%20YORK,NY)	Graph	1	\$100,000.00	\$100,000.00	\$100,000.00	\$100,000.00
Totals	Graph	2	\$85,000.00	\$70,000.00	\$70,000.00	\$100,000.00

Employer Name/Worksite Address	Graph	Count	Mean Wage	Median Wage	Lowest Wage	Highest Wage
MOBIQUITY TECHNOLOGIES, INC., 120 E. 23RD ST., NEW YORK, NY (https://www.google.com/maps/place/120%20E.%2023RD%20ST.,NEW%20YORK,NY)	Graph	1	\$91,416.00	\$91,416.00	\$91,416.00	\$91,416.00
KETCHUP, INC., 120 EAST 23RD STREET, NEW YORK, NY (https://www.google.com/maps/place/120%20EAST%2023RD%20STREET,NEW%20YORK,NY)	Graph	2	\$85,000.00	\$70,000.00	\$70,000.00	\$100,000.00
Totals	Graph	3	\$87,138.67	\$91,416.00	\$70,000.00	\$100,000.00

Latitude: 40.73971 Longitude: -73.989692

Employer Name/Employer Address	Graph	Count	Mean Wage	Median Wage	Lowest Wage	Highest Wage
DV01 INC., 915 BROADWAY, NEW YORK, NY (https://www.google.com/maps/place/915%20BROADWAY,NEW%20YORK,NY)	Graph	1	\$75,000.00	\$75,000.00	\$75,000.00	\$75,000.00
PATH INTERACTIVE, INC., 915 BROADWAY, STE 501, NEW YORK, NY (https://www.google.com/maps/place/915%20BROADWAY,%20STE%20501,NEW%20YORK,NY)	Graph	1	\$75,000.00	\$75,000.00	\$75,000.00	\$75,000.00
SAFE PASSAGE MANAGEMENT, LLC, 915 BROADWAY, NEW YORK, NY (https://www.google.com/maps/place/915%20BROADWAY,NEW%20YORK,NY)	Graph	1	\$94,000.00	\$94,000.00	\$94,000.00	\$94,000.00
605, LLC, 915 BROADWAY, NEW YORK, NY (https://www.google.com/maps/place/915%20BROADWAY,NEW%20YORK,NY)	Graph	3	\$74,752.67	\$73,445.00	\$60,000.00	\$90,813.00

Employer Name/Employer Address	Graph	Count	Mean Wage	Median Wage	Lowest Wage	Highest Wage
Totals	Graph	6	\$78,043.00	\$75,000.00	\$60,000.00	\$94,000.00

Employer Name/Worksite Address	Graph	Count	Mean Wage	Median Wage	Lowest Wage	Highest Wage
MINTEL GROUP LTD, 915 BROADWAY, BROADWAY, NY (https://www.google.com/maps/place/915%20BROADWAY,BROADWAY,NY)	Graph	1	\$147,243.00	\$147,243.00	\$147,243.00	\$147,243.00
PATH INTERACTIVE, INC., 915 BROADWAY, STE 501, NEW YORK, NY (https://www.google.com/maps/place/915%20BROADWAY,%20STE%20501,NEW%20YORK,NY)	Graph	1	\$75,000.00	\$75,000.00	\$75,000.00	\$75,000.00
605, LLC, 915 BROADWAY, NEW YORK, NY (https://www.google.com/maps/place/915%20BROADWAY,NEW%20YORK,NY)	Graph	4	\$74,814.50	\$73,445.00	\$60,000.00	\$90,813.00
Totals	Graph	6	\$86,916.83	\$75,000.00	\$60,000.00	\$147,243.00

Latitude: 40.739736 Longitude: -73.976381

Employer Name/Employer Address	Graph	Count	Mean Wage	Median Wage	Lowest Wage	Highest Wage
NYC-HHC, BELLEVUE HOSPITAL CENTER, 462 1ST AVENUE, NEW YORK, NY (https://www.google.com/maps/place/462%201ST%20AVENUE,NEW%20YORK,NY)	Graph	2	\$189,268.00	\$189,268.00	\$189,268.00	\$189,268.00
Totals	Graph	2	\$189,268.00	\$189,268.00	\$189,268.00	\$189,268.00

Employer Name/Worksite Address	Graph	Count	Mean Wage	Median Wage	Lowest Wage	Highest Wage
NYC-HHC, BELLEVUE HOSPITAL CENTER, 462 1ST AVENUE, NEW YORK, NY (https://www.google.com/maps/place/462%201ST%20AVENUE,NEW%20YORK,NY)	Graph	2	\$189,268.00	\$189,268.00	\$189,268.00	\$189,268.00
NEW YORK UNIVERSITY SCHOOL OF MEDICINE, 462 FIRST AVENUE, NEW YORK, NY (https://www.google.com/maps/place/462%20FIRST%20AVENUE,NEW%20YORK,NY)	Graph	10	\$73,506.23	\$65,676.59	\$48,318.00	\$165,000.00
Totals	Graph	12	\$92,799.86	\$68,251.97	\$48,318.00	\$189,268.00

Latitude: 40.739745 Longitude: -73.989546

Employer Name/Employer Address	Graph	Count	Mean Wage	Median Wage	Lowest Wage	Highest Wage
ARCHITECTURE+ INFORMATION PC, 920 BROADWAY, NEW YORK, NY (https://www.google.com/maps/place/920%20BROADWAY,NEW%20YORK,NY)	Graph	1	\$79,747.20	\$79,747.20	\$79,747.20	\$79,747.20
ARCHITECTURE+INFORMATION PC, 920 BROADWAY, NEW YORK, NY (https://www.google.com/maps/place/920%20BROADWAY,NEW%20YORK,NY)	Graph	1	\$70,000.00	\$70,000.00	\$70,000.00	\$70,000.00
BULLETPROOF INC., 920 BROADWAY, NEW YORK, NY (https://www.google.com/maps/place/920%20BROADWAY,NEW%20YORK,NY)	Graph	1	\$220,000.00	\$220,000.00	\$220,000.00	\$220,000.00
Totals	Graph	3	\$123,249.07	\$79,747.20	\$70,000.00	\$220,000.00

Employer Name/Worksite Address	Graph	Count	Mean Wage	Median Wage	Lowest Wage	Highest Wage
ARCHITECTURE+ INFORMATION PC, 920 BROADWAY 11TH FLOOR, NEW YORK, NY (https://www.google.com/maps/place/920%20BROADWAY%2011TH%20FLOOR,NEW%20YORK,NY)	Graph	1	\$39,956.80	\$39,956.80	\$39,956.80	\$39,956.80
WHITEPAGES, INC., 920 BROADWAY, NEW YORK, NY (https://www.google.com/maps/place/920%20BROADWAY,NEW%20YORK,NY)	Graph	8	\$98,968.40	\$79,747.20	\$50,000.00	\$220,000.00
Totals	Graph	9	\$92,411.56	\$79,747.20	\$39,956.80	\$220,000.00

Latitude: 40.739749 Longitude: -73.98905

Employer Name/Worksite Address	Graph	Count	Mean Wage	Median Wage	Lowest Wage	Highest Wage
--------------------------------	-------	-------	-----------	-------------	-------------	--------------

Employer Name/Worksite Address	Graph	Count	Mean Wage	Median Wage	Lowest Wage	Highest Wage
YAHOO! INC., 35 E 21ST ST., GROUND FLOOR, NEW YORK, NY (https://www.google.com/maps/place/35%20E%2021ST%20ST.,%20GROUND%20FLOOR,NEW%20YORK,NY)	Graph	1	\$115,856.00	\$115,856.00	\$115,856.00	\$115,856.00
YAHOO! INC., 35 E 21ST ST., NEW YORK, NY (https://www.google.com/maps/place/35%20E%2021ST%20ST.,NEW%20YORK,NY)	Graph	1	\$131,997.00	\$131,997.00	\$131,997.00	\$131,997.00
Totals	Graph	2	\$123,926.50	\$115,856.00	\$115,856.00	\$131,997.00

Latitude: 40.739751 Longitude: -73.986764

Employer Name/Employer Address	Graph	Count	Mean Wage	Median Wage	Lowest Wage	Highest Wage
IMG MODELS LLC, 304 PARK AVENUE SOUTH, NEW YORK, NY (https://www.google.com/maps/place/304%20PARK%20AVENUE%20SOUTH,NEW%20YORK,NY)	Graph	1	\$208,000.00	\$208,000.00	\$208,000.00	\$208,000.00
MWW GROUP LLC, 304 PARK AVENUE SOUTH, NEW YORK, NY (https://www.google.com/maps/place/304%20PARK%20AVENUE%20SOUTH,NEW%20YORK,NY)	Graph	1	\$85,000.00	\$85,000.00	\$85,000.00	\$85,000.00
FUBOTV INC., 304 PARK AVENUE SOUTH, NEW YORK, NY (https://www.google.com/maps/place/304%20PARK%20AVENUE%20SOUTH,NEW%20YORK,NY)	Graph	4	\$109,340.75	\$115,000.00	\$72,363.00	\$130,000.00
Totals	Graph	6	\$121,727.17	\$115,000.00	\$72,363.00	\$208,000.00

Employer Name/Worksite Address	Graph	Count	Mean Wage	Median Wage	Lowest Wage	Highest Wage
FUBOTV INC., 304 PARK AVENUE SOUTH, NEW YORK, NY (https://www.google.com/maps/place/304%20PARK%20AVENUE%20SOUTH,NEW%20YORK,NY)	Graph	5	\$104,472.60	\$115,000.00	\$72,363.00	\$130,000.00
Totals	Graph	5	\$104,472.60	\$115,000.00	\$72,363.00	\$130,000.00

Latitude: 40.739766 Longitude: -73.792034

Employer Name/Worksite Address	Graph	Count	Mean Wage	Median Wage	Lowest Wage	Highest Wage
NEWYORK-PRESBYTERIAN/QUEENS, 182-15 HORACE HARDING EXPRESSWAY, FRESH MEADOWS, NY (https://www.google.com/maps/place/182-15%20HORACE%20HARDING%20EXPRESSWAY,FRESH%20MEADOWS,NY)	Graph	1	\$67,768.80	\$67,768.80	\$67,768.80	\$67,768.80
Totals	Graph	1	\$67,768.80	\$67,768.80	\$67,768.80	\$67,768.80

Latitude: 40.739773 Longitude: -73.989194

Employer Name/Employer Address	Graph	Count	Mean Wage	Median Wage	Lowest Wage	Highest Wage
LAGUARDA LOW ARCHITECTS, LLC, 25 EAST 21ST STREET, NEW YORK, NY (https://www.google.com/maps/place/25%20EAST%2021ST%20STREET,NEW%20YORK,NY)	Graph	1	\$55,000.00	\$55,000.00	\$55,000.00	\$55,000.00
LAGUARDA.LOW ARCHITECTS LLC, 25 EAST 21ST STREET, 2ND FLR, NEW YORK, NY (https://www.google.com/maps/place/25%20EAST%2021ST%20STREET,%202ND%20FLR,NEW%20YORK,NY)	Graph	1	\$55,965.00	\$55,965.00	\$55,965.00	\$55,965.00
LAGUARDA.LOW ARCHITECTS. LLC, 25 EAST 21ST STREET, NEW TORK, NY (https://www.google.com/maps/place/25%20EAST%2021ST%20STREET,NEW%20TORK,NY)	Graph	1	\$60,000.00	\$60,000.00	\$60,000.00	\$60,000.00
LAGUARDA.LOW ARCHITECTS. LLC, 25 EAST 21ST STREET, NEW YORK, NY (https://www.google.com/maps/place/25%20EAST%2021ST%20STREET,NEW%20YORK,NY)	Graph	1	\$55,000.00	\$55,000.00	\$55,000.00	\$55,000.00
LAGUARDA LOW ARCHITECTS, 25 EAST 21ST STREET, NEW YORK, NY (https://www.google.com/maps/place/25%20EAST%2021ST%20STREET,NEW%20YORK,NY)	Graph	4	\$52,274.00	\$50,000.00	\$50,000.00	\$57,096.00
Totals	Graph	8	\$54,382.63	\$55,000.00	\$50,000.00	\$60,000.00

Employer Name/Worksite Address	Graph	Count	Mean Wage	Median Wage	Lowest Wage	Highest Wage
GBOWEE PEACE FOUNDATION AFRICA-USA, INC., 25 E.21ST STREET, NEW YORK, NY (https://www.google.com/maps/place/25%20E.21ST%20STREET,NEW%20YORK,NY)	Graph	1	\$74,000.00	\$74,000.00	\$74,000.00	\$74,000.00

Employer Name/Worksite Address	Graph	Count	Mean Wage	Median Wage	Lowest Wage	Highest Wage
LAGUARDA.LOW ARCHITECTS LLC, 25 EAST 21ST STREET, 2ND FLR, NEW YORK, NY (https://www.google.com/maps/place/25%20EAST%20ST%20STREET,%202ND%20FLR,NEW%20YORK,NY)	Graph	1	\$55,965.00	\$55,965.00	\$55,965.00	\$55,965.00
LAGUARDA LOW ARCHITECTS, 25 EAST 21ST STREET, NEW YORK, NY (https://www.google.com/maps/place/25%20EAST%20ST%20STREET,NEW%20YORK,NY)	Graph	12	\$53,774.00	\$52,000.00	\$50,000.00	\$60,000.00
Totals	Graph	14	\$55,375.21	\$55,000.00	\$50,000.00	\$74,000.00

Latitude: 40.739773 Longitude: -73.794784

Employer Name/Worksite Address	Graph	Count	Mean Wage	Median Wage	Lowest Wage	Highest Wage
MUSEUM OF THE CITY OF NEW YORK, 1220 FIFTH AVENUE, NEW YORK, NY (https://www.google.com/maps/place/1220%20FIFTH%20AVENUE,NEW%20YORK,NY)	Graph	1	\$92,700.00	\$92,700.00	\$92,700.00	\$92,700.00
M2 RESOURCES, INC., 745 7TH AVENUE, NEW YORK, NY (https://www.google.com/maps/place/745%207TH%20AVENUE,NEW%20YORK,NY)	Graph	2	\$83,500.00	\$76,000.00	\$76,000.00	\$91,000.00
Totals	Graph	3	\$86,566.67	\$91,000.00	\$76,000.00	\$92,700.00

Latitude: 40.739798 Longitude: -73.94691

Employer Name/Employer Address	Graph	Count	Mean Wage	Median Wage	Lowest Wage	Highest Wage
FRESH DIRECT, LLC, 23-30 BORDEN AVENUE, LONG ISLAND CITY, NY (https://www.google.com/maps/place/23-30%20BORDEN%20AVENUE,LONG%20ISLAND%20CITY,NY)	Graph	1	\$70,000.00	\$70,000.00	\$70,000.00	\$70,000.00
FRESH DIRECT, LLC, 23-30 BORDEN AVE., LONG ISLAND CITY, NY (https://www.google.com/maps/place/23-30%20BORDEN%20AVE.,LONG%20ISLAND%20CITY,NY)	Graph	3	\$100,000.00	\$100,000.00	\$95,000.00	\$105,000.00
FRESH DRIECT, LLC, 23-30 BORDEN AVE., LONG ISLAND CITY, NY (https://www.google.com/maps/place/23-30%20BORDEN%20AVE.,LONG%20ISLAND%20CITY,NY)	Graph	6	\$91,666.67	\$70,000.00	\$60,000.00	\$150,000.00
FRESH DIRECT LLC, 23-30 BORDEN AVENUE, LONG ISLAND CITY, NY (https://www.google.com/maps/place/23-30%20BORDEN%20AVENUE,LONG%20ISLAND%20CITY,NY)	Graph	14	\$92,983.29	\$82,139.00	\$53,165.00	\$175,000.00
Totals	Graph	24	\$92,573.58	\$82,139.00	\$53,165.00	\$175,000.00

Employer Name/Worksite Address	Graph	Count	Mean Wage	Median Wage	Lowest Wage	Highest Wage
FRESH DIRECT LLC, 23-30 BORDEN AVENUE, LONG ISLAND CITY, NY (https://www.google.com/maps/place/23-30%20BORDEN%20AVENUE,LONG%20ISLAND%20CITY,NY)	Graph	2	\$76,059.00	\$70,000.00	\$70,000.00	\$82,118.00
FRESH DRIECT, LLC, 23-30 BORDEN AVE., LONG ISLAND CITY, NY (https://www.google.com/maps/place/23-30%20BORDEN%20AVE.,LONG%20ISLAND%20CITY,NY)	Graph	3	\$101,666.67	\$70,000.00	\$60,000.00	\$175,000.00
SUNRISE INFOTEK CORP, 23-30 BORDEN AVE, LONG ISLAND CITY, NY (https://www.google.com/maps/place/23-30%20BORDEN%20AVE,LONG%20ISLAND%20CITY,NY)	Graph	3	\$66,740.33	\$70,000.00	\$60,000.00	\$70,221.00
FRESH DIRECT LLC, 23-30 BORDEN AVENUE, LONG CITY ISLAND, NY (https://www.google.com/maps/place/23-30%20BORDEN%20AVENUE,LONG%20CITY%20ISLAND,NY)	Graph	4	\$60,408.50	\$53,165.00	\$53,165.00	\$82,139.00
Totals	Graph	12	\$74,914.42	\$70,000.00	\$53,165.00	\$175,000.00

Latitude: 40.739813 Longitude: -73.985379

Employer Name/Worksite Address	Graph	Count	Mean Wage	Median Wage	Lowest Wage	Highest Wage
LARSEN & TOUBRO INFOTECH LIMITED, HBO, 120 E 23RD ST A, NEW YORK, NY (https://www.google.com/maps/place/HBO,%20120%20E%2023RD%20ST%20A,NEW%20YORK,NY)	Graph	1	\$97,730.00	\$97,730.00	\$97,730.00	\$97,730.00
Totals	Graph	1	\$97,730.00	\$97,730.00	\$97,730.00	\$97,730.00

Latitude: 40.739816 Longitude: -73.991454

Employer Name/Employer Address	Graph	Count	Mean Wage	Median Wage	Lowest Wage	Highest Wage
INTERNATIONAL PHOTOGRAPHY SERVICES, INC., 6 WEST 20TH STREET, NEW YORK, NY (https://www.google.com/maps/place/6%20WEST%2020TH%20STREET,NEW%20YORK,NY)	Graph	1	\$115,000.00	\$115,000.00	\$115,000.00	\$115,000.00
Totals	Graph	1	\$115,000.00	\$115,000.00	\$115,000.00	\$115,000.00

Employer Name/Worksite Address	Graph	Count	Mean Wage	Median Wage	Lowest Wage	Highest Wage
INTERNATIONAL PHOTOGRAPHY SERVICES, INC., 6 WEST 20TH STREET, NEW YORK, NY (https://www.google.com/maps/place/6%20WEST%2020TH%20STREET,NEW%20YORK,NY)	Graph	1	\$115,000.00	\$115,000.00	\$115,000.00	\$115,000.00
Totals	Graph	1	\$115,000.00	\$115,000.00	\$115,000.00	\$115,000.00

Latitude: 40.739843 Longitude: -73.98538

Employer Name/Worksite Address	Graph	Count	Mean Wage	Median Wage	Lowest Wage	Highest Wage
ADROITENT, INC, 120E 23RD STREET, 5TH FLOOR, NEW YORK, NY (https://www.google.com/maps/place/120E%2023RD%20STREET,%205TH%20FLOOR,NEW%20YORK,NY)	Graph	1	\$65,200.00	\$65,200.00	\$65,200.00	\$65,200.00
Totals	Graph	1	\$65,200.00	\$65,200.00	\$65,200.00	\$65,200.00

Latitude: 40.739867 Longitude: -73.991574

Employer Name/Employer Address	Graph	Count	Mean Wage	Median Wage	Lowest Wage	Highest Wage
REFLEXNEWYORK, INC., 20 WEST 20TH STREET, NEW YORK, NY (https://www.google.com/maps/place/20%20WEST%2020TH%20STREET,NEW%20YORK,NY)	Graph	1	\$50,000.00	\$50,000.00	\$50,000.00	\$50,000.00
Totals	Graph	1	\$50,000.00	\$50,000.00	\$50,000.00	\$50,000.00

Employer Name/Worksite Address	Graph	Count	Mean Wage	Median Wage	Lowest Wage	Highest Wage
REFLEXNEWYORK, INC., 20 WEST 20TH STREET, NEW YORK, NY (https://www.google.com/maps/place/20%20WEST%2020TH%20STREET,NEW%20YORK,NY)	Graph	1	\$50,000.00	\$50,000.00	\$50,000.00	\$50,000.00
TEAM BUBBLY, LLC, 20 W. 20TH STREET, NEW YORK, NY (https://www.google.com/maps/place/20%20W.%2020TH%20STREET,NEW%20YORK,NY)	Graph	1	\$39,000.00	\$39,000.00	\$39,000.00	\$39,000.00
Totals	Graph	2	\$44,500.00	\$39,000.00	\$39,000.00	\$50,000.00

Latitude: 40.739879 Longitude: -74.007924

Employer Name/Employer Address	Graph	Count	Mean Wage	Median Wage	Lowest Wage	Highest Wage
WENNA INC., 825 WASHINGTON STREET, NEW YORK, NY (https://www.google.com/maps/place/825%20WASHINGTON%20STREET,NEW%20YORK,NY)	Graph	1	\$58,000.00	\$58,000.00	\$58,000.00	\$58,000.00
Totals	Graph	1	\$58,000.00	\$58,000.00	\$58,000.00	\$58,000.00

Employer Name/Worksite Address	Graph	Count	Mean Wage	Median Wage	Lowest Wage	Highest Wage
WENNA INC., 825 WASHINGTON STREET, NEW YORK, NY (https://www.google.com/maps/place/825%20WASHINGTON%20STREET,NEW%20YORK,NY)	Graph	1	\$58,000.00	\$58,000.00	\$58,000.00	\$58,000.00
Totals	Graph	1	\$58,000.00	\$58,000.00	\$58,000.00	\$58,000.00

Latitude: 40.739884 Longitude: -73.990873

Employer Name/Employer Address	Graph	Count	Mean Wage	Median Wage	Lowest Wage	Highest Wage
ACTIVATE STRATEGY INC., 156 FIFTH AVENUE, NEW YORK, NY (https://www.google.com/maps/place/156%20FIFTH%20AVENUE,NEW%20YORK,NY)	Graph	1	\$137,800.00	\$137,800.00	\$137,800.00	\$137,800.00
DASHLANE, INC., 156 FIFTH AVE, NEW YORK, NY (https://www.google.com/maps/place/156%20FIFTH%20AVE,NEW%20YORK,NY)	Graph	1	\$75,000.00	\$75,000.00	\$75,000.00	\$75,000.00
LAW OFFICE OF LEONARDO HEIDNER PC, 500 FIFTH AVENUE, NEW YORK, NY (https://www.google.com/maps/place/500%20FIFTH%20AVENUE,NEW%20YORK,NY)	Graph	1	\$115,000.00	\$115,000.00	\$115,000.00	\$115,000.00
LEE ANAV CHUNG WHITE KIM RUGER & RICHTER LLP, 156 5TH AVENUE SUITE 303, NEW YORK, NY (https://www.google.com/maps/place/156%205TH%20AVENUE%20SUITE%20303,NEW%20YORK,NY)	Graph	1	\$80,000.00	\$80,000.00	\$80,000.00	\$80,000.00
SIMONS FOUNDATION, 160-162 FIFTH AVENUE, NEW YORK, NY (https://www.google.com/maps/place/160-162%20FIFTH%20AVENUE,NEW%20YORK,NY)	Graph	1	\$579,987.20	\$579,987.20	\$579,987.20	\$579,987.20
DAILYMOTION INC., 156 FIFTH AVENUE, NEW YORK, NY (https://www.google.com/maps/place/156%20FIFTH%20AVENUE,NEW%20YORK,NY)	Graph	2	\$56,804.50	\$52,707.00	\$52,707.00	\$60,902.00
HEIDNER LAW FIRM, P.C., 500 FIFTH AVENUE, NEW YORK, NY (https://www.google.com/maps/place/500%20FIFTH%20AVENUE,NEW%20YORK,NY)	Graph	2	\$101,000.00	\$87,000.00	\$87,000.00	\$115,000.00
DAILYMOTION, INC., 156 FIFTH AVENUE, NEW YORK, NY (https://www.google.com/maps/place/156%20FIFTH%20AVENUE,NEW%20YORK,NY)	Graph	15	\$127,333.33	\$125,000.00	\$80,000.00	\$180,000.00
Totals	Graph	24	\$133,891.51	\$115,000.00	\$52,707.00	\$579,987.20

Employer Name/Worksite Address	Graph	Count	Mean Wage	Median Wage	Lowest Wage	Highest Wage
1-800-FLOWERS.COM, INC., 220 EAST 5TH AVENUE, NEW YORK, NY (https://www.google.com/maps/place/220%20EAST%205TH%20AVENUE,NEW%20YORK,NY)	Graph	1	\$115,000.00	\$115,000.00	\$115,000.00	\$115,000.00
DASHLANE, INC., 156 FIFTH AVE, NEW YORK, NY (https://www.google.com/maps/place/156%20FIFTH%20AVE,NEW%20YORK,NY)	Graph	1	\$75,000.00	\$75,000.00	\$75,000.00	\$75,000.00
LEE ANAV CHUNG WHITE KIM RUGER & RICHTER LLP, 156 5TH AVENUE SUITE 303, NEW YORK, NY (https://www.google.com/maps/place/156%205TH%20AVENUE%20SUITE%20303,NEW%20YORK,NY)	Graph	1	\$80,000.00	\$80,000.00	\$80,000.00	\$80,000.00
SIMONS FOUNDATION, 160-162 FIFTH AVENUE, NEW YORK, NY (https://www.google.com/maps/place/160-162%20FIFTH%20AVENUE,NEW%20YORK,NY)	Graph	1	\$150,000.00	\$150,000.00	\$150,000.00	\$150,000.00
LAW OFFICE OF LEONARDO HEIDNER PC, 500 FIFTH AVENUE, NEW YORK, NY (https://www.google.com/maps/place/500%20FIFTH%20AVENUE,NEW%20YORK,NY)	Graph	3	\$105,666.67	\$115,000.00	\$87,000.00	\$115,000.00
DAILYMOTION, INC., 156 FIFTH AVENUE, NEW YORK, NY (https://www.google.com/maps/place/156%20FIFTH%20AVENUE,NEW%20YORK,NY)	Graph	17	\$119,035.82	\$120,000.00	\$52,707.00	\$180,000.00
Totals	Graph	24	\$115,025.38	\$115,000.00	\$52,707.00	\$180,000.00

Latitude: 40.739903 Longitude: -73.878552

Employer Name/Employer Address	Graph	Count	Mean Wage	Median Wage	Lowest Wage	Highest Wage
STAR AMERICA, INC., 80-07 BROADWAY, ELMHURST, NY (https://www.google.com/maps/place/80-07%20BROADWAY,ELMHURST,NY)	Graph	1	\$70,075.00	\$70,075.00	\$70,075.00	\$70,075.00
Totals	Graph	1	\$70,075.00	\$70,075.00	\$70,075.00	\$70,075.00

Employer Name/Worksite Address	Graph	Count	Mean Wage	Median Wage	Lowest Wage	Highest Wage
STAR AMERICA, INC., 80-07 BROADWAY, ELMHURST, NY (https://www.google.com/maps/place/80-07%20BROADWAY,ELMHURST,NY)	Graph	1	\$70,075.00	\$70,075.00	\$70,075.00	\$70,075.00
Totals	Graph	1	\$70,075.00	\$70,075.00	\$70,075.00	\$70,075.00

Latitude: 40.739913 Longitude: -73.985886

Employer Name/Employer Address	Graph	Count	Mean Wage	Median Wage	Lowest Wage	Highest Wage
CROWDTWIST, INC., 110 EAST 23RD STREET, NEW YORK, NY (https://www.google.com/maps/place/110%20EAST%2023RD%20STREET,NEW%20YORK,NY)	Graph	1	\$135,000.00	\$135,000.00	\$135,000.00	\$135,000.00

Employer Name/Employer Address	Graph	Count	Mean Wage	Median Wage	Lowest Wage	Highest Wage
Totals	Graph	1	\$135,000.00	\$135,000.00	\$135,000.00	\$135,000.00

Employer Name/Worksite Address	Graph	Count	Mean Wage	Median Wage	Lowest Wage	Highest Wage
CROWDTWIST, INC., 110 EAST 23RD STREET, NEW YORK, NY (https://www.google.com/maps/place/110%20EAST%2023RD%20STREET,NEW%20YORK,NY)	Graph	1	\$135,000.00	\$135,000.00	\$135,000.00	\$135,000.00
Totals	Graph	1	\$135,000.00	\$135,000.00	\$135,000.00	\$135,000.00

Latitude: 40.739944 Longitude: -74.002302

Employer Name/Employer Address	Graph	Count	Mean Wage	Median Wage	Lowest Wage	Highest Wage
MEDIALETS INC., 80 8TH AVENUE, NEW YORK, NY (https://www.google.com/maps/place/80%208TH%20AVENUE,NEW%20YORK,NY)	Graph	1	\$97,850.00	\$97,850.00	\$97,850.00	\$97,850.00
NEW DIRECTIONS PUBLISHING CORPORATION, 80 8TH AVE, NEW YORK, NY (https://www.google.com/maps/place/80%208TH%20AVE,NEW%20YORK,NY)	Graph	1	\$57,000.00	\$57,000.00	\$57,000.00	\$57,000.00
WESTERMAN CONSTRUCTION CO. INC., 80 8TH AVENUE, NEW YORK, NY (https://www.google.com/maps/place/80%208TH%20AVENUE,NEW%20YORK,NY)	Graph	1	\$103,000.00	\$103,000.00	\$103,000.00	\$103,000.00
Totals	Graph	3	\$85,950.00	\$97,850.00	\$57,000.00	\$103,000.00

Employer Name/Worksite Address	Graph	Count	Mean Wage	Median Wage	Lowest Wage	Highest Wage
GROUPM WORLDWIDE LLC, 80 8TH AVE., NEW YORK, NY (https://www.google.com/maps/place/80%208TH%20AVE.,NEW%20YORK,NY)	Graph	2	\$105,740.00	\$100,980.00	\$100,980.00	\$110,500.00
NEW DIRECTIONS PUBLISHING CORPORATION, 80 8TH AVENUE, NEW YORK, NY (https://www.google.com/maps/place/80%208TH%20AVENUE,NEW%20YORK,NY)	Graph	3	\$85,950.00	\$97,850.00	\$57,000.00	\$103,000.00
Totals	Graph	5	\$93,866.00	\$100,980.00	\$57,000.00	\$110,500.00

Latitude: 40.73995 Longitude: -73.985633

Employer Name/Employer Address	Graph	Count	Mean Wage	Median Wage	Lowest Wage	Highest Wage
DEVSPARK LLC, 115 E 23RD. STREET, NEW YORK, NY (https://www.google.com/maps/place/115%20E%2023RD.%20STREET,NEW%20YORK,NY)	Graph	1	\$150,000.00	\$150,000.00	\$150,000.00	\$150,000.00
CLODAGH DESIGN INTERNATIONAL, INC., 115 EAST 23RD STREET, NEW YORK CITY, NY (https://www.google.com/maps/place/115%20EAST%2023RD%20STREET,NEW%20YORK%20CITY,NY)	Graph	2	\$70,000.00	\$70,000.00	\$70,000.00	\$70,000.00
WILDCARD LLC, 115 E 23RD STREET, NEW YORK, NY (https://www.google.com/maps/place/115%20E%2023RD%20STREET,NEW%20YORK,NY)	Graph	2	\$72,610.40	\$70,220.80	\$70,220.80	\$75,000.00
Totals	Graph	5	\$87,044.16	\$70,220.80	\$70,000.00	\$150,000.00

Employer Name/Worksite Address	Graph	Count	Mean Wage	Median Wage	Lowest Wage	Highest Wage
DEVSPARK LLC, 115 E 23RD STREET, NEW YORK, NY (https://www.google.com/maps/place/115%20E%2023RD%20STREET,NEW%20YORK,NY)	Graph	1	\$150,000.00	\$150,000.00	\$150,000.00	\$150,000.00
DEVSPARK LLC, 115 E. 23RD STREET, NEW YORK, NY (https://www.google.com/maps/place/115%20E.%2023RD%20STREET,NEW%20YORK,NY)	Graph	1	\$318,000.00	\$318,000.00	\$318,000.00	\$318,000.00
Totals	Graph	2	\$234,000.00	\$150,000.00	\$150,000.00	\$318,000.00

Latitude: 40.740028 Longitude: -74.007156

Employer Name/Employer Address	Graph	Count	Mean Wage	Median Wage	Lowest Wage	Highest Wage
--------------------------------	-------	-------	-----------	-------------	-------------	--------------

Employer Name/Employer Address	Graph	Count	Mean Wage	Median Wage	Lowest Wage	Highest Wage
ARC CAPITAL INC, 1 LITTLE WEST 12TH STREET, NEW YORK, NY (https://www.google.com/maps/place/1%20LITTLE%20WEST%2012TH%20STREET,NEW%20YORK,NY)	Graph	1	\$104,000.00	\$104,000.00	\$104,000.00	\$104,000.00
GENIOO LLC, ONE LITTLE WEST 12TH STREET, NEW YORK, NY (https://www.google.com/maps/place/ONE%20LITTLE%20WEST%2012TH%20STREET,NEW%20YORK,NY)	Graph	1	\$120,000.00	\$120,000.00	\$120,000.00	\$120,000.00
INTERNATIONAL WELL BUILDING INSTITUTE, 22 LITTLE WEST 12TH STREET, NEW YORK, NY (https://www.google.com/maps/place/22%20LITTLE%20WEST%2012TH%20STREET,NEW%20YORK,NY)	Graph	1	\$90,000.00	\$90,000.00	\$90,000.00	\$90,000.00
INTERNATIONAL WELL BUILDING INSTITUTE, PBC, 22 LITTLE WEST 12TH STREET, NEW YORK CITY, NY (https://www.google.com/maps/place/22%20LITTLE%20WEST%2012TH%20STREET,NEW%20YORK%20CITY,NY)	Graph	1	\$75,000.00	\$75,000.00	\$75,000.00	\$75,000.00
RHOBIN DELACRUZ DESIGNS, 1 LITTLE WEST 12TH ST., NEW YORK, NY (https://www.google.com/maps/place/1%20LITTLE%20WEST%2012TH%20ST.,NEW%20YORK,NY)	Graph	1	\$39,956.80	\$39,956.80	\$39,956.80	\$39,956.80
ANDERSON GLOBAL MACRO LLC, 22 LITTLE WEST 12TH STREET, NEW YORK, NY (https://www.google.com/maps/place/22%20LITTLE%20WEST%2012TH%20STREET,NEW%20YORK,NY)	Graph	2	\$250,000.00	\$250,000.00	\$250,000.00	\$250,000.00
DELOS LIVING LLC, 22 LITTLE WEST 12TH STREET, NEW YORK, NY (https://www.google.com/maps/place/22%20LITTLE%20WEST%2012TH%20STREET,NEW%20YORK,NY)	Graph	5	\$85,600.00	\$80,000.00	\$75,000.00	\$120,000.00
Totals	Graph	12	\$113,079.73	\$90,000.00	\$39,956.80	\$250,000.00

Employer Name/Worksite Address	Graph	Count	Mean Wage	Median Wage	Lowest Wage	Highest Wage
GENIOO LLC, ONE LITTLE WEST 12TH STREET, NEW YORK, NY (https://www.google.com/maps/place/ONE%20LITTLE%20WEST%2012TH%20STREET,NEW%20YORK,NY)	Graph	1	\$120,000.00	\$120,000.00	\$120,000.00	\$120,000.00
ARC CAPITAL INC, 1 LITTLE WEST 12TH STREET, NEW YORK, NY (https://www.google.com/maps/place/1%20LITTLE%20WEST%2012TH%20STREET,NEW%20YORK,NY)	Graph	3	\$62,985.60	\$45,000.00	\$39,956.80	\$104,000.00
PALANTIR TECHNOLOGIES INC., 15 LITTLE WEST 12TH STREET, 5TH FLOOR, NEW YORK, NY (https://www.google.com/maps/place/15%20LITTLE%20WEST%2012TH%20STREET,%205TH%20FLOOR,NEW%20YORK,NY)	Graph	3	\$103,533.33	\$115,000.00	\$80,000.00	\$120,000.00
DELOS LIVING LLC, 22 LITTLE WEST 12TH STREET, NEW YORK, NY (https://www.google.com/maps/place/22%20LITTLE%20WEST%2012TH%20STREET,NEW%20YORK,NY)	Graph	6	\$113,000.00	\$80,000.00	\$75,000.00	\$120,000.00
PALANTIR TECHNOLOGIES INC., 15 LITTLE WEST 12TH STREET, NEW YORK, NY (https://www.google.com/maps/place/15%20LITTLE%20WEST%2012TH%20STREET,NEW%20YORK,NY)	Graph	67	\$106,062.37	\$90,813.00	\$73,750.00	\$120,000.00
Totals	Graph	80	\$105,046.70	\$90,813.00	\$39,956.80	\$120,000.00

Latitude: 40.740068 Longitude: -73.995682

Employer Name/Employer Address	Graph	Count	Mean Wage	Median Wage	Lowest Wage	Highest Wage
TWO WORLD ARTS GROUP LLC, 122 WEST 18TH STREET, NEW YORK, NY (https://www.google.com/maps/place/122%20WEST%2018TH%20STREET,NEW%20YORK,NY)	Graph	1	\$46,675.20	\$46,675.20	\$46,675.20	\$46,675.20
Totals	Graph	1	\$46,675.20	\$46,675.20	\$46,675.20	\$46,675.20

Employer Name/Worksite Address	Graph	Count	Mean Wage	Median Wage	Lowest Wage	Highest Wage
TWO WORLD ARTS GROUP LLC, 122 WEST 18TH STREET, NEW YORK, NY (https://www.google.com/maps/place/122%20WEST%2018TH%20STREET,NEW%20YORK,NY)	Graph	1	\$46,675.20	\$46,675.20	\$46,675.20	\$46,675.20
Totals	Graph	1	\$46,675.20	\$46,675.20	\$46,675.20	\$46,675.20

Latitude: 40.740093 Longitude: -73.992111

Employer Name/Employer Address	Graph	Count	Mean Wage	Median Wage	Lowest Wage	Highest Wage
DATA & SOCIETY RESEARCH INSTITUTE, INC., 36 WEST 20TH STREET, 11TH FLOOR, NEW YORK, NY (https://www.google.com/maps/place/36%20WEST%2020TH%20STREET,%2011TH%20FLOOR,NEW%20YORK,NY)	Graph	1	\$80,340.00	\$80,340.00	\$80,340.00	\$80,340.00
Totals	Graph	1	\$80,340.00	\$80,340.00	\$80,340.00	\$80,340.00

Employer Name/Worksite Address	Graph	Count	Mean Wage	Median Wage	Lowest Wage	Highest Wage
--------------------------------	-------	-------	-----------	-------------	-------------	--------------

Employer Name/Worksite Address	Graph	Count	Mean Wage	Median Wage	Lowest Wage	Highest Wage
DATA & SOCIETY RESEARCH INSTITUTE, INC., 36 WEST 20TH STREET, 11TH FLOOR, NEW YORK, NY (https://www.google.com/maps/place/36%20WEST%20STREET,%2011TH%20FLOOR,NEW%20YORK,NY)	Graph	1	\$80,340.00	\$80,340.00	\$80,340.00	\$80,340.00
Totals	Graph	1	\$80,340.00	\$80,340.00	\$80,340.00	\$80,340.00

Latitude: 40.740094 Longitude: -73.991774

Employer Name/Worksite Address	Graph	Count	Mean Wage	Median Wage	Lowest Wage	Highest Wage
FRENCH MORNING LLC, 27 WEST 20TH STREET, NEW YORK, NY (https://www.google.com/maps/place/27%20WEST%20STREET,NEW%20YORK,NY)	Graph	1	\$60,000.00	\$60,000.00	\$60,000.00	\$60,000.00
SIMPLE MACHINE LLC, 27 WEST 20TH STREET, NEW YORK, NY (https://www.google.com/maps/place/27%20WEST%20STREET,NEW%20YORK,NY)	Graph	1	\$60,000.00	\$60,000.00	\$60,000.00	\$60,000.00
Totals	Graph	2	\$60,000.00	\$60,000.00	\$60,000.00	\$60,000.00

Employer Name/Worksite Address	Graph	Count	Mean Wage	Median Wage	Lowest Wage	Highest Wage
FRENCH MORNING LLC, 27 WEST 20TH STREET, NEW YORK, NY (https://www.google.com/maps/place/27%20WEST%20STREET,NEW%20YORK,NY)	Graph	2	\$60,000.00	\$60,000.00	\$60,000.00	\$60,000.00
Totals	Graph	2	\$60,000.00	\$60,000.00	\$60,000.00	\$60,000.00

Latitude: 40.7401 Longitude: -73.995419

Employer Name/Worksite Address	Graph	Count	Mean Wage	Median Wage	Lowest Wage	Highest Wage
AMP RESILIENT POWER, 115 WEST 18TH STREET, NEW YORK, NY (https://www.google.com/maps/place/115%20WEST%20STREET,NEW%20YORK,NY)	Graph	1	\$160,000.00	\$160,000.00	\$160,000.00	\$160,000.00
CAPSTONE HILL SEARCH INC, 115 WEST 18TH STREET, NEW YORK, NY (https://www.google.com/maps/place/115%20WEST%20STREET,NEW%20YORK,NY)	Graph	1	\$50,000.00	\$50,000.00	\$50,000.00	\$50,000.00
CURATED WORKS INC, 115 WEST 18TH STREET, NEW YORK, NY (https://www.google.com/maps/place/115%20WEST%20STREET,NEW%20YORK,NY)	Graph	1	\$70,000.00	\$70,000.00	\$70,000.00	\$70,000.00
LOTUS LEE INC, 115 W 18TH STREET, NEW YORK, NY (https://www.google.com/maps/place/115%20W%20STREET,NEW%20YORK,NY)	Graph	1	\$80,000.00	\$80,000.00	\$80,000.00	\$80,000.00
ORANGENIUS, INC., 115 W. 18TH STREET, NEW YORK, NY (https://www.google.com/maps/place/115%20W.%20STREET,NEW%20YORK,NY)	Graph	1	\$80,000.00	\$80,000.00	\$80,000.00	\$80,000.00
THE PROJECT FOUNDRY LLC, 115 W 18TH STREET, NEW YORK, NY (https://www.google.com/maps/place/115%20W%20STREET,NEW%20YORK,NY)	Graph	2	\$90,000.00	\$90,000.00	\$90,000.00	\$90,000.00
BUDGE, INC., 115 W 18TH STREET, NEW YORK, NY (https://www.google.com/maps/place/115%20W%20STREET,NEW%20YORK,NY)	Graph	3	\$175,000.00	\$180,000.00	\$165,000.00	\$180,000.00
WE WORK MANAGEMENT LLC, 115 W. 18TH STREET, NEW YORK, NY (https://www.google.com/maps/place/115%20W.%20STREET,NEW%20YORK,NY)	Graph	28	\$111,001.79	\$95,000.00	\$44,750.00	\$220,000.00
Totals	Graph	38	\$111,922.37	\$95,000.00	\$44,750.00	\$220,000.00

Employer Name/Worksite Address	Graph	Count	Mean Wage	Median Wage	Lowest Wage	Highest Wage
ORANGENIUS, INC., 115 W 18TH STREET, NEW YORK, NY (https://www.google.com/maps/place/115%20W%20STREET,NEW%20YORK,NY)	Graph	3	\$66,583.33	\$75,000.00	\$44,750.00	\$80,000.00
MIXPANEL, INC., 115 WEST 18TH STREET, NEW YORK, NY (https://www.google.com/maps/place/115%20WEST%20STREET,NEW%20YORK,NY)	Graph	21	\$73,915.52	\$64,813.00	\$50,000.00	\$160,000.00
WE WORK MANAGEMENT LLC, 115 W. 18TH STREET, NEW YORK, NY (https://www.google.com/maps/place/115%20W.%20STREET,NEW%20YORK,NY)	Graph	26	\$114,934.62	\$100,000.00	\$65,000.00	\$220,000.00
Totals	Graph	50	\$94,805.52	\$80,000.00	\$44,750.00	\$220,000.00

Latitude: 40.740127 Longitude: -74.005882

Employer Name/Employer Address	Graph	Count	Mean Wage	Median Wage	Lowest Wage	Highest Wage
WSA-NY MANAGER, LLC, 18 NINTH AVENUE, NEW YORK, NY (https://www.google.com/maps/place/18%20NINTH%20AVENUE,NEW%20YORK,NY)	Graph	1	\$65,000.00	\$65,000.00	\$65,000.00	\$65,000.00
SOHO HOUSE NEW YORK LLC, 29-35 NINTH AVENUE, NEW YORK, NY (https://www.google.com/maps/place/29-35%20NINTH%20AVENUE,NEW%20YORK,NY)	Graph	3	\$62,666.67	\$60,000.00	\$58,000.00	\$70,000.00
Totals	Graph	4	\$63,250.00	\$60,000.00	\$58,000.00	\$70,000.00

Employer Name/Worksite Address	Graph	Count	Mean Wage	Median Wage	Lowest Wage	Highest Wage
WSA-NY MANAGER, LLC, 18 NINTH AVENUE, NEW YORK, NY (https://www.google.com/maps/place/18%20NINTH%20AVENUE,NEW%20YORK,NY)	Graph	1	\$65,000.00	\$65,000.00	\$65,000.00	\$65,000.00
Totals	Graph	1	\$65,000.00	\$65,000.00	\$65,000.00	\$65,000.00

Latitude: 40.740151 Longitude: -74.007892

Employer Name/Employer Address	Graph	Count	Mean Wage	Median Wage	Lowest Wage	Highest Wage
SIGNAC SERVICES (USA), LLC, 833 WASHINGTON STREET, NEW YORK, NY (https://www.google.com/maps/place/833%20WASHINGTON%20STREET,NEW%20YORK,NY)	Graph	1	\$225,000.00	\$225,000.00	\$225,000.00	\$225,000.00
SIGNAC LLC, 833 WASHINGTON STREET, NEW YORK, NY (https://www.google.com/maps/place/833%20WASHINGTON%20STREET,NEW%20YORK,NY)	Graph	2	\$102,500.00	\$95,000.00	\$95,000.00	\$110,000.00
Totals	Graph	3	\$143,333.33	\$110,000.00	\$95,000.00	\$225,000.00

Employer Name/Worksite Address	Graph	Count	Mean Wage	Median Wage	Lowest Wage	Highest Wage
SIGNAC LLC, 833 WASHINGTON STREET, NEW YORK, NY (https://www.google.com/maps/place/833%20WASHINGTON%20STREET,NEW%20YORK,NY)	Graph	3	\$143,333.33	\$110,000.00	\$95,000.00	\$225,000.00
Totals	Graph	3	\$143,333.33	\$110,000.00	\$95,000.00	\$225,000.00

Latitude: 40.740185 Longitude: -73.994699

Employer Name/Employer Address	Graph	Count	Mean Wage	Median Wage	Lowest Wage	Highest Wage
SPOTIFY USA, INC., 620 AVENUE OF THE AMERICAS, NEW YORK, NY (https://www.google.com/maps/place/620%20AVENUE%20OF%20THE%20AMERICAS,NEW%20YORK,NY)	Graph	2	\$105,000.00	\$80,000.00	\$80,000.00	\$130,000.00
SPOTIFY USA INC., 620 AVENUE OF THE AMERICAS, NEW YORK, NY (https://www.google.com/maps/place/620%20AVENUE%20OF%20THE%20AMERICAS,NEW%20YORK,NY)	Graph	52	\$119,807.69	\$110,000.00	\$55,000.00	\$275,000.00
Totals	Graph	54	\$119,259.26	\$110,000.00	\$55,000.00	\$275,000.00

Employer Name/Worksite Address	Graph	Count	Mean Wage	Median Wage	Lowest Wage	Highest Wage
SPOTIFY USA INC., 620 AVENUE OF THE AMERICAS, NEW YORK, NY (https://www.google.com/maps/place/620%20AVENUE%20OF%20THE%20AMERICAS,NEW%20YORK,NY)	Graph	53	\$119,811.32	\$110,000.00	\$55,000.00	\$275,000.00
Totals	Graph	53	\$119,811.32	\$110,000.00	\$55,000.00	\$275,000.00

Latitude: 40.740189 Longitude: -73.995631

Employer Name/Worksite Address	Graph	Count	Mean Wage	Median Wage	Lowest Wage	Highest Wage
SAMSUNG ELECTRONICS AMERICA, INC., 123 WEST 18TH STREET, NEW YORK, NY (https://www.google.com/maps/place/123%20WEST%2018TH%20STREET,NEW%20YORK,NY)	Graph	1	\$170,000.00	\$170,000.00	\$170,000.00	\$
SAMSUNG RESEARCH AMERICA, INC., 123 WEST 18TH STREET, 7TH FLOOR, NEW YORK, NY (https://www.google.com/maps/place/123%20WEST%2018TH%20STREET,%207TH%20FLOOR,NEW%20YORK,NY)	Graph	1	\$120,000.00	\$120,000.00	\$120,000.00	\$
Totals	Graph	2	\$145,000.00	\$120,000.00	\$120,000.00	\$

Latitude: 40.740192 Longitude: -73.956138

Employer Name/Employer Address	Graph	Count	Mean Wage	Median Wage	Lowest Wage	Highest Wage
CREATIVE ENGINEERING, 5-50 54TH AVE, LONG ISLAND CITY, NY (https://www.google.com/maps/place/5-50%2054TH%20AVE,LONG%20ISLAND%20CITY,NY)	Graph	1	\$60,000.00	\$60,000.00	\$60,000.00	\$60,000.00
Totals	Graph	1	\$60,000.00	\$60,000.00	\$60,000.00	\$60,000.00

Employer Name/Worksite Address	Graph	Count	Mean Wage	Median Wage	Lowest Wage	Highest Wage
CREATIVE ENGINEERING, 5-50 54TH AVE, LONG ISLAND CITY, NY (https://www.google.com/maps/place/5-50%2054TH%20AVE,LONG%20ISLAND%20CITY,NY)	Graph	1	\$60,000.00	\$60,000.00	\$60,000.00	\$60,000.00
Totals	Graph	1	\$60,000.00	\$60,000.00	\$60,000.00	\$60,000.00

Latitude: 40.740203 Longitude: -73.889951

Employer Name/Employer Address	Graph	Count	Mean Wage	Median Wage	Lowest Wage	Highest Wage
GREEN HOPE TRADING INC, 5414 74TH ST, ELMHURST, NY (https://www.google.com/maps/place/5414%2074TH%20ST,ELMHURST,NY)	Graph	10	\$62,608.00	\$58,240.00	\$58,240.00	\$72,800.00
Totals	Graph	10	\$62,608.00	\$58,240.00	\$58,240.00	\$72,800.00

Employer Name/Worksite Address	Graph	Count	Mean Wage	Median Wage	Lowest Wage	Highest Wage
ACE HEALTHCARE RESOURCES, LLC, 4020 74TH STREET,, ELMHURST, NY (https://www.google.com/maps/place/4020%2074TH%20STREET,,ELMHURST,NY)	Graph	1	\$65,749.00	\$65,749.00	\$65,749.00	\$65,749.00
GREEN HOPE TRADING INC, 5424 74TH ST STE 2208, ELMHURST, NY (https://www.google.com/maps/place/5424%2074TH%20ST%20STE%202208,ELMHURST,NY)	Graph	10	\$62,608.00	\$58,240.00	\$58,240.00	\$72,800.00
Totals	Graph	11	\$62,893.55	\$58,240.00	\$58,240.00	\$72,800.00

Latitude: 40.740218 Longitude: -73.976915

Employer Name/Worksite Address	Graph	Count	Mean Wage	Median Wage	Lowest Wage	Highest Wage
INFINITY TECH GROUP INC., 339 28TH STREET, NEW YORK, NY (https://www.google.com/maps/place/339%2028TH%20STREET,NEW%20YORK,NY)	Graph	2	\$107,765.00	\$71,781.00	\$71,781.00	\$143,749.00
Totals	Graph	2	\$107,765.00	\$71,781.00	\$71,781.00	\$143,749.00

Latitude: 40.740218 Longitude: -73.952119

Employer Name/Worksite Address	Graph	Count	Mean Wage	Median Wage	Lowest Wage	Highest Wage
FRESH DIRECT, LLC, 53-01 11TH ST, LONG ISLAND CITY, NY (https://www.google.com/maps/place/53-01%2011TH%20ST,LONG%20ISLAND%20CITY,NY)	Graph	2	\$125,000.00	\$100,000.00	\$100,000.00	\$150,000.00
FRESH DIRECT LLC, 53-01 11TH STREET, LONG ISLAND CITY, NY (https://www.google.com/maps/place/53-01%2011TH%20STREET,LONG%20ISLAND%20CITY,NY)	Graph	11	\$100,808.55	\$93,870.00	\$70,000.00	\$140,000.00
Totals	Graph	13	\$104,530.31	\$100,000.00	\$70,000.00	\$150,000.00

Latitude: 40.740243 Longitude: -73.990613

Employer Name/Employer Address	Graph	Count	Mean Wage	Median Wage	Lowest Wage	Highest Wage
SIMONS FOUNDATION, 160 FIFTH AVENUE, NEW YORK, NY (https://www.google.com/maps/place/160%20FIFTH%20AVENUE,NEW%20YORK,NY)	Graph	21	\$156,332.71	\$124,800.00	\$85,000.00	\$491,000.00

Employer Name/Employer Address	Graph	Count	Mean Wage	Median Wage	Lowest Wage	Highest Wage
Totals	Graph	21	\$156,332.71	\$124,800.00	\$85,000.00	\$491,000.00

Employer Name/Worksite Address	Graph	Count	Mean Wage	Median Wage	Lowest Wage	Highest Wage
SIMONS FOUNDATION, 160 FIFTH AVENUE, NEW YORK, NY (https://www.google.com/maps/place/160%20FIFTH%20AVENUE,NEW%20YORK,NY)	Graph	5	\$103,230.02	\$100,000.00	\$58,000.00	\$135,000.00
Totals	Graph	5	\$103,230.02	\$100,000.00	\$58,000.00	\$135,000.00

Latitude: 40.740263 Longitude: -73.994806

Employer Name/Employer Address	Graph	Count	Mean Wage	Median Wage	Lowest Wage	Highest Wage
SIEGEL & GALE, LLC, 625 AVENUE OF THE AMERICAS, NEW YORK, NY (https://www.google.com/maps/place/625%20AVENUE%20OF%20THE%20AMERICAS,NEW%20YORK,NY)	Graph	4	\$57,375.00	\$49,500.00	\$40,000.00	\$90,000.00
Totals	Graph	4	\$57,375.00	\$49,500.00	\$40,000.00	\$90,000.00

Employer Name/Worksite Address	Graph	Count	Mean Wage	Median Wage	Lowest Wage	Highest Wage
EBAY INC., 625 6TH AVE., NEW YORK, NY (https://www.google.com/maps/place/625%206TH%20AVE.,NEW%20YORK,NY)	Graph	1	\$120,000.00	\$120,000.00	\$120,000.00	\$120,000.00
EBAY INC., 625 6TH AVENUE, NEW YORK CITY, NY (https://www.google.com/maps/place/625%206TH%20AVENUE,NEW%20YORK%20CITY,NY)	Graph	1	\$136,000.00	\$136,000.00	\$136,000.00	\$136,000.00
PIVOTAL SOFTWARE, INC., 625 AVENUE OF THE AMERICAS, 2ND FLOOR, NEW YORK, NY (https://www.google.com/maps/place/625%20AVENUE%20OF%20THE%20AMERICAS,%202ND%20FLOOR,NEW%20YORK,NY)	Graph	1	\$119,700.00	\$119,700.00	\$119,700.00	\$119,700.00
EBAY INC., 625 6TH AVENUE, NEW YORK, NY (https://www.google.com/maps/place/625%206TH%20AVENUE,NEW%20YORK,NY)	Graph	8	\$134,251.25	\$135,000.00	\$135,000.00	\$135,000.00
PIVOTAL SOFTWARE, INC., 625 AVENUE OF THE AMERICAS, NEW YORK, NY (https://www.google.com/maps/place/625%20AVENUE%20OF%20THE%20AMERICAS,NEW%20YORK,NY)	Graph	41	\$96,093.88	\$90,813.00	\$90,813.00	\$400,000.00
Totals	Graph	52	\$103,645.37	\$90,813.00	\$90,813.00	\$400,000.00

Latitude: 40.74028 Longitude: -73.976147

Employer Name/Employer Address	Graph	Count	Mean Wage	Median Wage	Lowest Wage	Highest Wage
THE AARON DIAMOND AIDS RESEARCH CENTER, 455 FIRST AVENUE, NEW YORK, NY (https://www.google.com/maps/place/455%20FIRST%20AVENUE,NEW%20YORK,NY)	Graph	2	\$75,848.00	\$53,000.00	\$53,000.00	\$98,696.00
Totals	Graph	2	\$75,848.00	\$53,000.00	\$53,000.00	\$98,696.00

Employer Name/Worksite Address	Graph	Count	Mean Wage	Median Wage	Lowest Wage	Highest Wage
THE AARON DIAMOND AIDS RESEARCH CENTER, 455 FIRST AVENUE, NEW YORK, NY (https://www.google.com/maps/place/455%20FIRST%20AVENUE,NEW%20YORK,NY)	Graph	3	\$67,898.67	\$53,000.00	\$52,000.00	\$98,696.00
Totals	Graph	3	\$67,898.67	\$53,000.00	\$52,000.00	\$98,696.00

Latitude: 40.740301 Longitude: -73.888518

Employer Name/Worksite Address	Graph	Count	Mean Wage	Median Wage	Lowest Wage	Highest Wage
MPHASIS CORPORATION, 7836 46TH AVENUE, ELMHURST, NY (https://www.google.com/maps/place/7836%2046TH%20AVENUE,ELMHURST,NY)	Graph	1	\$84,864.00	\$84,864.00	\$84,864.00	\$84,864.00
Totals	Graph	1	\$84,864.00	\$84,864.00	\$84,864.00	\$84,864.00

Latitude: 40.740302 Longitude: -74.006132

Employer Name/Employer Address	Graph	Count	Mean Wage	Median Wage	Lowest Wage	Highest Wage
STRIPES GROUP, LLC, 402 WEST 13TH STREET, NEW YORK, NY (https://www.google.com/maps/place/402%20WEST%2013TH%20STREET,NEW%20YORK,NY)	Graph	1	\$100,000.00	\$100,000.00	\$100,000.00	\$100,000.00
Totals	Graph	1	\$100,000.00	\$100,000.00	\$100,000.00	\$100,000.00

Employer Name/Worksite Address	Graph	Count	Mean Wage	Median Wage	Lowest Wage	Highest Wage
STRIPES GROUP, LLC, 402 WEST 13TH STREET, NEW YORK, NY (https://www.google.com/maps/place/402%20WEST%2013TH%20STREET,NEW%20YORK,NY)	Graph	1	\$100,000.00	\$100,000.00	\$100,000.00	\$100,000.00
Totals	Graph	1	\$100,000.00	\$100,000.00	\$100,000.00	\$100,000.00

Latitude: 40.740316 Longitude: -73.990397

Employer Name/Employer Address	Graph	Count	Mean Wage	Median Wage	Lowest Wage	Highest Wage
ARTIVEST HOLDINGS, INC., 149 FIFTH AVENUE, NEW YORK, NY (https://www.google.com/maps/place/149%20FIFTH%20AVENUE,NEW%20YORK,NY)	Graph	1	\$85,000.00	\$85,000.00	\$85,000.00	\$85,000.00
EURASIA GROUP, LTD., 149 FIFTH AVENUE, NEW YORK, NY (https://www.google.com/maps/place/149%20FIFTH%20AVENUE,NEW%20YORK,NY)	Graph	2	\$76,080.00	\$74,160.00	\$74,160.00	\$78,000.00
UNIFOR INC., 149 FIFTH AVENUE, NEW YORK, NY (https://www.google.com/maps/place/149%20FIFTH%20AVENUE,NEW%20YORK,NY)	Graph	2	\$75,000.00	\$65,000.00	\$65,000.00	\$85,000.00
Totals	Graph	5	\$77,432.00	\$78,000.00	\$65,000.00	\$85,000.00

Employer Name/Worksite Address	Graph	Count	Mean Wage	Median Wage	Lowest Wage	Highest Wage
ANGELLIST LLC, 149 5TH AVE, NEW YORK, NY (https://www.google.com/maps/place/149%205TH%20AVE,NEW%20YORK,NY)	Graph	1	\$131,997.00	\$131,997.00	\$131,997.00	\$131,997.00
EURASIA GROUP, LTD., 149 5TH AVENUE, NEW YORK, NY (https://www.google.com/maps/place/149%205TH%20AVENUE,NEW%20YORK,NY)	Graph	2	\$76,080.00	\$74,160.00	\$74,160.00	\$78,000.00
UNIFOR INC., 149 FIFTH AVENUE, NEW YORK, NY (https://www.google.com/maps/place/149%20FIFTH%20AVENUE,NEW%20YORK,NY)	Graph	5	\$86,507.40	\$85,000.00	\$65,000.00	\$115,398.00
Totals	Graph	8	\$89,586.75	\$82,139.00	\$65,000.00	\$131,997.00

Latitude: 40.740336 Longitude: -73.99632

Employer Name/Employer Address	Graph	Count	Mean Wage	Median Wage	Lowest Wage	Highest Wage
BOCONCEPT CHELSEA, INC., 144 WEST 18TH STREET, NEW YORK, NY (https://www.google.com/maps/place/144%20WEST%2018TH%20STREET,NEW%20YORK,NY)	Graph	2	\$41,600.00	\$41,600.00	\$41,600.00	\$41,600.00
SHAOKAO, INC., 144 WEST 18TH STREET, NEW YORK, NY (https://www.google.com/maps/place/144%20WEST%2018TH%20STREET,NEW%20YORK,NY)	Graph	2	\$41,600.00	\$41,600.00	\$41,600.00	\$41,600.00
Totals	Graph	4	\$41,600.00	\$41,600.00	\$41,600.00	\$41,600.00

Employer Name/Worksite Address	Graph	Count	Mean Wage	Median Wage	Lowest Wage	Highest Wage
SHAOKAO, INC., 144 W. 18TH STREET, NEW YORK, NY (https://www.google.com/maps/place/144%20W.%2018TH%20STREET,NEW%20YORK,NY)	Graph	1	\$41,600.00	\$41,600.00	\$41,600.00	\$41,600.00
Totals	Graph	1	\$41,600.00	\$41,600.00	\$41,600.00	\$41,600.00

Latitude: 40.740336 Longitude: -73.995979

Employer Name/Worksite Address	Graph	Count	Mean Wage	Median Wage	Lowest Wage	Highest Wage
--------------------------------	-------	-------	-----------	-------------	-------------	--------------

Employer Name/Worksite Address	Graph	Count	Mean Wage	Median Wage	Lowest Wage	Highest Wage
JNIT TECHNOLOGIES, 4TH FLOOR, NEW YORK, NY (https://www.google.com/maps/place/4TH%20FLOOR,NEW%20YORK,NY)	Graph	1	\$65,000.00	\$65,000.00	\$65,000.00	\$65,000.00
ADP TECHNOLOGY SERVICES, INC., 135 W 18TH ST., NEW YORK, NY (https://www.google.com/maps/place/135%20W%2018TH%20ST.,NEW%20YORK,NY)	Graph	2	\$111,405.00	\$111,405.00	\$111,405.00	\$111,405.00
AGREEYA SOLUTIONS, INC., 135 W. 18TH ST., NEW YORK, NY (https://www.google.com/maps/place/135%20W.%2018TH%20ST.,NEW%20YORK,NY)	Graph	2	\$126,935.00	\$93,870.00	\$93,870.00	\$160,000.00
AMERICAN BUSINESS SOLUTIONS, INC., 135 W 18TH ST, NEW YORK, NY (https://www.google.com/maps/place/135%20W%2018TH%20ST,NEW%20YORK,NY)	Graph	2	\$68,000.00	\$65,000.00	\$65,000.00	\$71,000.00
ADP TECHNOLOGY SERVICES, INC., 135 W 18TH STREET, NEW YORK, NY (https://www.google.com/maps/place/135%20W%2018TH%20STREET,NEW%20YORK,NY)	Graph	4	\$98,198.50	\$93,000.00	\$92,768.00	\$114,026.00
ADP TECHNOLOGY SERVICES, INC., 135 WEST 18TH STREET, NEW YORK, NY (https://www.google.com/maps/place/135%20WEST%2018TH%20STREET,NEW%20YORK,NY)	Graph	40	\$92,455.22	\$70,221.00	\$70,221.00	\$220,001.00
Totals	Graph	51	\$93,503.58	\$90,813.00	\$65,000.00	\$220,001.00

Latitude: 40.740345 Longitude: -73.976877

Employer Name/Worksite Address	Graph	Count	Mean Wage	Median Wage	Lowest Wage	Highest Wage
NYU LANGONE HEALTH SYSTEM, 339 EAST 28TH STREET, NEW YORK, NY (https://www.google.com/maps/place/339%20EAST%2028TH%20STREET,NEW%20YORK,NY)	Graph	1	\$72,800.00	\$72,800.00	\$72,800.00	\$72,800.00
Totals	Graph	1	\$72,800.00	\$72,800.00	\$72,800.00	\$72,800.00

Latitude: 40.740356 Longitude: -74.007818

Employer Name/Worksite Address	Graph	Count	Mean Wage	Median Wage	Lowest Wage	Highest Wage
SAMSUNG ELECTRONICS AMERICA, INC., 837 WASHINGTON STREET, NEW YORK, NY (https://www.google.com/maps/place/837%20WASHINGTON%20STREET,NEW%20YORK,NY)	Graph	2	\$120,000.00	\$75,000.00	\$75,000.00	\$165,000.00
Totals	Graph	2	\$120,000.00	\$75,000.00	\$75,000.00	\$165,000.00

Latitude: 40.740393 Longitude: -73.990504

Employer Name/Employer Address	Graph	Count	Mean Wage	Median Wage	Lowest Wage	Highest Wage
JELLO LABS, INC., 162 FIFTH AVENUE, NEW YORK, NY (https://www.google.com/maps/place/162%20FIFTH%20AVENUE,NEW%20YORK,NY)	Graph	1	\$160,000.00	\$160,000.00	\$160,000.00	\$160,000.00
TRUEPACE LLC, 162 FIFTH AVENUE, NEW YORK, NY (https://www.google.com/maps/place/162%20FIFTH%20AVENUE,NEW%20YORK,NY)	Graph	1	\$110,000.00	\$110,000.00	\$110,000.00	\$110,000.00
SHOPSPRING, INC., 162 5TH AVENUE, NEW YORK, NY (https://www.google.com/maps/place/162%205TH%20AVENUE,NEW%20YORK,NY)	Graph	2	\$76,250.00	\$65,000.00	\$65,000.00	\$87,500.00
TRUEEX GROUP LLC, 162 FIFTH AVENUE, NEW YORK, NY (https://www.google.com/maps/place/162%20FIFTH%20AVENUE,NEW%20YORK,NY)	Graph	2	\$110,000.00	\$110,000.00	\$110,000.00	\$110,000.00
Totals	Graph	6	\$107,083.33	\$110,000.00	\$65,000.00	\$160,000.00

Employer Name/Worksite Address	Graph	Count	Mean Wage	Median Wage	Lowest Wage	Highest Wage
SHOPSPRING, INC., 162 5TH AVENUE, NEW YORK, NY (https://www.google.com/maps/place/162%205TH%20AVENUE,NEW%20YORK,NY)	Graph	1	\$87,500.00	\$87,500.00	\$87,500.00	\$87,500.00
TRUEEX GROUP LLC, 162 FIFTH AVENUE, NEW YORK, NY (https://www.google.com/maps/place/162%20FIFTH%20AVENUE,NEW%20YORK,NY)	Graph	23	\$169,992.35	\$110,000.00	\$65,000.00	\$579,987.20
Totals	Graph	24	\$166,555.17	\$110,000.00	\$65,000.00	\$579,987.20

Latitude: 40.740404 Longitude: -73.991027

Employer Name/Employer Address	Graph	Count	Mean Wage	Median Wage	Lowest Wage	Highest Wage
NEW YORK PERSONAL TRAINING INC., 12 WEST 21ST STREET, NEW YORK, NY (https://www.google.com/maps/place/12%20WEST%2021ST%20STREET,NEW%20YORK,NY)	Graph	1	\$37,440.00	\$37,440.00	\$37,440.00	\$37,440.00
Totals	Graph	1	\$37,440.00	\$37,440.00	\$37,440.00	\$37,440.00

Employer Name/Worksite Address	Graph	Count	Mean Wage	Median Wage	Lowest Wage	Highest Wage
SLALOM, LLC, 12 W 21ST STREET, 7TH FLOOR, NEW YORK, NY (https://www.google.com/maps/place/12%20W%2021ST%20STREET,%207TH%20FLOOR,NEW%20YORK,NY)	Graph	1	\$124,987.00	\$124,987.00	\$124,987.00	\$1
SLALOM, LLC, 12 W 21ST STREET 7TH FLOOR, NEW YORK, NY (https://www.google.com/maps/place/12%20W%2021ST%20STREET%207TH%20FLOOR,NEW%20YORK,NY)	Graph	2	\$128,202.50	\$111,405.00	\$111,405.00	\$1
SLALOM, LLC, 12 WEST 21ST ST, NEW YORK, NY (https://www.google.com/maps/place/12%20WEST%2021ST%20ST,NEW%20YORK,NY)	Graph	2	\$102,688.00	\$90,376.00	\$90,376.00	\$1
SLALOM, LLC, 12 WEST 21ST STREET, 7TH FLOOR, NEW YORK, NY (https://www.google.com/maps/place/12%20WEST%2021ST%20STREET,%207TH%20FLOOR,NEW%20YORK,NY)	Graph	3	\$116,333.33	\$112,000.00	\$105,000.00	\$1
SLALOM, LLC, 12 WEST 21ST STREET, NEW YORK, NY (https://www.google.com/maps/place/12%20WEST%2021ST%20STREET,NEW%20YORK,NY)	Graph	12	\$112,969.75	\$120,000.00	\$37,440.00	\$1
Totals	Graph	20	\$114,570.25	\$115,000.00	\$37,440.00	\$1

Latitude: 40.74041 Longitude: -73.929536

Employer Name/Employer Address	Graph	Count	Mean Wage	Median Wage	Lowest Wage	Highest Wage
AGENCY WITHIN LLC, 36-12 48TH AVE, LONG ISLAND CITY, NY (https://www.google.com/maps/place/36-12%2048TH%20AVE,LONG%20ISLAND%20CITY,NY)	Graph	2	\$51,582.50	\$50,000.00	\$50,000.00	\$53,165.00
Totals	Graph	2	\$51,582.50	\$50,000.00	\$50,000.00	\$53,165.00

Employer Name/Worksite Address	Graph	Count	Mean Wage	Median Wage	Lowest Wage	Highest Wage
AGENCY WITHIN LLC, 36-12 48TH AVE, LONG ISLAND CITY, NY (https://www.google.com/maps/place/36-12%2048TH%20AVE,LONG%20ISLAND%20CITY,NY)	Graph	2	\$51,582.50	\$50,000.00	\$50,000.00	\$53,165.00
Totals	Graph	2	\$51,582.50	\$50,000.00	\$50,000.00	\$53,165.00

Latitude: 40.740427 Longitude: -73.99108

Employer Name/Employer Address	Graph	Count	Mean Wage	Median Wage	Lowest Wage	Highest Wage
DIGENNARO COMMUNICATIONS, LLC, 18 WEST 21ST STREET, NEW YORK, NY (https://www.google.com/maps/place/18%20WEST%2021ST%20STREET,NEW%20YORK,NY)	Graph	1	\$300,000.00	\$300,000.00	\$300,000.00	\$300,000.00
VECTOR MEDIA GROUP INC., 18 WEST 21ST ST, NEW YORK, NY (https://www.google.com/maps/place/18%20WEST%2021ST%20ST,NEW%20YORK,NY)	Graph	1	\$84,500.00	\$84,500.00	\$84,500.00	\$84,500.00
EVERWISE CORPORATION, 18 W. 21ST STREET, NEW YORK, NY (https://www.google.com/maps/place/18%20W.%2021ST%20STREET,NEW%20YORK,NY)	Graph	2	\$142,500.00	\$125,000.00	\$125,000.00	\$160,000.00
Totals	Graph	4	\$167,375.00	\$125,000.00	\$84,500.00	\$300,000.00

Employer Name/Worksite Address	Graph	Count	Mean Wage	Median Wage	Lowest Wage	Highest Wage
DIGENNARO COMMUNICATIONS, LLC, 18 WEST 21ST STREET, NEW YORK, NY (https://www.google.com/maps/place/18%20WEST%2021ST%20STREET,NEW%20YORK,NY)	Graph	1	\$300,000.00	\$300,000.00	\$300,000.00	\$300,000.00
VECTOR MEDIA GROUP INC., 18 WEST 21ST ST, NEW YORK, NY (https://www.google.com/maps/place/18%20WEST%2021ST%20ST,NEW%20YORK,NY)	Graph	1	\$84,500.00	\$84,500.00	\$84,500.00	\$84,500.00
EVERWISE CORPORATION, 18 W. 21ST STREET, NEW YORK, NY (https://www.google.com/maps/place/18%20W.%2021ST%20STREET,NEW%20YORK,NY)	Graph	2	\$142,500.00	\$125,000.00	\$125,000.00	\$160,000.00
Totals	Graph	4	\$167,375.00	\$125,000.00	\$84,500.00	\$300,000.00

Latitude: 40.740447 Longitude: -73.989496						
Employer Name/Worksite Address	Graph	Count	Mean Wage	Median Wage	Lowest Wage	Highest Wage
RESTORATION HARDWARE, INC., 935 BROADWAY, NEW YORK, NY (https://www.google.com/maps/place/935%20BROADWAY,NEW%20YORK,NY)	Graph	1	\$70,000.00	\$70,000.00	\$70,000.00	\$70,000.00
Totals	Graph	1	\$70,000.00	\$70,000.00	\$70,000.00	\$70,000.00

Latitude: 40.740455 Longitude: -73.990459						
Employer Name/Employer Address	Graph	Count	Mean Wage	Median Wage	Lowest Wage	Highest Wage
BANDIER HOLDINGS LLC, 164 FIFTH AVENUE, NEW YORK, NY (https://www.google.com/maps/place/164%20FIFTH%20AVENUE,NEW%20YORK,NY)	Graph	1	\$42,889.60	\$42,889.60	\$42,889.60	\$42,889.60
Totals	Graph	1	\$42,889.60	\$42,889.60	\$42,889.60	\$42,889.60

Employer Name/Worksite Address	Graph	Count	Mean Wage	Median Wage	Lowest Wage	Highest Wage
BANDIER HOLDINGS LLC, 164 FIFTH AVENUE, NEW YORK, NY (https://www.google.com/maps/place/164%20FIFTH%20AVENUE,NEW%20YORK,NY)	Graph	1	\$42,889.60	\$42,889.60	\$42,889.60	\$42,889.60
Totals	Graph	1	\$42,889.60	\$42,889.60	\$42,889.60	\$42,889.60

Latitude: 40.740466 Longitude: -73.989354						
Employer Name/Employer Address	Graph	Count	Mean Wage	Median Wage	Lowest Wage	Highest Wage
INFUSIONDEV LLC, 936 BROADWAY, NEW YORK, NY (https://www.google.com/maps/place/936%20BROADWAY,NEW%20YORK,NY)	Graph	5	\$149,800.00	\$154,000.00	\$130,000.00	\$160,000.00
Totals	Graph	5	\$149,800.00	\$154,000.00	\$130,000.00	\$160,000.00

Employer Name/Worksite Address	Graph	Count	Mean Wage	Median Wage	Lowest Wage	Highest Wage
INFUSIONDEV LLC, 936 BROADWAY, NEW YORK CITY, NY (https://www.google.com/maps/place/936%20BROADWAY,NEW%20YORK%20CITY,NY)	Graph	2	\$141,850.00	\$129,700.00	\$129,700.00	\$154,000.00
INFUSIONDEV LLC, 936 BROADWAY, NEW YORK, NY (https://www.google.com/maps/place/936%20BROADWAY,NEW%20YORK,NY)	Graph	6	\$148,333.33	\$145,000.00	\$130,000.00	\$160,000.00
Totals	Graph	8	\$146,712.50	\$145,000.00	\$129,700.00	\$160,000.00

Latitude: 40.740483 Longitude: -73.991215						
Employer Name/Employer Address	Graph	Count	Mean Wage	Median Wage	Lowest Wage	Highest Wage
BANDUJO ADVERTISING PLUS DESIGN, INC., 22 W. 21ST STREET, 8TH FLOOR, NEW YORK, NY (https://www.google.com/maps/place/22%20W.%2021ST%20STREET,%208TH%20FLOOR,NEW%20YORK,NY)	Graph	1	\$57,720.00	\$57,720.00	\$57,720.00	\$57,720.00
RECOGNITION MEDIA, LLC, 22 WEST 21ST STREET, NEW YORK, NY (https://www.google.com/maps/place/22%20WEST%2021ST%20STREET,NEW%20YORK,NY)	Graph	1	\$45,000.00	\$45,000.00	\$45,000.00	\$45,000.00
VISION CRITICAL (US) INC., 22 WEST 21ST STREET, NEW YORK, NY (https://www.google.com/maps/place/22%20WEST%2021ST%20STREET,NEW%20YORK,NY)	Graph	1	\$50,000.00	\$50,000.00	\$50,000.00	\$50,000.00
Totals	Graph	3	\$50,906.67	\$50,000.00	\$45,000.00	\$57,720.00

Employer Name/Worksite Address	Graph	Count	Mean Wage	Median Wage	Lowest Wage	Highest Wage
BANDUJO ADVERTISING PLUS DESIGN, INC., 22 W. 21ST STREET, 8TH FLOOR, NEW YORK, NY (https://www.google.com/maps/place/22%20W.%2021ST%20STREET,%208TH%20FLOOR,NEW%20YORK,NY)	Graph	1	\$57,720.00	\$57,720.00	\$57,720.00	\$57,720.00
RECOGNITION MEDIA, LLC, 22 WEST 21ST STREET, NEW YORK, NY (https://www.google.com/maps/place/22%20WEST%2021ST%20STREET,NEW%20YORK,NY)	Graph	2	\$47,500.00	\$45,000.00	\$45,000.00	\$50,000.00

Employer Name/Worksite Address	Graph	Count	Mean Wage	Median Wage	Lowest Wage	Highest Wage
Totals	Graph	3	\$50,906.67	\$50,000.00	\$45,000.00	\$57,720.00

Latitude: 40.740486 Longitude: -73.975585

Employer Name/Worksite Address	Graph	Count	Mean Wage	Median Wage	Lowest Wage	Highest Wage
MEIRAGTX LLC, 450 E 29TH STREET, NEW YORK, NY (https://www.google.com/maps/place/450%E%2029TH%20STREET,NEW%20YORK,NY)	Graph	1	\$175,000.00	\$175,000.00	\$175,000.00	\$175,000.00
Totals	Graph	1	\$175,000.00	\$175,000.00	\$175,000.00	\$175,000.00

Employer Name/Worksite Address	Graph	Count	Mean Wage	Median Wage	Lowest Wage	Highest Wage
PFIZER INC, 450 E. 29TH STREET, NEW YORK, NY (https://www.google.com/maps/place/450%E.%2029TH%20STREET,NEW%20YORK,NY)	Graph	1	\$78,300.00	\$78,300.00	\$78,300.00	\$78,300.00
NEW YORK UNIVERSITY SCHOOL OF MEDICINE, 450 EAST 29TH STREET, NEW YORK, NY (https://www.google.com/maps/place/450%EAST%2029TH%20STREET,NEW%20YORK,NY)	Graph	4	\$93,089.92	\$66,666.67	\$52,693.00	\$175,000.00
Totals	Graph	5	\$90,131.93	\$78,000.00	\$52,693.00	\$175,000.00

Latitude: 40.740492 Longitude: -73.994475

Employer Name/Worksite Address	Graph	Count	Mean Wage	Median Wage	Lowest Wage	Highest Wage
CHANDOGYA INC., 636 SIXTH AVENUE, NEW YORK, NY (https://www.google.com/maps/place/636%20SIXTH%20AVENUE,NEW%20YORK,NY)	Graph	1	\$55,000.00	\$55,000.00	\$55,000.00	\$55,000.00
Totals	Graph	1	\$55,000.00	\$55,000.00	\$55,000.00	\$55,000.00

Employer Name/Worksite Address	Graph	Count	Mean Wage	Median Wage	Lowest Wage	Highest Wage
PIVOTAL SOFTWARE, INC., 636 AVENUE OF THE AMERICAS, NEW YORK, NY (https://www.google.com/maps/place/636%20AVENUE%20OF%20THE%20AMERICAS,NEW%20YORK,NY)	Graph	22	\$134,357.95	\$135,000.00	\$90,000.00	\$205,000.00
Totals	Graph	22	\$134,357.95	\$135,000.00	\$90,000.00	\$205,000.00

Latitude: 40.740492 Longitude: -73.988982

Employer Name/Worksite Address	Graph	Count	Mean Wage	Median Wage	Lowest Wage	Highest Wage
SIS INTERNATIONAL RESEARCH INC., 11 EAST 22ND STREET, NEW YORK, NY (https://www.google.com/maps/place/11%20EAST%2022ND%20STREET,NEW%20YORK,NY)	Graph	1	\$46,675.00	\$46,675.00	\$46,675.00	\$46,675.00
Totals	Graph	1	\$46,675.00	\$46,675.00	\$46,675.00	\$46,675.00

Employer Name/Worksite Address	Graph	Count	Mean Wage	Median Wage	Lowest Wage	Highest Wage
SIS INTERNATIONAL RESEARCH INC., 11 EAST 22ND STREET, NEW YORK, NY (https://www.google.com/maps/place/11%20EAST%2022ND%20STREET,NEW%20YORK,NY)	Graph	1	\$46,675.00	\$46,675.00	\$46,675.00	\$46,675.00
Totals	Graph	1	\$46,675.00	\$46,675.00	\$46,675.00	\$46,675.00

Latitude: 40.740503 Longitude: -74.006609

Employer Name/Worksite Address	Graph	Count	Mean Wage	Median Wage	Lowest Wage	Highest Wage
GIPHY INC., 416 W 13TH STREET, NEW YORK, NY (https://www.google.com/maps/place/416%20W%2013TH%20STREET,NEW%20YORK,NY)	Graph	1	\$100,000.00	\$100,000.00	\$100,000.00	\$100,000.00

Employer Name/Employer Address	Graph	Count	Mean Wage	Median Wage	Lowest Wage	Highest Wage
PLAYDOTS, INC., 416 WEST 13TH STREET, NEW YORK, NY (https://www.google.com/maps/place/416%20WEST%2013TH%20STREET,NEW%20YORK,NY)	Graph	1	\$140,000.00	\$140,000.00	\$140,000.00	\$140,000.00
PLAYDOTS, INC., 416 WEST 13TH STREET, SUITE 203, NEW YORK, NY (https://www.google.com/maps/place/416%20WEST%2013TH%20STREET,%20SUITE%20203,NEW%20YORK,NY)	Graph	2	\$102,500.00	\$75,000.00	\$75,000.00	\$140,000.00
Totals	Graph	4	\$111,250.00	\$100,000.00	\$75,000.00	\$140,000.00

Employer Name/Worksite Address	Graph	Count	Mean Wage	Median Wage	Lowest Wage	Highest Wage
GIPHY INC., 416 W 13TH STREET, NEW YORK, NY (https://www.google.com/maps/place/416%20W%2013TH%20STREET,NEW%20YORK,NY)	Graph	1	\$100,000.00	\$100,000.00	\$100,000.00	\$100,000.00
PLAYDOTS, INC., 416 WEST 13TH STREET, NEW YORK, NY (https://www.google.com/maps/place/416%20WEST%2013TH%20STREET,NEW%20YORK,NY)	Graph	1	\$140,000.00	\$140,000.00	\$140,000.00	\$140,000.00
PLAYDOTS, INC., 416 WEST 13TH STREET, SUITE 203, NEW YORK, NY (https://www.google.com/maps/place/416%20WEST%2013TH%20STREET,%20SUITE%20203,NEW%20YORK,NY)	Graph	2	\$102,500.00	\$75,000.00	\$75,000.00	\$140,000.00
VALTECH SOLUTIONS INC., 416 W. 13TH STREET, NEW YORK, NY (https://www.google.com/maps/place/416%20W.%2013TH%20STREET,NEW%20YORK,NY)	Graph	6	\$141,533.33	\$130,000.00	\$109,200.00	\$140,000.00
Totals	Graph	10	\$129,420.00	\$130,000.00	\$75,000.00	\$140,000.00

Latitude: 40.740508 Longitude: -73.789316

Employer Name/Employer Address	Graph	Count	Mean Wage	Median Wage	Lowest Wage	Highest Wage
QUEENS ANIMAL HEALTH VETERINARY OFFICE PC, 18304 HORACE HARDING EXPY, FRESH MEADOWS, NY (https://www.google.com/maps/place/18304%20HORACE%20HARDING%20EXPY,FRESH%20MEADOWS,NY)	Graph	1	\$100,000.00	\$100,000.00	\$100,000.00	\$100,000.00
Totals	Graph	1	\$100,000.00	\$100,000.00	\$100,000.00	\$100,000.00

Employer Name/Worksite Address	Graph	Count	Mean Wage	Median Wage	Lowest Wage	Highest Wage
QUEENS ANIMAL HEALTH VETERINARY OFFICE PC, 18304 HORACE HARDING EXPY, FRESH MEADOWS, NY (https://www.google.com/maps/place/18304%20HORACE%20HARDING%20EXPY,FRESH%20MEADOWS,NY)	Graph	1	\$100,000.00	\$100,000.00	\$100,000.00	\$100,000.00
Totals	Graph	1	\$100,000.00	\$100,000.00	\$100,000.00	\$100,000.00

Latitude: 40.740526 Longitude: -73.990976

Employer Name/Employer Address	Graph	Count	Mean Wage	Median Wage	Lowest Wage	Highest Wage
5 WEST 21ST LLC, 5 WEST 21ST STREET, NEW YORK, NY (https://www.google.com/maps/place/5%20WEST%2021ST%20STREET,NEW%20YORK,NY)	Graph	1	\$26,880.00	\$26,880.00	\$26,880.00	\$26,880.00
Totals	Graph	1	\$26,880.00	\$26,880.00	\$26,880.00	\$26,880.00

Employer Name/Worksite Address	Graph	Count	Mean Wage	Median Wage	Lowest Wage	Highest Wage
5 WEST 21ST LLC, 5 WEST 21ST STREET, NEW YORK, NY (https://www.google.com/maps/place/5%20WEST%2021ST%20STREET,NEW%20YORK,NY)	Graph	1	\$26,880.00	\$26,880.00	\$26,880.00	\$26,880.00
Totals	Graph	1	\$26,880.00	\$26,880.00	\$26,880.00	\$26,880.00

Latitude: 40.740561 Longitude: -73.916302

Employer Name/Employer Address	Graph	Count	Mean Wage	Median Wage	Lowest Wage	Highest Wage
PARADISE CITY REGIONAL CENTER LLC, 47-15 49 ST, WOODSIDE, NY (https://www.google.com/maps/place/47-15%2049%20ST,WOODSIDE,NY)	Graph	1	\$79,040.00	\$79,040.00	\$79,040.00	\$79,040.00
Totals	Graph	1	\$79,040.00	\$79,040.00	\$79,040.00	\$79,040.00

Employer Name/Worksite Address	Graph	Count	Mean Wage	Median Wage	Lowest Wage	Highest Wage
PARADISE CITY REGIONAL CENTER LLC, 47-15 49 ST, WOODSIDE, NY (https://www.google.com/maps/place/47-15%2049%20ST,WOODSIDE,NY)	Graph	1	\$79,040.00	\$79,040.00	\$79,040.00	\$79,040.00
Totals	Graph	1	\$79,040.00	\$79,040.00	\$79,040.00	\$79,040.00

Latitude: 40.740561 Longitude: -73.630861

Employer Name/Worksite Address	Graph	Count	Mean Wage	Median Wage	Lowest Wage	Highest Wage
EMERALD REAL ESTATE CONSULTANTS LLC, 48 E OLD COUNTRY ROAD, MINEOLA, NY (https://www.google.com/maps/place/48%20E%20OLD%20COUNTRY%20ROAD,MINEOLA,NY)	Graph	1	\$72,800.00	\$72,800.00	\$72,800.00	\$72,800.00
Totals	Graph	1	\$72,800.00	\$72,800.00	\$72,800.00	\$72,800.00

Employer Name/Worksite Address	Graph	Count	Mean Wage	Median Wage	Lowest Wage	Highest Wage
EMERALD REAL ESTATE CONSULTANTS LLC, 48 E OLD COUNTRY ROAD, MINEOLA, NY (https://www.google.com/maps/place/48%20E%20OLD%20COUNTRY%20ROAD,MINEOLA,NY)	Graph	1	\$72,800.00	\$72,800.00	\$72,800.00	\$72,800.00
Totals	Graph	1	\$72,800.00	\$72,800.00	\$72,800.00	\$72,800.00





Latitude: 40.74057 Longitude: -73.950223

Employer Name/Worksite Address	Graph	Count	Mean Wage	Median Wage	Lowest Wage	Highest Wage
CAPGEMINI AMERICA INC, 2330 BORDEN AVE, LONG ISLAND CITY, NY (https://www.google.com/maps/place/2330%20BORDEN%20AVE,LONG%20ISLAND%20CITY,NY)	Graph	3	\$65,266.67	\$60,000.00	\$60,000.00	\$75,800.00
Totals	Graph	3	\$65,266.67	\$60,000.00	\$60,000.00	\$75,800.00






Latitude: 40.740572 Longitude: -73.991084






Employer Name/Worksite Address	Graph	Count	Mean Wage	Median Wage	Lowest Wage	Highest Wage
AFRIDI ASSOCIATES, 19 WEST 21ST STREET, NEW YORK, NY (https://www.google.com/maps/place/19%20WEST%2021ST%20STREET,NEW%20YORK,NY)	Graph	1	\$65,270.00	\$65,270.00	\$65,270.00	\$65,270.00
ENGINEERING GROUP ASSOCIATES PC, 19 W 21 STREET, NEW YORK, NY (https://www.google.com/maps/place/19%20W%2021%20STREET,NEW%20YORK,NY)	Graph	1	\$58,240.00	\$58,240.00	\$58,240.00	\$58,240.00
GF55 ARCHITECTS LLP, 19 WEST 21ST STREET, NEW YORK, NY (https://www.google.com/maps/place/19%20WEST%2021ST%20STREET,NEW%20YORK,NY)	Graph	1	\$49,000.00	\$49,000.00	\$49,000.00	\$49,000.00
NEWYORKLUXURY.COM LLC, 19 WEST 21ST STREET, NEW YORK, NY (https://www.google.com/maps/place/19%20WEST%2021ST%20STREET,NEW%20YORK,NY)	Graph	1	\$39,000.00	\$39,000.00	\$39,000.00	\$39,000.00
THE NARRATIVE GROUP, 19 WEST 21ST STREET, NEW YORK, NY (https://www.google.com/maps/place/19%20WEST%2021ST%20STREET,NEW%20YORK,NY)	Graph	1	\$60,000.00	\$60,000.00	\$60,000.00	\$60,000.00
THREE FIVE (III-V) MATERIALS, INC., 19 WEST 21ST ST., SUITE 203, NEW YORK, NY (https://www.google.com/maps/place/19%20WEST%2021ST%20ST.,%20SUITE%20203,NEW%20YORK,NY)	Graph	1	\$53,060.80	\$53,060.80	\$53,060.80	\$53,060.80
GF55 ARCHITECTS LLP, 19 W 21ST STREET, NEW YORK, NY (https://www.google.com/maps/place/19%20W%2021ST%20STREET,NEW%20YORK,NY)	Graph	2	\$57,100.00	\$57,100.00	\$57,100.00	\$57,100.00
MARK'S BOOKKEEPING SERVICES LLC, 19 WEST 21ST STREET, NEW YORK, NY (https://www.google.com/maps/place/19%20WEST%2021ST%20STREET,NEW%20YORK,NY)	Graph	2	\$56,000.00	\$56,000.00	\$56,000.00	\$56,000.00
PRIVCO MEDIA LLC, 19 W 21ST STREET, NEW YORK, NY (https://www.google.com/maps/place/19%20W%2021ST%20STREET,NEW%20YORK,NY)	Graph	5	\$58,000.00	\$55,000.00	\$55,000.00	\$62,500.00
Totals	Graph	15	\$56,051.39	\$56,000.00	\$39,000.00	\$65,270.00

Employer Name/Worksite Address	Graph	Count	Mean Wage	Median Wage	Lowest Wage	Highest Wage
ENGINEERING GROUP ASSOCIATES PC, 19 W 21 STREET, NEW YORK, NY (https://www.google.com/maps/place/19%20W%2021%20STREET,NEW%20YORK,NY)	Graph	1	\$58,240.00	\$58,240.00	\$58,240.00	\$58,240.00

Employer Name/Worksite Address	Graph	Count	Mean Wage	Median Wage	Lowest Wage	Highest Wage
THREE FIVE (III-V) MATERIALS, INC., 19 WEST 21ST ST., SUITE 203, NEW YORK, NY (https://www.google.com/maps/place/19%20WEST%2021ST%20ST.,%20SUITE%20203,NEW%20YORK,NY)		1	\$53,060.80	\$53,060.80	\$53,060.80	\$53,060.80
GF55 ARCHITECTS LLP, 19 W 21ST STREET, NEW YORK, NY (https://www.google.com/maps/place/19%20W%2021ST%20STREET,NEW%20YORK,NY)		2	\$57,100.00	\$57,100.00	\$57,100.00	\$57,100.00
NEWYORKLUXURY.COM LLC, 19 WEST 21ST STREET, NEW YORK, NY (https://www.google.com/maps/place/19%20WEST%2021ST%20STREET,NEW%20YORK,NY)		10	\$55,000.00	\$55,000.00	\$39,000.00	\$62,500.00
Totals		14	\$55,392.91	\$56,000.00	\$39,000.00	\$62,500.00

Latitude: 40.740596 Longitude: -73.991483



Employer Name/Employer Address	Graph	Count	Mean Wage	Median Wage	Lowest Wage	Highest Wage
MONEYLION INC., 30 WEST 21ST ST., NEW YORK, NY (https://www.google.com/maps/place/30%20WEST%2021ST%20ST.,NEW%20YORK,NY)		1	\$140,000.00	\$140,000.00	\$140,000.00	\$140,000.00
MONEYLION, INC., 30 WEST 21ST ST., NEW YORK, NY (https://www.google.com/maps/place/30%20WEST%2021ST%20ST.,NEW%20YORK,NY)		1	\$90,000.00	\$90,000.00	\$90,000.00	\$90,000.00
REAKTOR, INC., 30 W. 21ST STREET, NEW YORK, NY (https://www.google.com/maps/place/30%20%20W.%2021ST%20STREET,NEW%20YORK,NY)		1	\$120,000.00	\$120,000.00	\$120,000.00	\$120,000.00
VIVALDI PARTNERS, INC., 30 W.21 STREET, 12TH FLOOR, NEW YORK, NY (https://www.google.com/maps/place/30%20W.21%20STREET,%2012TH%20FLOOR,NEW%20YORK,NY)		1	\$60,000.00	\$60,000.00	\$60,000.00	\$60,000.00
Totals		4	\$102,500.00	\$90,000.00	\$60,000.00	\$140,000.00

Employer Name/Worksite Address	Graph	Count	Mean Wage	Median Wage	Lowest Wage	Highest Wage
MONEYLION, INC., 30 WEST 21ST ST., NEW YORK, NY (https://www.google.com/maps/place/30%20WEST%2021ST%20ST.,NEW%20YORK,NY)		1	\$90,000.00	\$90,000.00	\$90,000.00	\$90,000.00
REAKTOR, INC., 30 WEST 21ST STREET, NEW YORK, NY (https://www.google.com/maps/place/30%20WEST%2021ST%20STREET,NEW%20YORK,NY)		1	\$190,000.00	\$190,000.00	\$190,000.00	\$190,000.00
VIVALDI PARTNERS, INC., 30 W.21 STREET, 12TH FLOOR, NEW YORK, NY (https://www.google.com/maps/place/30%20W.21%20STREET,%2012TH%20FLOOR,NEW%20YORK,NY)		1	\$60,000.00	\$60,000.00	\$60,000.00	\$60,000.00
FARFETCH.COM US, LLC, 30 W. 21ST ST., NEW YORK, NY (https://www.google.com/maps/place/30%20W.%2021ST%20ST.,NEW%20YORK,NY)		2	\$101,000.00	\$62,000.00	\$62,000.00	\$140,000.00
Totals		5	\$108,400.00	\$90,000.00	\$60,000.00	\$190,000.00

Latitude: 40.740614 Longitude: -73.985972

Employer Name/Worksite Address	Graph	Count	Mean Wage	Median Wage	Lowest Wage	Highest Wage
BDG MEDIA INC., 315 PARK AVE SOUTH, NEW YORK, NY (https://www.google.com/maps/place/315%20PARK%20AVE%20SOUTH,NEW%20YORK,NY)		1	\$225,000.00	\$225,000.00	\$225,000.00	\$225,000.00
ORACLE AMERICA, INC, 315 PARK AVE SOUTH, 9TH FLOOR, NEW YORK, NY (https://www.google.com/maps/place/315%20PARK%20AVE%20SOUTH,%209TH%20FLOOR,NEW%20YORK,NY)		10	\$134,950.00	\$134,950.00	\$134,950.00	\$134,950.00
Totals		11	\$143,136.36	\$134,950.00	\$134,950.00	\$225,000.00

Latitude: 40.740614 Longitude: -73.983858

Employer Name/Employer Address	Graph	Count	Mean Wage	Median Wage	Lowest Wage	Highest Wage
BARUCH COLLEGE, 55 LEXINGTON AVENUE, NEW YORK, NY (https://www.google.com/maps/place/55%20LEXINGTON%20AVENUE,NEW%20YORK,NY)		16	\$131,233.94	\$134,714.00	\$75,100.00	\$200,000.00
Totals		16	\$131,233.94	\$134,714.00	\$75,100.00	\$200,000.00

Employer Name/Worksite Address	Graph	Count	Mean Wage	Median Wage	Lowest Wage	Highest Wage
--------------------------------	-------	-------	-----------	-------------	-------------	--------------

Employer Name/Worksite Address	Graph	Count	Mean Wage	Median Wage	Lowest Wage	Highest Wage
BARUCH COLLEGE, 55 LEXINGTON AVENUE, NEW YORK, NY (https://www.google.com/maps/place/55%20LEXINGTON%20AVENUE,NEW%20YORK,NY)	Graph	4	\$138,250.00	\$143,540.00	\$116,364.00	\$146,548.00
Totals	Graph	4	\$138,250.00	\$143,540.00	\$116,364.00	\$146,548.00

Latitude: 40.74062 Longitude: -74.006547

Employer Name/Worksite Address	Graph	Count	Mean Wage	Median Wage	Lowest Wage	Highest Wage
BUMBLE AND BUMBLE PRODUCTS LLC, 415 WEST 13TH STREET, NEW YORK, NY (https://www.google.com/maps/place/415%20WEST%2013TH%20STREET,NEW%20YORK,NY)	Graph	3	\$103,250.00	\$103,250.00	\$103,250.00	\$103,250.00
Totals	Graph	3	\$103,250.00	\$103,250.00	\$103,250.00	\$103,250.00

Latitude: 40.740658 Longitude: -74.007766

Employer Name/Employer Address	Graph	Count	Mean Wage	Median Wage	Lowest Wage	Highest Wage
STANDARD INTERNATIONAL MANAGEMENT, LLC, 848 WASHINGTON STREET, NEW YORK, NY (https://www.google.com/maps/place/848%20WASHINGTON%20STREET,NEW%20YORK,NY)	Graph	1	\$250,000.00	\$250,000.00	\$250,000.00	\$250,000.00
STANDARD HIGH LINE EMPLOYER LLC, 848 WASHINGTON STREET, NEW YORK, NY (https://www.google.com/maps/place/848%20WASHINGTON%20STREET,NEW%20YORK,NY)	Graph	2	\$56,000.00	\$56,000.00	\$56,000.00	\$56,000.00
Totals	Graph	3	\$120,666.67	\$56,000.00	\$56,000.00	\$250,000.00

Employer Name/Worksite Address	Graph	Count	Mean Wage	Median Wage	Lowest Wage	Highest Wage
STANDARD HIGH LINE EMPLOYER LLC, 848 WASHINGTON STREET, NEW YORK, NY (https://www.google.com/maps/place/848%20WASHINGTON%20STREET,NEW%20YORK,NY)	Graph	3	\$120,666.67	\$56,000.00	\$56,000.00	\$250,000.00
Totals	Graph	3	\$120,666.67	\$56,000.00	\$56,000.00	\$250,000.00

Latitude: 40.740665 Longitude: -73.898717

Employer Name/Employer Address	Graph	Count	Mean Wage	Median Wage	Lowest Wage	Highest Wage
INFOCUS CONSULTING INC, 8616 QUEENS BLVD, SUITE 205, ELMHURST, NY (https://www.google.com/maps/place/8616%20QUEENS%20BLVD,%20SUITE%20205,ELMHURST,NY)	Graph	1	\$62,400.00	\$62,400.00	\$62,400.00	\$62,400.00
NEW YORK FOOD & DRINK QUEENS BOULEVARD, INC., 8930 QUEENS BLVD, ELMHURST, NY (https://www.google.com/maps/place/8930%20QUEENS%20BLVD,ELMHURST,NY)	Graph	1	\$54,683.20	\$54,683.20	\$54,683.20	\$54,683.20
Totals	Graph	2	\$58,541.60	\$54,683.20	\$54,683.20	\$62,400.00

Employer Name/Worksite Address	Graph	Count	Mean Wage	Median Wage	Lowest Wage	Highest Wage
INFOCUS CONSULTING INC, 8616 QUEENS BLVD, SUITE 205, ELMHURST, NY (https://www.google.com/maps/place/8616%20QUEENS%20BLVD,%20SUITE%20205,ELMHURST,NY)	Graph	1	\$62,400.00	\$62,400.00	\$62,400.00	\$62,400.00
NEW YORK FOOD & DRINK QUEENS BOULEVARD, INC., 8930 QUEENS BLVD, ELMHURST, NY (https://www.google.com/maps/place/8930%20QUEENS%20BLVD,ELMHURST,NY)	Graph	1	\$54,683.20	\$54,683.20	\$54,683.20	\$54,683.20
Totals	Graph	2	\$58,541.60	\$54,683.20	\$54,683.20	\$62,400.00

Latitude: 40.740678 Longitude: -73.939984

Employer Name/Employer Address	Graph	Count	Mean Wage	Median Wage	Lowest Wage	Highest Wage
AMART WHOLESALE INC, 25-11 HUNTERS POINT AVENUE, LONG ISLAND CITY, NY (https://www.google.com/maps/place/25-11%20HUNTERS%20POINT%20AVENUE,LONG%20ISLAND%20CITY,NY)	Graph	1	\$39,332.80	\$39,332.80	\$39,332.80	\$39,332.80

Employer Name/Employer Address	Graph	Count	Mean Wage	Median Wage	Lowest Wage	Highest Wage
Totals	Graph	1	\$39,332.80	\$39,332.80	\$39,332.80	\$39,332.80

Employer Name/Worksite Address	Graph	Count	Mean Wage	Median Wage	Lowest Wage	Highest Wage
AMART WHOLESALE INC, 25-11 HUNTERS POINT AVENUE, LONG ISLAND CITY, NY (https://www.google.com/maps/place/25-11%20HUNTERS%20POINT%20AVENUE,LONG%20ISLAND%20CITY,NY)	Graph	1	\$39,332.80	\$39,332.80	\$39,332.80	\$39,332.80
Totals	Graph	1	\$39,332.80	\$39,332.80	\$39,332.80	\$39,332.80

Latitude: 40.740694 Longitude: -73.983416

Employer Name/Employer Address	Graph	Count	Mean Wage	Median Wage	Lowest Wage
RENEE COOLEY LIGHTING DESIGN INC, 137 EAST 25TH STREET 11TH FLR, NEW YORK, NY (https://www.google.com/maps/place/137%20EAST%2025TH%20STREET%20%20%2011TH%20FLR,NEW%20YORK,NY)	Graph	1	\$52,000.00	\$52,000.00	\$52,000.00
Totals	Graph	1	\$52,000.00	\$52,000.00	\$52,000.00

Employer Name/Worksite Address	Graph	Count	Mean Wage	Median Wage	Lowest Wage
RENEE COOLEY LIGHTING DESIGN INC, 137 EAST 25TH STREET 11TH FLR, NEW YORK, NY (https://www.google.com/maps/place/137%20EAST%2025TH%20STREET%20%20%2011TH%20FLR,NEW%20YORK,NY)	Graph	1	\$52,000.00	\$52,000.00	\$52,000.00
Totals	Graph	1	\$52,000.00	\$52,000.00	\$52,000.00

Latitude: 40.740709 Longitude: -73.991751

Employer Name/Worksite Address	Graph	Count	Mean Wage	Median Wage	Lowest Wage	Highest Wage
AUTODESK, INC., 38 WEST 21ST STREET, NEW YORK, NY (https://www.google.com/maps/place/38%20WEST%2021ST%20STREET,NEW%20YORK,NY)	Graph	1	\$91,562.00	\$91,562.00	\$91,562.00	\$91,562.00
Totals	Graph	1	\$91,562.00	\$91,562.00	\$91,562.00	\$91,562.00

Latitude: 40.740716 Longitude: -73.994475

Employer Name/Employer Address	Graph	Count	Mean Wage	Median Wage	Lowest Wage	Highest Wage
INFOR (US), INC., 641 AVENUE OF THE AMERICAS, NEW YORK, NY (https://www.google.com/maps/place/641%20AVENUE%20OF%20THE%20AMERICAS,NEW%20YORK,NY)	Graph	22	\$93,522.01	\$92,000.00	\$65,000.00	\$131,248.00
Totals	Graph	22	\$93,522.01	\$92,000.00	\$65,000.00	\$131,248.00

Employer Name/Worksite Address	Graph	Count	Mean Wage	Median Wage	Lowest Wage
MICROSOFT CORPORATION, 641 AVENUE OF THE AMERICAS, 7TH FLOOR, NEW YORK, NY (https://www.google.com/maps/place/641%20AVENUE%20OF%20THE%20AMERICAS,%207TH%20FLOOR,NEW%20YORK,NY)	Graph	1	\$155,485.00	\$155,485.00	\$155,485.00
INFOR (US), INC., 641 SIXTH AVENUE, NEW YORK, NY (https://www.google.com/maps/place/641%20SIXTH%20AVENUE,NEW%20YORK,NY)	Graph	2	\$120,624.00	\$110,000.00	\$110,000.00
HCL AMERICA, INC., 641 6TH AVENUE, NEW YORK, NY (https://www.google.com/maps/place/641%206TH%20AVENUE,NEW%20YORK,NY)	Graph	15	\$97,004.33	\$95,701.00	\$90,000.00
MICROSOFT CORPORATION, 641 AVENUE OF THE AMERICAS, NEW YORK, NY (https://www.google.com/maps/place/641%20AVENUE%20OF%20THE%20AMERICAS,NEW%20YORK,NY)	Graph	15	\$97,986.08	\$92,000.00	\$65,000.00
Totals	Graph	33	\$100,654.22	\$95,701.00	\$65,000.00

Latitude: 40.740723 Longitude: -73.958587

Employer Name/Employer Address	Graph	Count	Mean Wage	Median Wage	Lowest Wage	Highest Wage
IFRESH INC., 2-39 54TH AVENUE, LONG ISLAND CITY, NY (https://www.google.com/maps/place/2-39%2054TH%20AVENUE,LONG%20ISLAND%20CITY,NY)	Graph	1	\$150,000.00	\$150,000.00	\$150,000.00	\$150,000.00
STRONG AMERICA LIMITED, 2-39 54TH AVENUE, LONG ISLAND CITY, NY (https://www.google.com/maps/place/2-39%2054TH%20AVENUE,LONG%20ISLAND%20CITY,NY)	Graph	1	\$56,721.60	\$56,721.60	\$56,721.60	\$56,721.60
NEW YORK MART GROUP INC., 2-39 54TH AVENUE, LONG ISLAND CITY, NY (https://www.google.com/maps/place/2-39%2054TH%20AVENUE,LONG%20ISLAND%20CITY,NY)	Graph	7	\$56,320.46	\$57,449.60	\$39,000.00	\$65,748.80
Totals	Graph	9	\$66,773.87	\$57,449.60	\$39,000.00	\$150,000.00

Employer Name/Worksite Address	Graph	Count	Mean Wage	Median Wage	Lowest Wage	Highest Wage
NEW YORK MART GROUP INC., 2-39 54TH AVENUE, LONG ISLAND CITY, NY (https://www.google.com/maps/place/2-39%2054TH%20AVENUE,LONG%20ISLAND%20CITY,NY)	Graph	9	\$66,773.87	\$57,449.60	\$39,000.00	\$150,000.00
Totals	Graph	9	\$66,773.87	\$57,449.60	\$39,000.00	\$150,000.00

Latitude: 40.740748 Longitude: -74.001879

Employer Name/Worksite Address	Graph	Count	Mean Wage	Median Wage	Lowest Wage	Highest Wage
GOOGLE INC., 111 8TH AVENUE, NEW YORK CITY, NY (https://www.google.com/maps/place/111%208TH%20AVENUE,NEW%20YORK%20CITY,NY)	Graph	1	\$110,000.00	\$110,000.00	\$110,000.00	\$110,000.00
SRNL INTERNATIONAL, INC, GOOGLE INC 111 8TH AVE, NEW YORK, NY (https://www.google.com/maps/place/GOOGLE%20INC%20111%208TH%20AVE,NEW%20YORK,NY)	Graph	1	\$66,000.00	\$66,000.00	\$66,000.00	\$66,000.00
TATA CONSULTANCY SERVICES LIMITED, 111 8TH AVENUE 13TH FLOOR, NEW YORK, NY, NY (https://www.google.com/maps/place/111%208TH%20AVENUE%2013TH%20FLOOR,NEW%20YORK,%20NY,NY)	Graph	1	\$71,781.00	\$71,781.00	\$71,781.00	\$71,781.00
TATA CONSULTANCY SERVICES LIMITED, 111 8TH AVENUE 13TH FLOOR,, NEW YORK, NY (https://www.google.com/maps/place/111%208TH%20AVENUE%2013TH%20FLOOR,,NEW%20YORK,NY)	Graph	1	\$71,781.00	\$71,781.00	\$71,781.00	\$71,781.00
TATA CONSULTANCY SERVICES LIMITED, 111 8TH AVENUE 13TH FLOOR,, NEW YORK, NY, NY (https://www.google.com/maps/place/111%208TH%20AVENUE%2013TH%20FLOOR,,NEW%20YORK,%20NY,NY)	Graph	1	\$63,690.00	\$63,690.00	\$63,690.00	\$63,690.00
TATA CONSULTANCY SERVICES LIMITED, 111 EIGHT AVENUE, NEW YORK, NY (https://www.google.com/maps/place/111%20EIGHT%20AVENUE,NEW%20YORK,NY)	Graph	1	\$69,701.00	\$69,701.00	\$69,701.00	\$69,701.00
UST GLOBAL INC., 111 8TH AVENUE, 13TH FLOOR, NEW YORK, NY (https://www.google.com/maps/place/111%208TH%20AVENUE,%2013TH%20FLOOR,NEW%20YORK,NY)	Graph	1	\$77,500.00	\$77,500.00	\$77,500.00	\$77,500.00
MERCURY SYSTEMS, INC., GOOGLE, NEW YORK, NY (https://www.google.com/maps/place/GOOGLE,NEW%20YORK,NY)	Graph	2	\$76,128.00	\$74,880.00	\$74,880.00	\$76,128.00
GLOBAL DATA MART INC., 111 8TH AVE #13, NEW YORK, NY (https://www.google.com/maps/place/111%208TH%20AVE%20#13,NEW%20YORK,NY)	Graph	3	\$70,480.67	\$70,221.00	\$70,221.00	\$70,480.67
INNOVACCER INC., 111 8TH AVE., NEW YORK, NY (https://www.google.com/maps/place/111%208TH%20AVE,,NEW%20YORK,NY)	Graph	3	\$113,333.33	\$90,000.00	\$90,000.00	\$113,333.33
MINDTREE LIMITED, 111 8TH AVENUE 13TH FLOOR, NEW YORK, NY (https://www.google.com/maps/place/111%208TH%20AVENUE%2013TH%20FLOOR,NEW%20YORK,NY)	Graph	20	\$84,864.00	\$84,864.00	\$84,864.00	\$84,864.00
EPAM SYSTEMS, INC, 111 8TH AVE, NEW YORK, NY (https://www.google.com/maps/place/111%208TH%20AVE,NEW%20YORK,NY)	Graph	27	\$98,099.41	\$75,795.00	\$60,000.00	\$198,000.00
MERCURY SYSTEMS, INC, 111 8TH AVENUE, NEW YORK, NY (https://www.google.com/maps/place/111%208TH%20AVENUE,NEW%20YORK,NY)	Graph	154	\$108,399.97	\$90,376.00	\$60,000.00	\$240,000.00
Totals	Graph	216	\$103,119.03	\$84,864.00	\$60,000.00	\$240,000.00

Latitude: 40.740748 Longitude: -73.995147

Employer Name/Employer Address	Graph	Count	Mean Wage	Median Wage	Lowest Wage	Highest Wage
PRESCHOOL OF THE ARTS/CHABAD OF GRAMERCY PARK, 121 WEST 19TH STREET, NEW YORK, NY (https://www.google.com/maps/place/121%20WEST%2019TH%20STREET,NEW%20YORK,NY)	Graph	1	\$34,000.00	\$34,000.00	\$34,000.00	\$34,000.00

Employer Name/Employer Address	Graph	Count	Mean Wage	Median Wage	Lowest Wage	Highest Wage
Totals	Graph	1	\$34,000.00	\$34,000.00	\$34,000.00	\$34,000.00

Employer Name/Worksite Address	Graph	Count	Mean Wage	Median Wage	Lowest Wage	Highest Wage
PRESCHOOL OF THE ARTS/CHABAD OF GRAMERCY PARK, 121 WEST 19TH STREET, NEW YORK, NY (https://www.google.com/maps/place/121%20WEST%2019TH%20STREET,NEW%20YORK,NY)	Graph	1	\$34,000.00	\$34,000.00	\$34,000.00	\$34,000.00
Totals	Graph	1	\$34,000.00	\$34,000.00	\$34,000.00	\$34,000.00

Latitude: 40.740775 Longitude: -73.985523

Employer Name/Employer Address	Graph	Count	Mean Wage	Median Wage	Lowest Wage	Highest Wage
REELIO LABS, LLC, 121 E 24TH ST, NEW YORK, NY (https://www.google.com/maps/place/121%20E%2024TH%20ST,NEW%20YORK,NY)	Graph	1	\$103,500.00	\$103,500.00	\$103,500.00	\$103,500.00
THE EARNEST RESEARCH COMPANY, 121 E. 24TH STREET, 7TH FLOOR, NEW YORK, NY (https://www.google.com/maps/place/121%20E.%2024TH%20STREET,%207TH%20FLOOR,NEW%20YORK,NY)	Graph	3	\$75,782.00	\$80,000.00	\$57,346.00	\$90,000.00
Totals	Graph	4	\$82,711.50	\$80,000.00	\$57,346.00	\$103,500.00

Employer Name/Worksite Address	Graph	Count	Mean Wage	Median Wage	Lowest Wage	Highest Wage
REELIO LABS, LLC, 121 E 24TH ST, NEW YORK, NY (https://www.google.com/maps/place/121%20E%2024TH%20ST,NEW%20YORK,NY)	Graph	1	\$103,500.00	\$103,500.00	\$103,500.00	\$103,500.00
THE EARNEST RESEARCH COMPANY, 121 E. 24TH STREET, 7TH FLOOR, NEW YORK, NY (https://www.google.com/maps/place/121%20E.%2024TH%20STREET,%207TH%20FLOOR,NEW%20YORK,NY)	Graph	3	\$75,782.00	\$80,000.00	\$57,346.00	\$90,000.00
Totals	Graph	4	\$82,711.50	\$80,000.00	\$57,346.00	\$103,500.00

Latitude: 40.740778 Longitude: -73.916223

Employer Name/Employer Address	Graph	Count	Mean Wage	Median Wage	Lowest Wage	Highest Wage
CAPITAL ONE CONSTRUCTION CORP., 49-10 47TH AVE, WOODSIDE, NY (https://www.google.com/maps/place/49-10%2047TH%20AVE,WOODSIDE,NY)	Graph	1	\$53,061.00	\$53,061.00	\$53,061.00	\$53,061.00
Totals	Graph	1	\$53,061.00	\$53,061.00	\$53,061.00	\$53,061.00

Employer Name/Worksite Address	Graph	Count	Mean Wage	Median Wage	Lowest Wage	Highest Wage
CAPITAL ONE CONSTRUCTION CORP., 49-10 47TH AVE., WOODSIDE, NY (https://www.google.com/maps/place/49-10%2047TH%20AVE.,WOODSIDE,NY)	Graph	3	\$54,040.67	\$53,061.00	\$53,061.00	\$56,000.00
Totals	Graph	3	\$54,040.67	\$53,061.00	\$53,061.00	\$56,000.00

Latitude: 40.740803 Longitude: -73.985589

Employer Name/Employer Address	Graph	Count	Mean Wage	Median Wage	Lowest Wage	Highest Wage
BEAUTIFUL MODERN WORLD, INC., 117 EAST 24TH STREET, STE 2D, NEW YORK, NY (https://www.google.com/maps/place/117%20EAST%2024TH%20STREET,%20STE%202D,NEW%20YORK,NY)	Graph	1	\$49,920.00	\$49,920.00	\$49,920.00	\$49,920.00
Totals	Graph	1	\$49,920.00	\$49,920.00	\$49,920.00	\$49,920.00

Employer Name/Worksite Address	Graph	Count	Mean Wage	Median Wage	Lowest Wage	Highest Wage
BEAUTIFUL MODERN WORLD, INC., 117 EAST 24TH STREET, STE 2D, NEW YORK, NY (https://www.google.com/maps/place/117%20EAST%2024TH%20STREET,%20STE%202D,NEW%20YORK,NY)	Graph	1	\$49,920.00	\$49,920.00	\$49,920.00	\$49,920.00

Employer Name/Worksite Address	Graph	Count	Mean Wage	Median Wage	Lowest Wage	Highest Wage
Totals	Graph	1	\$49,920.00	\$49,920.00	\$49,920.00	\$49,920.00

Latitude: 40.740833 Longitude: -74.007053

Employer Name/Worksite Address	Graph	Count	Mean Wage	Median Wage	Lowest Wage	Highest Wage
RAG & BONE INDUSTRIES LLC, 425 WEST 13TH STREET, 3RD FLOOR, NEW YORK, NY (https://www.google.com/maps/place/425%20WEST%2013TH%20STREET,%203RD%20FLOOR,NEW%20YORK,NY)	Graph	1	\$80,000.00	\$80,000.00	\$80,000.00	\$80,000.00
RAG & BONE INDUSTRIES LLC, 425 WEST 13TH STREET, NEW YORK, NY (https://www.google.com/maps/place/425%20WEST%2013TH%20STREET,NEW%20YORK,NY)	Graph	3	\$158,333.33	\$130,000.00	\$70,000.00	\$200,000.00
Totals	Graph	4	\$138,750.00	\$80,000.00	\$70,000.00	\$200,000.00

Employer Name/Worksite Address	Graph	Count	Mean Wage	Median Wage	Lowest Wage	Highest Wage
RAG & BONE INDUSTRIES LLC, 425 WEST 13TH STREET, NEW YORK, NY (https://www.google.com/maps/place/425%20WEST%2013TH%20STREET,NEW%20YORK,NY)	Graph	5	\$120,000.00	\$80,000.00	\$45,000.00	\$275,000.00
Totals	Graph	5	\$120,000.00	\$80,000.00	\$45,000.00	\$275,000.00

Latitude: 40.74085 Longitude: -73.992087

Employer Name/Worksite Address	Graph	Count	Mean Wage	Median Wage	Lowest Wage	Highest Wage
ALEX DICKERSON CONSULTING, LLC, 48 WEST 21ST STREET, NEW YORK, NY (https://www.google.com/maps/place/48%20WEST%2021ST%20STREET,NEW%20YORK,NY)	Graph	1	\$38,771.00	\$38,771.00	\$38,771.00	\$38,771.00
LION & LAMB COMMUNICATIONS, LLC, 48 WEST 21ST STREET, 6TH FLOOR, NEW YORK, NY (https://www.google.com/maps/place/48%20WEST%2021ST%20STREET,%206TH%20FLOOR,NEW%20YORK,NY)	Graph	1	\$38,771.20	\$38,771.20	\$38,771.20	\$38,771.20
LION & LAMB COMMUNICATIONS, LLC, 48 WEST 21ST STREET, FLOOR 6, NEW YORK CITY, NY (https://www.google.com/maps/place/48%20WEST%2021ST%20STREET,%20FLOOR%206,NEW%20YORK%20CITY,NY)	Graph	1	\$49,000.00	\$49,000.00	\$49,000.00	\$49,000.00
STONESTREET STUDIOS, 48 WEST 21ST STREET 8TH FLOOR, NEW YORK, NY (https://www.google.com/maps/place/48%20WEST%2021ST%20STREET%208TH%20FLOOR,NEW%20YORK,NY)	Graph	1	\$60,320.00	\$60,320.00	\$60,320.00	\$60,320.00
Totals	Graph	4	\$46,715.55	\$38,771.20	\$38,771.00	\$60,320.00

Employer Name/Worksite Address	Graph	Count	Mean Wage	Median Wage	Lowest Wage	Highest Wage
ALEX DICKERSON CONSULTING, LLC, 48 WEST 21ST STREET, NEW YORK, NY (https://www.google.com/maps/place/48%20WEST%2021ST%20STREET,NEW%20YORK,NY)	Graph	1	\$38,771.00	\$38,771.00	\$38,771.00	\$38,771.00
STONESTREET STUDIOS, 48 WEST 21ST STREET 8TH FLOOR, NEW YORK, NY (https://www.google.com/maps/place/48%20WEST%2021ST%20STREET%208TH%20FLOOR,NEW%20YORK,NY)	Graph	1	\$60,320.00	\$60,320.00	\$60,320.00	\$60,320.00
LION & LAMB COMMUNICATIONS, LLC, 48 WEST 21ST STREET, 6TH FLOOR, NEW YORK, NY (https://www.google.com/maps/place/48%20WEST%2021ST%20STREET,%206TH%20FLOOR,NEW%20YORK,NY)	Graph	2	\$43,885.60	\$38,771.20	\$38,771.20	\$49,000.00
Totals	Graph	4	\$46,715.55	\$38,771.20	\$38,771.00	\$60,320.00

Latitude: 40.740855 Longitude: -73.97613

Employer Name/Worksite Address	Graph	Count	Mean Wage	Median Wage	Lowest Wage	Highest Wage
IMMUNE PHARMACEUTICALS INC., 430 EAST 29TH STREET, NEW YORK, NY (https://www.google.com/maps/place/430%20EAST%2029TH%20STREET,NEW%20YORK,NY)	Graph	1	\$108,000.00	\$108,000.00	\$108,000.00	\$108,000.00
ROCHE TCRC, INC., 430 E. 29TH STREET, NEW YORK, NY (https://www.google.com/maps/place/430%20E.%2029TH%20STREET,NEW%20YORK,NY)	Graph	1	\$135,242.00	\$135,242.00	\$135,242.00	\$135,242.00
Totals	Graph	2	\$121,621.00	\$108,000.00	\$108,000.00	\$135,242.00

Employer Name/Worksite Address	Graph	Count	Mean Wage	Median Wage	Lowest Wage	Highest Wage
NEW YORK UNIVERSITY SCHOOL OF MEDICINE, 430 EAST 29TH STREET, NEW YORK, NY (https://www.google.com/maps/place/430%20EAST%2029TH%20STREET,NEW%20YORK,NY)	Graph	14	\$74,925.29	\$65,000.00	\$47,476.00	\$135,242.00
Totals	Graph	14	\$74,925.29	\$65,000.00	\$47,476.00	\$135,242.00

Latitude: 40.740895 Longitude: -73.995495

Employer Name/Worksite Address	Graph	Count	Mean Wage	Median Wage	Lowest Wage	Highest Wage
GLIDESLOPE, LLC, 133 WEST 19TH STREET, NEW YORK, NY (https://www.google.com/maps/place/133%20WEST%2019TH%20STREET,NEW%20YORK,NY)	Graph	1	\$91,495.00	\$91,495.00	\$91,495.00	\$91,495.00
XAL INC., 133 WEST 19TH STREET, NEW YORK, NY (https://www.google.com/maps/place/133%20WEST%2019TH%20STREET,NEW%20YORK,NY)	Graph	1	\$50,400.00	\$50,400.00	\$50,400.00	\$50,400.00
Totals	Graph	2	\$70,947.50	\$50,400.00	\$50,400.00	\$91,495.00

Employer Name/Worksite Address	Graph	Count	Mean Wage	Median Wage	Lowest Wage	Highest Wage
GLIDESLOPE, LLC, 133 WEST 19TH STREET, NEW YORK, NY (https://www.google.com/maps/place/133%20WEST%2019TH%20STREET,NEW%20YORK,NY)	Graph	2	\$70,947.50	\$50,400.00	\$50,400.00	\$91,495.00
Totals	Graph	2	\$70,947.50	\$50,400.00	\$50,400.00	\$91,495.00

Latitude: 40.740905 Longitude: -73.949841

Employer Name/Worksite Address	Graph	Count	Mean Wage	Median Wage	Lowest Wage	Highest Wage
MAVI NEW YORK, INC., 51-02 21ST STREET, 6TH FLOOR, LONG ISLAND CITY, NY (https://www.google.com/maps/place/51-02%2021ST%20STREET,%206TH%20FLOOR,LONG%20ISLAND%20CITY,NY)	Graph	1	\$47,466.00	\$47,466.00	\$47,466.00	\$47,466.00
Totals	Graph	1	\$47,466.00	\$47,466.00	\$47,466.00	\$47,466.00

Employer Name/Worksite Address	Graph	Count	Mean Wage	Median Wage	Lowest Wage	Highest Wage
MAVI NEW YORK, INC., 51-02 21ST STREET, 6TH FLOOR, LONG ISLAND CITY, NY (https://www.google.com/maps/place/51-02%2021ST%20STREET,%206TH%20FLOOR,LONG%20ISLAND%20CITY,NY)	Graph	1	\$47,466.00	\$47,466.00	\$47,466.00	\$47,466.00
Totals	Graph	1	\$47,466.00	\$47,466.00	\$47,466.00	\$47,466.00

Latitude: 40.740907 Longitude: -73.985758

Employer Name/Worksite Address	Graph	Count	Mean Wage	Median Wage	Lowest Wage	Highest Wage
BDO USA, LLP, 325 PARK AVENUE S, NEW YORK, NY (https://www.google.com/maps/place/325%20PARK%20AVENUE%20S,NEW%20YORK,NY)	Graph	1	\$129,000.00	\$129,000.00	\$129,000.00	\$129,000.00
Totals	Graph	1	\$129,000.00	\$129,000.00	\$129,000.00	\$129,000.00

Latitude: 40.740931 Longitude: -73.991939

Employer Name/Worksite Address	Graph	Count	Mean Wage	Median Wage	Lowest Wage	Highest Wage
RYALL SHERIDAN ARCHITECTS LLP, 45 W 21 STREET 4TH FLOOR, NEW YORK, NY (https://www.google.com/maps/place/45%20W%2021%20STREET%204TH%20FLOOR,NEW%20YORK,NY)	Graph	1	\$83,000.00	\$83,000.00	\$83,000.00	\$83,000.00
TWO ONE TWO DESIGN, 45 WEST 21ST STREET, SUITE 403, NEW YORK, NY (https://www.google.com/maps/place/45%20WEST%2021ST%20STREET,%20SUITE%20403,NEW%20YORK,NY)	Graph	1	\$68,000.00	\$68,000.00	\$68,000.00	\$68,000.00
KNOTCH INC., 45 W 21ST ST, NEW YORK, NY (https://www.google.com/maps/place/45%20W%2021ST%20ST,NEW%20YORK,NY)	Graph	2	\$122,500.00	\$110,000.00	\$110,000.00	\$133,000.00

Employer Name/Employer Address	Graph	Count	Mean Wage	Median Wage	Lowest Wage	Hi V
Totals	Graph	4	\$99,000.00	\$83,000.00	\$68,000.00	\$13:

Employer Name/Worksite Address	Graph	Count	Mean Wage	Median Wage	Lowest Wage	Hi V
TWO ONE TWO DESIGN, 45 WEST 21ST STREET, SUITE 403, NEW YORK, NY (https://www.google.com/maps/place/45%20WEST%2021ST%20STREET,%20SUITE%20403,NEW%20YORK,NY)	Graph	1	\$68,000.00	\$68,000.00	\$68,000.00	\$68:
KNOTCH, INC., 45 W 21ST ST., NEW YORK, NY (https://www.google.com/maps/place/45%20W%2021ST%20ST.,NEW%20YORK,NY)	Graph	3	\$118,333.33	\$110,000.00	\$110,000.00	\$13:
Totals	Graph	4	\$105,750.00	\$110,000.00	\$68,000.00	\$13:

Latitude: 40.740935 Longitude: -73.992288

Employer Name/Employer Address	Graph	Count	Mean Wage	Median Wage	Lowest Wage	Highest Wage
FRAMPTON CO LLC, 54 WEST 21ST STREET, NEW YORK, NY (https://www.google.com/maps/place/54%20WEST%2021ST%20STREET,NEW%20YORK,NY)	Graph	1	\$40,000.00	\$40,000.00	\$40,000.00	\$40,000.00
HYPER LABS, INC, 54 W 21ST ST, NEW YORK, NY (https://www.google.com/maps/place/54%20W%2021ST%20ST,NEW%20YORK,NY)	Graph	1	\$125,000.00	\$125,000.00	\$125,000.00	\$125,000.00
MOSCHEL INC., 54 WEST 21ST ST, NEW YORK, NY (https://www.google.com/maps/place/54%20WEST%2021ST%20ST,NEW%20YORK,NY)	Graph	1	\$46,675.20	\$46,675.20	\$46,675.20	\$46,675.20
EMPIRE SQUARE GROUP LLC, 54 WEST 21ST STREET, NEW YORK, NY (https://www.google.com/maps/place/54%20WEST%2021ST%20STREET,NEW%20YORK,NY)	Graph	2	\$62,874.50	\$60,000.00	\$60,000.00	\$65,749.00
HYPER LABS, INC., 54 W 21ST STREET, NEW YORK, NY (https://www.google.com/maps/place/54%20W%2021ST%20STREET,NEW%20YORK,NY)	Graph	2	\$175,000.00	\$175,000.00	\$175,000.00	\$175,000.00
Totals	Graph	7	\$98,203.46	\$65,749.00	\$40,000.00	\$175,000.00

Employer Name/Worksite Address	Graph	Count	Mean Wage	Median Wage	Lowest Wage	Highest Wage
HYPER LABS, INC., 54 W 21ST ST, NEW YORK, NY (https://www.google.com/maps/place/54%20W%2021ST%20ST,NEW%20YORK,NY)	Graph	1	\$175,000.00	\$175,000.00	\$175,000.00	\$175,000.00
MOSCHEL INC., 54 WEST 21ST ST, NEW YORK, NY (https://www.google.com/maps/place/54%20WEST%2021ST%20ST,NEW%20YORK,NY)	Graph	1	\$46,675.20	\$46,675.20	\$46,675.20	\$46,675.20
EMPIRE SQUARE GROUP LLC, 54 WEST 21ST STREET, NEW YORK, NY (https://www.google.com/maps/place/54%20WEST%2021ST%20STREET,NEW%20YORK,NY)	Graph	2	\$62,874.50	\$60,000.00	\$60,000.00	\$65,749.00
LATENTVIEW ANALYTICS CORPORATION, 54 W 21ST STREET, NEW YORK, NY (https://www.google.com/maps/place/54%20W%2021ST%20STREET,NEW%20YORK,NY)	Graph	3	\$128,000.00	\$125,000.00	\$84,000.00	\$175,000.00
Totals	Graph	7	\$104,489.17	\$84,000.00	\$46,675.20	\$175,000.00

Latitude: 40.740942 Longitude: -73.984343

Employer Name/Employer Address	Graph	Count	Mean Wage	Median Wage	Lowest Wage	Highest Wage
FLORALISTIC LLC, 122 E 25TH STREET, NEW YORK, NY (https://www.google.com/maps/place/122%20E%2025TH%20STREET,NEW%20YORK,NY)	Graph	3	\$104,970.67	\$95,680.00	\$86,112.00	\$133,120.00
Totals	Graph	3	\$104,970.67	\$95,680.00	\$86,112.00	\$133,120.00

Employer Name/Worksite Address	Graph	Count	Mean Wage	Median Wage	Lowest Wage	Highest Wage
FLORALISTIC LLC, 122 EAST 25TH STREET, NEW YORK, NY (https://www.google.com/maps/place/122%20EAST%2025TH%20STREET,NEW%20YORK,NY)	Graph	1	\$95,680.00	\$95,680.00	\$95,680.00	\$95,680.00
FLORALISTIC LLC, 122 E 25TH STREET, NEW YORK, NY (https://www.google.com/maps/place/122%20E%2025TH%20STREET,NEW%20YORK,NY)	Graph	2	\$109,616.00	\$86,112.00	\$86,112.00	\$133,120.00
Totals	Graph	3	\$104,970.67	\$95,680.00	\$86,112.00	\$133,120.00

Latitude: 40.741019 Longitude: -73.990049

Employer Name/Employer Address	Graph	Count	Mean Wage	Median Wage	Lowest Wage	Highest Wage
MISRA & ASSOCIATES P.C., 174 FIFTH AVENUE, NEW YORK, NY (https://www.google.com/maps/place/174%20FIFTH%20AVENUE,NEW%20YORK,NY)	Graph	1	\$41,600.00	\$41,600.00	\$41,600.00	\$41,600.00
MISRA & ASSOCIATES, P.C., 174 5TH AVENUE, NEW YORK, NY (https://www.google.com/maps/place/174%205TH%20AVENUE,NEW%20YORK,NY)	Graph	2	\$39,000.00	\$39,000.00	\$39,000.00	\$39,000.00
Totals	Graph	3	\$39,866.67	\$39,000.00	\$39,000.00	\$41,600.00

Employer Name/Worksite Address	Graph	Count	Mean Wage	Median Wage	Lowest Wage	Highest Wage
MISRA & ASSOCIATES P.C., 174 FIFTH AVENUE, NEW YORK, NY (https://www.google.com/maps/place/174%20FIFTH%20AVENUE,NEW%20YORK,NY)	Graph	1	\$41,600.00	\$41,600.00	\$41,600.00	\$41,600.00
RYALL SHERIDAN ARCHITECTS LLP, 174 5TH AVENUE, SUITE 300, NEW YORK, NY (https://www.google.com/maps/place/174%205TH%20AVENUE,%20SUITE%20300,NEW%20YORK,NY)	Graph	1	\$83,000.00	\$83,000.00	\$83,000.00	\$83,000.00
MISRA & ASSOCIATES, P.C., 174 5TH AVENUE, NEW YORK, NY (https://www.google.com/maps/place/174%205TH%20AVENUE,NEW%20YORK,NY)	Graph	2	\$39,000.00	\$39,000.00	\$39,000.00	\$39,000.00
Totals	Graph	4	\$50,650.00	\$39,000.00	\$39,000.00	\$83,000.00

Latitude: 40.741022 Longitude: -73.990579

Employer Name/Employer Address	Graph	Count	Mean Wage	Median Wage	Lowest Wage	Highest Wage
289 HOSPITALITY LLC, 16 WEST 22ND STREET, NEW YORK, NY (https://www.google.com/maps/place/16%20WEST%2022ND%20STREET,NEW%20YORK,NY)	Graph	1	\$145,000.00	\$145,000.00	\$145,000.00	\$145,000.00
CLICK 3X LLC, 16 WEST 22ND STREET, NEW YORK, NY (https://www.google.com/maps/place/16%20WEST%2022ND%20STREET,NEW%20YORK,NY)	Graph	1	\$67,995.20	\$67,995.20	\$67,995.20	\$67,995.20
CLICK 3X, 16 WEST 22ND STREET, NEW YORK, NY (https://www.google.com/maps/place/16%20WEST%2022ND%20STREET,NEW%20YORK,NY)	Graph	1	\$51,417.60	\$51,417.60	\$51,417.60	\$51,417.60
CLOUDTALK INC., 16 WEST 22ND STREET, NEW YORK, NY (https://www.google.com/maps/place/16%20WEST%2022ND%20STREET,NEW%20YORK,NY)	Graph	1	\$100,000.00	\$100,000.00	\$100,000.00	\$100,000.00
HOTWIRE PUBLIC RELATIONS GROUP LLC, 16 WEST 22ND STREET, NEW YORK, NY (https://www.google.com/maps/place/16%20WEST%2022ND%20STREET,NEW%20YORK,NY)	Graph	1	\$135,000.00	\$135,000.00	\$135,000.00	\$135,000.00
SIMS GROUP USA HOLDINGS CORP., 16 WEST 22ND STREET, NEW YORK, NY (https://www.google.com/maps/place/16%20WEST%2022ND%20STREET,NEW%20YORK,NY)	Graph	1	\$228,800.00	\$228,800.00	\$228,800.00	\$228,800.00
SIMS GROUP USA HOLDINGS CORPORATION, 16 WEST 22ND STREET, NEW YORK, NY (https://www.google.com/maps/place/16%20WEST%2022ND%20STREET,NEW%20YORK,NY)	Graph	1	\$824,000.00	\$824,000.00	\$824,000.00	\$824,000.00
ARCHITECTURE + INFORMATION PC, 16 WEST 22ND STREET, NEW YORK, NY (https://www.google.com/maps/place/16%20WEST%2022ND%20STREET,NEW%20YORK,NY)	Graph	2	\$54,978.40	\$39,956.80	\$39,956.80	\$70,000.00
ARCHITECTURE+INFORMATION PC, 16 WEST 22ND STREET, NEW YORK, NY (https://www.google.com/maps/place/16%20WEST%2022ND%20STREET,NEW%20YORK,NY)	Graph	2	\$70,000.00	\$70,000.00	\$70,000.00	\$70,000.00
CLOUDTALK INC, 16 WEST 22ND STREET, NEW YORK, NY (https://www.google.com/maps/place/16%20WEST%2022ND%20STREET,NEW%20YORK,NY)	Graph	2	\$100,000.00	\$100,000.00	\$100,000.00	\$100,000.00
HOTWIRE PUBLIC RELATIONS GROUP, LLC, 16 WEST 22ND STREET, NEW YORK, NY (https://www.google.com/maps/place/16%20WEST%2022ND%20STREET,NEW%20YORK,NY)	Graph	2	\$92,851.00	\$92,851.00	\$92,851.00	\$92,851.00
VISIBLE ALPHA, LLC, 16 WEST 22ND STREET, NEW YORK, NY (https://www.google.com/maps/place/16%20WEST%2022ND%20STREET,NEW%20YORK,NY)	Graph	2	\$77,500.00	\$70,000.00	\$70,000.00	\$85,000.00
SWARMNYC LLC, 16 WEST 22ND ST., NEW YORK, NY (https://www.google.com/maps/place/16%20WEST%2022ND%20ST.,NEW%20YORK,NY)	Graph	3	\$75,000.00	\$80,000.00	\$65,000.00	\$80,000.00
Totals	Graph	20	\$128,393.58	\$80,000.00	\$39,956.80	\$824,000.00

Employer Name/Worksite Address	Graph	Count	Mean Wage	Median Wage	Lowest Wage	Highest Wage
HOTWIRE PUBLIC RELATIONS GROUP, LLC, 16 WEST 22ND STREET, NEW YORK, NY (https://www.google.com/maps/place/16%20WEST%2022ND%20STREET,NEW%20YORK,NY)	Graph	16	\$143,117.28	\$92,851.00	\$39,956.80	\$824,000.00
Totals	Graph	16	\$143,117.28	\$92,851.00	\$39,956.80	\$824,000.00

Latitude: 40.741055 Longitude: -73.987937

Employer Name/Worksite Address	Graph	Count	Mean Wage	Median Wage	Lowest Wage	Highest Wage
WIPRO LLC, 10 MADISON AVE, NEW YORK, NY (https://www.google.com/maps/place/10%20MADISON%20AVE,NEW%20YORK,NY)	Graph	3	\$71,781.00	\$71,781.00	\$71,781.00	\$71,781.00
Totals	Graph	3	\$71,781.00	\$71,781.00	\$71,781.00	\$71,781.00

Latitude: 40.741069 Longitude: -73.999537

Employer Name/Worksite Address	Graph	Count	Mean Wage	Median Wage	Lowest Wage	Highest Wage
TWITTER, INC., 245 W. 17TH STREET, NEW YORK, NY (https://www.google.com/maps/place/245%20W.%2017TH%20STREET,NEW%20YORK,NY)	Graph	1	\$160,000.00	\$160,000.00	\$160,000.00	\$160,000.00
TWITTER, INC., 245 W. 17TH ST., NEW YORK, NY (https://www.google.com/maps/place/245%20W.%2017TH%20ST.,NEW%20YORK,NY)	Graph	4	\$147,500.00	\$140,000.00	\$105,000.00	\$200,000.00
TWITTER, INC., 245 W 17TH STREET, NEW YORK, NY (https://www.google.com/maps/place/245%20W%2017TH%20STREET,NEW%20YORK,NY)	Graph	61	\$81,901.97	\$90,813.00	\$70,221.00	\$165,000.00
Totals	Graph	66	\$87,060.91	\$90,813.00	\$70,221.00	\$200,000.00

Latitude: 40.741073 Longitude: -73.9907

Employer Name/Employer Address	Graph	Count	Mean Wage	Median Wage	Lowest Wage	Highest Wage
GROK, LLC, 20 WEST 22ND STREET, NEW YORK, NY (https://www.google.com/maps/place/20%20WEST%2022ND%20STREET,NEW%20YORK,NY)	Graph	1	\$76,211.00	\$76,211.00	\$76,211.00	\$76,211.00
INDEX EXCHANGE USA, LLC, 20 WEST 22ND STREET, NEW YORK, NY (https://www.google.com/maps/place/20%20WEST%2022ND%20STREET,NEW%20YORK,NY)	Graph	1	\$245,000.00	\$245,000.00	\$245,000.00	\$245,000.00
MYRIAD TRAVEL MARKETING, 20 W 22ND STREET, NEW YORK, NY (https://www.google.com/maps/place/20%20W%2022ND%20STREET,NEW%20YORK,NY)	Graph	1	\$99,000.00	\$99,000.00	\$99,000.00	\$99,000.00
TSS-TRANSPORT SIMULATION SYSTEMS INC., 20 WEST 22ND ST, NEW YORK, NY (https://www.google.com/maps/place/20%20WEST%2022ND%20ST,NEW%20YORK,NY)	Graph	2	\$85,000.00	\$50,000.00	\$50,000.00	\$120,000.00
MULTINET INTERNATIONAL INC., 20 WEST 22ND STREET, NEW YORK, NY (https://www.google.com/maps/place/20%20WEST%2022ND%20STREET,NEW%20YORK,NY)	Graph	3	\$76,509.87	\$76,169.60	\$58,200.00	\$95,160.00
SOME SPIDER INC., 20 WEST 22ND STREET, NEW YORK, NY (https://www.google.com/maps/place/20%20WEST%2022ND%20STREET,NEW%20YORK,NY)	Graph	3	\$60,000.00	\$55,000.00	\$55,000.00	\$70,000.00
Totals	Graph	11	\$90,885.51	\$76,169.60	\$50,000.00	\$245,000.00

Employer Name/Worksite Address	Graph	Count	Mean Wage	Median Wage	Lowest Wage	Highest Wage
INDEX EXCHANGE USA, LLC, 20 W. 22ND STREET, NEW YORK, NY (https://www.google.com/maps/place/20%20W.%2022ND%20STREET,NEW%20YORK,NY)	Graph	1	\$245,000.00	\$245,000.00	\$245,000.00	\$245,000.00
MYRIAD TRAVEL MARKETING, 20 W 22ND STREET, NEW YORK, NY (https://www.google.com/maps/place/20%20W%2022ND%20STREET,NEW%20YORK,NY)	Graph	1	\$99,000.00	\$99,000.00	\$99,000.00	\$99,000.00
REDOWL ANALYTICS, INC., 20 WEST 22ND STREET, SUITE 709, NEW YORK, NY (https://www.google.com/maps/place/20%20WEST%2022ND%20STREET,%20SUITE%20709,NEW%20YORK,NY)	Graph	1	\$115,000.00	\$115,000.00	\$115,000.00	\$115,000.00
TSS-TRANSPORT SIMULATION SYSTEMS INC., 20 WEST 22ND ST, NEW YORK, NY (https://www.google.com/maps/place/20%20WEST%2022ND%20ST,NEW%20YORK,NY)	Graph	2	\$85,000.00	\$50,000.00	\$50,000.00	\$120,000.00
MMGY GLOBAL, LLC, 20 WEST 22ND STREET, NEW YORK, NY (https://www.google.com/maps/place/20%20WEST%2022ND%20STREET,NEW%20YORK,NY)	Graph	9	\$77,371.18	\$76,169.60	\$55,000.00	\$115,000.00
Totals	Graph	14	\$94,667.19	\$76,211.00	\$50,000.00	\$245,000.00

Latitude: 40.741095 Longitude: -74.002781

Employer Name/Worksite Address	Graph	Count	Mean Wage	Median Wage	Lowest Wage	Highest Wage
--------------------------------	-------	-------	-----------	-------------	-------------	--------------

Employer Name/Worksite Address	Graph	Count	Mean Wage	Median Wage	Lowest Wage	Highest Wage
RADUS TEK SERVICES, INC, GOOGLE, NEW YORK, NY (https://www.google.com/maps/place/GOOGLE,NEW%20YORK,NY)	Graph	1	\$65,749.00	\$65,749.00	\$65,749.00	\$65,749.00
TATA CONSULTANCY SERVICES LIMITED, 111 EIGHTH AVENUE, NEW YORK, NY (https://www.google.com/maps/place/111%20EIGHTH%20AVENUE,NEW%20YORK,NY)	Graph	12	\$87,029.86	\$75,795.00	\$71,781.00	\$124,493.26
Totals	Graph	13	\$85,392.87	\$75,795.00	\$65,749.00	\$124,493.26

Latitude: 40.741108 Longitude: -74.005581

Employer Name/Worksite Address	Graph	Count	Mean Wage	Median Wage	Lowest Wage	Highest Wage
APPLE INC., 401 WEST 14TH STREET, NEW YORK, NY (https://www.google.com/maps/place/401%20WEST%2014TH%20STREET,NEW%20YORK,NY)	Graph	1	\$115,586.00	\$115,586.00	\$115,586.00	\$115,586.00
PHASECAPITAL LP, 401 W. 14TH STREET, NEW YORK, NY (https://www.google.com/maps/place/401%20W.%2014TH%20STREET,NEW%20YORK,NY)	Graph	2	\$195,000.00	\$195,000.00	\$195,000.00	\$195,000.00
Totals	Graph	3	\$168,528.67	\$195,000.00	\$115,586.00	\$195,000.00

Latitude: 40.741118 Longitude: -73.999653

Employer Name/Worksite Address	Graph	Count	Mean Wage	Median Wage	Lowest Wage	Highest Wage
TWITTER, INC., 249 W 17TH ST, NEW YORK, NY (https://www.google.com/maps/place/249%20W%2017TH%20ST,NEW%20YORK,NY)	Graph	1	\$150,000.00	\$150,000.00	\$150,000.00	\$150,000.00
TWITTER, INC., 249 W 17TH STREET, NEW YORK, NY (https://www.google.com/maps/place/249%20W%2017TH%20STREET,NEW%20YORK,NY)	Graph	1	\$165,000.00	\$165,000.00	\$165,000.00	\$165,000.00
TWITTER, INC., 249 W. 17TH STREET, NEW YORK, NY (https://www.google.com/maps/place/249%20W.%2017TH%20STREET,NEW%20YORK,NY)	Graph	1	\$150,000.00	\$150,000.00	\$150,000.00	\$150,000.00
Totals	Graph	3	\$155,000.00	\$150,000.00	\$150,000.00	\$165,000.00

Latitude: 40.741144 Longitude: -73.990528

Employer Name/Worksite Address	Graph	Count	Mean Wage	Median Wage	Lowest Wage	Highest Wage
EMBLEM NYC, LLC, 7 WEST 22ND STREET, NEW YORK, NY (https://www.google.com/maps/place/7%20WEST%2022ND%20STREET,NEW%20YORK,NY)	Graph	1	\$38,771.00	\$38,771.00	\$38,771.00	\$38,771.00
Totals	Graph	1	\$38,771.00	\$38,771.00	\$38,771.00	\$38,771.00

Employer Name/Worksite Address	Graph	Count	Mean Wage	Median Wage	Lowest Wage	Highest Wage
EMBLEM NYC, LLC, 7 WEST 22ND STREET, NEW YORK, NY (https://www.google.com/maps/place/7%20WEST%2022ND%20STREET,NEW%20YORK,NY)	Graph	1	\$38,771.00	\$38,771.00	\$38,771.00	\$38,771.00
Totals	Graph	1	\$38,771.00	\$38,771.00	\$38,771.00	\$38,771.00

Latitude: 40.741149 Longitude: -73.987712

Employer Name/Worksite Address	Graph	Count	Mean Wage	Median Wage	Lowest Wage	Highest Wage
CREDIT SUISSE ASSET MANAGEMENT LLC, ELEVEN MADISON AVENUE, NEW YORK, NY (https://www.google.com/maps/place/ELEVEN%20MADISON%20AVENUE,NEW%20YORK,NY)	Graph	5	\$128,100.00	\$125,000.00	\$110,500.00	\$160,000.00
YEXT, INC., 1 MADISON AVENUE, 5TH FLOOR, NEW YORK, NY (https://www.google.com/maps/place/1%20MADISON%20AVENUE,%205TH%20FLOOR,NEW%20YORK,NY)	Graph	7	\$136,928.57	\$130,000.00	\$110,000.00	\$175,000.00
Totals	Graph	12	\$133,250.00	\$125,000.00	\$110,000.00	\$175,000.00

Employer Name/Worksite Address	Graph	Count	Mean Wage	Median Wage	Lowest Wage	Highest Wage
APPLAB SYSTEMS, INC, 1 MADISON AVENUE, NYC, NY (https://www.google.com/maps/place/1%20MADISON%20AVENUE,NYC,NY)	Graph	1	\$105,000.00	\$105,000.00	\$105,000.00	\$105,000.00
POPULUS GROUP LLC, 1 MADISON AVE., NEW YORK, NY (https://www.google.com/maps/place/1%20MADISON%20AVE.,NEW%20YORK,NY)	Graph	1	\$72,800.00	\$72,800.00	\$72,800.00	\$72,800.00
SAIANA TECHNOLOGIES INC, 1 MADISON AVENUE, NEWYORK, NY (https://www.google.com/maps/place/1%20MADISON%20AVENUE,NEWYORK,NY)	Graph	1	\$148,000.00	\$148,000.00	\$148,000.00	\$148,000.00
TECHNO BYTES INC, 1 MADISON AVE, NEW YORK CITY, NY (https://www.google.com/maps/place/1%20MADISON%20AVE,NEW%20YORK%20CITY,NY)	Graph	1	\$64,813.00	\$64,813.00	\$64,813.00	\$64,813.00
WIPRO LIMITED, , ONE MADISON AVENUE, NEW YORK, NY (https://www.google.com/maps/place/,%20ONE%20MADISON%20AVENUE,NEW%20YORK,NY)	Graph	1	\$71,781.00	\$71,781.00	\$71,781.00	\$71,781.00
TATA CONSULTANCY SERVICES LIMITED, ONE MADISON AVENUE,, NEW YORK, NY (https://www.google.com/maps/place/ONE%20MADISON%20AVENUE,,NEW%20YORK,NY)	Graph	2	\$71,781.00	\$71,781.00	\$71,781.00	\$71,781.00
CORE EDUCATION & TECHNOLOGIES LTD, ONE MADISON AVE, NEW YORK, NY (https://www.google.com/maps/place/ONE%20MADISON%20AVE,NEW%20YORK,NY)	Graph	3	\$93,057.67	\$92,768.00	\$75,000.00	\$111,405.00
BAHA INDUSTRIES CORP., CREDIT SUISSE, NEW YORK, NY (https://www.google.com/maps/place/CREDIT%20SUISSE,NEW%20YORK,NY)	Graph	7	\$108,483.29	\$111,405.00	\$53,165.00	\$169,000.00
YEXT, INC., 1 MADISON AVENUE, 5TH FLOOR, NEW YORK, NY (https://www.google.com/maps/place/1%20MADISON%20AVENUE,%205TH%20FLOOR,NEW%20YORK,NY)	Graph	7	\$136,928.57	\$130,000.00	\$110,000.00	\$175,000.00
WIPRO LIMITED, 1 MADISON AVE, NEW YORK, NY (https://www.google.com/maps/place/1%20MADISON%20AVE,NEW%20YORK,NY)	Graph	24	\$87,348.04	\$88,317.00	\$71,000.00	\$125,000.00
CREDIT SUISSE SECURITIES (USA) LLC, ELEVEN MADISON AVENUE, NEW YORK, NY (https://www.google.com/maps/place/ELEVEN%20MADISON%20AVENUE,NEW%20YORK,NY)	Graph	30	\$129,775.57	\$112,000.00	\$56,000.00	\$280,000.00
TECHLAND INC, 1 MADISON AVENUE, NEW YORK, NY (https://www.google.com/maps/place/1%20MADISON%20AVENUE,NEW%20YORK,NY)	Graph	34	\$106,007.41	\$115,586.00	\$71,781.00	\$129,000.00
CREDIT SUISSE SECURITIES (USA) LLC, ONE MADISON AVENUE, NEW YORK, NY (https://www.google.com/maps/place/ONE%20MADISON%20AVENUE,NEW%20YORK,NY)	Graph	140	\$122,505.54	\$118,000.00	\$60,000.00	\$250,000.00
Totals	Graph	252	\$116,458.96	\$112,000.00	\$53,165.00	\$280,000.00

Latitude: 40.741157 Longitude: -73.985575

Employer Name/Employer Address	Graph	Count	Mean Wage	Median Wage	Lowest Wage	Highest Wage
WHOSAY, INC., 333 PARK AVENUE SOUTH, NEW YORK, NY (https://www.google.com/maps/place/333%20PARK%20AVENUE%20SOUTH,NEW%20YORK,NY)	Graph	1	\$50,000.00	\$50,000.00	\$50,000.00	\$50,000.00
Totals	Graph	1	\$50,000.00	\$50,000.00	\$50,000.00	\$50,000.00

Employer Name/Worksite Address	Graph	Count	Mean Wage	Median Wage	Lowest Wage	Highest Wage
WHOSAY, INC., 333 PARK AVENUE SOUTH, NEW YORK, NY (https://www.google.com/maps/place/333%20PARK%20AVENUE%20SOUTH,NEW%20YORK,NY)	Graph	1	\$50,000.00	\$50,000.00	\$50,000.00	\$50,000.00
Totals	Graph	1	\$50,000.00	\$50,000.00	\$50,000.00	\$50,000.00

Latitude: 40.741197 Longitude: -73.984949

Employer Name/Employer Address	Graph	Count	Mean Wage	Median Wage	Lowest Wage	Highest Wage
BRETT HELSHAM DESIGNS LLC, 110 EAST 25TH STREET, NEW YORK, NY (https://www.google.com/maps/place/110%20EAST%2025TH%20STREET,NEW%20YORK,NY)	Graph	1	\$40,000.00	\$40,000.00	\$40,000.00	\$40,000.00
BVN LLC, 110 E 25TH STREET, NEW YORK, NY (https://www.google.com/maps/place/110%20E%2025TH%20STREET,NEW%20YORK,NY)	Graph	1	\$99,985.60	\$99,985.60	\$99,985.60	\$99,985.60
HUNT & GATHER INC., 110 EAST 25TH STREET, NEW YORK, NY (https://www.google.com/maps/place/110%20EAST%2025TH%20STREET,NEW%20YORK,NY)	Graph	1	\$92,000.00	\$92,000.00	\$92,000.00	\$92,000.00
LIGHTHOUSE CREATIVE WORKS COMPANY, 110 EAST 25TH STREET, NEW YORK, NY (https://www.google.com/maps/place/110%20EAST%2025TH%20STREET,NEW%20YORK,NY)	Graph	1	\$93,000.00	\$93,000.00	\$93,000.00	\$93,000.00

Employer Name/Employer Address	Graph	Count	Mean Wage	Median Wage	Lowest Wage	Highest Wage
THE AMERICAN PROJECTS LLC, 110 E 25TH STREET, NEW YORK, NY (https://www.google.com/maps/place/110%20E%2025TH%20STREET,NEW%20YORK,NY)	Graph	1	\$100,000.00	\$100,000.00	\$100,000.00	\$100,000.00
PORTER AND SAIL, INC., 110 E 25TH STREET, NEW YORK, NY (https://www.google.com/maps/place/110%20E%2025TH%20STREET,NEW%20YORK,NY)	Graph	2	\$84,364.50	\$79,227.00	\$79,227.00	\$89,502.00
Totals	Graph	7	\$84,816.37	\$92,000.00	\$40,000.00	\$100,000.00

Employer Name/Worksite Address	Graph	Count	Mean Wage	Median Wage	Lowest Wage	Highest Wage
BVN LLC, 110 E 25TH STREET, NEW YORK, NY (https://www.google.com/maps/place/110%20E%2025TH%20STREET,NEW%20YORK,NY)	Graph	4	\$92,178.65	\$89,502.00	\$79,227.00	\$100,000.00
LIGHTHOUSE CREATIVE WORKS COMPANY, 110 EAST 25TH STREET, NEW YORK, NY (https://www.google.com/maps/place/110%20EAST%2025TH%20STREET,NEW%20YORK,NY)	Graph	5	\$91,364.16	\$92,000.00	\$40,000.00	\$185,000.00
Totals	Graph	9	\$91,726.16	\$92,000.00	\$40,000.00	\$185,000.00

Latitude: 40.741203 Longitude: -73.942046

Employer Name/Worksite Address	Graph	Count	Mean Wage	Median Wage	Lowest Wage	Highest Wage
MANA PRODUCTS, INC., 27-11 49TH AVENUE, LONG ISLAND CITY, NY (https://www.google.com/maps/place/27-11%2049TH%20AVENUE,LONG%20ISLAND%20CITY,NY)	Graph	3	\$77,459.00	\$74,256.00	\$60,299.00	\$97,822.00
Totals	Graph	3	\$77,459.00	\$74,256.00	\$60,299.00	\$97,822.00

Latitude: 40.741215 Longitude: -73.998409

Employer Name/Employer Address	Graph	Count	Mean Wage	Median Wage	Lowest Wage	Highest Wage
CLARIFAI, INC., 218 WEST 18TH STREET, NEW YORK, NY (https://www.google.com/maps/place/218%20WEST%2018TH%20STREET,NEW%20YORK,NY)	Graph	1	\$120,000.00	\$120,000.00	\$120,000.00	\$120,000.00
YIELDMO, INC., 218 WEST 18TH ST., 2ND FLOOR, NEW YORK, NY (https://www.google.com/maps/place/218%20WEST%2018TH%20ST.,%202ND%20FLOOR,NEW%20YORK,NY)	Graph	1	\$165,000.00	\$165,000.00	\$165,000.00	\$165,000.00
YIELDMO, INC., 218 WEST 18TH STREET, NEW YORK, NY (https://www.google.com/maps/place/218%20WEST%2018TH%20STREET,NEW%20YORK,NY)	Graph	1	\$224,000.00	\$224,000.00	\$224,000.00	\$224,000.00
Totals	Graph	3	\$169,666.67	\$165,000.00	\$120,000.00	\$224,000.00

Employer Name/Worksite Address	Graph	Count	Mean Wage	Median Wage	Lowest Wage	Highest Wage
YIELDMO, INC., 218 WEST 18TH STREET, 2ND FLOOR, NEW YORK, NY (https://www.google.com/maps/place/218%20WEST%2018TH%20STREET,%202ND%20FLOOR,NEW%20YORK,NY)	Graph	1	\$170,000.00	\$170,000.00	\$170,000.00	\$170,000.00
CLARIFAI, INC., 218 WEST 18TH STREET, NEW YORK, NY (https://www.google.com/maps/place/218%20WEST%2018TH%20STREET,NEW%20YORK,NY)	Graph	3	\$138,933.33	\$120,000.00	\$72,800.00	\$170,000.00
Totals	Graph	4	\$146,700.00	\$120,000.00	\$72,800.00	\$170,000.00

Latitude: 40.74125 Longitude: -73.947283

Employer Name/Employer Address	Graph	Count	Mean Wage	Median Wage	Lowest Wage	Highest Wage
TOWN & GARDENS, LTD., 50-02 23RD STREET, LONG ISLAND CITY, NY (https://www.google.com/maps/place/50-02%2023RD%20STREET,LONG%20ISLAND%20CITY,NY)	Graph	1	\$45,760.00	\$45,760.00	\$45,760.00	\$45,760.00
Totals	Graph	1	\$45,760.00	\$45,760.00	\$45,760.00	\$45,760.00

Employer Name/Worksite Address	Graph	Count	Mean Wage	Median Wage	Lowest Wage	Highest Wage
--------------------------------	-------	-------	-----------	-------------	-------------	--------------

Employer Name/Worksite Address	Graph	Count	Mean Wage	Median Wage	Lowest Wage	Highest Wage
TOWN & GARDENS, LTD., 50-02 23RD STREET, LONG ISLAND CITY, NY (https://www.google.com/maps/place/50-02%2023RD%20STREET, LONG%20ISLAND%20CITY, NY)	Graph	1	\$45,760.00	\$45,760.00	\$45,760.00	\$45,760.00
Totals	Graph	1	\$45,760.00	\$45,760.00	\$45,760.00	\$45,760.00

Latitude: 40.741251 Longitude: -73.904493

Employer Name/Worksite Address	Graph	Count	Mean Wage	Median Wage	Lowest Wage	Highest Wage
BIG SIX PHARMACY CORP, 61-10 QUEENS BLVD, WOODSIDE, NY (https://www.google.com/maps/place/61-10%20QUEENS%20BLVD, WOODSIDE, NY)	Graph	1	\$93,600.00	\$93,600.00	\$93,600.00	\$93,600.00
EVOTECH SOLUTIONS INC., 59-29 QUEENS BLVD., WOODSIDE, NY (https://www.google.com/maps/place/59-29%20QUEENS%20BLVD., WOODSIDE, NY)	Graph	1	\$80,000.00	\$80,000.00	\$80,000.00	\$80,000.00
Totals	Graph	2	\$86,800.00	\$80,000.00	\$80,000.00	\$93,600.00

Employer Name/Worksite Address	Graph	Count	Mean Wage	Median Wage	Lowest Wage	Highest Wage
BIG SIX PHARMACY CORP, 61-10 QUEENS BLVD, WOODSIDE, NY (https://www.google.com/maps/place/61-10%20QUEENS%20BLVD, WOODSIDE, NY)	Graph	1	\$93,600.00	\$93,600.00	\$93,600.00	\$93,600.00
EVOTECH SOLUTIONS INC., 59-29 QUEENS BLVD., WOODSIDE, NY (https://www.google.com/maps/place/59-29%20QUEENS%20BLVD., WOODSIDE, NY)	Graph	1	\$80,000.00	\$80,000.00	\$80,000.00	\$80,000.00
Totals	Graph	2	\$86,800.00	\$80,000.00	\$80,000.00	\$93,600.00

Latitude: 40.741308 Longitude: -73.985211

Employer Name/Worksite Address	Graph	Count	Mean Wage	Median Wage	Lowest Wage	Highest Wage
L & K PARTNERS, INC., 104 EAST 25TH STREET, NEW YORK, NY (https://www.google.com/maps/place/104%20EAST%2025TH%20STREET, NEW%20YORK, NY)	Graph	2	\$130,000.00	\$130,000.00	\$130,000.00	\$130,000.00
Totals	Graph	2	\$130,000.00	\$130,000.00	\$130,000.00	\$130,000.00

Employer Name/Worksite Address	Graph	Count	Mean Wage	Median Wage	Lowest Wage	Highest Wage
L & K PARTNERS, INC., 104 EAST 25TH STREET, NEW YORK, NY (https://www.google.com/maps/place/104%20EAST%2025TH%20STREET, NEW%20YORK, NY)	Graph	2	\$130,000.00	\$130,000.00	\$130,000.00	\$130,000.00
Totals	Graph	2	\$130,000.00	\$130,000.00	\$130,000.00	\$130,000.00

Latitude: 40.741317 Longitude: -73.994038

Employer Name/Worksite Address	Graph	Count	Mean Wage	Median Wage	Lowest Wage
EBAY INC., 625 AVENUE OF THE AMERICAS, NEW YORK CITY, NY (https://www.google.com/maps/place/625%20AVENUE%20OF%20THE%20AMERICAS, NEW%20YORK%20CITY, NY)	Graph	1	\$135,000.00	\$135,000.00	\$135,000.00
EBAY INC., 625 AVENUE OF THE AMERICAS, NEW YORK, NY (https://www.google.com/maps/place/625%20AVENUE%20OF%20THE%20AMERICAS, NEW%20YORK, NY)	Graph	5	\$154,050.40	\$150,000.00	\$113,000.00
Totals	Graph	6	\$150,875.33	\$145,000.00	\$113,000.00

Latitude: 40.741385 Longitude: -73.998385

Employer Name/Worksite Address	Graph	Count	Mean Wage	Median Wage	Lowest Wage	Highest Wage
TECHNOSOFT CORPORATION, 200 WEST STREET, NEW YORK, NY (https://www.google.com/maps/place/200%20WEST%20STREET, NEW%20YORK, NY)	Graph	1	\$120,000.00	\$120,000.00	\$120,000.00	\$120,000.00

Employer Name/Worksite Address	Graph	Count	Mean Wage	Median Wage	Lowest Wage	Highest Wage
Totals	Graph	1	\$120,000.00	\$120,000.00	\$120,000.00	\$120,000.00

Latitude: 40.741507 Longitude: -73.995125

Employer Name/Worksite Address	Graph	Count	Mean Wage	Median Wage	Lowest Wage	Highest Wage
PROGRAMMATIC MECHANICS, LLC, 135 W 20TH ST., NEW YORK, NY (https://www.google.com/maps/place/135%20W%2020TH%20ST.,NEW%20YORK,NY)	Graph	1	\$70,221.00	\$70,221.00	\$70,221.00	\$70,221.00
JOSH HELD DESIGN, LLC, 135 WEST 20TH STREET, NEW YORK, NY (https://www.google.com/maps/place/135%20WEST%2020TH%20STREET,NEW%20YORK,NY)	Graph	2	\$49,798.00	\$42,500.00	\$42,500.00	\$57,096.00
Totals	Graph	3	\$56,605.67	\$57,096.00	\$42,500.00	\$70,221.00

Employer Name/Worksite Address	Graph	Count	Mean Wage	Median Wage	Lowest Wage	Highest Wage
PROGRAMMATIC MECHANICS, LLC, 135 W 20TH ST., NEW YORK, NY (https://www.google.com/maps/place/135%20W%2020TH%20ST.,NEW%20YORK,NY)	Graph	1	\$70,221.00	\$70,221.00	\$70,221.00	\$70,221.00
TROV, INC., 135 W. 20TH STREET, NEW YORK, NY (https://www.google.com/maps/place/135%20W.%2020TH%20STREET,NEW%20YORK,NY)	Graph	1	\$135,000.00	\$135,000.00	\$135,000.00	\$135,000.00
JOSH HELD DESIGN, LLC, 135 WEST 20TH STREET, NEW YORK, NY (https://www.google.com/maps/place/135%20WEST%2020TH%20STREET,NEW%20YORK,NY)	Graph	2	\$49,798.00	\$42,500.00	\$42,500.00	\$57,096.00
Totals	Graph	4	\$76,204.25	\$57,096.00	\$42,500.00	\$135,000.00

Latitude: 40.741534 Longitude: -74.002464

Employer Name/Worksite Address	Graph	Count	Mean Wage	Median Wage	Lowest Wage	Highest Wage
MONETAGO INC., 333 WEST 16TH STREET, NEW YORK, NY (https://www.google.com/maps/place/333%20WEST%2016TH%20STREET,NEW%20YORK,NY)	Graph	3	\$92,666.67	\$110,000.00	\$48,000.00	\$120,000.00
Totals	Graph	3	\$92,666.67	\$110,000.00	\$48,000.00	\$120,000.00

Employer Name/Worksite Address	Graph	Count	Mean Wage	Median Wage	Lowest Wage	Highest Wage
MONETAGO INC., 333 WEST 16TH STREET, NEW YORK, NY (https://www.google.com/maps/place/333%20WEST%2016TH%20STREET,NEW%20YORK,NY)	Graph	1	\$48,000.00	\$48,000.00	\$48,000.00	\$48,000.00
Totals	Graph	1	\$48,000.00	\$48,000.00	\$48,000.00	\$48,000.00

Latitude: 40.74158 Longitude: -73.987406

Employer Name/Worksite Address	Graph	Count	Mean Wage	Median Wage	Lowest Wage	Highest Wage
BIRTH OF THE COOL, LLC, 11 MADISON AVENUE, NEW YORK, NY (https://www.google.com/maps/place/11%20MADISON%20AVENUE,NEW%20YORK,NY)	Graph	1	\$88,629.00	\$88,629.00	\$88,629.00	\$88,629.00
COMPETITIVE MEDIA REPORTING LLC, 11 MADISON AVENUE, NEW YORK, NY (https://www.google.com/maps/place/11%20MADISON%20AVENUE,NEW%20YORK,NY)	Graph	1	\$97,471.00	\$97,471.00	\$97,471.00	\$97,471.00
ICODIA, INC., 11 MADISON AVENUE, NEW YORK, NY (https://www.google.com/maps/place/11%20MADISON%20AVENUE,NEW%20YORK,NY)	Graph	1	\$70,000.00	\$70,000.00	\$70,000.00	\$70,000.00
MILLWARD BROWN LLC, 11 MADISON AVE, NEW YORK, NY (https://www.google.com/maps/place/11%20MADISON%20AVE,NEW%20YORK,NY)	Graph	1	\$83,901.00	\$83,901.00	\$83,901.00	\$83,901.00
TNS CUSTOM RESEARCH, INC. - KANTAR WORLDPANEL, 11 MADISON AVENUE, NEW YORK, NY (https://www.google.com/maps/place/11%20MADISON%20AVENUE,NEW%20YORK,NY)	Graph	1	\$93,855.60	\$93,855.60	\$93,855.60	\$93,855.60
KANTAR LLC, 11 MADISON AVENUE, NEW YORK, NY (https://www.google.com/maps/place/11%20MADISON%20AVENUE,NEW%20YORK,NY)	Graph	3	\$193,333.33	\$180,000.00	\$90,000.00	\$310,000.00

Employer Name/Employer Address	Graph	Count	Mean Wage	Median Wage	Lowest Wage	Highest Wage
CREDIT SUISSE SERVICES (USA) LLC, 11 MADISON AVENUE, NEW YORK, NY (https://www.google.com/maps/place/11%20MADISON%20AVENUE,NEW%20YORK,NY)	Graph	83	\$114,396.16	\$110,000.00	\$52,015.00	\$280,000.00
CREDIT SUISSE SECURITIES (USA) LLC, 11 MADISON AVENUE, NEW YORK, NY (https://www.google.com/maps/place/11%20MADISON%20AVENUE,NEW%20YORK,NY)	Graph	188	\$140,480.10	\$125,000.00	\$62,000.00	\$600,000.00
Totals	Graph	279	\$132,326.16	\$122,000.00	\$52,015.00	\$600,000.00

Employer Name/Worksite Address	Graph	Count	Mean Wage	Median Wage	Lowest Wage	Highest Wage
ABAL TECHNOLOGIES, INC, 11 MADISON AVE., NEW YORK,, NY (https://www.google.com/maps/place/11%20MADISON%20AVE,,NEW%20YORK,,NY)	Graph	1	\$64,813.00	\$64,813.00	\$64,813.00	\$64,813.00
ASTIR TECHNOLOGIES LLC, 11 MADISON AVENUE, MANHATTAN, NY (https://www.google.com/maps/place/11%20MADISON%20AVENUE,MANHATTAN,NY)	Graph	1	\$110,500.00	\$110,500.00	\$110,500.00	\$110,500.00
BAHA INDUSTRIES CORP., CREDIT SUISSE: 11 MADISON AVE, NEW YORK, NY (https://www.google.com/maps/place/CREDIT%20SUISSE:%2011%20MADISON%20AVE,NEW%20YORK,NY)	Graph	1	\$150,000.00	\$150,000.00	\$150,000.00	\$150,000.00
BUSINESS INTELLI SOLUTIONS INC, 11 MADISON AVENUE, NEWYORK, NY (https://www.google.com/maps/place/11%20MADISON%20AVENUE,NEWYORK,NY)	Graph	1	\$60,000.00	\$60,000.00	\$60,000.00	\$60,000.00
KANTAR LLC, 11 MADISON AVENUE., NEW YORK, NY (https://www.google.com/maps/place/11%20MADISON%20AVENUE,,NEW%20YORK,NY)	Graph	1	\$90,000.00	\$90,000.00	\$90,000.00	\$90,000.00
VERTIV INC, CREDIT SUISSE, NEW YORK CITY, NY (https://www.google.com/maps/place/CREDIT%20SUISSE,NEW%20YORK%20CITY,NY)	Graph	3	\$72,000.00	\$70,500.00	\$70,500.00	\$75,000.00
VERTIV INC, 11 MADISON AVE., NEW YORK, NY (https://www.google.com/maps/place/11%20MADISON%20AVE,,NEW%20YORK,NY)	Graph	4	\$86,700.00	\$86,700.00	\$86,700.00	\$86,700.00
ATYETI, INC., CREDIT SUISSE, NEW YORK, NY (https://www.google.com/maps/place/CREDIT%20SUISSE,NEW%20YORK,NY)	Graph	6	\$137,475.17	\$124,987.00	\$84,864.00	\$200,000.00
COMPUNNEL SOFTWARE GROUP, INC., 11 MADISON AVE, NEW YORK, NY (https://www.google.com/maps/place/11%20MADISON%20AVE,NEW%20YORK,NY)	Graph	40	\$91,957.43	\$84,198.00	\$60,000.00	\$310,000.00
ERP ANALYSTS, INC., 11 MADISON AVENUE, NEW YORK, NY (https://www.google.com/maps/place/11%20MADISON%20AVENUE,NEW%20YORK,NY)	Graph	285	\$103,370.41	\$79,000.00	\$52,015.00	\$600,000.00
Totals	Graph	343	\$102,046.15	\$84,198.00	\$52,015.00	\$600,000.00

Latitude: 40.741581 Longitude: -73.998938

Employer Name/Employer Address	Graph	Count	Mean Wage	Median Wage	Lowest Wage	Highest Wage
WILLIAM WEGMAN, 239 WEST 18TH STREET, NEW YORK, NY (https://www.google.com/maps/place/239%20WEST%2018TH%20STREET,NEW%20YORK,NY)	Graph	1	\$58,240.00	\$58,240.00	\$58,240.00	\$58,240.00
Totals	Graph	1	\$58,240.00	\$58,240.00	\$58,240.00	\$58,240.00

Employer Name/Worksite Address	Graph	Count	Mean Wage	Median Wage	Lowest Wage	Highest Wage
WILLIAM WEGMAN, 239 WEST 18TH STREET, NEW YORK, NY (https://www.google.com/maps/place/239%20WEST%2018TH%20STREET,NEW%20YORK,NY)	Graph	1	\$58,240.00	\$58,240.00	\$58,240.00	\$58,240.00
Totals	Graph	1	\$58,240.00	\$58,240.00	\$58,240.00	\$58,240.00

Latitude: 40.741641 Longitude: -73.989591

Employer Name/Employer Address	Graph	Count	Mean Wage	Median Wage	Lowest Wage	Highest Wage
GREYHEALTH GROUP, 200 5TH AVENUE, NEW YORK, NY (https://www.google.com/maps/place/200%205TH%20AVENUE,NEW%20YORK,NY)	Graph	1	\$63,000.00	\$63,000.00	\$63,000.00	\$63,000.00
TIFFANY AND COMPANY, 200 FIFTH AVENUE, NEW YORK, NY (https://www.google.com/maps/place/200%20FIFTH%20AVENUE,NEW%20YORK,NY)	Graph	1	\$70,165.00	\$70,165.00	\$70,165.00	\$70,165.00
YOUNG & RUBICAM INC. - COHN & WOLFE, 200 5TH AVENUE, NEW YORK, NY (https://www.google.com/maps/place/200%205TH%20AVENUE,NEW%20YORK,NY)	Graph	1	\$46,675.00	\$46,675.00	\$46,675.00	\$46,675.00

Employer Name/Employer Address	Graph	Count	Mean Wage	Median Wage	Lowest Wage	Highest Wage
FOVA INC., 200 FIFTH AVENUE, NEW YORK, NY (https://www.google.com/maps/place/200%20FIFTH%20AVENUE,NEW%20YORK,NY)	Graph	2	\$52,075.00	\$41,150.00	\$41,150.00	\$63,000.00
GREYHEALTH GROUP LLC, 200 FIFTH AVE, NEW YORK, NY (https://www.google.com/maps/place/200%20FIFTH%20AVE,NEW%20YORK,NY)	Graph	2	\$106,000.00	\$102,000.00	\$102,000.00	\$110,000.00
GREYHEALTH GROUP, LLC, 200 5TH AVENUE, NEW YORK, NY (https://www.google.com/maps/place/200%205TH%20AVENUE,NEW%20YORK,NY)	Graph	2	\$90,000.00	\$80,000.00	\$80,000.00	\$100,000.00
GREYHEALTH GROUP, LLC, 200 FIFTH AVENUE, NEW YORK, NY (https://www.google.com/maps/place/200%20FIFTH%20AVENUE,NEW%20YORK,NY)	Graph	2	\$81,125.00	\$77,250.00	\$77,250.00	\$85,000.00
FLATIRON HEALTH, INC., 200 5TH AVENUE, NEW YORK, NY (https://www.google.com/maps/place/200%205TH%20AVENUE,NEW%20YORK,NY)	Graph	9	\$126,111.11	\$125,000.00	\$95,000.00	\$160,000.00
GREY GLOBAL GROUP, LLC, 200 FIFTH AVENUE, NEW YORK, NY (https://www.google.com/maps/place/200%20FIFTH%20AVENUE,NEW%20YORK,NY)	Graph	11	\$106,909.09	\$80,000.00	\$47,000.00	\$260,000.00
Totals	Graph	31	\$101,588.39	\$100,000.00	\$41,150.00	\$260,000.00

Employer Name/Worksite Address	Graph	Count	Mean Wage	Median Wage	Lowest Wage	Highest Wage
EATALY USA, LLC, 200 5TH AVENUE, NEW YORK, NY (https://www.google.com/maps/place/200%205TH%20AVENUE,NEW%20%20YORK,NY)	Graph	1	\$120,000.00	\$120,000.00	\$120,000.00	\$120,000.00
FLATIRON HEALTH, INC., 200 5TH AVE, NEW YORK, NY (https://www.google.com/maps/place/200%205TH%20AVE,NEW%20YORK,NY)	Graph	1	\$145,000.00	\$145,000.00	\$145,000.00	\$145,000.00
FLATIRON HEALTH, INC., 200 5TH AVENUE, NEW YORK, NY (https://www.google.com/maps/place/200%205TH%20AVENUE,NEW%20YORK,NY)	Graph	10	\$113,800.00	\$120,000.00	\$63,000.00	\$160,000.00
GREY GLOBAL GROUP, LLC, 200 FIFTH AVENUE, NEW YORK, NY (https://www.google.com/maps/place/200%20FIFTH%20AVENUE,NEW%20YORK,NY)	Graph	17	\$98,064.12	\$80,000.00	\$46,675.00	\$260,000.00
Totals	Graph	29	\$105,865.17	\$102,000.00	\$46,675.00	\$260,000.00

Latitude: 40.741643 Longitude: -73.64326

Employer Name/Employer Address	Graph	Count	Mean Wage	Median Wage	Lowest Wage	Highest Wage
WINTHROP UNIVERSITY HOSPITAL, 259 FIRST STREET, MINEOLA, NY (https://www.google.com/maps/place/259%20FIRST%20STREET,MINEOLA,NY)	Graph	17	\$84,595.00	\$72,149.00	\$63,711.00	\$225,000.00
Totals	Graph	17	\$84,595.00	\$72,149.00	\$63,711.00	\$225,000.00

Employer Name/Worksite Address	Graph	Count	Mean Wage	Median Wage	Lowest Wage	Highest Wage
WINTHROP UNIVERSITY HOSPITAL, 259 FIRST STREET, MINEOLA, NY (https://www.google.com/maps/place/259%20FIRST%20STREET,MINEOLA,NY)	Graph	11	\$91,900.45	\$72,149.00	\$63,711.00	\$225,000.00
Totals	Graph	11	\$91,900.45	\$72,149.00	\$63,711.00	\$225,000.00

Latitude: 40.741645 Longitude: -74.007181

Employer Name/Employer Address	Graph	Count	Mean Wage	Median Wage	Lowest Wage	Highest Wage
DVF STUDIO, LLC, 440 WEST 14TH STREET, NEW YORK, NY (https://www.google.com/maps/place/440%20WEST%2014TH%20STREET,NEW%20YORK,NY)	Graph	1	\$200,000.00	\$200,000.00	\$200,000.00	\$200,000.00
INTELLECTUAL CAPITAL INVESTMENTS LLC, 446 WEST 14TH STREET, NEW YORK, NY (https://www.google.com/maps/place/446%20WEST%2014TH%20STREET,NEW%20YORK,NY)	Graph	1	\$45,000.00	\$45,000.00	\$45,000.00	\$45,000.00
DIANE VON FURSTENBERG STUDIO, LLC, 440 WEST 14TH STREET, NEW YORK, NY (https://www.google.com/maps/place/440%20WEST%2014TH%20STREET,NEW%20YORK,NY)	Graph	2	\$52,000.00	\$52,000.00	\$52,000.00	\$52,000.00
Totals	Graph	4	\$87,250.00	\$52,000.00	\$45,000.00	\$200,000.00

Employer Name/Worksite Address	Graph	Count	Mean Wage	Median Wage	Lowest Wage	Highest Wage
--------------------------------	-------	-------	-----------	-------------	-------------	--------------

Employer Name/Worksite Address	Graph	Count	Mean Wage	Median Wage	Lowest Wage	Highest Wage
DATAQUEST CORP, 440 W 14TH STREET, NEW YORK, NY (https://www.google.com/maps/place/440%20W%2014TH%20STREET,NEW%20YORK,NY)	Graph	1	\$65,000.00	\$65,000.00	\$65,000.00	\$65,000.00
INTELLECTUAL CAPITAL INVESTMENTS LLC, 446 WEST 14TH STREET, NEW YORK, NY (https://www.google.com/maps/place/446%20WEST%2014TH%20STREET,NEW%20YORK,NY)	Graph	1	\$45,000.00	\$45,000.00	\$45,000.00	\$45,000.00
DIANE VON FURSTENBERG STUDIO, LLC, 440 WEST 14TH STREET, NEW YORK, NY (https://www.google.com/maps/place/440%20WEST%2014TH%20STREET,NEW%20YORK,NY)	Graph	3	\$101,333.33	\$52,000.00	\$52,000.00	\$200,000.00
Totals	Graph	5	\$82,800.00	\$52,000.00	\$45,000.00	\$200,000.00

Latitude: 40.741657 Longitude: -74.007208

Employer Name/Employer Address	Graph	Count	Mean Wage	Median Wage	Lowest Wage	Highest Wage
ALICE+OLIVIA, LLC, 450 W. 14TH STREET, NEW YORK, NY (https://www.google.com/maps/place/450%20W.%2014TH%20STREET,NEW%20YORK,NY)	Graph	1	\$80,683.00	\$80,683.00	\$80,683.00	\$80,683.00
ALICE & OLIVIA LLC, 450 WEST 14TH STREET, NEWYORK, NY (https://www.google.com/maps/place/450%20WEST%2014TH%20STREET,NEWYORK,NY)	Graph	2	\$60,000.00	\$60,000.00	\$60,000.00	\$60,000.00
SULLIVAN AND COMPANY MARKETING, 450 WEST 14TH STREET, NEW YORK, NY (https://www.google.com/maps/place/450%20WEST%2014TH%20STREET,NEW%20YORK,NY)	Graph	2	\$69,000.00	\$50,000.00	\$50,000.00	\$88,000.00
UNIQLO USA LLC, 450 WEST 14TH STREET, NEW YORK, NY (https://www.google.com/maps/place/450%20WEST%2014TH%20STREET,NEW%20YORK,NY)	Graph	2	\$87,500.00	\$70,000.00	\$70,000.00	\$105,000.00
Totals	Graph	7	\$73,383.29	\$70,000.00	\$50,000.00	\$105,000.00

Employer Name/Worksite Address	Graph	Count	Mean Wage	Median Wage	Lowest Wage	Highest Wage
ALICE & OLIVIA LLC, 450 WEST 14TH STREET, NEWYORK, NY (https://www.google.com/maps/place/450%20WEST%2014TH%20STREET,NEWYORK,NY)	Graph	1	\$60,000.00	\$60,000.00	\$60,000.00	\$60,000.00
ALICE+OLIVIA, LLC, 450 W. 14TH STREET, NEW YORK, NY (https://www.google.com/maps/place/450%20W.%2014TH%20STREET,NEW%20YORK,NY)	Graph	1	\$80,683.00	\$80,683.00	\$80,683.00	\$80,683.00
SULLIVAN AND COMPANY MARKETING, 450 WEST 14TH STREET, NEW YORK, NY (https://www.google.com/maps/place/450%20WEST%2014TH%20STREET,NEW%20YORK,NY)	Graph	4	\$67,000.00	\$60,000.00	\$50,000.00	\$88,000.00
Totals	Graph	6	\$68,113.83	\$60,000.00	\$50,000.00	\$88,000.00

Latitude: 40.74169 Longitude: -73.990086

Employer Name/Employer Address	Graph	Count	Mean Wage	Median Wage	Lowest Wage	
ARCHITECTURAL RESTORATION CONSERVATION, PC, 12 WEST 23RD STREET, NEW YORK, NY (https://www.google.com/maps/place/12%20WEST%2023RD%20STREET,NEW%20YORK,NY)	Graph	1	\$30,000.00	\$30,000.00	\$30,000.00	\$
HOMEPEOPLE CORPORATION, 14 WEST 23RD STREET, NEW YORK, NY (https://www.google.com/maps/place/14%20WEST%2023RD%20STREET,NEW%20YORK,NY)	Graph	1	\$130,000.00	\$130,000.00	\$130,000.00	\$
ONLINE MARKETING GROUP, INC., 12 WEST 23RD STREET, 3RD FLOOR, NEW YORK, NY (https://www.google.com/maps/place/12%20WEST%2023RD%20STREET,%203RD%20FLOOR,NEW%20YORK,NY)	Graph	1	\$53,164.80	\$53,164.80	\$53,164.80	\$
Totals	Graph	3	\$71,054.93	\$53,164.80	\$30,000.00	\$

Employer Name/Worksite Address	Graph	Count	Mean Wage	Median Wage	Lowest Wage	
ARCHITECTURAL RESTORATION CONSERVATION, PC, 12 WEST 23RD STREET, NEW YORK, NY (https://www.google.com/maps/place/12%20WEST%2023RD%20STREET,NEW%20YORK,NY)	Graph	1	\$30,000.00	\$30,000.00	\$30,000.00	\$
HOMEPEOPLE CORPORATION, 14 WEST 23RD STREET, NEW YORK, NY (https://www.google.com/maps/place/14%20WEST%2023RD%20STREET,NEW%20YORK,NY)	Graph	1	\$130,000.00	\$130,000.00	\$130,000.00	\$
ONLINE MARKETING GROUP, INC., 12 WEST 23RD STREET, 3RD FLOOR, NEW YORK, NY (https://www.google.com/maps/place/12%20WEST%2023RD%20STREET,%203RD%20FLOOR,NEW%20YORK,NY)	Graph	1	\$53,164.80	\$53,164.80	\$53,164.80	\$
Totals	Graph	3	\$71,054.93	\$53,164.80	\$30,000.00	\$

Latitude: 40.741713 Longitude: -73.479628

Employer Name/Employer Address	Graph	Count	Mean Wage	Median Wage	Lowest Wage	Highest Wage
DB PROS STAFFING, INC., 326 BROADWAY, BETHPAGE, NY (https://www.google.com/maps/place/326%20BROADWAY,BETHPAGE,NY)	Graph	2	\$114,400.00	\$114,400.00	\$114,400.00	\$114,400.00
Totals	Graph	2	\$114,400.00	\$114,400.00	\$114,400.00	\$114,400.00

Employer Name/Worksite Address	Graph	Count	Mean Wage	Median Wage	Lowest Wage	Highest Wage
DB PROS STAFFING, INC., 326 BORADWAY, BETHPAGE, NY (https://www.google.com/maps/place/326%20BORADWAY,BETHPAGE,NY)	Graph	1	\$114,400.00	\$114,400.00	\$114,400.00	\$114,400.00
DB PROS STAFFING, INC., 326 BROADWAY, BETHPAGE, NY (https://www.google.com/maps/place/326%20BROADWAY,BETHPAGE,NY)	Graph	1	\$114,400.00	\$114,400.00	\$114,400.00	\$114,400.00
Totals	Graph	2	\$114,400.00	\$114,400.00	\$114,400.00	\$114,400.00

Latitude: 40.741722 Longitude: -73.47976

Employer Name/Employer Address	Graph	Count	Mean Wage	Median Wage	Lowest Wage	Highest Wage
A W MOBILE, INC, 329-S BROADWAY, BETHPAGE, NY (https://www.google.com/maps/place/329-S%20%20BROADWAY,BETHPAGE,NY)	Graph	1	\$65,000.00	\$65,000.00	\$65,000.00	\$65,000.00
Totals	Graph	1	\$65,000.00	\$65,000.00	\$65,000.00	\$65,000.00

Employer Name/Worksite Address	Graph	Count	Mean Wage	Median Wage	Lowest Wage	Highest Wage
A W MOBILE, INC, 329-S BROADWAY, BETHPAGE, NY (https://www.google.com/maps/place/329-S%20BROADWAY,BETHPAGE,NY)	Graph	1	\$65,000.00	\$65,000.00	\$65,000.00	\$65,000.00
HEALTHCARE ASSOCIATION OF NEW YORK STATE, 329 BROADWAY, BETHPAGE, NY (https://www.google.com/maps/place/329%20BROADWAY,BETHPAGE,NY)	Graph	1	\$100,000.00	\$100,000.00	\$100,000.00	\$100,000.00
Totals	Graph	2	\$82,500.00	\$65,000.00	\$65,000.00	\$100,000.00

Latitude: 40.741728 Longitude: -73.86748

Employer Name/Employer Address	Graph	Count	Mean Wage	Median Wage	Lowest Wage	Highest Wage
SAINT MARY PHYSICAL THERAPY, P.C., 5910 JUNCTION BOULEVARD, ELMHURST, NY (https://www.google.com/maps/place/5910%20JUNCTION%20BOULEVARD,ELMHURST,NY)	Graph	1	\$42,000.00	\$42,000.00	\$42,000.00	\$42,000.00
Totals	Graph	1	\$42,000.00	\$42,000.00	\$42,000.00	\$42,000.00

Employer Name/Worksite Address	Graph	Count	Mean Wage	Median Wage	Lowest Wage	Highest Wage
SAINT MARY PHYSICAL THERAPY, P.C., 5910 JUNCTION BOULEVARD, ELMHURST, NY (https://www.google.com/maps/place/5910%20JUNCTION%20BOULEVARD,ELMHURST,NY)	Graph	1	\$42,000.00	\$42,000.00	\$42,000.00	\$42,000.00
Totals	Graph	1	\$42,000.00	\$42,000.00	\$42,000.00	\$42,000.00

Latitude: 40.741748 Longitude: -73.993725

Employer Name/Employer Address	Graph	Count	Mean Wage	Median Wage	Lowest Wage	Highest Wage
INTERMIX LLC, 675 6TH AVENUE, NEW YORK, NY (https://www.google.com/maps/place/675%206TH%20AVENUE,NEW%20YORK,NY)	Graph	2	\$89,400.00	\$84,500.00	\$84,500.00	\$94,300.00
QUARTZ MEDIA LLC, 675 AVENUE OF THE AMERICAS, NEW YORK, NY (https://www.google.com/maps/place/675%20AVENUE%20OF%20THE%20AMERICAS,NEW%20YORK,NY)	Graph	2	\$53,017.00	\$31,034.00	\$31,034.00	\$75,000.00
WEIGHT WATCHERS INTERNATIONAL, INC., 675 AVENUE OF THE AMERICAS, NEW YORK, NY (https://www.google.com/maps/place/675%20AVENUE%20OF%20THE%20AMERICAS,NEW%20YORK,NY)	Graph	2	\$137,275.00	\$130,000.00	\$130,000.00	\$144,550.00

Employer Name/Employer Address	Graph	Count	Mean Wage	Median Wage	Lowest Wage	Highest Wage
HIT ENTERTAINMENT, INC., 675 AVENUE OF THE AMERICAS, NEW YORK, NY (https://www.google.com/maps/place/675%20AVENUE%20OF%20THE%20AMERICAS,NEW%20YORK,NY)	Graph	3	\$105,832.33	\$96,255.00	\$96,255.00	\$124,987.00
WEIGHT WATCHERS INTERNATIONAL INC., 675 AVENUE OF THE AMERICAS, NEW YORK, NY (https://www.google.com/maps/place/675%20AVENUE%20OF%20THE%20AMERICAS,NEW%20YORK,NY)	Graph	4	\$135,000.00	\$130,000.00	\$115,000.00	\$160,000.00
WEIGHT WATCHERS INTERNATIONAL INC., 675 6TH AVENUE, NEW YORK, NY (https://www.google.com/maps/place/675%206TH%20AVENUE,NEW%20YORK,NY)	Graph	6	\$118,016.83	\$115,000.00	\$75,000.00	\$165,000.00
Totals	Graph	19	\$111,841.16	\$115,000.00	\$31,034.00	\$165,000.00

Employer Name/Worksite Address	Graph	Count	Mean Wage	Median Wage	Lowest Wage	Highest Wage
ICORE INFOTECH INC., 675 AVENUE OF THE AMERICAS, 5TH FLOOR, NEW YORK, NY (https://www.google.com/maps/place/675%20AVENUE%20OF%20THE%20AMERICAS,%205TH%20FLOOR,NEW%20YORK,NY)	Graph	1	\$84,864.00	\$84,864.00	\$84,864.00	\$84,864.00
SOFTNICE, INC., 675 AVENUE OF THE AMERICAS, NEW YORK, NY (https://www.google.com/maps/place/675%20AVENUE%20OF%20THE%20AMERICAS,NEW%20YORK,NY)	Graph	13	\$108,561.69	\$115,000.00	\$115,000.00	\$31,000.00
THE NIELSEN COMPANY (US), LLC, 675 6TH AVENUE, NEW YORK, NY (https://www.google.com/maps/place/675%206TH%20AVENUE,NEW%20YORK,NY)	Graph	13	\$111,392.38	\$100,000.00	\$100,000.00	\$75,000.00
Totals	Graph	27	\$109,046.93	\$100,000.00	\$100,000.00	\$31,000.00

Latitude: 40.741769 Longitude: -73.990274

Employer Name/Employer Address	Graph	Count	Mean Wage	Median Wage	Lowest Wage	Highest Wage
CROSSMEDIA, INC., 22 WEST 23RD STREET, NEW YORK, NY (https://www.google.com/maps/place/22%20WEST%2023RD%20STREET,NEW%20YORK,NY)	Graph	2	\$56,087.50	\$46,675.00	\$46,675.00	\$65,500.00
Totals	Graph	2	\$56,087.50	\$46,675.00	\$46,675.00	\$65,500.00

Employer Name/Worksite Address	Graph	Count	Mean Wage	Median Wage	Lowest Wage	Highest Wage
CROSSMEDIA, INC., 22 WEST 23RD STREET, NEW YORK, NY (https://www.google.com/maps/place/22%20WEST%2023RD%20STREET,NEW%20YORK,NY)	Graph	2	\$56,087.50	\$46,675.00	\$46,675.00	\$65,500.00
Totals	Graph	2	\$56,087.50	\$46,675.00	\$46,675.00	\$65,500.00

Latitude: 40.741785 Longitude: -73.985281

Employer Name/Employer Address	Graph	Count	Mean Wage	Median Wage	Lowest Wage	Highest Wage
NICE SHOES LLC, 352 PARK AVENUE SOUTH, 16TH FLOOR, NEW YORK, NY (https://www.google.com/maps/place/352%20PARK%20AVENUE%20SOUTH,%2016TH%20FLOOR,NEW%20YORK,NY)	Graph	1	\$39,500.00	\$39,500.00	\$39,500.00	\$39,500.00
Totals	Graph	1	\$39,500.00	\$39,500.00	\$39,500.00	\$39,500.00

Employer Name/Worksite Address	Graph	Count	Mean Wage	Median Wage	Lowest Wage	Highest Wage
AKAMAI TECHNOLOGIES, INC., 352 PARK AVENUE SOUTH, 8TH FLOOR, NEW YORK, NY (https://www.google.com/maps/place/352%20PARK%20AVENUE%20SOUTH,%208TH%20FLOOR,NEW%20YORK,NY)	Graph	1	\$127,500.00	\$127,500.00	\$127,500.00	\$127,500.00
AMOBEE, INC., 352 PARK AVE SOUTH, 11TH FLOOR, NEW YORK, NY (https://www.google.com/maps/place/352%20PARK%20AVE%20SOUTH,%2011TH%20FLOOR,NEW%20YORK,NY)	Graph	1	\$106,954.00	\$106,954.00	\$106,954.00	\$106,954.00
AMOBEE, INC., 352 PARK AVE. SOUTH, NEW YORK, NY (https://www.google.com/maps/place/352%20PARK%20AVE.%20SOUTH,NEW%20YORK,NY)	Graph	1	\$143,520.00	\$143,520.00	\$143,520.00	\$143,520.00
COMSCORE, INC., 352 PARK AVE SOUTH, FLOOR 6, NEW YORK, NY (https://www.google.com/maps/place/352%20PARK%20AVE%20SOUTH,%20FLOOR%206,NEW%20YORK,NY)	Graph	1	\$134,151.00	\$134,151.00	\$134,151.00	\$134,151.00
FLO, LLC, 352 PARK AVE S., NEW YORK, NY (https://www.google.com/maps/place/352%20PARK%20AVE%20S.,NEW%20YORK,NY)	Graph	1	\$125,000.00	\$125,000.00	\$125,000.00	\$125,000.00
NICE SHOES LLC, 352 PARK AVE SOUTH, 16TH FLOOR, NEW YORK, NY (https://www.google.com/maps/place/352%20PARK%20AVE%20SOUTH,%2016TH%20FLOOR,NEW%20YORK,NY)	Graph	1	\$39,500.00	\$39,500.00	\$39,500.00	\$39,500.00

Employer Name/Worksite Address	Graph	Count	Mean Wage	Median Wage	Lowest Wage
NICE SHOES, 352 PARK AVENUE SOUTH, 16TH FLOOR, NEW YORK, NY (https://www.google.com/maps/place/352%20PARK%20AVENUE%20SOUTH,%2016TH%20FLOOR,NEW%20YORK,NY)		1	\$47,757.00	\$47,757.00	\$47,757.00
OTG MANAGEMENT LLC, 352 PARK AVENUE S., NEW YORK, NY (https://www.google.com/maps/place/352%20PARK%20AVENUE%20S.,NEW%20YORK,NY)		1	\$55,000.00	\$55,000.00	\$55,000.00
AKAMAI TECHNOLOGIES, INC., 352 PARK AVENUE SOUTH, NEW YORK, NY (https://www.google.com/maps/place/352%20PARK%20AVENUE%20SOUTH,NEW%20YORK,NY)		6	\$115,623.90	\$113,400.00	\$84,270.00
Totals		14	\$105,223.24	\$113,400.00	\$39,500.00

Latitude: 40.741812 Longitude: -73.990035

Employer Name/Employer Address	Graph	Count	Mean Wage	Median Wage	Lowest Wage	Highest Wage
ARCHITECTURAL RESTORATION CONSERVATION, PC, 15 WEST 23RD STREET, NEW YORK, NY (https://www.google.com/maps/place/15%20WEST%2023RD%20STREET,NEW%20YORK,NY)		1	\$30,000.00	\$30,000.00	\$30,000.00	\$30,000.00
Totals		1	\$30,000.00	\$30,000.00	\$30,000.00	\$30,000.00

Employer Name/Worksite Address	Graph	Count	Mean Wage	Median Wage	Lowest Wage	Highest Wage
ARCHITECTURAL RESTORATION CONSERVATION, PC, 15 WEST 23RD STREET, NEW YORK, NY (https://www.google.com/maps/place/15%20WEST%2023RD%20STREET,NEW%20YORK,NY)		1	\$30,000.00	\$30,000.00	\$30,000.00	\$30,000.00
Totals		1	\$30,000.00	\$30,000.00	\$30,000.00	\$30,000.00

Latitude: 40.741844 Longitude: -73.985074

Employer Name/Worksite Address	Graph	Count	Mean Wage	Median Wage	Lowest Wage	Highest Wage
DIGITAS, INC., 355 PARK AVENUE SOUTH, NEW YORK, NY (https://www.google.com/maps/place/355%20PARK%20AVENUE%20SOUTH,NEW%20YORK,NY)		9	\$141,083.33	\$51,200.00	\$43,500.00	\$475,000.00
Totals		9	\$141,083.33	\$51,200.00	\$43,500.00	\$475,000.00

Latitude: 40.741854 Longitude: -73.990476

Employer Name/Employer Address	Graph	Count	Mean Wage	Median Wage	Lowest Wage	Highest Wage
CLINIQUE LABORATORIES LLC, 28 WEST 23RD STREET, NEW YORK, NY (https://www.google.com/maps/place/28%20WEST%2023RD%20STREET,NEW%20YORK,NY)		1	\$53,000.00	\$53,000.00	\$53,000.00	\$53,000.00
EDITIONS DE PARFUMS LLC, 28 WEST 23RD STREET, NEW YORK, NY (https://www.google.com/maps/place/28%20WEST%2023RD%20STREET,NEW%20YORK,NY)		1	\$109,000.00	\$109,000.00	\$109,000.00	\$109,000.00
APPNEXUS RESOURCES, INC., 28 WEST 23RD STREET, NEW YORK, NY (https://www.google.com/maps/place/28%20WEST%2023RD%20STREET,NEW%20YORK,NY)		2	\$137,500.00	\$120,000.00	\$120,000.00	\$155,000.00
BUMBLE AND BUMBLE PRODUCTS LLC, 28 WEST 23RD STREET, NEW YORK, NY (https://www.google.com/maps/place/28%20WEST%2023RD%20STREET,NEW%20YORK,NY)		2	\$103,250.00	\$103,250.00	\$103,250.00	\$103,250.00
MAKE-UP ART COSMETICS INC., 28 WEST 23RD STREET, NEW YORK, NY (https://www.google.com/maps/place/28%20WEST%2023RD%20STREET,NEW%20YORK,NY)		3	\$99,000.00	\$80,000.00	\$59,000.00	\$158,000.00
APPNEXUS INC., 28 WEST 23RD STREET, NEW YORK, NY (https://www.google.com/maps/place/28%20WEST%2023RD%20STREET,NEW%20YORK,NY)		20	\$123,000.00	\$120,000.00	\$55,000.00	\$230,000.00
ELC MANAGEMENT LLC, 28 WEST 23RD STREET, NEW YORK, NY (https://www.google.com/maps/place/28%20WEST%2023RD%20STREET,NEW%20YORK,NY)		20	\$134,565.00	\$120,950.00	\$60,650.00	\$303,750.00
Totals		49	\$124,322.45	\$120,000.00	\$53,000.00	\$303,750.00

Employer Name/Worksite Address	Graph	Count	Mean Wage	Median Wage	Lowest Wage	I
--------------------------------	-------	-------	-----------	-------------	-------------	---

Employer Name/Worksite Address	Graph	Count	Mean Wage	Median Wage	Lowest Wage	Highest Wage
APPNEXUS INC., 28 W. 23RD STREET, NEW YORK, NY (https://www.google.com/maps/place/28%20W.%2023RD%20STREET,NEW%20YORK,NY)	Graph	1	\$140,000.00	\$140,000.00	\$140,000.00	\$140,000.00
APPNEXUS RESOURCES, INC., 28 W. 23RD ST., NEW YORK, NY (https://www.google.com/maps/place/28%20W.%2023RD%20ST.,NEW%20YORK,NY)	Graph	1	\$155,000.00	\$155,000.00	\$155,000.00	\$155,000.00
CAN'T LIVE WITHOUT IT, LLC, 28 W 23RD STREET, NEW YORK, NY (https://www.google.com/maps/place/28%20W%2023RD%20STREET,NEW%20YORK,NY)	Graph	1	\$85,000.00	\$85,000.00	\$85,000.00	\$85,000.00
ELC MANAGEMENT LLC, 28 WEST 23RD STREET, 6TH FLOOR, NEW YORK, NY (https://www.google.com/maps/place/28%20WEST%2023RD%20STREET,%206TH%20FLOOR,NEW%20YORK,NY)	Graph	1	\$75,000.00	\$75,000.00	\$75,000.00	\$75,000.00
DELOITTE CONSULTING LLP, 28 WEST 23RD ST, NEW YORK, NY (https://www.google.com/maps/place/28%20WEST%2023RD%20ST,NEW%20YORK,NY)	Graph	15	\$70,000.00	\$70,000.00	\$70,000.00	\$70,000.00
SYNECHRON, INC., 28 WEST 23RD STREET, NEW YORK, NY (https://www.google.com/maps/place/28%20WEST%2023RD%20STREET,NEW%20YORK,NY)	Graph	35	\$114,679.85	\$100,000.00	\$55,000.00	\$200,000.00
Totals	Graph	54	\$102,199.90	\$88,316.80	\$55,000.00	\$200,000.00

Latitude: 40.74189 Longitude: -74.004609

Employer Name/Worksite Address	Graph	Count	Mean Wage	Median Wage	Lowest Wage	Highest Wage
GLOBAL DATA MANAGEMENT, INC., 76 NINTH AVENUE, FLOOR # 4, NEW YORK, NY (https://www.google.com/maps/place/76%20NINTH%20AVENUE,%20%20FLOOR%20#%204,NEW%20YORK,NY)	Graph	1	\$92,000.00	\$92,000.00	\$92,000.00	\$92,000.00
GOOGLE INC., 76 NINTH AVE., 4TH FLOOR, NEW YORK, NY (https://www.google.com/maps/place/76%20NINTH%20AVE.,%204TH%20FLOOR,NEW%20YORK,NY)	Graph	1	\$138,000.00	\$138,000.00	\$138,000.00	\$138,000.00
GOOGLE INC., 76 NINTH, NEW YORK, NY (https://www.google.com/maps/place/76%20NINTH,NEW%20YORK,NY)	Graph	1	\$160,000.00	\$160,000.00	\$160,000.00	\$160,000.00
GOOGLE INC., 76TH 9TH AVENUE, NEW YORK, NY (https://www.google.com/maps/place/76TH%209TH%20AVENUE,NEW%20YORK,NY)	Graph	1	\$155,000.00	\$155,000.00	\$155,000.00	\$155,000.00
MANSAI INC, 76 NINTH AVE, 4TH FLOOR, NEW YORK, NY (https://www.google.com/maps/place/76%20NINTH%20AVE,%204TH%20FLOOR,NEW%20YORK,NY)	Graph	2	\$114,000.00	\$65,000.00	\$65,000.00	\$160,000.00
GOOGLE INC., 76TH NINTH AVENUE, NEW YORK, NY (https://www.google.com/maps/place/76TH%20NINTH%20AVENUE,NEW%20YORK,NY)	Graph	3	\$114,333.33	\$125,000.00	\$82,000.00	\$138,000.00
GOOGLE INC., 76 9TH AVE, NEW YORK, NY (https://www.google.com/maps/place/76%209TH%20AVE,NEW%20YORK,NY)	Graph	5	\$115,277.60	\$117,107.00	\$71,781.00	\$160,000.00
GOOGLE INC., 76 9TH AVENUE, NEW YORK, NY (https://www.google.com/maps/place/76%209TH%20AVENUE,NEW%20YORK,NY)	Graph	7	\$142,505.00	\$132,000.00	\$112,000.00	\$210,000.00
GOOGLE INC., 76 NINTH AVE, NEW YORK, NY (https://www.google.com/maps/place/76%20NINTH%20AVE,NEW%20YORK,NY)	Graph	8	\$110,040.38	\$92,768.00	\$69,701.00	\$180,000.00
GOOGLE INC., 76 NINTH AVENUE, NEW YORK CITY, NY (https://www.google.com/maps/place/76%20NINTH%20AVENUE,NEW%20YORK%20CITY,NY)	Graph	8	\$124,875.00	\$118,000.00	\$99,000.00	\$150,000.00
ADECCO USA, INC., 76 NINTH AVE., NEW YORK, NY (https://www.google.com/maps/place/76%20NINTH%20AVE.,NEW%20YORK,NY)	Graph	11	\$129,163.05	\$132,000.00	\$72,113.60	\$170,000.00
GOOGLE INC., 76 NINTH AVENUE, NEW YORK, NY (https://www.google.com/maps/place/76%20NINTH%20AVENUE,NEW%20YORK,NY)	Graph	191	\$131,743.54	\$130,000.00	\$91,000.00	\$190,000.00
Totals	Graph	239	\$130,347.51	\$128,400.00	\$65,000.00	\$210,000.00

Latitude: 40.741894 Longitude: -74.004767

Employer Name/Worksite Address	Graph	Count	Mean Wage	Median Wage	Lowest Wage	Highest Wage
MLB ONLINE SERVICES, INC., 75 NINTH AVENUE, NEW YORK, NY (https://www.google.com/maps/place/75%20NINTH%20AVENUE,NEW%20YORK,NY)	Graph	1	\$50,000.00	\$50,000.00	\$50,000.00	\$50,000.00
Totals	Graph	1	\$50,000.00	\$50,000.00	\$50,000.00	\$50,000.00

Employer Name/Worksite Address	Graph	Count	Mean Wage	Median Wage	Lowest Wage	Highest Wage

Employer Name/Worksite Address	Graph	Count	Mean Wage	Median Wage	Lowest Wage	Highest Wage
LARA TEKIES INC, 75 NINTH AVE 5TH FLOOR, NEW YORK, NY (https://www.google.com/maps/place/75%20NINTH%20AVE%205TH%20FLOOR,NEW%20YORK,NY)	Graph	1	\$90,813.00	\$90,813.00	\$90,813.00	\$90,813.00
TICKETS.COM LLC, 75 NINTH STREET, NEW YORK, NY (https://www.google.com/maps/place/75%20NINTH%20STREET,NEW%20YORK,NY)	Graph	1	\$124,200.00	\$124,200.00	\$124,200.00	\$124,200.00
TAVANT TECHNOLOGIES, INC., 75 9TH AVENUE, NEW YORK, NY (https://www.google.com/maps/place/75%209TH%20AVENUE,NEW%20YORK,NY)	Graph	2	\$90,000.00	\$85,000.00	\$85,000.00	\$95,000.00
ARTECH INFORMATION SYSTEMS LLC, 75 9TH AVE, NEW YORK, NY (https://www.google.com/maps/place/75%209TH%20AVE,NEW%20YORK,NY)	Graph	3	\$77,133.33	\$83,200.00	\$65,000.00	\$83,200.00
MLB ONLINE SERVICES, INC., 75 NINTH AVENUE, NEW YORK, NY (https://www.google.com/maps/place/75%20NINTH%20AVENUE,NEW%20YORK,NY)	Graph	8	\$98,789.18	\$92,800.00	\$50,000.00	\$147,534.40
EPAM SYSTEMS, INC., 75 9TH AVE., NEW YORK, NY (https://www.google.com/maps/place/75%209TH%20AVE.,NEW%20YORK,NY)	Graph	14	\$76,135.00	\$70,000.00	\$70,000.00	\$123,000.00
Totals	Graph	29	\$85,607.46	\$83,200.00	\$50,000.00	\$147,534.40

Latitude: 40.74193 Longitude: -73.919788

Employer Name/Employer Address	Graph	Count	Mean Wage	Median Wage	Lowest Wage	Highest Wage
LABORATORY TESTING SERVICES INC, 45-09 GREENPOINT AVENUE, LONG ISLAND CITY, NY (https://www.google.com/maps/place/45-09%20GREENPOINT%20AVENUE, LONG%20ISLAND%20CITY,NY)	Graph	1	\$40,000.00	\$40,000.00	\$40,000.00	\$40,000.00
LABORATORY TESTING SERVICES INC, 45-09 GREENPOINT AVENUE, SUNNYSIDE, NY (https://www.google.com/maps/place/45-09%20GREENPOINT%20AVENUE,SUNNYSIDE,NY)	Graph	1	\$39,229.00	\$39,229.00	\$39,229.00	\$39,229.00
Totals	Graph	2	\$39,614.50	\$39,229.00	\$39,229.00	\$40,000.00

Employer Name/Worksite Address	Graph	Count	Mean Wage	Median Wage	Lowest Wage	Highest Wage
LABORATORY TESTING SERVICES INC, 45-09 GREENPOINT AVENUE, LONG ISLAND CITY, NY (https://www.google.com/maps/place/45-09%20GREENPOINT%20AVENUE, LONG%20ISLAND%20CITY,NY)	Graph	1	\$40,000.00	\$40,000.00	\$40,000.00	\$40,000.00
LABORATORY TESTING SERVICES INC, 45-09 GREENPOINT AVENUE, SUNNYSIDE, NY (https://www.google.com/maps/place/45-09%20GREENPOINT%20AVENUE,SUNNYSIDE,NY)	Graph	1	\$39,229.00	\$39,229.00	\$39,229.00	\$39,229.00
Totals	Graph	2	\$39,614.50	\$39,229.00	\$39,229.00	\$40,000.00

Latitude: 40.741937 Longitude: -73.623158

Employer Name/Worksite Address	Graph	Count	Mean Wage	Median Wage	Lowest Wage	Highest Wage
COLLABORATIVE SOLUTIONS, LLC, 140 OLD COUNTRY ROAD, MINEOLA, NY (https://www.google.com/maps/place/140%20OLD%20COUNTRY%20ROAD,MINEOLA,NY)	Graph	1	\$75,000.00	\$75,000.00	\$75,000.00	\$75,000.00
ORACLE AMERICA, INC, 330 OLD COUNTRY ROAD, SUITE 303, MINEOLA, NY (https://www.google.com/maps/place/330%20OLD%20COUNTRY%20ROAD,%20SUITE%20303,MINEOLA,NY)	Graph	51	\$107,981.47	\$113,922.00	\$87,275.00	\$114,090.00
Totals	Graph	52	\$107,347.21	\$113,922.00	\$75,000.00	\$114,090.00

Latitude: 40.741949 Longitude: -73.606612

Employer Name/Employer Address	Graph	Count	Mean Wage	Median Wage	Lowest Wage	Highest Wage
APEX GROUP CONSULTING INC, 825 EAST GATE BLVD, GARDEN CITY, NY (https://www.google.com/maps/place/825%20EAST%20GATE%20BLVD,GARDEN%20CITY,NY)	Graph	1	\$37,500.00	\$37,500.00	\$37,500.00	\$37,500.00
BLITZ INC, 825 EAST GATE BOULEVARD, GARDEN CITY, NY (https://www.google.com/maps/place/825%20EAST%20GATE%20BOULEVARD,GARDEN%20CITY,NY)	Graph	1	\$45,000.00	\$45,000.00	\$45,000.00	\$45,000.00
Totals	Graph	2	\$41,250.00	\$37,500.00	\$37,500.00	\$45,000.00

Employer Name/Worksite Address	Graph	Count	Mean Wage	Median Wage	Lowest Wage	Highest Wage
APEX GROUP CONSULTING INC, 825 EAST GATE BLVD, GARDEN CITY, NY (https://www.google.com/maps/place/825%20EAST%20GATE%20BLVD,GARDEN%20CITY,NY)	Graph	1	\$37,500.00	\$37,500.00	\$37,500.00	\$37,500.00
BLITZ INC, 825 EAST GATE BOULEVARD, GARDEN CITY, NY (https://www.google.com/maps/place/825%20EAST%20GATE%20BOULEVARD,GARDEN%20CITY,NY)	Graph	1	\$45,000.00	\$45,000.00	\$45,000.00	\$45,000.00
Totals	Graph	2	\$41,250.00	\$37,500.00	\$37,500.00	\$45,000.00

Latitude: 40.741957 Longitude: -73.984991

Employer Name/Worksite Address	Graph	Count	Mean Wage	Median Wage	Lowest Wage	Highest Wage
ELSEVIER, INC., 360 PARK AVENUE, NEW YORK, NY (https://www.google.com/maps/place/360%20PARK%20AVENUE,NEW%20YORK,NY)	Graph	1	\$130,000.00	\$130,000.00	\$130,000.00	\$130,000.00
Totals	Graph	1	\$130,000.00	\$130,000.00	\$130,000.00	\$130,000.00

Latitude: 40.741995 Longitude: -73.994808

Employer Name/Worksite Address	Graph	Count	Mean Wage	Median Wage	Lowest Wage	Highest Wage
SCHOOL OF VISUAL ARTS LLC, 136 WEST 21ST STREET, NEW YORK, NY (https://www.google.com/maps/place/136%20WEST%2021ST%20STREET,NEW%20YORK,NY)	Graph	1	\$41,600.00	\$41,600.00	\$41,600.00	\$41,600.00
Totals	Graph	1	\$41,600.00	\$41,600.00	\$41,600.00	\$41,600.00

Latitude: 40.74201 Longitude: -73.987075

Employer Name/Employer Address	Graph	Count	Mean Wage	Median Wage	Lowest Wage	Highest Wage
SONY MUSIC ENTERTAINMENT, 25 MADISON AVENUE, NEW YORK, NY (https://www.google.com/maps/place/25%20MADISON%20AVENUE,NEW%20YORK,NY)	Graph	5	\$114,600.00	\$120,000.00	\$43,000.00	\$155,000.00
Totals	Graph	5	\$114,600.00	\$120,000.00	\$43,000.00	\$155,000.00

Employer Name/Worksite Address	Graph	Count	Mean Wage	Median Wage	Lowest Wage	Highest Wage
LARSEN & TOUBRO INFOTECH LIMITED, 25 MADISON AVEUNE, NEW YORK, NY (https://www.google.com/maps/place/25%20MADISON%20AVEUNE,NEW%20YORK,NY)	Graph	1	\$76,128.00	\$76,128.00		\$76,128.00
LARSEN & TOUBRO INFOTECH LIMITED, SONY MUSIC ENTERTAINMENT, 25 MADISON AVE, NEW YORK, NY (https://www.google.com/maps/place/SONY%20MUSIC%20ENTERTAINMENT,%2025%20MADISON%20AVE,NEW%20YORK,NY)	Graph	1	\$83,920.00	\$83,920.00		\$83,920.00
NIC INFO TEK INC, 25 MADISON AVE, NEW YORK, NY (https://www.google.com/maps/place/25%20MADISON%20AVE,NEW%20YORK,NY)	Graph	1	\$64,813.00	\$64,813.00		\$64,813.00
SONY MUSIC ENTERTAINMENT, 25 MADISON AVENUE, NEW YORK, NY (https://www.google.com/maps/place/25%20MADISON%20AVENUE,NEW%20YORK,NY)	Graph	6	\$122,312.50	\$120,000.00		\$43,000.00
AH INFOTECH, LLC, SONY MUSIC ENTERTAINMENT, NEW YORK, NY (https://www.google.com/maps/place/SONY%20MUSIC%20ENTERTAINMENT,NEW%20YORK,NY)	Graph	9	\$80,932.00	\$76,128.00		\$69,000.00
Totals	Graph	18	\$93,729.11	\$83,920.00		\$43,000.00

Latitude: 40.742022 Longitude: -73.910049

Employer Name/Employer Address	Graph	Count	Mean Wage	Median Wage	Lowest Wage	Highest Wage
ISLAMIC INSTITUTE OF NEW YORK, 55-11 QUEENS BLVD, WOODSIDE, NY (https://www.google.com/maps/place/55-11%20QUEENS%20BLVD,WOODSIDE,NY)	Graph	1	\$38,605.00	\$38,605.00	\$38,605.00	\$38,605.00
Totals	Graph	1	\$38,605.00	\$38,605.00	\$38,605.00	\$38,605.00

Employer Name/Worksite Address	Graph	Count	Mean Wage	Median Wage	Lowest Wage	Highest Wage
ISLAMIC INSTITUTE OF NEW YORK, 55-11 QUEENS BOULEVARD, WOODSIDE, NY (https://www.google.com/maps/place/55-11%20QUEENS%20BOULEVARD,WOODSIDE,NY)	Graph	1	\$38,605.00	\$38,605.00	\$38,605.00	\$38,605.00
Totals	Graph	1	\$38,605.00	\$38,605.00	\$38,605.00	\$38,605.00

Latitude: 40.742023 Longitude: -73.99088

Employer Name/Employer Address	Graph	Count	Mean Wage	Median Wage	Lowest Wage	Highest Wage
MAKE-UP ART COSMETICS INC., 40 WEST 23RD STREET, NEW YORK, NY (https://www.google.com/maps/place/40%20WEST%2023RD%20STREET,NEW%20YORK,NY)	Graph	1	\$158,000.00	\$158,000.00	\$158,000.00	\$158,000.00
ELC BEAUTY LLC, 40 WEST 23RD STREET, NEW YORK, NY (https://www.google.com/maps/place/40%20WEST%2023RD%20STREET,NEW%20YORK,NY)	Graph	2	\$92,575.00	\$73,150.00	\$73,150.00	\$112,000.00
ELC MANAGEMENT LLC, 40 WEST 23RD STREET, NEW YORK, NY (https://www.google.com/maps/place/40%20WEST%2023RD%20STREET,NEW%20YORK,NY)	Graph	31	\$125,174.19	\$118,000.00	\$50,000.00	\$303,750.00
Totals	Graph	34	\$124,222.06	\$117,400.00	\$50,000.00	\$303,750.00

Employer Name/Worksite Address	Graph	Count	Mean Wage	Median Wage	Lowest Wage	Highest Wage
SLASHSUPPORT, INC., 40 W. 23RD STREET, MANHATTAN, NY (https://www.google.com/maps/place/40%20W.%2023RD%20STREET,MANHATTAN,NY)	Graph	1	\$93,000.00	\$93,000.00	\$93,000.00	\$93,000.00
INFOSYS LIMITED, 40 W 23RD ST, NEW YORK, NY (https://www.google.com/maps/place/40%20W%2023RD%20ST,NEW%20YORK,NY)	Graph	2	\$80,545.50	\$74,438.00	\$74,438.00	\$86,653.00
BLUE APRON, INC., 40 WEST 23RD STREET, NEW YORK, NY (https://www.google.com/maps/place/40%20WEST%2023RD%20STREET,NEW%20YORK,NY)	Graph	13	\$113,743.85	\$110,000.00	\$53,000.00	\$170,000.00
Totals	Graph	16	\$108,297.56	\$105,670.00	\$53,000.00	\$170,000.00

Latitude: 40.742035 Longitude: -73.985098

Employer Name/Employer Address	Graph	Count	Mean Wage	Median Wage	Lowest Wage	Highest Wage
NEUEHOUSE OPTIMIZATION LLC, 373 PARK AVENUE SOUTH, NEW YORK, NY (https://www.google.com/maps/place/373%20PARK%20AVENUE%20SOUTH,NEW%20YORK,NY)	Graph	1	\$110,000.00	\$110,000.00	\$110,000.00	\$110,000.00
VIDARIS, INC., 360 PARK AVENUE SOUTH, NEW YORK, NY (https://www.google.com/maps/place/360%20PARK%20AVENUE%20SOUTH,NEW%20YORK,NY)	Graph	1	\$55,000.00	\$55,000.00	\$55,000.00	\$55,000.00
Totals	Graph	2	\$82,500.00	\$55,000.00	\$55,000.00	\$110,000.00

Employer Name/Worksite Address	Graph	Count	Mean Wage	Median Wage	Lowest Wage
ACCENTURE LLP, 360 PARK AVENUE SOUTH, NEWYORK, NY (https://www.google.com/maps/place/360%20PARK%20AVENUE%20SOUTH,NEWYORK,NY)	Graph	1	\$103,000.00	\$103,000.00	\$103,000.00
IPSOS MMA, INC., 360 PARK AVENUE SOUTH, 5TH FLOOR, NEW YORK, NY (https://www.google.com/maps/place/360%20PARK%20AVENUE%20SOUTH,%205TH%20FLOOR,NEW%20YORK,NY)	Graph	1	\$80,000.00	\$80,000.00	\$80,000.00
MAGNETIC MEDIA ONLINE INC., 360 PARK AVE S, 19TH FLOOR, NEW YORK, NY (https://www.google.com/maps/place/360%20PARK%20AVE%20S,%2019TH%20FLOOR,NEW%20YORK,NY)	Graph	1	\$110,000.00	\$110,000.00	\$110,000.00
NEUEHOUSE OPTIMIZATION LLC, 373 PARK AVENUE SOUTH, NEW YORK, NY (https://www.google.com/maps/place/373%20PARK%20AVENUE%20SOUTH,NEW%20YORK,NY)	Graph	1	\$110,000.00	\$110,000.00	\$110,000.00
BTREE SOLUTIONS INC, 360 PARK AVE S, 12TH FLOOR, NEW YORK, NY (https://www.google.com/maps/place/360%20PARK%20AVE%20S,%2012TH%20FLOOR,NEW%20YORK,NY)	Graph	2	\$64,906.50	\$64,813.00	\$64,813.00
TABNER, INC., 360 PARK AVE SOUTH, NEW YORK, NY (https://www.google.com/maps/place/360%20PARK%20AVE%20SOUTH,NEW%20YORK,NY)	Graph	3	\$96,937.67	\$100,000.00	\$90,813.00
COMPUNNEL SOFTWARE GROUP, INC., 360 PARK AVE S, NEW YORK, NY (https://www.google.com/maps/place/360%20PARK%20AVE%20S,NEW%20YORK,NY)	Graph	9	\$80,310.40	\$65,000.00	\$60,000.00
IPSOS MMA, INC., 360 PARK AVENUE SOUTH, NEW YORK, NY (https://www.google.com/maps/place/360%20PARK%20AVENUE%20SOUTH,NEW%20YORK,NY)	Graph	23	\$82,219.13	\$84,000.00	\$55,000.00

Employer Name/Worksite Address	Graph	Count	Mean Wage	Median Wage	Lowest Wage
Totals	Graph	41	\$83,840.48	\$84,000.00	\$55,000.00

Latitude: 40.742042 Longitude: -74.000622

Employer Name/Employer Address	Graph	Count	Mean Wage	Median Wage	Lowest Wage
BARBARA MARKS, 130 WEST 25TH STREET, #5D, NEW YORK, NY (https://www.google.com/maps/place/130%20WEST%2025TH%20STREET,%20#5D,NEW%20YORK,NY)	Graph	1	\$47,840.00	\$47,840.00	\$47,840.00
BRICK & PORTAL, LLC, 307 WEST 36TH STREET, NEW YORK, NY (https://www.google.com/maps/place/307%20WEST%2036TH%20STREET,NEW%20YORK,NY)	Graph	1	\$54,000.00	\$54,000.00	\$54,000.00
CAMILLA CORPORATION, 7 WEST 20TH STREET, 3F, NEW YORK CITY, NY (https://www.google.com/maps/place/7%20WEST%2020TH%20STREET,%203F,NEW%20YORK%20CITY,NY)	Graph	1	\$130,000.00	\$130,000.00	\$130,000.00
COLUMBIA PARTNERS NEW YORK LLC, 308 WEST 18TH STREET, GROUND FLOOR, NEW YORK, NY (https://www.google.com/maps/place/308%20WEST%2018TH%20STREET,%20GROUND%20FLOOR,NEW%20YORK,NY)	Graph	1	\$45,000.00	\$45,000.00	\$45,000.00
DEVSPARK LLC, 115 E. 23RD STREET, NEW YORK, NY (https://www.google.com/maps/place/115%20E.%2023RD%20STREET,NEW%20YORK,NY)	Graph	1	\$318,000.00	\$318,000.00	\$318,000.00
FILMNATION ENTERTAINMENT LLC, 150 W. 22ND STREET, FL 9, NEW YORK, NY (https://www.google.com/maps/place/150%20W.%2022ND%20STREET,%20FL%209,NEW%20YORK,NY)	Graph	1	\$100,000.00	\$100,000.00	\$100,000.00
MEDIA MANAGEMENT SERVICES, 324 WEST 20 STREET, NEW YORK, NY (https://www.google.com/maps/place/324%20WEST%2020%20STREET,NEW%20YORK,NY)	Graph	1	\$45,000.00	\$45,000.00	\$45,000.00
OZANEAX LTD, 515 WEST 20TH STREET STE4E, NEW YORK, NY (https://www.google.com/maps/place/515%20WEST%2020TH%20STREET%20STE4E,NEW%20YORK,NY)	Graph	1	\$75,000.00	\$75,000.00	\$75,000.00
RKTB ARCHITECTS, P.C., 150 W. 22ND ST. 4TH FL., NEW YORK, NY (https://www.google.com/maps/place/150%20W.%2022ND%20ST.%204TH%20FL.,NEW%20YORK,NY)	Graph	1	\$50,000.00	\$50,000.00	\$50,000.00
TRIPLELIFT, INC., 36 EAST 31 STREET, NEW YORK, NY (https://www.google.com/maps/place/36%20EAST%2031%20STREET,NEW%20YORK,NY)	Graph	1	\$89,555.00	\$89,555.00	\$89,555.00
TEXT 100 LLC, 352 PARK AVENUE SOUTH, NEW YORK, NY (https://www.google.com/maps/place/352%20PARK%20AVENUE%20SOUTH,NEW%20YORK,NY)	Graph	2	\$186,755.00	\$185,000.00	\$185,000.00
TISHMAN SPEYER PROPERTIES, L.P., 45 ROCKEFELLER PLAZA, NEW YORK, NY (https://www.google.com/maps/place/45%20ROCKEFELLER%20PLAZA,NEW%20YORK,NY)	Graph	3	\$136,666.67	\$140,000.00	\$130,000.00
YIELDMO, INC., 218 WEST 18TH ST., 2ND FL, NEW YORK, NY (https://www.google.com/maps/place/218%20WEST%2018TH%20ST.,%202ND%20FL,NEW%20YORK,NY)	Graph	7	\$140,316.14	\$130,000.00	\$90,813.00
THE NEW SCHOOL, OGC, 80 FIFTH AVENUE, NEW YORK, NY (https://www.google.com/maps/place/OGC,%2080%20FIFTH%20AVENUE,NEW%20YORK,NY)	Graph	10	\$82,972.00	\$80,000.00	\$45,000.00
Totals	Graph	32	\$110,932.44	\$90,813.00	\$45,000.00

Employer Name/Worksite Address	Graph	Count	Mean Wage	Media Wage
BARBARA MARKS, 130 WEST 25TH STREET, #5D, NEW YORK, NY (https://www.google.com/maps/place/130%20WEST%2025TH%20STREET,%20#5D,NEW%20YORK,NY)	Graph	1	\$47,840.00	\$47,840.
BOCONCEPT CHELSEA, INC., BOCONCEPT, NEW YORK, NY (https://www.google.com/maps/place/BOCONCEPT,NEW%20YORK,NY)	Graph	1	\$41,600.00	\$41,600.
BRICK & PORTAL, LLC, 307 WEST 36TH STREET, NEW YORK, NY (https://www.google.com/maps/place/307%20WEST%2036TH%20STREET,NEW%20YORK,NY)	Graph	1	\$54,000.00	\$54,000.
BUSINESS INSIDER LLC, 150 FIFTH AVENUE, NEW YORK, NY (https://www.google.com/maps/place/150%20FIFTH%20AVENUE,NEW%20YORK,NY)	Graph	1	\$54,000.00	\$54,000.
C.R. BARD, INC., 60 WEST 13TH STREET, NEW YORK, NY (https://www.google.com/maps/place/60%20WEST%2013TH%20STREET,NEW%20YORK,NY)	Graph	1	\$75,000.00	\$75,000.
CAMILLA CORPORATION, 7 WEST 20TH STREET, 3F, NEW YORK CITY, NY (https://www.google.com/maps/place/7%20WEST%2020TH%20STREET,%203F,NEW%20YORK%20CITY,NY)	Graph	1	\$130,000.00	\$130,000
CHANDOGYA INC., 636 6TH AVENUE, NEW YORK, NY (https://www.google.com/maps/place/636%206TH%20AVENUE,NEW%20YORK,NY)	Graph	1	\$55,000.00	\$55,000.
CORNELL UNIVERSITY, CORNELL TECH, NEW YORK, NY (https://www.google.com/maps/place/CORNELL%20TECH,NEW%20YORK,NY)	Graph	1	\$63,000.00	\$63,000.
CURATED WORKS INC, 115 WEST 18 ST, NEW YORK, NY (https://www.google.com/maps/place/115%20WEST%2018%20ST,NEW%20YORK,NY)	Graph	1	\$70,000.00	\$70,000.
EBAY INC., 625 6TH AVE., NEW YORK, NY (https://www.google.com/maps/place/625%206TH%20AVE.,NEW%20YORK,NY)	Graph	1	\$120,000.00	\$120,000

Employer Name/Worksite Address	Graph	Count	Mean Wage	Media Wage
FILMNATION ENTERTAINMENT LLC, 150 W. 22ND STREET, FL 9, NEW YORK, NY (https://www.google.com/maps/place/150%20W.%2022ND%20STREET,%20FL%209,NEW%20YORK,NY)	Graph	1	\$100,000.00	\$100,000
FRIENDLY CONSULTANTS INC., ABOUT.COM, NEW YORK, NY (https://www.google.com/maps/place/ABOUT.COM,NEW%20YORK,NY)	Graph	1	\$60,000.00	\$60,000.
GOOGLE INC., 6868 CORTONA DR., GOLETA, NY (https://www.google.com/maps/place/6868%20CORTONA%20DR.,GOLETA,NY)	Graph	1	\$123,000.00	\$123,000
IDRIL SERVICES CORPORATION, RETAIL PROCESS ENGINEERING INC, NEW YORK, NY (https://www.google.com/maps/place/RETAIL%20PROCESS%20ENGINEERING%20INC,NEW%20YORK,NY)	Graph	1	\$61,000.00	\$61,000.
KAZANJIAN & FOGARTY, INC., 115 WEST 18TH STREET, NEW YORK, NY (https://www.google.com/maps/place/115%20WEST%2018TH%20STREET,NEW%20YORK,NY)	Graph	1	\$52,000.00	\$52,000.
L'OREAL USA, INC., 10 HUDSON YARDS, NEW YORK, NY (https://www.google.com/maps/place/10%20HUDSON%20YARDS,NEW%20YORK,NY)	Graph	1	\$38,771.00	\$38,771.
MICROSOFT CORPORATION, 119 WEST 22ND STREET, UNIT 6, NEW YORK, NY (https://www.google.com/maps/place/119%20WEST%2022ND%20STREET,%20UNIT%206,NEW%20YORK,NY)	Graph	1	\$122,000.00	\$122,000
ONFRONTIERS, INC., 50 W 17TH STREET, NEW YORK, NY (https://www.google.com/maps/place/50%20W%2017TH%20STREET,NEW%20YORK,NY)	Graph	1	\$55,744.00	\$55,744.
OPTIMOVE INC., 217 WEST 21 STREET, NEW YORK, NY (https://www.google.com/maps/place/217%20WEST%2021%20STREET,NEW%20YORK,NY)	Graph	1	\$110,000.00	\$110,000
OZANEAX LTD, 515 WEST 20TH STREET #4E, NEW YORK, NY (https://www.google.com/maps/place/515%20WEST%2020TH%20STREET%20#4E,NEW%20YORK,NY)	Graph	1	\$75,000.00	\$75,000.
PILOT FIBER, INC., 3 W 18TH STREET, NEW YORK, NY (https://www.google.com/maps/place/3%20W%2018TH%20STREET,NEW%20YORK,NY)	Graph	1	\$62,587.00	\$62,587.
RCI TECHNOLOGIES, INC., NYC HUMAN RESOURCE ADMINISTRATION, NEW YORK, NY (https://www.google.com/maps/place/NYC%20HUMAN%20RESOURCE%20ADMINISTRATION,NEW%20YORK,NY)	Graph	1	\$60,000.00	\$60,000.
REAL CAPITAL ANALYTICS, 110 5TH AVENUE, NEW YORK, NY (https://www.google.com/maps/place/110%205TH%20AVENUE,NEW%20YORK,NY)	Graph	1	\$110,000.00	\$110,000
RKTB ARCHITECTS, P.C., 150 W. 22ND ST. 4TH FL., NEW YORK, NY (https://www.google.com/maps/place/150%20W.%2022ND%20ST.%204TH%20FL.,NEW%20YORK,NY)	Graph	1	\$50,000.00	\$50,000.
SIA NY, INC, 511 W. 20TH ST., NEW YORK, NY (https://www.google.com/maps/place/511%20W.%2020TH%20ST.,NEW%20YORK,NY)	Graph	1	\$38,771.20	\$38,771.
SUNRAY ENTERPRISE, INC., 75 9TH AVE FL 5, NEW YORK, NY (https://www.google.com/maps/place/75%209TH%20AVE%20FL%205,NEW%20YORK,NY)	Graph	1	\$70,221.00	\$70,221.
SYPARTNERS LLC, 218 WEST 18TH ST. 10TH FL., NEW YORK, NY (https://www.google.com/maps/place/218%20WEST%2018TH%20ST.%2010TH%20FL.,NEW%20YORK,NY)	Graph	1	\$157,500.00	\$157,500
TAIJI BODY WORK INC., 45 W 8TH ST., NEW YORK, NY (https://www.google.com/maps/place/45%20W%208TH%20ST.,NEW%20YORK,NY)	Graph	1	\$59,987.20	\$59,987.
THE NEW SCHOOL, ELC, NEW YORK, NY (https://www.google.com/maps/place/ELC,NEW%20YORK,NY)	Graph	1	\$80,000.00	\$80,000.
THE NEW SCHOOL, PARSONS (SCHOOL OF FASHION), NEW YORK, NY (https://www.google.com/maps/place/PARSONS%20(SCHOOL%20OF%20FASHION),NEW%20YORK,NY)	Graph	1	\$80,000.00	\$80,000.
THE NEW SCHOOL, PARSONS (SDS), NEW YORK, NY (https://www.google.com/maps/place/PARSONS%20(SDS),NEW%20YORK,NY)	Graph	1	\$88,000.00	\$88,000.
THE NEW SCHOOL, SPE (MATESOL), NEW YORK, NY (https://www.google.com/maps/place/SPE%20(MATESOL),NEW%20YORK,NY)	Graph	1	\$65,600.00	\$65,600.
THE WILLIAM CARTER COMPANY INC., 122 FIFTH AVE., THIRD FL, NEW YORK, NY (https://www.google.com/maps/place/122%20FIFTH%20AVE.,%20THIRD%20FL,NEW%20YORK,NY)	Graph	1	\$65,000.00	\$65,000.
TRIPLELIFT, INC., 36 EAST 31 STREET, NEW YORK, NY (https://www.google.com/maps/place/36%20EAST%2031%20STREET,NEW%20YORK,NY)	Graph	1	\$89,555.00	\$89,555.
ULTRABLAND INC., 39 W 19 ST, NEW YORK, NY (https://www.google.com/maps/place/39%20W%2019%20ST,NEW%20YORK,NY)	Graph	1	\$55,000.00	\$55,000.
VEDICSOFT SOLUTIONS LLC, MOET HENNESSY, NEW YORK, NY (https://www.google.com/maps/place/MOET%20HENNESSY,NEW%20YORK,NY)	Graph	1	\$91,562.00	\$91,562.
VERTIV INC, CREDIT SUISSE BANK, NEW YORK CITY, NY (https://www.google.com/maps/place/CREDIT%20SUISSE%20BANK,NEW%20YORK%20CITY,NY)	Graph	1	\$70,300.00	\$70,300.
ZEALOT PRODUCTIONS INC., 6 WEST 18TH STREET, NEW YORK, NY (https://www.google.com/maps/place/6%20WEST%2018TH%20STREET,NEW%20YORK,NY)	Graph	1	\$40,000.00	\$40,000.
ZETA METRICS, LLC, 111, 8TH AVENUE, NEW YORK, NY (https://www.google.com/maps/place/111,%208TH%20AVENUE,NEW%20YORK,NY)	Graph	1	\$46,925.00	\$46,925.
EBAY INC., 625 6TH AVENUE, NEW YORK, NY (https://www.google.com/maps/place/625%206TH%20AVENUE,NEW%20YORK,NY)	Graph	2	\$133,727.80	\$110,000
JDS CONSTRUCTION GROUP LLC, 104 5TH AVE, NEW YORK, NY (https://www.google.com/maps/place/104%205TH%20AVE,NEW%20YORK,NY)	Graph	2	\$112,500.00	\$100,000

Employer Name/Worksite Address	Graph	Count	Mean Wage	Media Wage
KNEWTON INC, 100 5TH AVE, NEW YORK, NY (https://www.google.com/maps/place/100%205TH%20AVE,NEW%20YORK,NY)	Graph	2	\$160,000.00	\$150,000
PAMTEN, INC., BARNES AND NOBLE, NEW YORK, NY (https://www.google.com/maps/place/BARNES%20AND%20NOBLE,NEW%20YORK,NY)	Graph	2	\$83,110.50	\$70,221.
RAMP TECHNOLOGY GROUP LLC, 25 MADISON AVE, NEW YORK, NY (https://www.google.com/maps/place/25%20MADISON%20AVE,NEW%20YORK,NY)	Graph	2	\$70,000.00	\$70,000.
SOFTTECH SOURCE, ARCHIMEDES QUANTITATIVE ANALYTICS LLC, NEW YORK, NY (https://www.google.com/maps/place/ARCHIMEDES%20QUANTITATIVE%20ANALYTICS%20LLC,NEW%20YORK,NY)	Graph	2	\$108,000.00	\$108,000
TEXT 100 LLC, 352 PARK AVENUE SOUTH, NEW YORK, NY (https://www.google.com/maps/place/352%20PARK%20AVENUE%20SOUTH,NEW%20YORK,NY)	Graph	2	\$186,755.00	\$185,000
THE NEW SCHOOL, NSSR (PSYCHOLOGY DEPARTMENT), NEW YORK, NY (https://www.google.com/maps/place/NSSR%20(PSYCHOLOGY%20DEPARTMENT),NEW%20YORK,NY)	Graph	2	\$92,075.00	\$50,900.
THE NEW SCHOOL, PARSONS SCHOOL OF DESIGN (SCHOOL OF FASHION), NEW YORK, NY (https://www.google.com/maps/place/PARSONS%20SCHOOL%20OF%20DESIGN%20(SCHOOL%20OF%20FASHION),NEW%20YORK,NY)	Graph	2	\$80,985.00	\$79,800.
VIMEO, INC., 555 WEST STREET, NEW YORK, NY (https://www.google.com/maps/place/555%20WEST%20STREET,NEW%20YORK,NY)	Graph	2	\$162,000.00	\$129,000
TISHMAN SPEYER PROPERTIES, L.P., 45 ROCKEFELLER PLAZA, NEW YORK, NY (https://www.google.com/maps/place/45%20ROCKEFELLER%20PLAZA,NEW%20YORK,NY)	Graph	3	\$136,666.67	\$140,000
WIPRO LIMITED, 1 CT SQUARE W, LONG ISLAND CITY, NEW YORK, NY (https://www.google.com/maps/place/1%20CT%20SQUARE%20W,%20LONG%20ISLAND%20CITY,NEW%20YORK,NY)	Graph	3	\$71,781.00	\$71,781.
YIELDMO, INC., 218 WEST 18TH STREET, 2ND FLOOR, NEW YORK, NY (https://www.google.com/maps/place/218%20WEST%2018TH%20STREET,%202ND%20FLOOR,NEW%20YORK,NY)	Graph	3	\$150,000.00	\$155,000
BUDGE, INC., 115 W 18TH STREET, NEW YORK, NY (https://www.google.com/maps/place/115%20W%2018TH%20STREET,NEW%20YORK,NY)	Graph	4	\$151,250.00	\$165,000
INFOR (US), INC., 641 AVENUE OF AMERICAS, NEW YORK, NY (https://www.google.com/maps/place/641%20AVENUE%20OF%20AMERICAS,NEW%20YORK,NY)	Graph	4	\$93,750.00	\$85,000.
YIELDMO, INC., 218 WEST 18TH ST., 2ND FL, NEW YORK, NY (https://www.google.com/maps/place/218%20WEST%2018TH%20ST.,%202ND%20FL,NEW%20YORK,NY)	Graph	4	\$131,803.25	\$100,000
Totals	Graph	80	\$98,122.83	\$85,000.

Latitude: 40.742043 Longitude: -73.994583

Employer Name/Employer Address	Graph	Count	Mean Wage	Median Wage	Lowest Wage	Highest Wage
JAGR HQ LLC, 131 WEST 21ST STREET, NEW YORK, NY (https://www.google.com/maps/place/131%20WEST%2021ST%20STREET,NEW%20YORK,NY)	Graph	1	\$130,000.00	\$130,000.00	\$130,000.00	\$130,000.00
Totals	Graph	1	\$130,000.00	\$130,000.00	\$130,000.00	\$130,000.00

Employer Name/Worksite Address	Graph	Count	Mean Wage	Median Wage	Lowest Wage	Highest Wage
JAGR HQ LLC, 131 WEST 21ST STREET, NEW YORK, NY (https://www.google.com/maps/place/131%20WEST%2021ST%20STREET,NEW%20YORK,NY)	Graph	1	\$130,000.00	\$130,000.00	\$130,000.00	\$130,000.00
Totals	Graph	1	\$130,000.00	\$130,000.00	\$130,000.00	\$130,000.00

Latitude: 40.74208 Longitude: -73.803964

Employer Name/Employer Address	Graph	Count	Mean Wage	Median Wage	Lowest Wage	Highest Wage
ALLSPEC SECURITY NY INC., 5943 FRESH MEADOWS LANE, FRESH MEADOWS, NY (https://www.google.com/maps/place/5943%20FRESH%20MEADOWS%20LANE,FRESH%20MEADOWS,NY)	Graph	3	\$67,308.80	\$58,198.40	\$58,198.40	\$85,529.60
Totals	Graph	3	\$67,308.80	\$58,198.40	\$58,198.40	\$85,529.60

Employer Name/Worksite Address	Graph	Count	Mean Wage	Median Wage	Lowest Wage	Highest Wage
ALLSPEC SECURITY NY INC., 5943 FRESH MEADOWS LANE, FRESH MEADOWS, NY (https://www.google.com/maps/place/5943%20FRESH%20MEADOWS%20LANE,FRESH%20MEADOWS,NY)	Graph	3	\$67,308.80	\$58,198.40	\$58,198.40	\$85,529.60

Employer Name/Worksite Address	Graph	Count	Mean Wage	Median Wage	Lowest Wage	Highest Wage
Totals	Graph	3	\$67,308.80	\$58,198.40	\$58,198.40	\$85,529.60

Latitude: 40.742088 Longitude: -73.974667

Employer Name/Worksite Address	Graph	Count	Mean Wage	Median Wage	Lowest Wage	Highest Wage
NEW YORK UNIVERSITY SCHOOL OF MEDICINE, 522 FIRST AVENUE, NEW YORK, NY (https://www.google.com/maps/place/522%20FIRST%20AVENUE,NEW%20YORK,NY)	Graph	2	\$47,476.00	\$47,476.00	\$47,476.00	\$47,476.00
Totals	Graph	2	\$47,476.00	\$47,476.00	\$47,476.00	\$47,476.00

Latitude: 40.742143 Longitude: -73.984856

Employer Name/Worksite Address	Graph	Count	Mean Wage	Median Wage	Lowest Wage	Highest Wage
HEALTH MANAGEMENT SYSTEMS, INC., 360 PARK AVENUE SOUTH, NEW YORK, NY (https://www.google.com/maps/place/360%20PARK%20AVENUE%20SOUTH,NEW%20YORK,NY)	Graph	1	\$88,100.00	\$88,100.00	\$88,100.00	\$88,100.00
NFORCE TECHNOLOGIES, 360 PARK AVE SOUTH, NEW YORK, NY (https://www.google.com/maps/place/360%20PARK%20AVE%20SOUTH,NEW%20YORK,NY)	Graph	1	\$85,000.00	\$85,000.00	\$85,000.00	\$85,000.00
THE TRADE DESK, INC., 2 PARK AVENUE SOUTH, NEW YORK, NY (https://www.google.com/maps/place/2%20PARK%20AVENUE%20SOUTH,NEW%20YORK,NY)	Graph	1	\$67,500.00	\$67,500.00	\$67,500.00	\$67,500.00
Totals	Graph	3	\$80,200.00	\$85,000.00	\$67,500.00	\$88,100.00

Latitude: 40.742164 Longitude: -73.991216

Employer Name/Employer Address	Graph	Count	Mean Wage	Median Wage	Lowest Wage	Highest Wage
CAREGURADIAN, INC., 50 WEST 23RD STREET, NEW YORK, NY (https://www.google.com/maps/place/50%20WEST%2023RD%20STREET,NEW%20YORK,NY)	Graph	1	\$146,000.00	\$146,000.00	\$146,000.00	\$146,000.00
ROKT CORP., 50 W. 23RD STREET, NEW YORK, NY (https://www.google.com/maps/place/50%20W.%2023RD%20STREET,NEW%20YORK,NY)	Graph	1	\$65,000.00	\$65,000.00	\$65,000.00	\$65,000.00
GROVO LEARNING, INC., 50 WEST 23RD STREET, NEW YORK, NY (https://www.google.com/maps/place/50%20WEST%2023RD%20STREET,NEW%20YORK,NY)	Graph	2	\$142,500.00	\$135,000.00	\$135,000.00	\$150,000.00
GPSHOPPER, 50 WEST 23RD STREET, NEW YORK, NY (https://www.google.com/maps/place/50%20WEST%2023RD%20STREET,NEW%20YORK,NY)	Graph	3	\$81,666.67	\$75,000.00	\$75,000.00	\$95,000.00
SOUNDCLOUD, INC., 50 WEST 23RD STREET, NEW YORK, NY (https://www.google.com/maps/place/50%20WEST%2023RD%20STREET,NEW%20YORK,NY)	Graph	4	\$97,000.00	\$79,500.00	\$79,500.00	\$120,000.00
ACTIONIQ INC., 50 W 23RD STREET, NEW YORK, NY (https://www.google.com/maps/place/50%20W%2023RD%20STREET,NEW%20YORK,NY)	Graph	5	\$102,480.00	\$92,400.00	\$70,000.00	\$140,000.00
ROKT CORPORATION, 50 WEST 23RD STREET, NEW YORK, NY (https://www.google.com/maps/place/50%20WEST%2023RD%20STREET,NEW%20YORK,NY)	Graph	7	\$135,411.86	\$126,500.00	\$46,783.00	\$249,600.00
Totals	Graph	23	\$112,577.52	\$95,000.00	\$46,783.00	\$249,600.00

Employer Name/Worksite Address	Graph	Count	Mean Wage	Median Wage	Lowest Wage	Highest Wage
STANTEC CONSULTING SERVICES INC, 50 W. 23RD STREET, NEW YORK, NY (https://www.google.com/maps/place/50%20W.%2023RD%20STREET,NEW%20YORK,NY)	Graph	3	\$62,829.87	\$65,000.00	\$54,995.20	\$68,494.40
DROPBOX, INC., 50 WEST 23RD ST., NEW YORK, NY (https://www.google.com/maps/place/50%20WEST%2023RD%20ST.,NEW%20YORK,NY)	Graph	4	\$126,849.00	\$131,997.00	\$111,405.00	\$131,997.00
ACTIONIQ INC., 50 W 23RD STREET, NEW YORK, NY (https://www.google.com/maps/place/50%20W%2023RD%20STREET,NEW%20YORK,NY)	Graph	5	\$102,480.00	\$92,400.00	\$70,000.00	\$140,000.00
SOUNDCLOUD, INC., 50 WEST 23RD STREET, NEW YORK, NY (https://www.google.com/maps/place/50%20WEST%2023RD%20STREET,NEW%20YORK,NY)	Graph	23	\$112,585.76	\$109,000.00	\$46,783.00	\$249,600.00
Totals	Graph	35	\$108,507.37	\$109,000.00	\$46,783.00	\$249,600.00

Latitude: 40.742173 Longitude: -73.927302

Employer Name/Employer Address	Graph	Count	Mean Wage	Median Wage	Lowest Wage	Highest Wage
HUROM AMERICA INC, 31-00 47TH AVENUE, LONG ISLAND CITY, NY (https://www.google.com/maps/place/31-00%20%2047TH%20AVENUE,LONG%20ISLAND%20CITY,NY)	Graph	1	\$64,000.00	\$64,000.00	\$64,000.00	\$64,000.00
QUALITY PROTECTION PATROL SERVICES INC, 31-00 47TH AVENUE SUITE 356, LONG ISLAND CITY, NY (https://www.google.com/maps/place/31-00%2047TH%20AVENUE%20SUITE%20356,LONG%20ISLAND%20CITY,NY)	Graph	1	\$46,675.20	\$46,675.20	\$46,675.20	\$46,675.20
CAPITAL ONE CONSTRUCTION CORP., 49-10 47TH AVE, WOODSIDE, NY (https://www.google.com/maps/place/49-10%2047TH%20AVE,WOODSIDE,NY)	Graph	2	\$54,530.50	\$53,061.00	\$53,061.00	\$56,000.00
MEER ENTERPRISERS, LLC, 31-00 47TH AVE., LONG ISLAND CITY, NY (https://www.google.com/maps/place/31-00%2047TH%20AVE.,LONG%20ISLAND%20CITY,NY)	Graph	2	\$49,868.00	\$46,675.00	\$46,675.00	\$53,061.00
MEER ENTERPRISES LLC, 31-00 47TH AVE., LONG ISLAND CITY, NY (https://www.google.com/maps/place/31-00%2047TH%20AVE.,LONG%20ISLAND%20CITY,NY)	Graph	3	\$50,960.00	\$55,765.00	\$38,917.00	\$58,198.00
Totals	Graph	9	\$52,483.58	\$53,061.00	\$38,917.00	\$64,000.00

Employer Name/Worksite Address	Graph	Count	Mean Wage	Median Wage	Lowest Wage	Highest Wage
HUROM AMERICA INC, 31-00 47TH AVENUE, LONG ISLAND CITY, NY (https://www.google.com/maps/place/31-00%20%2047TH%20AVENUE,LONG%20ISLAND%20CITY,NY)	Graph	1	\$64,000.00	\$64,000.00	\$64,000.00	\$64,000.00
LYFT, INC., 31-00 47TH AVENUE, LONG ISLAND CITY, NY (https://www.google.com/maps/place/31-00%2047TH%20AVENUE,LONG%20ISLAND%20CITY,NY)	Graph	1	\$150,000.00	\$150,000.00	\$150,000.00	\$150,000.00
MEER ENTERPRISERS, LLC, 31-00 47TH AVE, LONG ISLAND CITY, NY (https://www.google.com/maps/place/31-00%2047TH%20AVE,LONG%20ISLAND%20CITY,NY)	Graph	1	\$53,061.00	\$53,061.00	\$53,061.00	\$53,061.00
MEER ENTERPRISES LLC, 31-00 47TH AVE., LONG ISLAND CITY, NY (https://www.google.com/maps/place/31-00%2047TH%20AVE.,LONG%20ISLAND%20CITY,NY)	Graph	1	\$38,917.00	\$38,917.00	\$38,917.00	\$38,917.00
QUALITY PROTECTION PATROL SERVICES INC, 31-00 47TH AVENUE SUITE 356, LONG ISLAND CITY, NY (https://www.google.com/maps/place/31-00%2047TH%20AVENUE%20SUITE%20356,LONG%20ISLAND%20CITY,NY)	Graph	1	\$46,675.20	\$46,675.20	\$46,675.20	\$46,675.20
Totals	Graph	5	\$70,530.64	\$53,061.00	\$38,917.00	\$150,000.00

Latitude: 40.742189 Longitude: -74.006338

Employer Name/Employer Address	Graph	Count	Mean Wage	Median Wage	Lowest Wage	Highest Wage
KCD INC., 450 WEST 15TH STREET, STE. 604, NEW YORK, NY (https://www.google.com/maps/place/450%20WEST%2015TH%20STREET,%20STE.%20604,NEW%20YORK,NY)	Graph	1	\$108,000.00	\$108,000.00	\$108,000.00	\$108,000.00
MILK STUDIOS LLC, 450 WEST 15TH STREET, NEW YORK, NY (https://www.google.com/maps/place/450%20WEST%2015TH%20STREET,NEW%20YORK,NY)	Graph	1	\$75,795.00	\$75,795.00	\$75,795.00	\$75,795.00
PALIO PLUS IGNITE, LLC, 450 W. 15TH STREET, NEW YORK, NY (https://www.google.com/maps/place/450%20W.%2015TH%20STREET,NEW%20YORK,NY)	Graph	1	\$114,338.00	\$114,338.00	\$114,338.00	\$114,338.00
GIORGIO ARMANI CORPORATION, 450 WEST 15TH STREET, NEW YORK, NY (https://www.google.com/maps/place/450%20WEST%2015TH%20STREET,NEW%20YORK,NY)	Graph	3	\$186,666.67	\$75,000.00	\$60,000.00	\$420,000.00
Totals	Graph	6	\$143,022.17	\$75,795.00	\$60,000.00	\$420,000.00

Employer Name/Worksite Address	Graph	Count	Mean Wage	Median Wage	Lowest Wage	Highest Wage
KCD INC., 450 WEST 15TH STREET, STE. 604, NEW YORK, NY (https://www.google.com/maps/place/450%20WEST%2015TH%20STREET,%20STE.%20604,NEW%20YORK,NY)	Graph	1	\$108,000.00	\$108,000.00	\$108,000.00	\$108,000.00
PALIO PLUS IGNITE, LLC, 450 W 15TH STREET, NEW YORK, NY (https://www.google.com/maps/place/450%20W%2015TH%20STREET,NEW%20YORK,NY)	Graph	1	\$114,338.00	\$114,338.00	\$114,338.00	\$114,338.00
GIORGIO ARMANI CORPORATION, 450 WEST 15TH STREET, NEW YORK, NY (https://www.google.com/maps/place/450%20WEST%2015TH%20STREET,NEW%20YORK,NY)	Graph	5	\$141,959.00	\$75,000.00	\$60,000.00	\$420,000.00
Totals	Graph	7	\$133,161.86	\$75,795.00	\$60,000.00	\$420,000.00

Latitude: 40.742189 Longitude: -73.990934

Employer Name/Employer Address	Graph	Count	Mean Wage	Median Wage	Lowest Wage	Highest Wage
BIZZABO INC., 43 WEST 23RD ST, NEW YORK, NY (https://www.google.com/maps/place/43%20WEST%2023RD%20ST,NEW%20YORK,NY)	Graph	1	\$160,000.00	\$160,000.00	\$160,000.00	\$160,000.00
IMAGEBRIEF USA, INC., 43 WEST 23RD STREET, NEW YORK, NY (https://www.google.com/maps/place/43%20WEST%2023RD%20STREET,NEW%20YORK,NY)	Graph	1	\$72,301.00	\$72,301.00	\$72,301.00	\$72,301.00
EATALY USA, LLC, 43 WEST 23RD STREET, NEW YORK, NY (https://www.google.com/maps/place/43%20WEST%2023RD%20STREET,NEW%20YORK,NY)	Graph	2	\$84,356.80	\$48,713.60	\$48,713.60	\$120,000.00
Totals	Graph	4	\$100,253.65	\$72,301.00	\$48,713.60	\$160,000.00

Employer Name/Worksite Address	Graph	Count	Mean Wage	Median Wage	Lowest Wage	Highest Wage
BIZZABO INC., 43 WEST 23RD ST, NEW YORK, NY (https://www.google.com/maps/place/43%20WEST%2023RD%20ST,NEW%20YORK,NY)	Graph	1	\$160,000.00	\$160,000.00	\$160,000.00	\$160,000.00
EMPIRE STARTUPS, INC., 43 W 23RD ST, NEW YORK, NY (https://www.google.com/maps/place/43%20W%2023RD%20ST,NEW%20YORK,NY)	Graph	1	\$65,000.00	\$65,000.00	\$65,000.00	\$65,000.00
EATALY USA, LLC, 43 WEST 23RD STREET, NEW YORK, NY (https://www.google.com/maps/place/43%20WEST%2023RD%20STREET,NEW%20YORK,NY)	Graph	2	\$49,806.80	\$48,713.60	\$48,713.60	\$50,900.00
Totals	Graph	4	\$81,153.40	\$50,900.00	\$48,713.60	\$160,000.00

Latitude: 40.742189 Longitude: -73.904575

Employer Name/Employer Address	Graph	Count	Mean Wage	Median Wage	Lowest Wage	Highest Wage
JZ & ASSOCIATES INC., 6924 44TH AVE, WOODSIDE, NY (https://www.google.com/maps/place/6924%2044TH%20AVE,WOODSIDE,NY)	Graph	1	\$55,764.80	\$55,764.80	\$55,764.80	\$55,764.80
Totals	Graph	1	\$55,764.80	\$55,764.80	\$55,764.80	\$55,764.80

Employer Name/Worksite Address	Graph	Count	Mean Wage	Median Wage	Lowest Wage	Highest Wage
JZ & ASSOCIATES INC., 6924 44TH AVE, WOODSIDE, NY (https://www.google.com/maps/place/6924%2044TH%20AVE,WOODSIDE,NY)	Graph	1	\$55,764.80	\$55,764.80	\$55,764.80	\$55,764.80
Totals	Graph	1	\$55,764.80	\$55,764.80	\$55,764.80	\$55,764.80

Latitude: 40.742204 Longitude: -73.953139

Employer Name/Employer Address	Graph	Count	Mean Wage	Median Wage	Lowest Wage	Highest Wage
FAILTE CARE CORPORATION, 10-40 JACKSON AVENUE, LONG ISLAND CITY, NY (https://www.google.com/maps/place/10-40%20JACKSON%20AVENUE,LONG%20ISLAND%20CITY,NY)	Graph	1	\$53,000.00	\$53,000.00	\$53,000.00	\$53,000.00
Totals	Graph	1	\$53,000.00	\$53,000.00	\$53,000.00	\$53,000.00

Employer Name/Worksite Address	Graph	Count	Mean Wage	Median Wage	Lowest Wage	Highest Wage
FAILTE CARE CORPORATION, 10-40 JACKSON AVENUE, LONG ISLAND CITY, NY (https://www.google.com/maps/place/10-40%20JACKSON%20AVENUE,LONG%20ISLAND%20CITY,NY)	Graph	1	\$53,000.00	\$53,000.00	\$53,000.00	\$53,000.00
Totals	Graph	1	\$53,000.00	\$53,000.00	\$53,000.00	\$53,000.00

Latitude: 40.742275 Longitude: -73.974538

Employer Name/Worksite Address	Graph	Count	Mean Wage	Median Wage	Lowest Wage	Highest Wage
NEW YORK UNIVERSITY SCHOOL OF MEDICINE, 522 FIRST AVENUE, NEW YORK, NY (https://www.google.com/maps/place/522%20FIRST%20AVENUE,NEW%20YORK,NY)	Graph	3	\$48,158.67	\$47,476.00	\$42,000.00	\$55,000.00
NEW YORK UNIVERSITY SCHOOL OF MEDICINE, 540 FIRST AVENUE, NEW YORK, NY (https://www.google.com/maps/place/540%20FIRST%20AVENUE,NEW%20YORK,NY)	Graph	6	\$55,552.83	\$47,476.00	\$45,000.00	\$83,090.00
NEW YORK UNIVERSITY SCHOOL OF MEDICINE, 550 FIRST AVENUE, NEW YORK, NY (https://www.google.com/maps/place/550%20FIRST%20AVENUE,NEW%20YORK,NY)	Graph	8	\$54,909.40	\$48,247.00	\$46,392.23	\$80,000.00
Totals	Graph	17	\$53,945.19	\$48,247.00	\$42,000.00	\$83,090.00

Latitude: 40.742306 Longitude: -73.983746

Employer Name/Employer Address	Graph	Count	Mean Wage	Median Wage	Lowest Wage	Highest Wage
GAZELLE GLOBALIZATION GROUP LLC, 116 EAST 27TH STREET, NEW YORK, NY (https://www.google.com/maps/place/116%20EAST%2027TH%20STREET,NEW%20YORK,NY)	Graph	1	\$58,000.00	\$58,000.00	\$58,000.00	\$58,000.00
INTERACTIVE ADVERTISING BUREAU, INC., 116 EAST 27TH STREET, NEW YORK, NY (https://www.google.com/maps/place/116%20EAST%2027TH%20STREET,NEW%20YORK,NY)	Graph	1	\$78,118.00	\$78,118.00	\$78,118.00	\$78,118.00
Totals	Graph	2	\$68,059.00	\$58,000.00	\$58,000.00	\$78,118.00

Employer Name/Worksite Address	Graph	Count	Mean Wage	Median Wage	Lowest Wage	Highest Wage
INTERACTIVE ADVERTISING BUREAU, INC., 116 EAST 27TH STREET, NEW YORK, NY (https://www.google.com/maps/place/116%20EAST%2027TH%20STREET,NEW%20YORK,NY)	Graph	2	\$68,059.00	\$58,000.00	\$58,000.00	\$78,118.00
Totals	Graph	2	\$68,059.00	\$58,000.00	\$58,000.00	\$78,118.00

Latitude: 40.742318 Longitude: -73.9745

Employer Name/Worksite Address	Graph	Count	Mean Wage	Median Wage	Lowest Wage	Highest Wage
NEW YORK UNIVERSITY SCHOOL OF MEDICINE, 540 FIRST AVENUE, NEW YORK, NY (https://www.google.com/maps/place/540%20FIRST%20AVENUE,NEW%20YORK,NY)	Graph	2	\$55,442.00	\$47,476.00	\$47,476.00	\$63,408.00
Totals	Graph	2	\$55,442.00	\$47,476.00	\$47,476.00	\$63,408.00

Latitude: 40.742327 Longitude: -73.991264

Employer Name/Employer Address	Graph	Count	Mean Wage	Median Wage	Lowest Wage	Highest Wage
HANDY TECHNOLOGIES, 53 W 23RD ST, NEW YORK, NY (https://www.google.com/maps/place/53%20W%2023RD%20ST,NEW%20YORK,NY)	Graph	1	\$55,000.00	\$55,000.00	\$55,000.00	\$55,000.00
HANDY TECHNOLOGIES, INC., 53 W 23RD ST, NEW YORK, NY (https://www.google.com/maps/place/53%20W%2023RD%20ST,NEW%20YORK,NY)	Graph	1	\$154,960.00	\$154,960.00	\$154,960.00	\$154,960.00
Totals	Graph	2	\$104,980.00	\$55,000.00	\$55,000.00	\$154,960.00

Employer Name/Worksite Address	Graph	Count	Mean Wage	Median Wage	Lowest Wage	Highest Wage
HANDY TECHNOLOGIES, INC., 53 W 23RD STREET, NEW YORK, NY (https://www.google.com/maps/place/53%20W%2023RD%20STREET,NEW%20YORK,NY)	Graph	1	\$154,960.00	\$154,960.00	\$154,960.00	\$154,960.00
Totals	Graph	1	\$154,960.00	\$154,960.00	\$154,960.00	\$154,960.00

Latitude: 40.742332 Longitude: -73.98472

Employer Name/Employer Address	Graph	Count	Mean Wage	Median Wage	Lowest Wage	Highest Wage
--------------------------------	-------	-------	-----------	-------------	-------------	--------------

Employer Name/Employer Address	Graph	Count	Mean Wage	Median Wage	Lowest Wage	Highest Wage
LJM DEVELOPMENT LLC, 373 PARK AVENUE S., NEW YORK CITY, NY (https://www.google.com/maps/place/373%20PARK%20AVENUE%20S.,NEW%20YORK%20CITY,NY)	Graph	1	\$39,000.00	\$39,000.00	\$39,000.00	\$39,000.00
NEUROLEADERSHIP INSTITUTE INC., 373 PARK AVENUE SOUTH, NEW YORK, NY (https://www.google.com/maps/place/373%20PARK%20AVENUE%20SOUTH,NEW%20YORK,NY)	Graph	1	\$300,000.00	\$300,000.00	\$300,000.00	\$300,000.00
Totals	Graph	2	\$169,500.00	\$39,000.00	\$39,000.00	\$300,000.00

Employer Name/Worksite Address	Graph	Count	Mean Wage	Median Wage	Lowest Wage	Highest Wage
LJM DEVELOPMENT LLC, 373 PARK AVENUE S., NEW YORK CITY, NY (https://www.google.com/maps/place/373%20PARK%20AVENUE%20S.,NEW%20YORK%20CITY,NY)	Graph	1	\$39,000.00	\$39,000.00	\$39,000.00	\$39,000.00
NEUROLEADERSHIP INSTITUTE INC., 373 PARK AVENUE SOUTH, NEW YORK, NY (https://www.google.com/maps/place/373%20PARK%20AVENUE%20SOUTH,NEW%20YORK,NY)	Graph	3	\$153,333.33	\$110,000.00	\$50,000.00	\$300,000.00
Totals	Graph	4	\$124,750.00	\$50,000.00	\$39,000.00	\$300,000.00

Latitude: 40.742349 Longitude: -74.005862

Employer Name/Worksite Address	Graph	Count	Mean Wage	Median Wage	Lowest Wage	Highest Wage
NEXTGEN SOLUTIONS INC, 75 9TH AVENUE MLB.COM 5TH FLOOR, NEW YORK, NY (https://www.google.com/maps/place/75%209TH%20AVENUE%20MLB.COM%205TH%20FLOOR,NEW%20YORK,NY)	Graph	1	\$60,000.00	\$60,000.00	\$60,000.00	\$60,000.00
Totals	Graph	1	\$60,000.00	\$60,000.00	\$60,000.00	\$60,000.00

Latitude: 40.74235 Longitude: -73.942191

Employer Name/Employer Address	Graph	Count	Mean Wage	Median Wage	Lowest Wage	Highest Wage
WHOLESALE24X7.COM INC., 47-61 PEARSON PLACE 2ND FLOOR, LONG ISLAND CITY, NY (https://www.google.com/maps/place/47-61%20PEARSON%20PLACE%202ND%20FLOOR,LONG%20ISLAND%20CITY,NY)	Graph	2	\$54,995.20	\$54,995.20	\$54,995.20	\$54,995.20
Totals	Graph	2	\$54,995.20	\$54,995.20	\$54,995.20	\$54,995.20

Employer Name/Worksite Address	Graph	Count	Mean Wage	Median Wage	Lowest Wage	Highest Wage
WHOLESALE24X7.COM INC., 47-61 PEARSON PLACE 2ND FLOOR, LONG ISLAND CITY, NY (https://www.google.com/maps/place/47-61%20PEARSON%20PLACE%202ND%20FLOOR,LONG%20ISLAND%20CITY,NY)	Graph	2	\$54,995.20	\$54,995.20	\$54,995.20	\$54,995.20
Totals	Graph	2	\$54,995.20	\$54,995.20	\$54,995.20	\$54,995.20

Latitude: 40.742369 Longitude: -73.932073

Employer Name/Employer Address	Graph	Count	Mean Wage	Median Wage	Lowest Wage	Highest Wage
BCS INTERNATIONAL CORP., 47-15 33RD STREET, LONG ISLAND CITY, NY (https://www.google.com/maps/place/47-15%2033RD%20STREET,LONG%20ISLAND%20CITY,NY)	Graph	1	\$56,326.40	\$56,326.40	\$56,326.40	\$56,326.40
BCS INTERNATIONAL CORP, 47-15 33RD STREET, LONG ISLAND CITY, NY (https://www.google.com/maps/place/47-15%2033RD%20STREET,LONG%20ISLAND%20CITY,NY)	Graph	4	\$44,532.80	\$39,332.80	\$38,916.80	\$53,060.80
Totals	Graph	5	\$46,891.52	\$46,820.80	\$38,916.80	\$56,326.40

Employer Name/Worksite Address	Graph	Count	Mean Wage	Median Wage	Lowest Wage	Highest Wage
BCS INTERNATIONAL CORP, 47-15 33RD STREET, LONG ISLAND CITY, NY (https://www.google.com/maps/place/47-15%2033RD%20STREET,LONG%20ISLAND%20CITY,NY)	Graph	5	\$46,891.52	\$46,820.80	\$38,916.80	\$56,326.40

Employer Name/Worksite Address	Graph	Count	Mean Wage	Median Wage	Lowest Wage	Highest Wage
Totals	Graph	5	\$46,891.52	\$46,820.80	\$38,916.80	\$56,326.40

Latitude: 40.742372 Longitude: -74.001154

Employer Name/Worksite Address	Graph	Count	Mean Wage	Median Wage	Lowest Wage	Highest Wage
COLUMBIA PARTNERS NEW YORK LLC, 308 WEST 18TH STREET, NEW YORK, NY (https://www.google.com/maps/place/308%20WEST%2018TH%20STREET,NEW%20YORK,NY)	Graph	1	\$45,000.00	\$45,000.00	\$45,000.00	\$45,000.00
Totals	Graph	1	\$45,000.00	\$45,000.00	\$45,000.00	\$45,000.00

Latitude: 40.742392 Longitude: -73.993839

Employer Name/Employer Address	Graph	Count	Mean Wage	Median Wage	Lowest Wage	Highest Wage
FINAL CUT USA INC., 118 WEST 22ND STREET, 7TH FLOOR, NEW YORK, NY (https://www.google.com/maps/place/118%20WEST%2022ND%20STREET,%207TH%20FLOOR,NEW%20YORK,NY)	Graph	1	\$40,000.00	\$40,000.00	\$40,000.00	\$40,000.00
HUMBLE TV LLC, 118 WEST 22ND STREET, NEW YORK, NY (https://www.google.com/maps/place/118%20WEST%2022ND%20STREET,NEW%20YORK,NY)	Graph	1	\$40,000.00	\$40,000.00	\$40,000.00	\$40,000.00
Totals	Graph	2	\$40,000.00	\$40,000.00	\$40,000.00	\$40,000.00

Employer Name/Worksite Address	Graph	Count	Mean Wage	Median Wage	Lowest Wage	Highest Wage
FINAL CUT USA INC., 118 WEST 22ND STREET, 7TH FLOOR, NEW YORK, NY (https://www.google.com/maps/place/118%20WEST%2022ND%20STREET,%207TH%20FLOOR,NEW%20YORK,NY)	Graph	1	\$40,000.00	\$40,000.00	\$40,000.00	\$40,000.00
HUMBLE TV LLC, 118 WEST 22ND STREET, NEW YORK, NY (https://www.google.com/maps/place/118%20WEST%2022ND%20STREET,NEW%20YORK,NY)	Graph	1	\$40,000.00	\$40,000.00	\$40,000.00	\$40,000.00
Totals	Graph	2	\$40,000.00	\$40,000.00	\$40,000.00	\$40,000.00

Latitude: 40.742437 Longitude: -73.991527

Employer Name/Employer Address	Graph	Count	Mean Wage	Median Wage	Lowest Wage	Highest Wage
BETTERMENT HOLDINGS, INC., 61 W 23RD ST, 4TH FLOOR, NEW YORK, NY (https://www.google.com/maps/place/61%20W%2023RD%20ST,%204TH%20FLOOR,NEW%20YORK,NY)	Graph	1	\$75,000.00	\$75,000.00	\$75,000.00	\$75,000.00
BETTERMENT HOLDINGS, INC., 61 W 23RD ST, 4TH FLOOR, NEW YORK, NY (https://www.google.com/maps/place/61%20W%2023RD%20ST,%204TH%20FLOOR,NEW%20YORK,NY)	Graph	2	\$151,000.00	\$102,000.00	\$102,000.00	\$200,000.00
BETTERMENT HOLDINGS, INC., 61 WEST 23RD STREET, NEW YORK, NY (https://www.google.com/maps/place/61%20WEST%2023RD%20STREET,NEW%20YORK,NY)	Graph	5	\$151,600.00	\$153,000.00	\$105,000.00	\$200,000.00
Totals	Graph	8	\$141,875.00	\$110,000.00	\$75,000.00	\$200,000.00

Employer Name/Worksite Address	Graph	Count	Mean Wage	Median Wage	Lowest Wage	Highest Wage
BETTERMENT HOLDINGS, INC., 61 W 23RD ST, 4TH FLOOR, NEW YORK, NY (https://www.google.com/maps/place/61%20W%2023RD%20ST,%204TH%20FLOOR,NEW%20YORK,NY)	Graph	3	\$125,666.67	\$102,000.00	\$75,000.00	\$200,000.00
BETTERMENT HOLDINGS, INC., 61 WEST 23RD STREET, NEW YORK, NY (https://www.google.com/maps/place/61%20WEST%2023RD%20STREET,NEW%20YORK,NY)	Graph	5	\$151,600.00	\$153,000.00	\$105,000.00	\$200,000.00
Totals	Graph	8	\$141,875.00	\$110,000.00	\$75,000.00	\$200,000.00

Latitude: 40.742445 Longitude: -73.974407

Employer Name/Employer Address	Graph	Count	Mean Wage	Median Wage	Lowest Wage	Highest Wage
--------------------------------	-------	-------	-----------	-------------	-------------	--------------

Employer Name/Employer Address	Graph	Count	Mean Wage	Median Wage	Lowest Wage	Highest Wage
NYU HOSPITALS CENTER, 550 FIRST AVENUE, NEW YORK, NY (https://www.google.com/maps/place/550%20FIRST%20AVENUE,NEW%20YORK,NY)	Graph	1	\$67,185.85	\$67,185.85	\$67,185.85	\$67,185.85
NYU LANGONE HOSPITALS, 550 FIRST AVENUE, NEW YORK, NY (https://www.google.com/maps/place/550%20FIRST%20AVENUE,NEW%20YORK,NY)	Graph	3	\$80,041.28	\$77,952.84	\$68,621.00	\$93,550.00
NEW YORK UNIVERSITY HOSPITALS CENTER, 550 FIRST AVENUE, NEW YORK, NY (https://www.google.com/maps/place/550%20FIRST%20AVENUE,NEW%20YORK,NY)	Graph	46	\$73,963.07	\$75,499.12	\$56,960.00	\$105,000.00
NEW YORK UNIVERSITY SCHOOL OF MEDICINE, 550 FIRST AVENUE, NEW YORK, NY (https://www.google.com/maps/place/550%20FIRST%20AVENUE,NEW%20YORK,NY)	Graph	149	\$90,280.31	\$63,107.00	\$42,000.00	\$800,000.00
Totals	Graph	199	\$86,238.07	\$67,371.00	\$42,000.00	\$800,000.00

Employer Name/Worksite Address	Graph	Count	Mean Wage	Median Wage	Lowest Wage	Highest Wage
POPULUS GROUP LLC, 550 1ST AVE, NEW YORK, NY (https://www.google.com/maps/place/550%201ST%20AVE,NEW%20YORK,NY)	Graph	1	\$139,360.00	\$139,360.00	\$139,360.00	\$139,360.00
POPULUS GROUP LLC, 550 1ST AVE., NEW YORK, NY (https://www.google.com/maps/place/550%201ST%20AVE.,NEW%20YORK,NY)	Graph	1	\$139,360.00	\$139,360.00	\$139,360.00	\$139,360.00
NEW YORK UNIVERSITY HOSPITALS CENTER, 550 FIRST AVENUE, NEW YORK, NY (https://www.google.com/maps/place/550%20FIRST%20AVENUE,NEW%20YORK,NY)	Graph	26	\$76,986.96	\$69,360.00	\$47,476.00	\$200,000.00
Totals	Graph	28	\$81,442.18	\$71,093.35	\$47,476.00	\$200,000.00

Latitude: 40.742472 Longitude: -73.97604

Employer Name/Worksite Address	Graph	Count	Mean Wage	Median Wage	Lowest Wage	Highest Wage
MONTEFIORE MEDICAL CENTER, 520 1-ST AVENUE, NEW YORK, NY (https://www.google.com/maps/place/520%201-ST%20AVENUE,NEW%20YORK,NY)	Graph	1	\$60,900.00	\$60,900.00	\$60,900.00	\$60,900.00
Totals	Graph	1	\$60,900.00	\$60,900.00	\$60,900.00	\$60,900.00

Latitude: 40.742486 Longitude: -73.620203

Employer Name/Employer Address	Graph	Count	Mean Wage	Median Wage	Lowest Wage	Highest Wage
1-800-FLOWERS.COM, INC., ONE OLD COUNTRY ROAD, CARLE PLACE, NY (https://www.google.com/maps/place/ONE%20OLD%20COUNTRY%20ROAD,CARLE%20PLACE,NY)	Graph	5	\$122,533.99	\$125,000.00	\$85,000.00	\$145,669.94
Totals	Graph	5	\$122,533.99	\$125,000.00	\$85,000.00	\$145,669.94

Employer Name/Worksite Address	Graph	Count	Mean Wage	Median Wage	Lowest Wage	Highest Wage
1-800-FLOWERS.COM, INC., ONE OLD COUNTRY RD, CARLE PLACE, NY (https://www.google.com/maps/place/ONE%20OLD%20COUNTRY%20RD,CARLE%20PLACE,NY)	Graph	1	\$145,669.94	\$145,669.94	\$145,669.94	\$145,669.94
TATA CONSULTANCY SERVICES LIMITED, 1 OLD COUNTRY ROAD, CARLE PLACE, NY (https://www.google.com/maps/place/1%20OLD%20COUNTRY%20ROAD,CARLE%20PLACE,NY)	Graph	1	\$73,902.00	\$73,902.00	\$73,902.00	\$73,902.00
ZENSAR TECHNOLOGIES INC., 1 OLD COUNTRY RD, CARLE PLACE, NY (https://www.google.com/maps/place/1%20OLD%20COUNTRY%20RD,CARLE%20PLACE,NY)	Graph	1	\$72,821.00	\$72,821.00	\$72,821.00	\$72,821.00
ZENSAR TECHNOLOGIES INC., ONE OLD COUNTRY RD, STE 500, CARLE PLACE, NY (https://www.google.com/maps/place/ONE%20OLD%20COUNTRY%20RD,%20STE.%20500,CARLE%20PLACE,NY)	Graph	1	\$120,000.00	\$120,000.00	\$120,000.00	\$120,000.00
1-800-FLOWERS.COM, INC., ONE OLD COUNTRY ROAD, CARLE PLACE, NY (https://www.google.com/maps/place/ONE%20OLD%20COUNTRY%20ROAD,CARLE%20PLACE,NY)	Graph	3	\$117,333.33	\$125,000.00	\$85,000.00	\$145,669.94
ZENSAR TECHNOLOGIES INC., 1 OLD COUNTRY RD., STE. 500, CARLE PLACE, NY (https://www.google.com/maps/place/1%20OLD%20COUNTRY%20RD.,%20STE.%20500,CARLE%20PLACE,NY)	Graph	10	\$75,067.00	\$75,067.00	\$75,067.00	\$75,067.00
ZENSAR TECHNOLOGIES INC., ONE OLD COUNTRY RD., STE. 500, CARLE PLACE, NY (https://www.google.com/maps/place/ONE%20OLD%20COUNTRY%20RD.,%20STE.%20500,CARLE%20PLACE,NY)	Graph	10	\$72,821.00	\$72,821.00	\$72,821.00	\$72,821.00
Totals	Graph	27	\$83,084.18	\$75,067.00	\$72,821.00	\$145,669.94

Latitude: 40.742557 Longitude: -73.984557

Employer Name/Employer Address	Graph	Count	Mean Wage	Median Wage	Lowest Wage
BARON & BARON LLP, 381 PARK AVENUE SOUTH, SUITE 1520, NEW YORK, NY (https://www.google.com/maps/place/381%20PARK%20AVENUE%20SOUTH,%20SUITE%201520,NEW%20YORK,NY)	Graph	1	\$55,764.80	\$55,764.80	\$55,764.80
BUSSON & SIKORSKI, P.C., 381 PARK AVENUE SOUTH, NEW YORK, NY (https://www.google.com/maps/place/381%20PARK%20AVENUE%20SOUTH,NEW%20YORK,NY)	Graph	1	\$45,843.20	\$45,843.20	\$45,843.20
FRESH PLANET INC, 381 PARK AVENUE SOUTH, NEW YORK, NY (https://www.google.com/maps/place/381%20PARK%20AVENUE%20SOUTH,NEW%20YORK,NY)	Graph	1	\$55,000.00	\$55,000.00	\$55,000.00
SBJ GROUP ARCHITECTS PC, 381 PARK AVENUE SOUTH, NEW YORK, NY (https://www.google.com/maps/place/381%20PARK%20AVENUE%20SOUTH,NEW%20YORK,NY)	Graph	1	\$52,000.00	\$52,000.00	\$52,000.00
STEPHEN B JACOBS GROUP PC, 381 PARK AVENUE SOUTH, NEW YORK, NY (https://www.google.com/maps/place/381%20PARK%20AVENUE%20SOUTH,NEW%20YORK,NY)	Graph	1	\$52,000.00	\$52,000.00	\$52,000.00
STEPHEN B. JACOBS GROUP, P.C., 381 PARK AVENUE SOUTH, NEW YORK, NY (https://www.google.com/maps/place/381%20PARK%20AVENUE%20SOUTH,NEW%20YORK,NY)	Graph	1	\$115,000.00	\$115,000.00	\$115,000.00
SUPERFLY MARKETING GROUP, 381 PARK AVENUE SOUTH, 16TH FLOOR, NEW YORK, NY (https://www.google.com/maps/place/381%20PARK%20AVENUE%20SOUTH,%2016TH%20FLOOR,NEW%20YORK,NY)	Graph	1	\$45,000.00	\$45,000.00	\$45,000.00
SUPERFLY PRODUCTIONS, LLC., 381 PARK AVENUE SOUTH, 16TH FLOOR, NEW YORK, NY (https://www.google.com/maps/place/381%20PARK%20AVENUE%20SOUTH,%2016TH%20FLOOR,NEW%20YORK,NY)	Graph	1	\$45,000.00	\$45,000.00	\$45,000.00
STEPHEN B. JACOBS GROUP, PC, 381 PARK AVENUE SOUTH, 2ND FLOOR, NEW YORK, NY (https://www.google.com/maps/place/381%20PARK%20AVENUE%20SOUTH,%202ND%20FLOOR,NEW%20YORK,NY)	Graph	2	\$45,000.00	\$45,000.00	\$45,000.00
WILLIAMS LEA, INC., 381 PARK AVENUE SOUTH, NEW YORK, NY (https://www.google.com/maps/place/381%20PARK%20AVENUE%20SOUTH,NEW%20YORK,NY)	Graph	2	\$87,897.50	\$75,795.00	\$75,795.00
TAG WORLDWIDE (USA) INC., 381 PARK AVENUE SOUTH, NEW YORK, NY (https://www.google.com/maps/place/381%20PARK%20AVENUE%20SOUTH,NEW%20YORK,NY)	Graph	3	\$68,164.39	\$69,000.00	\$63,148.80
Totals	Graph	15	\$62,393.08	\$55,000.00	\$45,000.00

Employer Name/Worksite Address	Graph	Count	Mean Wage	Median Wage	Lowest Wage
BARON & BARON LLP, 381 PARK AVENUE SOUTH, SUITE 1520, NEW YORK, NY (https://www.google.com/maps/place/381%20PARK%20AVENUE%20SOUTH,%20SUITE%201520,NEW%20YORK,NY)	Graph	1	\$55,764.80	\$55,764.80	\$55,764.80
INTERNATIONAL WELL BUILDING INSTITUTE, PBC, 381 PARK AVENUE SOUTH, NEW YORK CITY, NY (https://www.google.com/maps/place/381%20PARK%20AVENUE%20SOUTH,NEW%20YORK%20CITY,NY)	Graph	1	\$75,000.00	\$75,000.00	\$75,000.00
SYSTEMART LLC, 381 PARK AVE. SOUTH, NEW YORK, NY (https://www.google.com/maps/place/381%20PARK%20AVE.%20SOUTH,NEW%20YORK,NY)	Graph	1	\$90,000.00	\$90,000.00	\$90,000.00
WILLIAMS LEA, INC., 381 PARK AVENUE S, NEW YORK, NY (https://www.google.com/maps/place/381%20PARK%20AVENUE%20S,NEW%20YORK,NY)	Graph	1	\$100,000.00	\$100,000.00	\$100,000.00
STEPHEN B. JACOBS GROUP, PC, 381 PARK AVENUE SOUTH, 2ND FLOOR, NEW YORK, NY (https://www.google.com/maps/place/381%20PARK%20AVENUE%20SOUTH,%202ND%20FLOOR,NEW%20YORK,NY)	Graph	2	\$45,000.00	\$45,000.00	\$45,000.00
SUPERFLY MARKETING GROUP, 381 PARK AVENUE SOUTH, 16TH FLOOR, NEW YORK, NY (https://www.google.com/maps/place/381%20PARK%20AVENUE%20SOUTH,%2016TH%20FLOOR,NEW%20YORK,NY)	Graph	2	\$45,000.00	\$45,000.00	\$45,000.00
SBJ GROUP ARCHITECTS PC, 381 PARK AVENUE SOUTH, NEW YORK, NY (https://www.google.com/maps/place/381%20PARK%20AVENUE%20SOUTH,NEW%20YORK,NY)	Graph	8	\$79,454.77	\$55,000.00	\$45,843.20
Totals	Graph	16	\$71,025.19	\$55,000.00	\$45,000.00

Latitude: 40.742563 Longitude: -73.994244

Employer Name/Employer Address	Graph	Count	Mean Wage	Median Wage	Lowest Wage	Highest Wage
GOOD COMPANY PICTURES, LLC, 132 WEST 22ND STREET, NEW YORK, NY (https://www.google.com/maps/place/132%20WEST%2022ND%20STREET,NEW%20YORK,NY)	Graph	1	\$46,779.00	\$46,779.00	\$46,779.00	\$46,779.00
Totals	Graph	1	\$46,779.00	\$46,779.00	\$46,779.00	\$46,779.00

Employer Name/Worksite Address	Graph	Count	Mean Wage	Median Wage	Lowest Wage	Highest Wage
GOOD COMPANY PICTURES, LLC, 132 WEST 22ND STREET, NEW YORK, NY (https://www.google.com/maps/place/132%20WEST%2022ND%20STREET,NEW%20YORK,NY)	Graph	1	\$46,779.00	\$46,779.00	\$46,779.00	\$46,779.00

Employer Name/Worksite Address	Graph	Count	Mean Wage	Median Wage	Lowest Wage	Highest Wage
Totals	Graph	1	\$46,779.00	\$46,779.00	\$46,779.00	\$46,779.00

Latitude: 40.742566 Longitude: -73.486073

Employer Name/Worksite Address	Graph	Count	Mean Wage	Median Wage	Lowest Wage	Highest Wage
IT & EBUSINESS CONSULTING SERVICES INC, 1055 STEWART AVENUE, FL-2, BETHPAGE, NY (https://www.google.com/maps/place/1055%20STEWART%20AVENUE,%20FL-2,BETHPAGE,NY)	Graph	58	\$69,663.66	\$62,000.00	\$61,901.00	\$107,349.00
Totals	Graph	58	\$69,663.66	\$62,000.00	\$61,901.00	\$107,349.00

Employer Name/Worksite Address	Graph	Count	Mean Wage	Median Wage	Lowest Wage	Highest Wage
EMAESTRO TECHNOLOGIES INC, 110 ORVILLE DRIVE, BOHEMIA, NY (https://www.google.com/maps/place/110%20ORVILLE%20DRIVE,BOHEMIA,NY)	Graph	1	\$80,000.00	\$80,000.00	\$80,000.00	\$80,000.00
LOGIC CONTROLS, INC., 999 SOUTH OYSTER BAY ROAD, BETHPAGE, NY (https://www.google.com/maps/place/999%20SOUTH%20OYSTER%20BAY%20ROAD,BETHPAGE,NY)	Graph	1	\$91,000.00	\$91,000.00	\$91,000.00	\$91,000.00
IT & EBUSINESS CONSULTING SERVICES INC, 1055 STEWART AVENUE, BETHPAGE, NY (https://www.google.com/maps/place/1055%20STEWART%20AVENUE,BETHPAGE,NY)	Graph	58	\$69,663.66	\$62,000.00	\$61,901.00	\$107,349.00
Totals	Graph	60	\$70,191.53	\$62,000.00	\$61,901.00	\$107,349.00

Latitude: 40.742571 Longitude: -73.989803

Employer Name/Worksite Address	Graph	Count	Mean Wage	Median Wage	Lowest Wage
AI CURE LLC DBA AI CURE TECHNOLOGIES LLC, 19 WEST 24TH STREET 11TH FLOOR, NEW YORK, NY (https://www.google.com/maps/place/19%20WEST%20%2024TH%20STREET%2011TH%20FLOOR,NEW%20YORK,NY)	Graph	1	\$178,000.00	\$178,000.00	\$178,000.00
AICURE LLC, 19 W. 24TH ST., 11TH FLOOR, NEW YORK, NY (https://www.google.com/maps/place/19%20W.%2024TH%20ST.,%2011TH%20FLOOR,NEW%20YORK,NY)	Graph	1	\$46,675.00	\$46,675.00	\$46,675.00
CLASSIFIEDJOBS INC., 19 WEST 24TH STREET, NEW YORK, NY (https://www.google.com/maps/place/19%20WEST%2024TH%20STREET,NEW%20YORK,NY)	Graph	1	\$140,000.00	\$140,000.00	\$140,000.00
AICURE, LLC, 19 WEST 24TH STREET, NEW YORK, NY (https://www.google.com/maps/place/19%20WEST%2024TH%20STREET,NEW%20YORK,NY)	Graph	2	\$78,477.00	\$50,000.00	\$50,000.00
FJ LABS, INC., 19 WEST 24TH STREET, NEW YORK, NY (https://www.google.com/maps/place/19%20WEST%2024TH%20STREET,NEW%20YORK,NY)	Graph	3	\$106,000.00	\$96,000.00	\$90,000.00
SYNTHETIC P2P HOLDINGS CORPORATION, 19 WEST 24TH STREET, NEW YORK, NY (https://www.google.com/maps/place/19%20WEST%2024TH%20STREET,NEW%20YORK,NY)	Graph	4	\$108,750.00	\$100,000.00	\$100,000.00
Totals	Graph	12	\$106,219.08	\$100,000.00	\$46,675.00

Employer Name/Worksite Address	Graph	Count	Mean Wage	Median Wage	Lowest Wage
AI CURE LLC DBA AI CURE TECHNOLOGIES LLC, 19 WEST 24TH STREET 11TH FLOOR, NEW YORK, NY (https://www.google.com/maps/place/19%20WEST%20%2024TH%20STREET%2011TH%20FLOOR,NEW%20YORK,NY)	Graph	1	\$178,000.00	\$178,000.00	\$178,000.00
AICURE LLC, 19 W. 24TH ST., 11TH FLOOR, NEW YORK, NY (https://www.google.com/maps/place/19%20W.%2024TH%20ST.,%2011TH%20FLOOR,NEW%20YORK,NY)	Graph	1	\$46,675.00	\$46,675.00	\$46,675.00
AICURE, LLC, 19 WEST 24TH STREET, NEW YORK, NY (https://www.google.com/maps/place/19%20%20WEST%2024TH%20STREET,NEW%20YORK,NY)	Graph	1	\$106,954.00	\$106,954.00	\$106,954.00
FJ LABS, INC., 19 WEST 24TH STREET, NEW YORK, NY (https://www.google.com/maps/place/19%20WEST%2024TH%20STREET,NEW%20YORK,NY)	Graph	10	\$100,596.20	\$100,000.00	\$50,000.00
Totals	Graph	13	\$102,891.62	\$100,000.00	\$46,675.00

Latitude: 40.742572 Longitude: -73.974314

Employer Name/Worksite Address	Graph	Count	Mean Wage	Median Wage	Lowest Wage	Highest Wage
NEW YORK UNIVERSITY HOSPITALS CENTER, 560 FIRST AVENUE, NEW YORK, NY (https://www.google.com/maps/place/560%20FIRST%20AVENUE,NEW%20YORK,NY)	Graph	4	\$94,123.00	\$64,896.00	\$64,846.00	\$141,750.00
Totals	Graph	4	\$94,123.00	\$64,896.00	\$64,846.00	\$141,750.00

Latitude: 40.742575 Longitude: -73.991857

Employer Name/Employer Address	Graph	Count	Mean Wage	Median Wage	Lowest Wage	Highest Wage
AFS INTERCULTURAL PROGRAMS, INC., 71 WEST 23RD STREET, NEW YORK, NY (https://www.google.com/maps/place/71%20WEST%2023RD%20STREET,NEW%20YORK,NY)	Graph	1	\$48,000.00	\$48,000.00	\$48,000.00	\$48,000.00
GIIP GLOBAL ADVISORY, INC., 71 W 23RD STREET, NEW YORK, NY (https://www.google.com/maps/place/71%20W%2023RD%20STREET,NEW%20YORK,NY)	Graph	1	\$55,764.80	\$55,764.80	\$55,764.80	\$55,764.80
CASE COMMONS, INC., 71 WEST 23RD STREET, NEW YORK, NY (https://www.google.com/maps/place/71%20WEST%2023RD%20STREET,NEW%20YORK,NY)	Graph	2	\$73,102.50	\$70,747.00	\$70,747.00	\$75,458.00
TASKSTREAM, LLC, 71 W. 23RD STREET, NEW YORK, NY (https://www.google.com/maps/place/71%20W.%2023RD%20STREET,NEW%20YORK,NY)	Graph	2	\$100,000.00	\$100,000.00	\$100,000.00	\$100,000.00
RN EXPRESS STAFFING REGISTRY, LLC, 71 WEST 23RD STREET, NEW YORK, NY (https://www.google.com/maps/place/71%20WEST%2023RD%20STREET,NEW%20YORK,NY)	Graph	7	\$60,652.80	\$62,400.00	\$46,820.80	\$65,748.80
Totals	Graph	13	\$67,272.26	\$62,400.00	\$46,820.80	\$100,000.00

Employer Name/Worksite Address	Graph	Count	Mean Wage	Median Wage	Lowest Wage	Highest Wage
ACS INTERNATIONAL RESOURCES INC., 71 W 23 STREET, NEW YORK, NY (https://www.google.com/maps/place/71%20W%2023%20STREET,NEW%20YORK,NY)	Graph	1	\$54,000.00	\$54,000.00	\$54,000.00	\$54,000.00
GIIP GLOBAL ADVISORY, INC., 71 W 23RD STREET, NEW YORK, NY (https://www.google.com/maps/place/71%20W%2023RD%20STREET,NEW%20YORK,NY)	Graph	2	\$54,882.40	\$54,000.00	\$54,000.00	\$55,764.80
TASKSTREAM, LLC, 71 W. 23RD STREET, NEW YORK, NY (https://www.google.com/maps/place/71%20W.%2023RD%20STREET,NEW%20YORK,NY)	Graph	2	\$100,000.00	\$100,000.00	\$100,000.00	\$100,000.00
CASE COMMONS, INC., 71 WEST 23RD STREET, NEW YORK, NY (https://www.google.com/maps/place/71%20WEST%2023RD%20STREET,NEW%20YORK,NY)	Graph	4	\$60,256.45	\$48,000.00	\$46,820.80	\$75,458.00
Totals	Graph	9	\$67,198.96	\$55,764.80	\$46,820.80	\$100,000.00

Latitude: 40.742589 Longitude: -73.990184

Employer Name/Employer Address	Graph	Count	Mean Wage	Median Wage	Lowest Wage	Highest Wage
ARULIDEN LLC, 30 W. 24TH STREET, NEW YORK, NY (https://www.google.com/maps/place/30%20W.%2024TH%20STREET,NEW%20YORK,NY)	Graph	1	\$45,000.00	\$45,000.00	\$45,000.00	\$45,000.00
EVERYTHNG INC, 30 WEST 24TH STREET, NEW YORK, NY (https://www.google.com/maps/place/30%20WEST%2024TH%20STREET,NEW%20YORK,NY)	Graph	2	\$155,000.00	\$155,000.00	\$155,000.00	\$155,000.00
Totals	Graph	3	\$118,333.33	\$155,000.00	\$45,000.00	\$155,000.00

Employer Name/Worksite Address	Graph	Count	Mean Wage	Median Wage	Lowest Wage	Highest Wage
ARULIDEN LLC, 30 W. 24TH STREET, NEW YORK, NY (https://www.google.com/maps/place/30%20W.%2024TH%20STREET,NEW%20YORK,NY)	Graph	1	\$45,000.00	\$45,000.00	\$45,000.00	\$45,000.00
GEMINI TRUST COMPANY, LLC, 30 WEST 24TH STREET, NEW YORK, NY (https://www.google.com/maps/place/30%20WEST%2024TH%20STREET,NEW%20YORK,NY)	Graph	3	\$130,000.00	\$155,000.00	\$80,000.00	\$155,000.00
Totals	Graph	4	\$108,750.00	\$80,000.00	\$45,000.00	\$155,000.00

Latitude: 40.742628 Longitude: -73.974437

Employer Name/Worksite Address	Graph	Count	Mean Wage	Median Wage	Lowest Wage	Highest Wage
--------------------------------	-------	-------	-----------	-------------	-------------	--------------

Employer Name/Worksite Address	Graph	Count	Mean Wage	Median Wage	Lowest Wage	Highest Wage
NEW YORK UNIVERSITY SCHOOL OF MEDICINE, 545 FIRST AVENUE, NEW YORK, NY (https://www.google.com/maps/place/545%20FIRST%20AVENUE,NEW%20YORK,NY)	Graph	1	\$90,000.00	\$90,000.00	\$90,000.00	\$90,000.00
Totals	Graph	1	\$90,000.00	\$90,000.00	\$90,000.00	\$90,000.00

Latitude: 40.742639 Longitude: -73.986613

Employer Name/Employer Address	Graph	Count	Mean Wage	Median Wage	Lowest Wage	Highest Wage
THE RENEWABLES CONSULTING GROUP LLC, 41 MADISON AVENUE, NEW YORK, NY (https://www.google.com/maps/place/41%20MADISON%20AVENUE,NEW%20YORK,NY)	Graph	1	\$65,000.00	\$65,000.00	\$65,000.00	\$65,000.00
MISSION CAPITAL ADVISORS, LLC, 41 MADISON AVENUE, NEW YORK, NY (https://www.google.com/maps/place/41%20MADISON%20AVENUE,NEW%20YORK,NY)	Graph	2	\$79,500.00	\$59,000.00	\$59,000.00	\$100,000.00
WATER ISLAND CAPITAL, LLC, 41 MADISON AVENUE, NEW YORK, NY (https://www.google.com/maps/place/41%20MADISON%20AVENUE,NEW%20YORK,NY)	Graph	2	\$130,000.00	\$125,000.00	\$125,000.00	\$135,000.00
Totals	Graph	5	\$96,800.00	\$100,000.00	\$59,000.00	\$135,000.00

Employer Name/Worksite Address	Graph	Count	Mean Wage	Median Wage	Lowest Wage	Highest Wage
MISSION CAPITAL ADVISORS, LLC, 41 MADISON AVENUE, NEW YORK, NY (https://www.google.com/maps/place/41%20MADISON%20AVENUE,NEW%20YORK,NY)	Graph	5	\$96,800.00	\$100,000.00	\$59,000.00	\$135,000.00
Totals	Graph	5	\$96,800.00	\$100,000.00	\$59,000.00	\$135,000.00

Latitude: 40.74264 Longitude: -73.952663

Employer Name/Worksite Address	Graph	Count	Mean Wage	Median Wage	Lowest Wage	Highest Wage
EUREKA INFOTECH,INC, 5301 11TH STREET, LONG ISLAND CITY, NY (https://www.google.com/maps/place/5301%2011TH%20STREET,LONG%20ISLAND%20CITY,NY)	Graph	1	\$64,813.00	\$64,813.00	\$64,813.00	\$64,813.00
Totals	Graph	1	\$64,813.00	\$64,813.00	\$64,813.00	\$64,813.00

Latitude: 40.742647 Longitude: -73.986607

Employer Name/Worksite Address	Graph	Count	Mean Wage	Median Wage	Lowest Wage	Highest Wage
WIPRO LIMITED, 11, MADISON AVE, NEW YORK, NY (https://www.google.com/maps/place/11,%20MADISON%20AVE,NEW%20YORK,NY)	Graph	2	\$77,989.50	\$71,781.00	\$71,781.00	\$84,198.00
Totals	Graph	2	\$77,989.50	\$71,781.00	\$71,781.00	\$84,198.00

Latitude: 40.742677 Longitude: -73.990052

Employer Name/Employer Address	Graph	Count	Mean Wage	Median Wage	Lowest Wage	Highest Wage
CHAINCODE LABS INC., 27 W 24TH STREET, NEW YORK, NY (https://www.google.com/maps/place/27%20W%2024TH%20STREET,NEW%20YORK,NY)	Graph	1	\$150,000.00	\$150,000.00	\$150,000.00	\$150,000.00
CHECK DIGIT, LLC, 27 WEST 24TH ST, NEW YORK, NY (https://www.google.com/maps/place/27%20WEST%2024TH%20ST,NEW%20YORK,NY)	Graph	1	\$180,000.00	\$180,000.00	\$180,000.00	\$180,000.00
COLLECTIVE RETURNS, INC., 27 WEST 24TH STREET, #401, NEW YORK, NY (https://www.google.com/maps/place/27%20WEST%2024TH%20STREET,%20#401,NEW%20YORK,NY)	Graph	1	\$170,000.00	\$170,000.00	\$170,000.00	\$170,000.00
COLLECTIVE RETURNS, INC., 27 WEST 24TH STREET, #901, NEW YORK, NY (https://www.google.com/maps/place/27%20WEST%2024TH%20STREET,%20#901,NEW%20YORK,NY)	Graph	1	\$80,000.00	\$80,000.00	\$80,000.00	\$80,000.00
INSTITCHU INC., 27 W 24TH ST, NEW YORK, NY (https://www.google.com/maps/place/27%20W%2024TH%20ST,NEW%20YORK,NY)	Graph	1	\$75,000.00	\$75,000.00	\$75,000.00	\$75,000.00
SNAPS MEDIA INC, 27 WEST 24TH STREET, NEW YORK, NY (https://www.google.com/maps/place/27%20WEST%2024TH%20STREET,NEW%20YORK,NY)	Graph	1	\$160,000.00	\$160,000.00	\$160,000.00	\$160,000.00

Employer Name/Employer Address	Graph	Count	Mean Wage	Median Wage	Lowest Wage	Highest Wage
SNAPS MEDIA, INC., 27 WEST 24TH STREET, NEW YORK, NY (https://www.google.com/maps/place/27%20WEST%2024TH%20STREET,NEW%20YORK,NY)	Graph	1	\$50,000.00	\$50,000.00	\$50,000.00	\$50,000.00
VERICRED, INC., 27 WEST 24TH STREET, NEW YORK, NY (https://www.google.com/maps/place/27%20WEST%2024TH%20STREET,NEW%20YORK,NY)	Graph	1	\$61,443.00	\$61,443.00	\$61,443.00	\$61,443.00
Totals	Graph	8	\$115,805.38	\$80,000.00	\$50,000.00	\$180,000.00

Employer Name/Worksite Address	Graph	Count	Mean Wage	Median Wage	Lowest Wage	Highest Wage
CHAINCODE LABS INC., 27 W 24TH STREET, NEW YORK, NY (https://www.google.com/maps/place/27%20W%2024TH%20STREET,NEW%20YORK,NY)	Graph	1	\$150,000.00	\$150,000.00	\$150,000.00	\$150,000.00
CHECK DIGIT, LLC, 27 WEST 24TH ST, NEW YORK, NY (https://www.google.com/maps/place/27%20WEST%2024TH%20ST,NEW%20YORK,NY)	Graph	1	\$180,000.00	\$180,000.00	\$180,000.00	\$180,000.00
COLLECTIVE RETURNS, INC., 27 WEST 24TH STREET, #401, NEW YORK, NY (https://www.google.com/maps/place/27%20WEST%2024TH%20STREET,%20#401,NEW%20YORK,NY)	Graph	1	\$170,000.00	\$170,000.00	\$170,000.00	\$170,000.00
COLLECTIVE RETURNS, INC., 27 WEST 24TH STREET, #901, NEW YORK, NY (https://www.google.com/maps/place/27%20WEST%2024TH%20STREET,%20#901,NEW%20YORK,NY)	Graph	1	\$80,000.00	\$80,000.00	\$80,000.00	\$80,000.00
INSTITCHU INC., 27 W 24TH ST, NEW YORK, NY (https://www.google.com/maps/place/27%20W%2024TH%20ST,NEW%20YORK,NY)	Graph	1	\$75,000.00	\$75,000.00	\$75,000.00	\$75,000.00
SNAPS MEDIA, INC., 27 WEST 24TH STREET, NEW YORK, NY (https://www.google.com/maps/place/27%20WEST%2024TH%20STREET,NEW%20YORK,NY)	Graph	3	\$90,481.00	\$61,443.00	\$50,000.00	\$160,000.00
Totals	Graph	8	\$115,805.38	\$80,000.00	\$50,000.00	\$180,000.00

Latitude: 40.742694 Longitude: -73.893633

Employer Name/Employer Address	Graph	Count	Mean Wage	Median Wage	Lowest Wage	Highest Wage
ADHIKAAR FOR HUMAN RIGHTS AND SOCIAL JUSTICE, 71-07 WOODSIDE AVENUE, WOODSIDE, NY (https://www.google.com/maps/place/71-07%20WOODSIDE%20AVENUE,WOODSIDE,NY)	Graph	1	\$33,000.00	\$33,000.00	\$33,000.00	\$33,000.00
Totals	Graph	1	\$33,000.00	\$33,000.00	\$33,000.00	\$33,000.00

Employer Name/Worksite Address	Graph	Count	Mean Wage	Median Wage	Lowest Wage	Highest Wage
ADHIKAAR FOR HUMAN RIGHTS AND SOCIAL JUSTICE, 71-07 WOODSIDE AVENUE, WOODSIDE, NY (https://www.google.com/maps/place/71-07%20WOODSIDE%20AVENUE,WOODSIDE,NY)	Graph	1	\$33,000.00	\$33,000.00	\$33,000.00	\$33,000.00
Totals	Graph	1	\$33,000.00	\$33,000.00	\$33,000.00	\$33,000.00

Latitude: 40.742751 Longitude: -73.990565

Employer Name/Employer Address	Graph	Count	Mean Wage	Median Wage	Lowest Wage	Highest Wage
CROWDBUREAU LLC, 42 W 24TH STREET, NEW YORK, NY (https://www.google.com/maps/place/42%20W%2024TH%20STREET,NEW%20YORK,NY)	Graph	1	\$56,000.00	\$56,000.00	\$56,000.00	\$56,000.00
Totals	Graph	1	\$56,000.00	\$56,000.00	\$56,000.00	\$56,000.00

Employer Name/Worksite Address	Graph	Count	Mean Wage	Median Wage	Lowest Wage	Highest Wage
CROWDBUREAU LLC, 42 W 24TH STREET, NEW YORK, NY (https://www.google.com/maps/place/42%20W%2024TH%20STREET,NEW%20YORK,NY)	Graph	1	\$56,000.00	\$56,000.00	\$56,000.00	\$56,000.00
Totals	Graph	1	\$56,000.00	\$56,000.00	\$56,000.00	\$56,000.00

Latitude: 40.742762 Longitude: -73.984408

Employer Name/Employer Address	Graph	Count	Mean Wage	Median Wage	Lowest Wage	Highest Wage
CRITEO CORP., 387 PARK AVENUE SOUTH, NEW YORK, NY (https://www.google.com/maps/place/387%20PARK%20AVENUE%20SOUTH,NEW%20YORK,NY)	Graph	1	\$79,685.00	\$79,685.00	\$79,685.00	\$79,685.00
CRITEO CORP, 387 PARK AVENUE SOUTH, NEW YORK, NY (https://www.google.com/maps/place/387%20PARK%20AVENUE%20SOUTH,NEW%20YORK,NY)	Graph	4	\$105,154.50	\$100,000.00	\$90,000.00	\$129,863.00
Totals	Graph	5	\$100,060.60	\$100,000.00	\$79,685.00	\$129,863.00

Employer Name/Worksite Address	Graph	Count	Mean Wage	Median Wage	Lowest Wage	Highest Wage
IMPACT RADIUS, INC., 387 PARK AVE S., 8TH FLOOR, NEW YORK, NY (https://www.google.com/maps/place/387%20PARK%20AVE%20S.,%208TH%20FLOOR,NEW%20YORK,NY)	Graph	1	\$95,000.00	\$95,000.00	\$95,000.00	\$95,000.00
IMPACT RADIUS, INC., 387 PARK AVE., S., 8TH FLOOR, NEW YORK, NY (https://www.google.com/maps/place/387%20PARK%20AVE.,%20S.,%208TH%20FLOOR,NEW%20YORK,NY)	Graph	1	\$185,000.00	\$185,000.00	\$185,000.00	\$185,000.00
CRITEO CORP, 387 PARK AVENUE SOUTH, NEW YORK, NY (https://www.google.com/maps/place/387%20PARK%20AVENUE%20SOUTH,NEW%20YORK,NY)	Graph	4	\$102,575.75	\$100,000.00	\$79,685.00	\$129,863.00
Totals	Graph	6	\$115,050.50	\$100,000.00	\$79,685.00	\$185,000.00

Latitude: 40.742767 Longitude: -73.916078

Employer Name/Worksite Address	Graph	Count	Mean Wage	Median Wage	Lowest Wage	Highest Wage
VXL MEDICAL CARE P.C., 8720 QUEENS BLVD., ELMHURST, NY (https://www.google.com/maps/place/8720%20QUEENS%20BLVD.,ELMHURST,NY)	Graph	1	\$220,000.00	\$220,000.00	\$220,000.00	\$220,000.00
Totals	Graph	1	\$220,000.00	\$220,000.00	\$220,000.00	\$220,000.00

Latitude: 40.742783 Longitude: -73.994765

Employer Name/Employer Address	Graph	Count	Mean Wage	Median Wage	Lowest Wage	Highest Wage
NESTIO, INC, 150 W 22ND STREET, NEW YORK, NY (https://www.google.com/maps/place/150%20W%2022ND%20STREET,NEW%20YORK,NY)	Graph	1	\$65,000.00	\$65,000.00	\$65,000.00	\$65,000.00
Totals	Graph	1	\$65,000.00	\$65,000.00	\$65,000.00	\$65,000.00

Employer Name/Worksite Address	Graph	Count	Mean Wage	Median Wage	Lowest Wage	Highest Wage
NESTIO, INC, 150 W 22ND STREET, NEW YORK, NY (https://www.google.com/maps/place/150%20W%2022ND%20STREET,NEW%20YORK,NY)	Graph	1	\$65,000.00	\$65,000.00	\$65,000.00	\$65,000.00
Totals	Graph	1	\$65,000.00	\$65,000.00	\$65,000.00	\$65,000.00

Latitude: 40.74284 Longitude: -73.984515

Employer Name/Employer Address	Graph	Count	Mean Wage	Median Wage	Lowest Wage	Highest Wage
NEWSCRED, INC., 386 PARK AVENUE SOUTH, NEW YORK, NY (https://www.google.com/maps/place/386%20PARK%20AVENUE%20SOUTH,NEW%20YORK,NY)	Graph	2	\$147,500.00	\$115,000.00	\$115,000.00	\$180,000.00
MULLENLOWE PROFERO LLC, 386 PARK AVENUE SOUTH, NEW YORK, NY (https://www.google.com/maps/place/386%20PARK%20AVENUE%20SOUTH,NEW%20YORK,NY)	Graph	3	\$225,000.00	\$260,000.00	\$155,000.00	\$260,000.00
ORCHARD APP, INC., 386 PARK AVENUE SOUTH, NEW YORK, NY (https://www.google.com/maps/place/386%20PARK%20AVENUE%20SOUTH,NEW%20YORK,NY)	Graph	3	\$112,333.33	\$86,000.00	\$80,000.00	\$171,000.00
Totals	Graph	8	\$163,375.00	\$155,000.00	\$80,000.00	\$260,000.00

Employer Name/Worksite Address	Graph	Count	Mean Wage	Median Wage	Lowest Wage	Highest Wage
--------------------------------	-------	-------	-----------	-------------	-------------	--------------

Employer Name/Worksite Address	Graph	Count	Mean Wage	Median Wage	Lowest Wage	Highest Wage
MIMEO.COM, INC., 3 PARK AVENUE SOUTH, NEW YORK, NY (https://www.google.com/maps/place/3%20PARK%20AVENUE%20SOUTH,NEW%20YORK,NY)	Graph	2	\$92,500.00	\$65,000.00	\$65,000.00	\$120,000.00
ORCHARD APP, INC., 386 PARK AVENUE SOUTH, NEW YORK, NY (https://www.google.com/maps/place/386%20PARK%20AVENUE%20SOUTH,NEW%20YORK,NY)	Graph	10	\$134,817.60	\$86,000.00	\$80,000.00	\$260,000.00
Totals	Graph	12	\$127,764.67	\$86,000.00	\$65,000.00	\$260,000.00

Latitude: 40.742857 Longitude: -73.983134

Employer Name/Worksite Address	Graph	Count	Mean Wage	Median Wage	Lowest Wage	Highest Wage
BROADPEAK PARTNERS, INC., 118 E 28TH STREET, NEW YORK, NY (https://www.google.com/maps/place/118%20E%2028TH%20STREET,NEW%20YORK,NY)	Graph	1	\$95,371.08	\$95,371.08	\$95,371.08	\$95,371.08
Totals	Graph	1	\$95,371.08	\$95,371.08	\$95,371.08	\$95,371.08

Employer Name/Worksite Address	Graph	Count	Mean Wage	Median Wage	Lowest Wage	Highest Wage
BROADPEAK PARTNERS, INC., 118 E 28TH STREET, NEW YORK, NY (https://www.google.com/maps/place/118%20E%2028TH%20STREET,NEW%20YORK,NY)	Graph	1	\$95,371.08	\$95,371.08	\$95,371.08	\$95,371.08
Totals	Graph	1	\$95,371.08	\$95,371.08	\$95,371.08	\$95,371.08

Latitude: 40.742888 Longitude: -73.99055

Employer Name/Worksite Address	Graph	Count	Mean Wage	Median Wage	Lowest Wage	Highest Wage
CONCEPT FARM LLC, 43 WEST 24TH STREET, NEW YORK, NY (https://www.google.com/maps/place/43%20WEST%2024TH%20STREET,NEW%20YORK,NY)	Graph	1	\$217,000.00	\$217,000.00	\$217,000.00	\$217,000.00
OCTOPART, INC., 43 WEST 24TH STREET, STE.11B, NEW YORK, NY (https://www.google.com/maps/place/43%20WEST%2024TH%20STREET,%20STE.11B,NEW%20YORK,NY)	Graph	1	\$47,000.00	\$47,000.00	\$47,000.00	\$47,000.00
Totals	Graph	2	\$132,000.00	\$47,000.00	\$47,000.00	\$217,000.00

Employer Name/Worksite Address	Graph	Count	Mean Wage	Median Wage	Lowest Wage	Highest Wage
CONCEPT FARM LLC, 43 WEST 24TH STREET, NEW YORK, NY (https://www.google.com/maps/place/43%20WEST%2024TH%20STREET,NEW%20YORK,NY)	Graph	2	\$149,500.00	\$82,000.00	\$82,000.00	\$217,000.00
Totals	Graph	2	\$149,500.00	\$82,000.00	\$82,000.00	\$217,000.00

Latitude: 40.742943 Longitude: -73.979375

Employer Name/Worksite Address	Graph	Count	Mean Wage	Median Wage	Lowest Wage	Highest Wage
NEW YORK UNIVERSITY SCHOOL OF MEDICINE, 227 E. 30TH STREET, NEW YORK, NY (https://www.google.com/maps/place/227%20E.%2030TH%20STREET,NEW%20YORK,NY)	Graph	1	\$50,000.00	\$50,000.00	\$50,000.00	\$50,000.00
Totals	Graph	1	\$50,000.00	\$50,000.00	\$50,000.00	\$50,000.00

Latitude: 40.742948 Longitude: -73.98863

Employer Name/Worksite Address	Graph	Count	Mean Wage	Median Wage	Lowest Wage	Highest Wage
PENTAGRAM DESIGN INC, 204 FIFTH AVENUE, NEW YORK, NY (https://www.google.com/maps/place/204%20FIFTH%20AVENUE,NEW%20YORK,NY)	Graph	1	\$60,000.00	\$60,000.00	\$60,000.00	\$60,000.00
PENTAGRAM DESIGN INC., 204 FIFTH AVENUE, NEW YORK, NY (https://www.google.com/maps/place/204%20FIFTH%20AVENUE,NEW%20YORK,NY)	Graph	1	\$45,000.00	\$45,000.00	\$45,000.00	\$45,000.00
Totals	Graph	2	\$52,500.00	\$45,000.00	\$45,000.00	\$60,000.00

Employer Name/Worksite Address	Graph	Count	Mean Wage	Median Wage	Lowest Wage	Highest Wage
PENTAGRAM DESIGN INC., 204 FIFTH AVENUE, NEW YORK, NY (https://www.google.com/maps/place/204%20FIFTH%20AVENUE,NEW%20YORK,NY)	Graph	1	\$45,000.00	\$45,000.00	\$45,000.00	\$45,000.00
Totals	Graph	1	\$45,000.00	\$45,000.00	\$45,000.00	\$45,000.00

Latitude: 40.742964 Longitude: -73.986375

Employer Name/Employer Address	Graph	Count	Mean Wage	Median Wage	Lowest Wage	Highest Wage
IOWN2 LLC, 51 MADISON AVE, NEW YORK, NY (https://www.google.com/maps/place/51%20MADISON%20AVE,NEW%20YORK,NY)	Graph	1	\$136,906.00	\$136,906.00	\$136,906.00	\$136,906.00
IOWN2 LLC, 51 MADISON AVENUE, NEW YORK, NY (https://www.google.com/maps/place/51%20MADISON%20AVENUE,NEW%20YORK,NY)	Graph	1	\$170,000.00	\$170,000.00	\$170,000.00	\$170,000.00
NEW YORK LIFE INVESTMENT MANAGEMENT, LLC, 51 MADISON AVENUE, NEW YORK, NY (https://www.google.com/maps/place/51%20MADISON%20AVENUE,NEW%20YORK,NY)	Graph	1	\$161,500.00	\$161,500.00	\$161,500.00	\$161,500.00
THORNTON TOMASETTI, INC., 51 MADISON AVENUE, NEW YORK, NY (https://www.google.com/maps/place/51%20MADISON%20AVENUE,NEW%20YORK,NY)	Graph	17	\$73,766.54	\$69,992.00	\$61,610.00	\$103,000.00
NEW YORK LIFE INSURANCE COMPANY, 51 MADISON AVENUE, NEW YORK, NY (https://www.google.com/maps/place/51%20MADISON%20AVENUE,NEW%20YORK,NY)	Graph	24	\$131,516.03	\$125,000.00	\$73,000.00	\$208,500.00
Totals	Graph	44	\$110,882.32	\$100,000.00	\$61,610.00	\$208,500.00

Employer Name/Worksite Address	Graph	Count	Mean Wage	Median Wage	Lowest Wage	Highest Wage
INNOVATIVE INTELLIGENT SOLUTIONS LLC, 51 MADISON AVENUE, NEW YORK CITY, NY (https://www.google.com/maps/place/51%20MADISON%20AVENUE,NEW%20YORK%20CITY,NY)	Graph	1	\$90,000.00	\$90,000.00	\$90,000.00	\$90,000.00
IOWN2 LLC, 51 MADISON AVE., NEW YORK, NY (https://www.google.com/maps/place/51%20MADISON%20AVE.,NEW%20YORK,NY)	Graph	2	\$118,453.00	\$100,000.00	\$100,000.00	\$136,906.00
TRIANZ CONSULTING INC., 51 MADISON AVE, NEW YORK, NY (https://www.google.com/maps/place/51%20MADISON%20AVE,NEW%20YORK,NY)	Graph	4	\$108,662.75	\$84,870.00	\$71,781.00	\$185,000.00
NEW YORK LIFE INSURANCE COMPANY, 51 MADISON AVENUE, NEW YORK, NY (https://www.google.com/maps/place/51%20MADISON%20AVENUE,NEW%20YORK,NY)	Graph	41	\$123,168.65	\$115,000.00	\$60,000.00	\$310,000.00
Totals	Graph	48	\$121,072.33	\$100,000.00	\$60,000.00	\$310,000.00

Latitude: 40.742967 Longitude: -73.989232

Employer Name/Employer Address	Graph	Count	Mean Wage	Median Wage	Lowest Wage	Highest Wage
CANDICE L ACKERMANN PLLC, 1115 BROADWAY, NEW YORK, NY (https://www.google.com/maps/place/1115%20BROADWAY,NEW%20YORK,NY)	Graph	1	\$79,123.20	\$79,123.20	\$79,123.20	\$79,123.20
TABOOLA, INC., 1115 BROADWAY, 7TH FLOOR, NY (https://www.google.com/maps/place/1115%20BROADWAY,7TH%20FLOOR,NY)	Graph	1	\$109,242.00	\$109,242.00	\$109,242.00	\$109,242.00
YORK STREET STAFFING AND EVENTS INC, 1115 BROADWAY, NEW YORK, NY, NY (https://www.google.com/maps/place/1115%20BROADWAY,NEW%20YORK,%20NY,NY)	Graph	1	\$74,000.00	\$74,000.00	\$74,000.00	\$74,000.00
CLIPPERDATA LLC, 1115 BROADWAY, NEW YORK, NY (https://www.google.com/maps/place/1115%20BROADWAY,NEW%20YORK,NY)	Graph	5	\$57,491.00	\$57,491.00	\$57,491.00	\$57,491.00
TABOOLA, INC., 1115 BROADWAY, NEW YORK, NY (https://www.google.com/maps/place/1115%20BROADWAY,NEW%20YORK,NY)	Graph	5	\$84,815.60	\$82,118.00	\$46,675.00	\$145,000.00
Totals	Graph	13	\$74,915.25	\$57,491.00	\$46,675.00	\$145,000.00

Employer Name/Worksite Address	Graph	Count	Mean Wage	Median Wage	Lowest Wage	Highest Wage
SMAATO INC., 1115 BROADWAY, SUITE 1007, NEW YORK, NY (https://www.google.com/maps/place/1115%20BROADWAY,%20SUITE%201007,NEW%20YORK,NY)	Graph	1	\$110,000.00	\$110,000.00	\$110,000.00	\$110,000.00
NRG ENERGY, INC., 1115 BROADWAY, NEW YORK, NY (https://www.google.com/maps/place/1115%20BROADWAY,NEW%20YORK,NY)	Graph	14	\$77,064.16	\$57,491.00	\$46,675.00	\$145,000.00

Employer Name/Worksite Address	Graph	Count	Mean Wage	Median Wage	Lowest Wage	Highest Wage
Totals	Graph	15	\$79,259.88	\$74,000.00	\$46,675.00	\$145,000.00

Latitude: 40.743004 Longitude: -73.935659

Employer Name/Employer Address	Graph	Count	Mean Wage	Median Wage	Lowest Wage	Highest Wage
ALLIEDMEDIX RESOURCES, INC., 3100 47TH AVENUE, SUITE 2120-D (2ND FLOOR), LONG ISLAND CITY, NY (https://www.google.com/maps/place/3100%2047TH%20AVENUE,%20SUITE%202120-D%20(2ND%20FLOOR),LONG%20ISLAND%20CITY,NY)	Graph	82	\$61,886.82	\$65,000.00	\$55,910.00	\$65,749.00
Totals	Graph	82	\$61,886.82	\$65,000.00	\$55,910.00	\$65,749.00

Employer Name/Worksite Address	Graph	Count	Mean Wage	Median Wage	Lowest Wage	Highest Wage
ALLIEDMEDIX RESOURCES, INC., 3100 47TH AVENUE, SUITE 2120-D (2ND FLOOR), LONG ISLAND CITY, NY (https://www.google.com/maps/place/3100%2047TH%20AVENUE,%20SUITE%202120-D%20(2ND%20FLOOR),LONG%20ISLAND%20CITY,NY)	Graph	82	\$61,886.82	\$65,000.00	\$55,910.00	\$65,749.00
Totals	Graph	82	\$61,886.82	\$65,000.00	\$55,910.00	\$65,749.00

Latitude: 40.743014 Longitude: -74.007654

Employer Name/Employer Address	Graph	Count	Mean Wage	Median Wage	Lowest Wage	Highest Wage
MOET HENNESSY USA, INC., 85 TENTH AVENUE, NEW YORK, NY (https://www.google.com/maps/place/85%20TENTH%20AVENUE,NEW%20YORK,NY)	Graph	3	\$155,333.33	\$121,000.00	\$115,000.00	\$230,000.00
Totals	Graph	3	\$155,333.33	\$121,000.00	\$115,000.00	\$230,000.00

Employer Name/Worksite Address	Graph	Count	Mean Wage	Median Wage	Lowest Wage	Highest Wage
TEK AND COMPANY, 85 10TH AVE, NEW YORK, NY (https://www.google.com/maps/place/85%2010TH%20AVE,NEW%20YORK,NY)	Graph	1	\$65,000.00	\$65,000.00	\$65,000.00	\$65,000.00
MOET HENNESSY USA, INC., 85 TENTH AVENUE, NEW YORK, NY (https://www.google.com/maps/place/85%20TENTH%20AVENUE,NEW%20YORK,NY)	Graph	3	\$155,333.33	\$121,000.00	\$115,000.00	\$230,000.00
Totals	Graph	4	\$132,750.00	\$115,000.00	\$65,000.00	\$230,000.00

Latitude: 40.743015 Longitude: -73.979327

Employer Name/Worksite Address	Graph	Count	Mean Wage	Median Wage	Lowest Wage	Highest Wage
NEW YORK UNIVERSITY SCHOOL OF MEDICINE, 227 EAST 30TH STREET, NEW YORK, NY (https://www.google.com/maps/place/227%20EAST%2030TH%20STREET,NEW%20YORK,NY)	Graph	7	\$69,528.57	\$63,856.00	\$50,000.00	\$103,084.00
Totals	Graph	7	\$69,528.57	\$63,856.00	\$50,000.00	\$103,084.00

Latitude: 40.74302 Longitude: -73.993257

Employer Name/Employer Address	Graph	Count	Mean Wage	Median Wage	Lowest Wage	Highest Wage
HANDY TECHNOLOGIES, INC., 53 WEST 23RD STREET, NEW YORK, NY (https://www.google.com/maps/place/53%20WEST%2023RD%20STREET,NEW%20YORK,NY)	Graph	1	\$80,000.00	\$80,000.00	\$80,000.00	\$80,000.00
Totals	Graph	1	\$80,000.00	\$80,000.00	\$80,000.00	\$80,000.00

Employer Name/Worksite Address	Graph	Count	Mean Wage	Median Wage	Lowest Wage	Highest Wage
--------------------------------	-------	-------	-----------	-------------	-------------	--------------

Employer Name/Worksite Address	Graph	Count	Mean Wage	Median Wage	Lowest Wage	Highest Wage
HANDY TECHNOLOGIES, INC., 53 WEST 23RD STREET, NEW YORK, NY (https://www.google.com/maps/place/53%20WEST%2023RD%20STREET,NEW%20YORK,NY)	Graph	1	\$80,000.00	\$80,000.00	\$80,000.00	\$80,000.00
Totals	Graph	1	\$80,000.00	\$80,000.00	\$80,000.00	\$80,000.00

Latitude: 40.743032 Longitude: -73.934721

Employer Name/Employer Address	Graph	Count	Mean Wage	Median Wage	Lowest Wage	Highest Wage
GWYNNIE BEE, 30-30 47TH AVENUE, LONG ISLAND CITY, NY (https://www.google.com/maps/place/30-30%2047TH%20AVENUE, LONG%20ISLAND%20CITY,NY)	Graph	1	\$150,000.00	\$150,000.00	\$150,000.00	\$150,000.00
TRANSEL ELEVATOR & ELECTRIC INC, 30-30 47TH AVENUE, LONG ISLAND CITY, NY (https://www.google.com/maps/place/30-30%2047TH%20AVENUE, LONG%20ISLAND%20CITY,NY)	Graph	1	\$125,000.00	\$125,000.00	\$125,000.00	\$125,000.00
Totals	Graph	2	\$137,500.00	\$125,000.00	\$125,000.00	\$150,000.00

Employer Name/Worksite Address	Graph	Count	Mean Wage	Median Wage	Lowest Wage	Highest Wage
J. CREW GROUP, INC., 30-30 47TH AVE, LONG ISLAND CITY, NY (https://www.google.com/maps/place/30-30%2047TH%20AVE, LONG%20ISLAND%20CITY,NY)	Graph	1	\$67,000.00	\$67,000.00	\$67,000.00	\$67,000.00
J. CREW GROUP, INC., 30-30 47TH AVENUE, LONG ISLAND CITY, NY (https://www.google.com/maps/place/30-30%2047TH%20AVENUE, LONG%20ISLAND%20CITY,NY)	Graph	4	\$127,375.00	\$125,000.00	\$47,500.00	\$187,000.00
Totals	Graph	5	\$115,300.00	\$125,000.00	\$47,500.00	\$187,000.00

Latitude: 40.743036 Longitude: -73.993294

Employer Name/Employer Address	Graph	Count	Mean Wage	Median Wage	Lowest Wage
COMFORT JOY COMMERCE INC, 116 WEST 23RD STREET 5TH FLOOR, NEW YORK, NY (https://www.google.com/maps/place/116%20WEST%2023RD%20STREET%20%205TH%20FLOOR,NEW%20YORK,NY)	Graph	1	\$46,675.20	\$46,675.20	\$46,675.20
EDAMAM LLC, 116 WEST 23RD STREET, NEW YORK, NY (https://www.google.com/maps/place/116%20WEST%2023RD%20STREET,NEW%20YORK,NY)	Graph	1	\$100,000.00	\$100,000.00	\$100,000.00
Totals	Graph	2	\$73,337.60	\$46,675.20	\$46,675.20

Employer Name/Worksite Address	Graph	Count	Mean Wage	Median Wage	Lowest Wage
COMFORT JOY COMMERCE INC, 116 WEST 23RD STREET 5TH FLOOR, NEW YROK, NY (https://www.google.com/maps/place/116%20WEST%2023RD%20STREET%20%205TH%20FLOOR,NEW%20YROK,NY)	Graph	1	\$46,675.20	\$46,675.20	\$46,675.20
INDOTRONIX INTERNATIONAL CORPORATION, 116 WEST 23RD STREET, NEW YORK, NY (https://www.google.com/maps/place/116%20WEST%2023RD%20STREET,NEW%20YORK,NY)	Graph	2	\$76,582.50	\$53,165.00	\$53,165.00
Totals	Graph	3	\$66,613.40	\$53,165.00	\$46,675.20

Latitude: 40.743038 Longitude: -73.983565

Employer Name/Worksite Address	Graph	Count	Mean Wage	Median Wage	Lowest Wage	Highest Wage
ZOOMDATA, 110 E 28TH STREET, NEW YORK, NY (https://www.google.com/maps/place/110%20E%2028TH%20STREET,NEW%20YORK,NY)	Graph	1	\$105,000.00	\$105,000.00	\$105,000.00	\$105,000.00
Totals	Graph	1	\$105,000.00	\$105,000.00	\$105,000.00	\$105,000.00

Latitude: 40.743142 Longitude: -73.993205

Employer Name/Employer Address	Graph	Count	Mean Wage	Median Wage	Lowest Wage	Highest Wage
CAN'T LIVE WITHOUT IT, LLC, 28 W 23RD STREET, NEW YORK, NY (https://www.google.com/maps/place/28%20W%2023RD%20STREET,NEW%20YORK,NY)	Graph	1	\$85,000.00	\$85,000.00	\$85,000.00	\$85,000.00
KNOTCH, INC., 101 W 23RD ST., NEW YORK, NY (https://www.google.com/maps/place/101%20W%2023RD%20ST.,NEW%20YORK,NY)	Graph	1	\$110,000.00	\$110,000.00	\$110,000.00	\$110,000.00
Totals	Graph	2	\$97,500.00	\$85,000.00	\$85,000.00	\$110,000.00

Employer Name/Worksite Address	Graph	Count	Mean Wage	Median Wage	Lowest Wage	Highest Wage
SOUNDCLOUD, INC., 50 WEST 23RD STREET, NEW YORK, NY (https://www.google.com/maps/place/50%20WEST%2023RD%20STREET,NEW%20YORK,NY)	Graph	1	\$102,000.00	\$102,000.00	\$102,000.00	\$102,000.00
Totals	Graph	1	\$102,000.00	\$102,000.00	\$102,000.00	\$102,000.00

Latitude: 40.743182 Longitude: -73.993301

Employer Name/Employer Address	Graph	Count	Mean Wage	Median Wage	Lowest Wage	Highest Wage
HAWKINS INTERNATIONAL INC., 119 W.23 ST, NEW YORK, NY (https://www.google.com/maps/place/119%20W.23%20ST,NEW%20YORK,NY)	Graph	1	\$72,000.00	\$72,000.00	\$72,000.00	\$72,000.00
IPO WINES, LLC, 119 W. 23RD STREET, NEW YORK, NY (https://www.google.com/maps/place/119%20W.%2023RD%20STREET,NEW%20YORK,NY)	Graph	1	\$70,000.00	\$70,000.00	\$70,000.00	\$70,000.00
Totals	Graph	2	\$71,000.00	\$70,000.00	\$70,000.00	\$72,000.00

Employer Name/Worksite Address	Graph	Count	Mean Wage	Median Wage	Lowest Wage	Highest Wage
HAWKINS INTERNATIONAL INC., 119 W.23 ST, NEW YORK, NY (https://www.google.com/maps/place/119%20W.23%20ST,NEW%20YORK,NY)	Graph	1	\$72,000.00	\$72,000.00	\$72,000.00	\$72,000.00
IPO WINES, LLC, 119 W. 23RD STREET, NEW YORK, NY (https://www.google.com/maps/place/119%20W.%2023RD%20STREET,NEW%20YORK,NY)	Graph	1	\$70,000.00	\$70,000.00	\$70,000.00	\$70,000.00
Totals	Graph	2	\$71,000.00	\$70,000.00	\$70,000.00	\$72,000.00

Latitude: 40.743195 Longitude: -73.989191

Employer Name/Employer Address	Graph	Count	Mean Wage	Median Wage	Lowest Wage	Highest Wage
AGELOFF AND ASSOCIATE, PLLC., 1123 BROADWAY, NEW YORK, NY (https://www.google.com/maps/place/1123%20BROADWAY,NEW%20YORK,NY)	Graph	1	\$54,080.00	\$54,080.00	\$54,080.00	\$54,080.00
KENNY & KHAN ARCHITECTS PC, 1123 BROADWAY, NEW YORK, NY (https://www.google.com/maps/place/1123%20BROADWAY,NEW%20YORK,NY)	Graph	1	\$48,000.00	\$48,000.00	\$48,000.00	\$48,000.00
KUBANY JUDLOWE, LLC, 1123 BROADWAY, NEW YORK, NY (https://www.google.com/maps/place/1123%20BROADWAY,NEW%20YORK,NY)	Graph	1	\$41,850.00	\$41,850.00	\$41,850.00	\$41,850.00
MATIZ ARCHITECTURE PLLC, 1123 BROADWAY, NEW YORK, NY (https://www.google.com/maps/place/1123%20BROADWAY,NEW%20YORK,NY)	Graph	1	\$66,000.00	\$66,000.00	\$66,000.00	\$66,000.00
SKETCHFAB INC., 1123 BROADWAY, SUITE 501, NEW YORK, NY (https://www.google.com/maps/place/1123%20BROADWAY,%20SUITE%20501,NEW%20YORK,NY)	Graph	1	\$55,000.00	\$55,000.00	\$55,000.00	\$55,000.00
Totals	Graph	5	\$52,986.00	\$54,080.00	\$41,850.00	\$66,000.00

Employer Name/Worksite Address	Graph	Count	Mean Wage	Median Wage	Lowest Wage	Highest Wage
SKETCHFAB INC., 1123 BROADWAY, SUITE 501, NEW YORK, NY (https://www.google.com/maps/place/1123%20BROADWAY,%20SUITE%20501,NEW%20YORK,NY)	Graph	1	\$55,000.00	\$55,000.00	\$55,000.00	\$55,000.00
AGELOFF AND ASSOCIATE, PLLC., 1123 BROADWAY, NEW YORK, NY (https://www.google.com/maps/place/1123%20BROADWAY,NEW%20YORK,NY)	Graph	3	\$56,026.67	\$54,080.00	\$48,000.00	\$66,000.00
Totals	Graph	4	\$55,770.00	\$54,080.00	\$48,000.00	\$66,000.00

Latitude: 40.743204 Longitude: -73.989824

Employer Name/Worksite Address	Graph	Count	Mean Wage	Median Wage	Lowest Wage	Highest Wage
247 GROUP LLC, 40 W. 25TH STREET, NEW YORK, NY (https://www.google.com/maps/place/40%20W.%2025TH%20STREET,NEW%20YORK,NY)	Graph	2	\$138,250.00	\$136,500.00	\$136,500.00	\$140,000.00
Totals	Graph	2	\$138,250.00	\$136,500.00	\$136,500.00	\$140,000.00

Latitude: 40.743206 Longitude: -73.937374

Employer Name/Employer Address	Graph	Count	Mean Wage	Median Wage	Lowest Wage	Highest Wage
SIRONA DENTAL SYSTEMS, INC., 3030 47TH AVENUE, LONG ISLAND CITY, NY (https://www.google.com/maps/place/3030%2047TH%20AVENUE, LONG%20ISLAND%20CITY, NY)	Graph	1	\$130,000.00	\$130,000.00	\$130,000.00	\$130,000.00
Totals	Graph	1	\$130,000.00	\$130,000.00	\$130,000.00	\$130,000.00

Employer Name/Worksite Address	Graph	Count	Mean Wage	Median Wage	Lowest Wage	Highest Wage
SIRONA DENTAL SYSTEMS, INC., 3030 47TH AVENUE, LONG ISLAND CITY, NY (https://www.google.com/maps/place/3030%2047TH%20AVENUE, LONG%20ISLAND%20CITY, NY)	Graph	1	\$130,000.00	\$130,000.00	\$130,000.00	\$130,000.00
Totals	Graph	1	\$130,000.00	\$130,000.00	\$130,000.00	\$130,000.00

Latitude: 40.743208 Longitude: -74.006997

Employer Name/Worksite Address	Graph	Count	Mean Wage	Median Wage	Lowest Wage	Highest Wage
PERFORMANCE RESOURCES NY INC, 85 10TH AVE, NEW YORK, NY (https://www.google.com/maps/place/85%2010TH%20AVE, NEW%20YORK, NY)	Graph	1	\$95,000.00	\$95,000.00	\$95,000.00	\$95,000.00
Totals	Graph	1	\$95,000.00	\$95,000.00	\$95,000.00	\$95,000.00

Latitude: 40.743216 Longitude: -73.918538

Employer Name/Employer Address	Graph	Count	Mean Wage	Median Wage	Lowest Wage	Highest Wage
BUNLIN LLC, 46-12 QUEENS BLVD, SUITE 203, SUNNYSIDE, NY (https://www.google.com/maps/place/46-12%20QUEENS%20BLVD,%20SUITE%20203,SUNNYSIDE,NY)	Graph	1	\$65,000.00	\$65,000.00	\$65,000.00	\$65,000.00
Totals	Graph	1	\$65,000.00	\$65,000.00	\$65,000.00	\$65,000.00

Employer Name/Worksite Address	Graph	Count	Mean Wage	Median Wage	Lowest Wage	Highest Wage
BUNLIN LLC, 46-12 QUEENS BLVD, SUITE 203, SUNNYSIDE, NY (https://www.google.com/maps/place/46-12%20QUEENS%20BLVD,%20SUITE%20203,SUNNYSIDE,NY)	Graph	1	\$65,000.00	\$65,000.00	\$65,000.00	\$65,000.00
Totals	Graph	1	\$65,000.00	\$65,000.00	\$65,000.00	\$65,000.00

Latitude: 40.743234 Longitude: -73.989803

Employer Name/Employer Address	Graph	Count	Mean Wage	Median Wage	Lowest Wage	Highest Wage
CRISIS TEXT LINE, 24 W 25TH ST, NEW YORK, NY (https://www.google.com/maps/place/24%20W%2025TH%20ST, NEW%20YORK, NY)	Graph	1	\$90,000.00	\$90,000.00	\$90,000.00	\$90,000.00
Totals	Graph	1	\$90,000.00	\$90,000.00	\$90,000.00	\$90,000.00

Employer Name/Worksite Address	Graph	Count	Mean Wage	Median Wage	Lowest Wage	Highest Wage
--------------------------------	-------	-------	-----------	-------------	-------------	--------------

Employer Name/Worksite Address	Graph	Count	Mean Wage	Median Wage	Lowest Wage	Highest Wage
CRISIS TEXT LINE, 24 W 25TH ST, NEW YORK, NY (https://www.google.com/maps/place/24%20W%2025TH%20ST,NEW%20YORK,NY)	Graph	1	\$90,000.00	\$90,000.00	\$90,000.00	\$90,000.00
EPAM SYSTEMS, INC., 24 WEST 25TH STREET, NEW YORK, NY (https://www.google.com/maps/place/24%20WEST%2025TH%20STREET,NEW%20YORK,NY)	Graph	396	\$80,585.86	\$80,000.00	\$70,000.00	\$102,000.00
Totals	Graph	397	\$80,609.57	\$80,000.00	\$70,000.00	\$102,000.00

Latitude: 40.743235 Longitude: -73.997329

Employer Name/Worksite Address	Graph	Count	Mean Wage	Median Wage	Lowest Wage	Highest Wage
STARSTREET, LLC, 217 W 21ST ST, NEW YORK, NY (https://www.google.com/maps/place/217%20W%2021ST%20ST,NEW%20YORK,NY)	Graph	1	\$100,000.00	\$100,000.00	\$100,000.00	\$100,000.00
Totals	Graph	1	\$100,000.00	\$100,000.00	\$100,000.00	\$100,000.00

Latitude: 40.743241 Longitude: -73.64108

Employer Name/Worksite Address	Graph	Count	Mean Wage	Median Wage	Lowest Wage	Highest Wage
MAJESCO SOFTWARE AND SOLUTIONS, INC., 155 MINEOLA BOULEVARD, MINEOLA, NY (https://www.google.com/maps/place/155%20MINEOLA%20BOULEVARD,MINEOLA,NY)	Graph	1	\$87,600.00	\$87,600.00	\$87,600.00	\$87,600.00
Totals	Graph	1	\$87,600.00	\$87,600.00	\$87,600.00	\$87,600.00

Latitude: 40.743258 Longitude: -73.986161

Employer Name/Worksite Address	Graph	Count	Mean Wage	Median Wage	Lowest Wage	Highest Wage
TATA CONSULTANCY SERVICES LIMITED, 330 MADISON AVE, NEW YORK, NY (https://www.google.com/maps/place/330%20MADISON%20AVE,NEW%20YORK,NY)	Graph	2	\$65,645.00	\$65,645.00	\$65,645.00	\$65,645.00
Totals	Graph	2	\$65,645.00	\$65,645.00	\$65,645.00	\$65,645.00

Latitude: 40.743264 Longitude: -73.989537

Employer Name/Worksite Address	Graph	Count	Mean Wage	Median Wage	Lowest Wage	Highest Wage
FRENCHWAY TRAVEL INC., 11 W 25TH STREET, NEW YORK, NY (https://www.google.com/maps/place/11%20W%2025TH%20STREET,NEW%20YORK,NY)	Graph	2	\$37,720.00	\$37,440.00	\$37,440.00	\$38,000.00
Totals	Graph	2	\$37,720.00	\$37,440.00	\$37,440.00	\$38,000.00

Employer Name/Worksite Address	Graph	Count	Mean Wage	Median Wage	Lowest Wage	Highest Wage
FRENCHWAY TRAVEL INC., 11 W 25TH STREET, NEW YORK, NY (https://www.google.com/maps/place/11%20W%2025TH%20STREET,NEW%20YORK,NY)	Graph	2	\$37,720.00	\$37,440.00	\$37,440.00	\$38,000.00
Totals	Graph	2	\$37,720.00	\$37,440.00	\$37,440.00	\$38,000.00

Latitude: 40.743282 Longitude: -73.989916

Employer Name/Worksite Address	Graph	Count	Mean Wage	Median Wage	Lowest Wage	Highest Wage
BKSK ARCHITECTS LLP, 28 W 25TH STREET, NEW YORK, NY (https://www.google.com/maps/place/28%20W%2025TH%20STREET,NEW%20YORK,NY)	Graph	1	\$60,000.00	\$60,000.00	\$60,000.00	\$60,000.00
BKSK ARCHITECTS LLP, 28 W. 25TH STREET, NEW YORK, NY (https://www.google.com/maps/place/28%20W.%2025TH%20STREET,NEW%20YORK,NY)	Graph	1	\$60,000.00	\$60,000.00	\$60,000.00	\$60,000.00

Employer Name/Employer Address	Graph	Count	Mean Wage	Median Wage	Lowest Wage	High Wage
BKSK ARCHITECTS LLP, 28 WEST 25TH STREET, 4TH FLOOR, NEW YORK, NY (https://www.google.com/maps/place/28%20WEST%2025TH%20STREET,%204TH%20FLOOR,NEW%20YORK,NY)	Graph	1	\$47,500.00	\$47,500.00	\$47,500.00	\$47,500.00
BKSK ARCHITECTS LLP, 28 WEST 25TH STREET, NEW YORK, NY (https://www.google.com/maps/place/28%20WEST%2025TH%20STREET,NEW%20YORK,NY)	Graph	1	\$63,000.00	\$63,000.00	\$63,000.00	\$63,000.00
Totals	Graph	4	\$57,625.00	\$60,000.00	\$47,500.00	\$63,000.00

Employer Name/Worksite Address	Graph	Count	Mean Wage	Median Wage	Lowest Wage	High Wage
BKSK ARCHITECTS LLP, 28 W 25TH STREET, NEW YORK, NY (https://www.google.com/maps/place/28%20W%2025TH%20STREET,NEW%20YORK,NY)	Graph	1	\$60,000.00	\$60,000.00	\$60,000.00	\$60,000.00
BKSK ARCHITECTS LLP, 28 W. 25TH STREET, NEW YORK, NY (https://www.google.com/maps/place/28%20W.%2025TH%20STREET,NEW%20YORK,NY)	Graph	1	\$60,000.00	\$60,000.00	\$60,000.00	\$60,000.00
BKSK ARCHITECTS LLP, 28 WEST 25TH STREET, 4TH FLOOR, NEW YORK, NY (https://www.google.com/maps/place/28%20WEST%2025TH%20STREET,%204TH%20FLOOR,NEW%20YORK,NY)	Graph	1	\$47,500.00	\$47,500.00	\$47,500.00	\$47,500.00
BKSK ARCHITECTS LLP, 28 WEST 25TH STREET, NEW YORK, NY (https://www.google.com/maps/place/28%20WEST%2025TH%20STREET,NEW%20YORK,NY)	Graph	2	\$104,000.00	\$63,000.00	\$63,000.00	\$145,000.00
Totals	Graph	5	\$75,100.00	\$60,000.00	\$47,500.00	\$145,000.00

Latitude: 40.743335 Longitude: -73.986268

Employer Name/Employer Address	Graph	Count	Mean Wage	Median Wage	Lowest Wage	High Wage
BARTON F. GRAF 9000, LLC, 60 MADISON AVENUE, NEW YORK, NY (https://www.google.com/maps/place/60%20MADISON%20AVENUE,NEW%20YORK,NY)	Graph	1	\$110,000.00	\$110,000.00	\$110,000.00	\$110,000.00
BARTON F. GRAF 9000, LLC, 60 MADISON AVENUE, SUITE 201, NEW YORK, NY (https://www.google.com/maps/place/60%20MADISON%20AVENUE,%20SUITE%20201,NEW%20YORK,NY)	Graph	1	\$90,000.00	\$90,000.00	\$90,000.00	\$90,000.00
COMMUNITY HEALTHCARE NETWORK INC., 60 MADISON AVENUE, NEW YORK, NY (https://www.google.com/maps/place/60%20MADISON%20AVENUE,NEW%20YORK,NY)	Graph	1	\$53,500.00	\$53,500.00	\$53,500.00	\$53,500.00
COMMUNITY HEALTHCARE NETWORK, INC., 60 MADISON AVENUE, NEW YORK, NY (https://www.google.com/maps/place/60%20MADISON%20AVENUE,NEW%20YORK,NY)	Graph	1	\$53,000.00	\$53,000.00	\$53,000.00	\$53,000.00
MASSACHUSETTS MUTUAL LIFE INSURANCE COMPANY, 60 MADISON AVE, NEW YORK, NY (https://www.google.com/maps/place/60%20MADISON%20AVE,NEW%20YORK,NY)	Graph	1	\$113,880.00	\$113,880.00	\$113,880.00	\$113,880.00
STRAWBERRYFROG, 60 MADISON AVENUE, NEW YORK, NY (https://www.google.com/maps/place/60%20MADISON%20AVENUE,NEW%20YORK,NY)	Graph	1	\$65,000.00	\$65,000.00	\$65,000.00	\$65,000.00
EYEVUE, INC., 60 MADISON AVENUE, NEW YORK, NY (https://www.google.com/maps/place/60%20MADISON%20AVENUE,NEW%20YORK,NY)	Graph	6	\$127,276.67	\$130,000.00	\$78,750.00	\$165,000.00
LIVETILES CORP., 60 MADISON AVENUE, NEW YORK, NY (https://www.google.com/maps/place/60%20MADISON%20AVENUE,NEW%20YORK,NY)	Graph	7	\$119,642.86	\$115,000.00	\$65,000.00	\$240,000.00
TAPAD INC., 60 MADISON AVENUE, NEW YORK, NY (https://www.google.com/maps/place/60%20MADISON%20AVENUE,NEW%20YORK,NY)	Graph	17	\$128,760.65	\$111,405.00	\$82,139.00	\$284,211.00
Totals	Graph	36	\$118,763.08	\$111,405.00	\$53,000.00	\$284,211.00

Employer Name/Worksite Address	Graph	Count	Mean Wage	Median Wage	Lowest Wage	High Wage
BARTON F. GRAF 9000, LLC, 60 MADISON AVENUE, SUITE 201, NEW YORK, NY (https://www.google.com/maps/place/60%20MADISON%20AVENUE,%20SUITE%20201,NEW%20YORK,NY)	Graph	1	\$90,000.00	\$90,000.00	\$90,000.00	\$90,000.00
ORIGINATE, INC., 60 MADISON AVENUE, PENTHOUSE, NEW YORK, NY (https://www.google.com/maps/place/60%20MADISON%20AVENUE,%20PENTHOUSE,NEW%20YORK,NY)	Graph	1	\$131,997.00	\$131,997.00	\$131,997.00	\$131,997.00
LIVETILES CORP., 60 MADISON AVENUE, NEW YORK, NY (https://www.google.com/maps/place/60%20MADISON%20AVENUE,NEW%20YORK,NY)	Graph	36	\$121,596.42	\$111,405.00	\$53,500.00	\$284,211.00
Totals	Graph	38	\$121,038.63	\$111,405.00	\$53,500.00	\$284,211.00

Latitude: 40.743345 Longitude: -73.914969

Employer Name/Employer Address	Graph	Count	Mean Wage	Median Wage	Lowest Wage	Highest Wage
SINGLE SOURCE STAFFING INC, 6707 ROOSEVELT AVE, WOODSIDE, NY (https://www.google.com/maps/place/6707%20ROOSEVELT%20AVE,WOODSIDE,NY)	Graph	2	\$58,198.40	\$58,198.40	\$58,198.40	\$58,198.40
CARING ANGELS INC, 6707 ROOSEVELT AVE, WOODSIDE, NY (https://www.google.com/maps/place/6707%20ROOSEVELT%20AVE,WOODSIDE,NY)	Graph	6	\$56,492.80	\$56,492.80	\$56,492.80	\$56,492.80
Totals	Graph	8	\$56,919.20	\$56,492.80	\$56,492.80	\$58,198.40

Employer Name/Worksite Address	Graph	Count	Mean Wage	Median Wage	Lowest Wage	Highest Wage
SINGLE SOURCE STAFFING INC, 6707 ROOSEVELT AVE, WOODSIDE, NY (https://www.google.com/maps/place/6707%20ROOSEVELT%20AVE,WOODSIDE,NY)	Graph	12	\$57,345.60	\$56,492.80	\$56,492.80	\$58,198.40
Totals	Graph	12	\$57,345.60	\$56,492.80	\$56,492.80	\$58,198.40

Latitude: 40.743353 Longitude: -74.006789

Employer Name/Worksite Address	Graph	Count	Mean Wage	Median Wage	Lowest Wage	Highest Wage
DYTEK SOLUTIONS LLC, 437 WEST, 16TH STREET, NEW YORK, NY (https://www.google.com/maps/place/437%20WEST,%2016TH%20STREET,NEW%20YORK,NY)	Graph	2	\$79,768.00	\$79,768.00	\$79,768.00	\$79,768.00
Totals	Graph	2	\$79,768.00	\$79,768.00	\$79,768.00	\$79,768.00

Latitude: 40.743379 Longitude: -73.990143

Employer Name/Employer Address	Graph	Count	Mean Wage	Median Wage	Lowest Wage	Highest Wage
JMCH LLC, 36 WEST 25TH ST, NEW YORK, NY (https://www.google.com/maps/place/36%20WEST%2025TH%20ST,NEW%20YORK,NY)	Graph	1	\$55,000.00	\$55,000.00	\$55,000.00	\$55,000.00
SAWYER STUDIOS LLC, 36 WEST 25TH STREET, NEW YORK, NY (https://www.google.com/maps/place/36%20WEST%2025TH%20STREET,NEW%20YORK,NY)	Graph	4	\$55,837.60	\$46,675.20	\$46,675.20	\$65,000.00
Totals	Graph	5	\$55,670.08	\$55,000.00	\$46,675.20	\$65,000.00

Employer Name/Worksite Address	Graph	Count	Mean Wage	Median Wage	Lowest Wage	Highest Wage
JMCH LLC, 36 WEST 25TH ST, NEW YORK, NY (https://www.google.com/maps/place/36%20WEST%2025TH%20ST,NEW%20YORK,NY)	Graph	1	\$55,000.00	\$55,000.00	\$55,000.00	\$55,000.00
Totals	Graph	1	\$55,000.00	\$55,000.00	\$55,000.00	\$55,000.00

Latitude: 40.74338 Longitude: -73.983957

Employer Name/Employer Address	Graph	Count	Mean Wage	Median Wage	Lowest Wage	Highest Wage
REAKTOR, INC., 401 PARK AVE SOUTH, NEW YORK, NY (https://www.google.com/maps/place/401%20PARK%20AVE%20SOUTH,NEW%20YORK,NY)	Graph	1	\$95,000.00	\$95,000.00	\$95,000.00	\$95,000.00
REAKTOR, INC., 401 PARK AVENUE SOUTH, NEW YORK, NY (https://www.google.com/maps/place/401%20PARK%20AVENUE%20SOUTH,NEW%20YORK,NY)	Graph	1	\$190,000.00	\$190,000.00	\$190,000.00	\$190,000.00
SIZMEK TECHNOLOGIES, INC., 401 PARK AVENUE SOUTH, NEW YORK, NY (https://www.google.com/maps/place/401%20PARK%20AVENUE%20SOUTH,NEW%20YORK,NY)	Graph	2	\$199,842.50	\$144,685.00	\$144,685.00	\$255,000.00
SIMULMEDIA, INC., 401 PARK AVENUE SOUTH, NEW YORK, NY (https://www.google.com/maps/place/401%20PARK%20AVENUE%20SOUTH,NEW%20YORK,NY)	Graph	6	\$113,333.33	\$110,000.00	\$80,000.00	\$145,000.00
VITECH SYSTEMS GROUP, INC., 401 PARK AVENUE SOUTH, NEW YORK, NY (https://www.google.com/maps/place/401%20PARK%20AVENUE%20SOUTH,NEW%20YORK,NY)	Graph	14	\$104,378.57	\$95,000.00	\$60,000.00	\$146,300.00
Totals	Graph	24	\$117,749.38	\$106,000.00	\$60,000.00	\$255,000.00

Employer Name/Worksite Address	Graph	Count	Mean Wage	Median Wage	Lowest Wage	Highest Wage
SIZMEK TECHNOLOGIES, INC., 401 PARK AVENUE SOUTH, NEW YORK CITY, NY (https://www.google.com/maps/place/401%20PARK%20AVENUE%20SOUTH,NEW%20YORK%20CITY,NY)	Graph	2	\$199,842.50	\$144,685.00	\$144,685.00	\$255,000.00
SIMULMEDIA, INC., 401 PARK AVENUE SOUTH, NEW YORK, NY (https://www.google.com/maps/place/401%20PARK%20AVENUE%20SOUTH,NEW%20YORK,NY)	Graph	19	\$105,132.68	\$100,000.00	\$60,000.00	\$146,300.00
Totals	Graph	21	\$114,152.67	\$106,000.00	\$60,000.00	\$255,000.00

Latitude: 40.74339 Longitude: -73.972397

Employer Name/Employer Address	Graph	Count	Mean Wage	Median Wage	Lowest Wage	Highest Wage
FLY BLADE, INC., 499 EAST 34TH STREET, NEW YORK, NY (https://www.google.com/maps/place/499%20EAST%2034TH%20STREET,NEW%20YORK,NY)	Graph	1	\$60,000.00	\$60,000.00	\$60,000.00	\$60,000.00
Totals	Graph	1	\$60,000.00	\$60,000.00	\$60,000.00	\$60,000.00

Employer Name/Worksite Address	Graph	Count	Mean Wage	Median Wage	Lowest Wage	Highest Wage
FLY BLADE, INC., 499 EAST 34TH STREET, NEW YORK, NY (https://www.google.com/maps/place/499%20EAST%2034TH%20STREET,NEW%20YORK,NY)	Graph	1	\$60,000.00	\$60,000.00	\$60,000.00	\$60,000.00
Totals	Graph	1	\$60,000.00	\$60,000.00	\$60,000.00	\$60,000.00

Latitude: 40.743394 Longitude: -73.988315

Employer Name/Worksite Address	Graph	Count	Mean Wage	Median Wage	Lowest Wage	Highest Wage
NEW YORK LIFE INSURANCE COMPANY, 245 5TH AVENUE, NEW YORK, NY (https://www.google.com/maps/place/245%205TH%20AVENUE,NEW%20YORK,NY)	Graph	1	\$113,000.00	\$113,000.00	\$113,000.00	\$113,000.00
Totals	Graph	1	\$113,000.00	\$113,000.00	\$113,000.00	\$113,000.00

Latitude: 40.74341 Longitude: -73.987929

Employer Name/Employer Address	Graph	Count	Mean Wage	Median Wage	Lowest Wage	
BLUE WOLF GROUP LLC, 11 EAST 26TH STREET 21ST FLOOR, NEW YORK, NY (https://www.google.com/maps/place/11%20EAST%2026TH%20STREET%2021ST%20FLOOR,NEW%20YORK,NY)	Graph	1	\$110,000.00	\$110,000.00	\$110,000.00	\$
EASTWEST INSTITUTE, 11 EAST 26TH STREET, 20TH FLOOR, NEW YORK, NY (https://www.google.com/maps/place/11%20EAST%2026TH%20STREET,%2020TH%20FLOOR,NEW%20YORK,NY)	Graph	1	\$50,000.00	\$50,000.00	\$50,000.00	\$
EASTWEST INSTITUTE, 11 EAST 26TH STREET, NEW YORK, NY (https://www.google.com/maps/place/11%20EAST%2026TH%20STREET,NEW%20YORK,NY)	Graph	1	\$60,000.00	\$60,000.00	\$60,000.00	\$
FORD MODELS, INC., 11 EAST 26TH STREET, NEW YORK, NY (https://www.google.com/maps/place/11%20EAST%2026TH%20STREET,NEW%20YORK,NY)	Graph	1	\$208,000.00	\$208,000.00	\$208,000.00	\$:
MQS MANAGEMENT, LLC, 11 E 26TH STREET, NEW YORK, NY (https://www.google.com/maps/place/11%20E%2026TH%20STREET,NEW%20YORK,NY)	Graph	1	\$104,551.00	\$104,551.00	\$104,551.00	\$
REORG RESEARCH, INC., 11 EAST 26TH STREET, NEW YORK, NY (https://www.google.com/maps/place/11%20EAST%2026TH%20STREET,NEW%20YORK,NY)	Graph	1	\$67,500.00	\$67,500.00	\$67,500.00	\$
SWAVELLE/MILL CREEK FABRICS, INC., 15 EAST 26TH STREET, NEW YORK, NY (https://www.google.com/maps/place/15%20EAST%2026TH%20STREET,NEW%20YORK,NY)	Graph	1	\$80,000.00	\$80,000.00	\$80,000.00	\$
TURNER & TOWNSEND AMCL, INC., 11 EAST 26TH STREET, NEW YORK, NY (https://www.google.com/maps/place/11%20EAST%2026TH%20STREET,NEW%20YORK,NY)	Graph	1	\$200,000.00	\$200,000.00	\$200,000.00	\$:
PERSADO, INC., 11 EAST 26TH STREET, NEW YORK, NY (https://www.google.com/maps/place/11%20EAST%2026TH%20STREET,NEW%20YORK,NY)	Graph	4	\$95,000.00	\$70,000.00	\$65,000.00	\$
TURNER & TOWNSEND, INC., 11 EAST 26TH STREET, NEW YORK, NY (https://www.google.com/maps/place/11%20EAST%2026TH%20STREET,NEW%20YORK,NY)	Graph	5	\$68,786.80	\$67,000.00	\$65,000.00	\$
Totals	Graph	17	\$94,352.06	\$72,467.00	\$50,000.00	\$:

Employer Name/Worksite Address	Graph	Count	Mean Wage	Median Wage	Lowest Wage	
E & E CO., LTD, 11 E 26TH ST #2, NEW YORK, NY (https://www.google.com/maps/place/11%20E%2026TH%20ST%20#2,NEW%20YORK,NY)	Graph	1	\$46,675.00	\$46,675.00	\$46,675.00	\$
EASTWEST INSTITUTE, 11 EAST 26TH STREET, 20TH FLOOR, NEW YORK, NY (https://www.google.com/maps/place/11%20EAST%2026TH%20STREET,%2020TH%20FLOOR,NEW%20YORK,NY)	Graph	1	\$50,000.00	\$50,000.00	\$50,000.00	\$
IBM CORPORATION, 11 E 26TH ST, NEW YORK, NY (https://www.google.com/maps/place/11%20E%2026TH%20ST,NEW%20YORK,NY)	Graph	1	\$136,600.00	\$136,600.00	\$136,600.00	\$
JUMP OPERATIONS, LLC, 15 E 26TH STREET, NEW YORK, NY (https://www.google.com/maps/place/15%20E%2026TH%20STREET,NEW%20YORK,NY)	Graph	1	\$154,003.00	\$154,003.00	\$154,003.00	\$
JUMP OPERATIONS, LLC, 15 E. 26TH STREET, NEW YORK, NY (https://www.google.com/maps/place/15%20E.%2026TH%20STREET,NEW%20YORK,NY)	Graph	1	\$250,000.00	\$250,000.00	\$250,000.00	\$:
MQS MANAGEMENT, LLC, 11 E 26TH STREET, NEW YORK, NY (https://www.google.com/maps/place/11%20E%2026TH%20STREET,NEW%20YORK,NY)	Graph	1	\$104,551.00	\$104,551.00	\$104,551.00	\$
SWAVELLE/MILL CREEK FABRICS, INC., 15 EAST 26TH STREET, NEW YORK, NY (https://www.google.com/maps/place/15%20EAST%2026TH%20STREET,NEW%20YORK,NY)	Graph	1	\$80,000.00	\$80,000.00	\$80,000.00	\$
FORD MODELS, INC., 11 EAST 26TH STREET, NEW YORK, NY (https://www.google.com/maps/place/11%20EAST%2026TH%20STREET,NEW%20YORK,NY)	Graph	13	\$101,187.23	\$72,467.00	\$65,000.00	\$:
Totals	Graph	20	\$106,863.15	\$72,467.00	\$46,675.00	\$:

Latitude: 40.743427 Longitude: -73.990256

Employer Name/Employer Address	Graph	Count	Mean Wage	Median Wage	Lowest Wage	Highest Wage
MCN PRODUCTIONS, LLC, 40 WEST 25TH STREET, NEW YORK, NY (https://www.google.com/maps/place/40%20WEST%2025TH%20STREET,NEW%20YORK,NY)	Graph	1	\$58,000.00	\$58,000.00	\$58,000.00	\$58,000.00
ZAAH HOLDINGS INC., 40 WEST 25TH STREET, NEW YORK, NY (https://www.google.com/maps/place/40%20WEST%2025TH%20STREET,NEW%20YORK,NY)	Graph	1	\$130,000.00	\$130,000.00	\$130,000.00	\$130,000.00
GROCERY DELIVERY E-SERVICES USA INC, 40 W 25TH STREET, NEW YORK, NY (https://www.google.com/maps/place/40%20W%2025TH%20STREET,NEW%20YORK,NY)	Graph	2	\$110,000.00	\$90,000.00	\$90,000.00	\$130,000.00
GROCERY DELIVERY E-SERVICES USA, INC., 40 WEST 25TH STREET, NEW YORK, NY (https://www.google.com/maps/place/40%20WEST%2025TH%20STREET,NEW%20YORK,NY)	Graph	2	\$132,600.00	\$130,000.00	\$130,000.00	\$135,200.00
Totals	Graph	6	\$112,200.00	\$130,000.00	\$58,000.00	\$135,200.00

Employer Name/Worksite Address	Graph	Count	Mean Wage	Median Wage	Lowest Wage	Highest Wage
GROCERY DELIVERY E-SERVICES USA, INC., 40 W. 25TH STREET, NEW YORK, NY (https://www.google.com/maps/place/40%20W.%2025TH%20STREET,NEW%20YORK,NY)	Graph	1	\$130,000.00	\$130,000.00	\$130,000.00	\$130,000.00
GROCERY DELIVERY E-SERVICES USA INC, 40 WEST 25TH STREET, NEW YORK, NY (https://www.google.com/maps/place/40%20WEST%2025TH%20STREET,NEW%20YORK,NY)	Graph	7	\$124,242.86	\$130,000.00	\$58,000.00	\$190,000.00
Totals	Graph	8	\$124,962.50	\$130,000.00	\$58,000.00	\$190,000.00

Latitude: 40.743427 Longitude: -73.632463

Employer Name/Employer Address	Graph	Count	Mean Wage	Median Wage	Lowest Wage	Highest Wage
FUTURE TECH CONSULTANTS OF NY, INC., 52 E 2ND ST, MINEOLA, NY (https://www.google.com/maps/place/52%20E%202ND%20ST,MINEOLA,NY)	Graph	1	\$99,840.00	\$99,840.00	\$99,840.00	\$99,840.00
Totals	Graph	1	\$99,840.00	\$99,840.00	\$99,840.00	\$99,840.00

Employer Name/Worksite Address	Graph	Count	Mean Wage	Median Wage	Lowest Wage	Highest Wage
FUTURE TECH CONSULTANTS OF NY, INC., 52 E 2ND ST, MINEOLA, NY (https://www.google.com/maps/place/52%20E%202ND%20ST,MINEOLA,NY)	Graph	1	\$99,840.00	\$99,840.00	\$99,840.00	\$99,840.00
Totals	Graph	1	\$99,840.00	\$99,840.00	\$99,840.00	\$99,840.00

Latitude: 40.743443 Longitude: -73.986026

Employer Name/Worksite Address	Graph	Count	Mean Wage	Median Wage	Lowest Wage	Highest Wage
IBM CORPORATION, 63 MADISON AVENUE, NEW YORK, NY (https://www.google.com/maps/place/63%20MADISON%20AVENUE,NEW%20YORK,NY)	Graph	12	\$138,474.69	\$121,596.00	\$77,000.10	\$281,088.00
IBM CORPORATION, 63 MADISON AVE, NEW YORK, NY (https://www.google.com/maps/place/63%20MADISON%20AVE,NEW%20YORK,NY)	Graph	13	\$116,887.58	\$110,000.40	\$87,800.00	\$188,510.00
IBM CORPORATION, 63 MADISON AVE., NEW YORK, NY (https://www.google.com/maps/place/63%20MADISON%20AVE.,NEW%20YORK,NY)	Graph	61	\$111,621.95	\$115,517.00	\$72,897.00	\$175,342.00
Totals	Graph	86	\$116,164.81	\$114,996.00	\$72,897.00	\$281,088.00

Latitude: 40.743458 Longitude: -73.984064

Employer Name/Employer Address	Graph	Count	Mean Wage	Median Wage	Lowest Wage	Highest Wage
ADOMIK, INC., 401 PARK AVENUE, NEW YORK, NY (https://www.google.com/maps/place/401%20PARK%20AVENUE,NEW%20YORK,NY)	Graph	1	\$70,221.00	\$70,221.00	\$70,221.00	\$70,221.00
Totals	Graph	1	\$70,221.00	\$70,221.00	\$70,221.00	\$70,221.00

Employer Name/Worksite Address	Graph	Count	Mean Wage	Median Wage	Lowest Wage	Highest Wage
REAKTOR, INC., 401 PARK AVE, NEW YORK, NY (https://www.google.com/maps/place/401%20PARK%20AVE,NEW%20YORK,NY)	Graph	1	\$95,000.00	\$95,000.00	\$95,000.00	\$95,000.00
Totals	Graph	1	\$95,000.00	\$95,000.00	\$95,000.00	\$95,000.00

Latitude: 40.743497 Longitude: -74.003425

Employer Name/Employer Address	Graph	Count	Mean Wage	Median Wage	Lowest Wage	Highest Wage
ONE-ONEHUNDRED LLC., 130 9TH AVE., NEW YORK, NY (https://www.google.com/maps/place/130%209TH%20AVE.,NEW%20YORK,NY)	Graph	2	\$49,920.00	\$41,600.00	\$41,600.00	\$58,240.00
Totals	Graph	2	\$49,920.00	\$41,600.00	\$41,600.00	\$58,240.00

Employer Name/Worksite Address	Graph	Count	Mean Wage	Median Wage	Lowest Wage	Highest Wage
ONE-ONEHUNDRED LLC., 130 9TH, AVE, NEW YORK, NY (https://www.google.com/maps/place/130%209TH,%20AVE,NEW%20YORK,NY)	Graph	2	\$49,920.00	\$41,600.00	\$41,600.00	\$58,240.00
Totals	Graph	2	\$49,920.00	\$41,600.00	\$41,600.00	\$58,240.00

Latitude: 40.743521 Longitude: -73.986133

Employer Name/Worksite Address	Graph	Count	Mean Wage	Median Wage	Lowest Wage	Highest Wage
LARSEN & TOUBRO INFOTECH LIMITED, SONY MUSIC ENTERTAINMENT, NEW YORK, NY (https://www.google.com/maps/place/SONY%20MUSIC%20ENTERTAINMENT,NEW%20YORK,NY)	Graph	1	\$71,532.00	\$71,532.00	\$71,532.00	\$71,532.00
Totals	Graph	1	\$71,532.00	\$71,532.00	\$71,532.00	\$71,532.00

Latitude: 40.743523 Longitude: -73.990482

Employer Name/Employer Address	Graph	Count	Mean Wage	Median Wage	Lowest Wage	Highest Wage
ELLEVATE FINANCIAL INC., 48 WEST 25TH STREET, NEW YORK, NY (https://www.google.com/maps/place/48%20WEST%2025TH%20STREET,NEW%20YORK,NY)	Graph	2	\$146,500.00	\$140,000.00	\$140,000.00	\$153,000.00
IVYCONNECT, INC., 48 WEST 25TH STREET, NEW YORK, NY (https://www.google.com/maps/place/48%20WEST%2025TH%20STREET,NEW%20YORK,NY)	Graph	2	\$91,250.00	\$50,000.00	\$50,000.00	\$132,500.00

Employer Name/Employer Address	Graph	Count	Mean Wage	Median Wage	Lowest Wage	Highest Wage
STORY WORLDWIDE, LLC, 48 W 25TH STREET, NEW YORK, NY (https://www.google.com/maps/place/48%20W%2025TH%20STREET,NEW%20YORK,NY)	Graph	2	\$169,664.00	\$159,328.00	\$159,328.00	\$180,000.00
Totals	Graph	6	\$135,804.67	\$140,000.00	\$50,000.00	\$180,000.00

Employer Name/Worksite Address	Graph	Count	Mean Wage	Median Wage	Lowest Wage	Highest Wage
STORY WORLDWIDE, LLC, 48 W 25TH STREET, NEW YORK, NY (https://www.google.com/maps/place/48%20W%2025TH%20STREET,NEW%20YORK,NY)	Graph	2	\$169,664.00	\$159,328.00	\$159,328.00	\$180,000.00
NCC GROUP, INC., 48 W 25TH ST, 4TH FLOOR, NEW YORK, NY (https://www.google.com/maps/place/48%20W%2025TH%20ST,%204TH%20FLOOR,NEW%20YORK,NY)	Graph	3	\$113,666.67	\$113,000.00	\$108,000.00	\$120,000.00
IVYCONNECT, INC., 48 WEST 25TH STREET, NEW YORK, NY (https://www.google.com/maps/place/48%20WEST%2025TH%20STREET,NEW%20YORK,NY)	Graph	4	\$118,875.00	\$132,500.00	\$50,000.00	\$153,000.00
Totals	Graph	9	\$128,425.33	\$132,500.00	\$50,000.00	\$180,000.00

Latitude: 40.743552 Longitude: -73.92132

Employer Name/Employer Address	Graph	Count	Mean Wage	Median Wage	Lowest Wage	Highest Wage
AMAZON PHARMACY, INC., 43-10 QUEENS BLVD, SUNNYSIDE, NY (https://www.google.com/maps/place/43-10%20QUEENS%20BLVD,SUNNYSIDE,NY)	Graph	1	\$95,000.00	\$95,000.00	\$95,000.00	\$95,000.00
Totals	Graph	1	\$95,000.00	\$95,000.00	\$95,000.00	\$95,000.00

Employer Name/Worksite Address	Graph	Count	Mean Wage	Median Wage	Lowest Wage	Highest Wage
AMAZON PHARMACY, INC., 43-10 QUEENS BLVD, SUNNYSIDE, NY (https://www.google.com/maps/place/43-10%20QUEENS%20BLVD,SUNNYSIDE,NY)	Graph	1	\$95,000.00	\$95,000.00	\$95,000.00	\$95,000.00
Totals	Graph	1	\$95,000.00	\$95,000.00	\$95,000.00	\$95,000.00

Latitude: 40.743563 Longitude: -73.990238

Employer Name/Employer Address	Graph	Count	Mean Wage	Median Wage	Lowest Wage	Highest Wage
CUSTORA, INC., 41 W. 25TH STREET, NEW YORK, NY (https://www.google.com/maps/place/41%20W.%2025TH%20STREET,NEW%20YORK,NY)	Graph	1	\$175,000.00	\$175,000.00	\$175,000.00	\$175,000.00
Totals	Graph	1	\$175,000.00	\$175,000.00	\$175,000.00	\$175,000.00

Employer Name/Worksite Address	Graph	Count	Mean Wage	Median Wage	Lowest Wage	Highest Wage
CUSTORA, INC., 41 W. 25TH STREET, NEW YORK, NY (https://www.google.com/maps/place/41%20W.%2025TH%20STREET,NEW%20YORK,NY)	Graph	1	\$175,000.00	\$175,000.00	\$175,000.00	\$175,000.00
Totals	Graph	1	\$175,000.00	\$175,000.00	\$175,000.00	\$175,000.00

Latitude: 40.743578 Longitude: -73.989119

Employer Name/Employer Address	Graph	Count	Mean Wage	Median Wage	Lowest Wage	Highest Wage
INDAY HOLDINGS, LLC, 1133 BROADWAY, NEW YORK, NY (https://www.google.com/maps/place/1133%20BROADWAY,NEW%20YORK,NY)	Graph	1	\$46,675.00	\$46,675.00	\$46,675.00	\$46,675.00
JET SET KID LLC, 1133 BROADWAY, SUITE 330, NEW YORK, NY (https://www.google.com/maps/place/1133%20BROADWAY,%20SUITE%20330,NEW%20YORK,NY)	Graph	1	\$40,000.00	\$40,000.00	\$40,000.00	\$40,000.00
OPENHOUSENEWYORK, INC., 1133 BROADWAY, NEW YORK, NY (https://www.google.com/maps/place/1133%20BROADWAY,NEW%20YORK,NY)	Graph	1	\$40,000.00	\$40,000.00	\$40,000.00	\$40,000.00

Employer Name/Employer Address	Graph	Count	Mean Wage	Median Wage	Lowest Wage	Highest Wage
TERRI & SANDY SOLUTION, 1133 BROADWAY #928, NEW YORK, NY (https://www.google.com/maps/place/1133%20BROADWAY%20#928,NEW%20YORK,NY)	Graph	1	\$170,000.00	\$170,000.00	\$170,000.00	\$170,000.00
TERRI AND SANDY SOLUTION, LLC, 1133 BROADWAY #928, NEW YORK, NY (https://www.google.com/maps/place/1133%20BROADWAY%20#928,NEW%20YORK,NY)	Graph	1	\$62,500.00	\$62,500.00	\$62,500.00	\$62,500.00
URBAN CONSTRUCTION INC, 1133 BROADWAY, NEW YORK, NY (https://www.google.com/maps/place/1133%20BROADWAY,NEW%20YORK,NY)	Graph	1	\$66,461.00	\$66,461.00	\$66,461.00	\$66,461.00
URBAN CONSTRUCTION INC, SUITE 1124, NEW YORK, NY (https://www.google.com/maps/place/SUITE%201124,NEW%20YORK,NY)	Graph	1	\$75,000.00	\$75,000.00	\$75,000.00	\$75,000.00
THE TERRI & SANDY SOLUTION, LLC, 1133 BROADWAY, NEW YORK, NY (https://www.google.com/maps/place/1133%20BROADWAY,NEW%20YORK,NY)	Graph	5	\$63,918.00	\$56,000.00	\$56,000.00	\$75,795.00
Totals	Graph	12	\$68,352.17	\$56,000.00	\$40,000.00	\$170,000.00

Employer Name/Worksite Address	Graph	Count	Mean Wage	Median Wage	Lowest Wage	Highest Wage
JET SET KID LLC, 1133 BROADWAY, SUITE 330, NEW YORK, NY (https://www.google.com/maps/place/1133%20BROADWAY,%20SUITE%20330,NEW%20YORK,NY)	Graph	1	\$40,000.00	\$40,000.00	\$40,000.00	\$40,000.00
TERRI AND SANDY SOLUTION, LLC, 1133 BROADWAY #928, NEW YORK, NY (https://www.google.com/maps/place/1133%20BROADWAY%20#928,NEW%20YORK,NY)	Graph	1	\$62,500.00	\$62,500.00	\$62,500.00	\$62,500.00
TERRI & SANDY SOLUTION, 1133 BROADWAY, NEW YORK, NY (https://www.google.com/maps/place/1133%20BROADWAY,NEW%20YORK,NY)	Graph	11	\$73,975.09	\$66,461.00	\$40,000.00	\$170,000.00
Totals	Graph	13	\$70,478.92	\$62,500.00	\$40,000.00	\$170,000.00

Latitude: 40.743582 Longitude: -73.98818

Employer Name/Employer Address	Graph	Count	Mean Wage	Median Wage	Lowest Wage	Highest Wage
BRIDGETON HOLDINGS LLC, 220 FIFTH AVENUE, NEW YORK, NY (https://www.google.com/maps/place/220%20FIFTH%20AVENUE,NEW%20YORK,NY)	Graph	1	\$56,000.00	\$56,000.00	\$56,000.00	\$56,000.00
DEBORAH BERKE & PARTNERS ARCHITECTS LLP, 220 FIFTH AVENUE, 7TH FLOOR, NEW YORK, NY (https://www.google.com/maps/place/220%20FIFTH%20AVENUE,%207TH%20FLOOR,NEW%20YORK,NY)	Graph	1	\$72,500.00	\$72,500.00	\$72,500.00	\$72,500.00
VROOMINC, 149 5TH AVENUE 5TH FLOOR, NEW YORK, NY (https://www.google.com/maps/place/149%205TH%20AVENUE%205TH%20FLOOR,NEW%20YORK,NY)	Graph	1	\$120,000.00	\$120,000.00	\$120,000.00	\$120,000.00
CLARICK GUERON REISBAUM LLP, 220 FIFTH AVENUE, NEW YORK, NY (https://www.google.com/maps/place/220%20FIFTH%20AVENUE,NEW%20YORK,NY)	Graph	2	\$140,000.00	\$140,000.00	\$140,000.00	\$140,000.00
Totals	Graph	5	\$105,700.00	\$120,000.00	\$56,000.00	\$140,000.00

Employer Name/Worksite Address	Graph	Count	Mean Wage	Median Wage	Lowest Wage	Highest Wage
BOLAN TRADING COMPANY, LLC, 203 5TH AVENUE, NEW YORK, NY (https://www.google.com/maps/place/203%205TH%20AVENUE,NEW%20YORK,NY)	Graph	1	\$90,000.00	\$90,000.00	\$90,000.00	\$90,000.00
DEBORAH BERKE & PARTNERS ARCHITECTS LLP, 220 FIFTH AVENUE, 7TH FLOOR, NEW YORK, NY (https://www.google.com/maps/place/220%20FIFTH%20AVENUE,%207TH%20FLOOR,NEW%20YORK,NY)	Graph	1	\$72,500.00	\$72,500.00	\$72,500.00	\$72,500.00
VROOMINC, 149 5TH AVENUE 5TH FLOOR, NEW YORK, NY (https://www.google.com/maps/place/149%205TH%20AVENUE%205TH%20FLOOR,NEW%20YORK,NY)	Graph	1	\$120,000.00	\$120,000.00	\$120,000.00	\$120,000.00
ADROLL, INC., 101 5TH AVE, NEW YORK, NY (https://www.google.com/maps/place/101%205TH%20AVE,NEW%20YORK,NY)	Graph	2	\$107,500.00	\$85,000.00	\$85,000.00	\$130,000.00
CLARICK GUERON REISBAUM LLP, 220 FIFTH AVENUE, NEW YORK, NY (https://www.google.com/maps/place/220%20FIFTH%20AVENUE,NEW%20YORK,NY)	Graph	3	\$112,000.00	\$140,000.00	\$56,000.00	\$140,000.00
Totals	Graph	8	\$104,187.50	\$90,000.00	\$56,000.00	\$140,000.00

Latitude: 40.743586 Longitude: -73.505926

Employer Name/Employer Address	Graph	Count	Mean Wage	Median Wage	Lowest Wage	Highest Wage
--------------------------------	-------	-------	-----------	-------------	-------------	--------------

Employer Name/Employer Address	Graph	Count	Mean Wage	Median Wage	Lowest Wage	Highest Wage
CASCADE WATER SERVICES, INC., 113 BLOOMINGDALE ROAD, HICKSVILLE, NY (https://www.google.com/maps/place/113%20BLOOMINGDALE%20ROAD,HICKSVILLE,NY)	Graph	2	\$58,853.50	\$42,827.00	\$42,827.00	\$74,880.00
Totals	Graph	2	\$58,853.50	\$42,827.00	\$42,827.00	\$74,880.00

Employer Name/Worksite Address	Graph	Count	Mean Wage	Median Wage	Lowest Wage	Highest Wage
CASCADE WATER SERVICES, INC., 113 BLOOMINGDALE ROAD, HICKSVILLE, NY (https://www.google.com/maps/place/113%20BLOOMINGDALE%20ROAD,HICKSVILLE,NY)	Graph	2	\$58,853.50	\$42,827.00	\$42,827.00	\$74,880.00
Totals	Graph	2	\$58,853.50	\$42,827.00	\$42,827.00	\$74,880.00

Latitude: 40.74361 Longitude: -73.990349

Employer Name/Employer Address	Graph	Count	Mean Wage	Median Wage	Lowest Wage	Highest Wage
AMERICAN CONFERENCE INSTITUTE, 45 WEST 25TH STREET, NEW YORK, NY (https://www.google.com/maps/place/45%20WEST%2025TH%20STREET,NEW%20YORK,NY)	Graph	1	\$150,000.00	\$150,000.00	\$150,000.00	\$150,000.00
BONOBOS, INC., 45 W. 25TH ST. 2ND FLOOR, NEW YORK, NY (https://www.google.com/maps/place/45%20W.%2025TH%20ST.%202ND%20FLOOR,NEW%20YORK,NY)	Graph	1	\$92,000.00	\$92,000.00	\$92,000.00	\$92,000.00
BONOBOS, INC., 45 W. 25TH ST., 2ND FLOOR, NEW YORK, NY (https://www.google.com/maps/place/45%20W.%2025TH%20ST.,%202ND%20FLOOR,NEW%20YORK,NY)	Graph	1	\$155,000.00	\$155,000.00	\$155,000.00	\$155,000.00
WONDERSAUCE LLC, 45 WEST 25TH STREET, NEW YORK, NY (https://www.google.com/maps/place/45%20WEST%2025TH%20STREET,NEW%20YORK,NY)	Graph	1	\$75,000.00	\$75,000.00	\$75,000.00	\$75,000.00
WONDERSAUCE, LLC, 45 WEST 25TH STREET, NEW YORK, NY (https://www.google.com/maps/place/45%20WEST%2025TH%20STREET,NEW%20YORK,NY)	Graph	1	\$75,000.00	\$75,000.00	\$75,000.00	\$75,000.00
Totals	Graph	5	\$109,400.00	\$92,000.00	\$75,000.00	\$155,000.00

Employer Name/Worksite Address	Graph	Count	Mean Wage	Median Wage	Lowest Wage	Highest Wage
BONOBOS, INC., 45 W. 25TH STREET, 5TH FLOOR, NEW YORK, NY (https://www.google.com/maps/place/45%20W.%2025TH%20STREET,%205TH%20FLOOR,NEW%20YORK,NY)	Graph	1	\$92,000.00	\$92,000.00	\$92,000.00	\$92,000.00
BONOBOS, INC., 45 WEST 25TH ST., 5TH FLOOR, NEW YORK, NY (https://www.google.com/maps/place/45%20WEST%2025TH%20ST.,%205TH%20FLOOR,NEW%20YORK,NY)	Graph	1	\$155,000.00	\$155,000.00	\$155,000.00	\$155,000.00
WONDERSAUCE, LLC, 45 WEST 25TH STREET, NEW YORK, NY (https://www.google.com/maps/place/45%20WEST%2025TH%20STREET,NEW%20YORK,NY)	Graph	3	\$100,000.00	\$75,000.00	\$75,000.00	\$150,000.00
Totals	Graph	5	\$109,400.00	\$92,000.00	\$75,000.00	\$155,000.00

Latitude: 40.743631 Longitude: -73.97973

Employer Name/Employer Address	Graph	Count	Mean Wage	Median Wage	Lowest Wage	Highest Wage
RUBYS MIDTOWN LLC, 442 3RD AVENUE, NEW YORK, NY (https://www.google.com/maps/place/442%203RD%20AVENUE,NEW%20YORK,NY)	Graph	1	\$120,000.00	\$120,000.00	\$120,000.00	\$120,000.00
Totals	Graph	1	\$120,000.00	\$120,000.00	\$120,000.00	\$120,000.00

Employer Name/Worksite Address	Graph	Count	Mean Wage	Median Wage	Lowest Wage	Highest Wage
RUBYS MIDTOWN LLC, 442 3RD AVE, NEW YORK, NY (https://www.google.com/maps/place/442%203RD%20AVE,NEW%20YORK,NY)	Graph	2	\$103,500.00	\$87,000.00	\$87,000.00	\$120,000.00
Totals	Graph	2	\$103,500.00	\$87,000.00	\$87,000.00	\$120,000.00

Latitude: 40.743666 Longitude: -73.988119

Employer Name/Employer Address	Graph	Count	Mean Wage	Median Wage	Lowest Wage	Highest Wage
PTS AMERICA INC., 222 FIFTH AVENUE, NEW YORK, NY (https://www.google.com/maps/place/222%20FIFTH%20AVENUE,NEW%20YORK,NY)	Graph	1	\$65,000.00	\$65,000.00	\$65,000.00	\$65,000.00
Totals	Graph	1	\$65,000.00	\$65,000.00	\$65,000.00	\$65,000.00

Employer Name/Worksite Address	Graph	Count	Mean Wage	Median Wage	Lowest Wage	Highest Wage
PTS AMERICA INC., 222 FIFTH AVENUE, NEW YORK, NY (https://www.google.com/maps/place/222%20FIFTH%20AVENUE,NEW%20YORK,NY)	Graph	1	\$65,000.00	\$65,000.00	\$65,000.00	\$65,000.00
Totals	Graph	1	\$65,000.00	\$65,000.00	\$65,000.00	\$65,000.00

Latitude: 40.743669 Longitude: -73.988968

Employer Name/Employer Address	Graph	Count	Mean Wage	Median Wage	Lowest Wage	Highest Wage
3P LEARNING LIMITED, 1261 BROADWAY SUITE 1001, NEW YORK, NY (https://www.google.com/maps/place/1261%20BROADWAY%20SUITE%201001,NEW%20YORK,NY)	Graph	1	\$55,000.00	\$55,000.00	\$55,000.00	\$55,000.00
Totals	Graph	1	\$55,000.00	\$55,000.00	\$55,000.00	\$55,000.00

Employer Name/Worksite Address	Graph	Count	Mean Wage	Median Wage	Lowest Wage	Highest Wage
3P LEARNING LIMITED, 1261 BROADWAY SUITE 1001, NEW YORK, NY (https://www.google.com/maps/place/1261%20BROADWAY%20SUITE%201001,NEW%20YORK,NY)	Graph	1	\$55,000.00	\$55,000.00	\$55,000.00	\$55,000.00
SVS TECHNOLOGIES LIMITED, 1515 BROADWAY, NEW YORK, NY (https://www.google.com/maps/place/1515%20BROADWAY,NEW%20YORK,NY)	Graph	1	\$92,768.00	\$92,768.00	\$92,768.00	\$92,768.00
UMG RECORDINGS, INC., 1755 BROADWAY, NEW YORK, NY (https://www.google.com/maps/place/1755%20BROADWAY,NEW%20YORK,NY)	Graph	1	\$120,000.00	\$120,000.00	\$120,000.00	\$120,000.00
Totals	Graph	3	\$89,256.00	\$92,768.00	\$55,000.00	\$120,000.00

Latitude: 40.74372 Longitude: -73.994576

Employer Name/Employer Address	Graph	Count	Mean Wage	Median Wage	Lowest Wage	Highest Wage
YARMUTH RADOFF GREEN LLC, 163 W 23RD STREET, NEW YORK, NY (https://www.google.com/maps/place/163%20W%2023RD%20STREET,NEW%20YORK,NY)	Graph	1	\$83,000.00	\$83,000.00	\$83,000.00	\$83,000.00
Totals	Graph	1	\$83,000.00	\$83,000.00	\$83,000.00	\$83,000.00

Employer Name/Worksite Address	Graph	Count	Mean Wage	Median Wage	Lowest Wage	Highest Wage
YARMUTH RADOFF GREEN LLC, 163 W 23RD STREET, NEW YORK, NY (https://www.google.com/maps/place/163%20W%2023RD%20STREET,NEW%20YORK,NY)	Graph	1	\$83,000.00	\$83,000.00	\$83,000.00	\$83,000.00
Totals	Graph	1	\$83,000.00	\$83,000.00	\$83,000.00	\$83,000.00

Latitude: 40.743745 Longitude: -73.587306

Employer Name/Employer Address	Graph	Count	Mean Wage	Median Wage	Lowest Wage	Highest Wage
BRIDGEFIELD INTERNATIONAL INC, 1299 CORPORATE DRIVE, WESTBURY, NY (https://www.google.com/maps/place/1299%20CORPORATE%20DRIVE,WESTBURY,NY)	Graph	1	\$40,000.00	\$40,000.00	\$40,000.00	\$40,000.00
Totals	Graph	1	\$40,000.00	\$40,000.00	\$40,000.00	\$40,000.00

Employer Name/Worksite Address	Graph	Count	Mean Wage	Median Wage	Lowest Wage	Highest Wage
--------------------------------	-------	-------	-----------	-------------	-------------	--------------

Employer Name/Worksite Address	Graph	Count	Mean Wage	Median Wage	Lowest Wage	Highest Wage
BRIDGEFIELD INTERNATIONAL INC, 1299 CORPORATE DRIVE, WESTBURY, NY (https://www.google.com/maps/place/1299%20CORPORATE%20DRIVE,WESTBURY,NY)	Graph	1	\$40,000.00	\$40,000.00	\$40,000.00	\$40,000.00
Totals	Graph	1	\$40,000.00	\$40,000.00	\$40,000.00	\$40,000.00

Latitude: 40.743753 Longitude: -73.988055

Employer Name/Worksite Address	Graph	Count	Mean Wage	Median Wage	Lowest Wage	Highest Wage
CELANO DESIGN STUDIO, 224 5TH AVENUE, NEW YORK, NY (https://www.google.com/maps/place/224%205TH%20AVENUE,NEW%20YORK,NY)	Graph	1	\$65,000.00	\$65,000.00	\$65,000.00	\$65,000.00
Totals	Graph	1	\$65,000.00	\$65,000.00	\$65,000.00	\$65,000.00

Employer Name/Worksite Address	Graph	Count	Mean Wage	Median Wage	Lowest Wage	Highest Wage
CELANO DESIGN STUDIO, 224 5TH AVENUE, NEW YORK, NY (https://www.google.com/maps/place/224%205TH%20AVENUE,NEW%20YORK,NY)	Graph	1	\$65,000.00	\$65,000.00	\$65,000.00	\$65,000.00
Totals	Graph	1	\$65,000.00	\$65,000.00	\$65,000.00	\$65,000.00

Latitude: 40.743758 Longitude: -73.986848

Employer Name/Worksite Address	Graph	Count	Mean Wage	Median Wage	Lowest Wage	Highest Wage
PAPERCHASE ACCOUNTANCY, INC., 13 EAST 27TH STREET, NEW YORK, NY (https://www.google.com/maps/place/13%20EAST%2027TH%20STREET,NEW%20YORK,NY)	Graph	1	\$55,000.00	\$55,000.00	\$55,000.00	\$55,000.00
Totals	Graph	1	\$55,000.00	\$55,000.00	\$55,000.00	\$55,000.00

Employer Name/Worksite Address	Graph	Count	Mean Wage	Median Wage	Lowest Wage	Highest Wage
PAPERCHASE ACCOUNTANCY, INC., 13 EAST 27TH STREET, NEW YORK, NY (https://www.google.com/maps/place/13%20EAST%2027TH%20STREET,NEW%20YORK,NY)	Graph	1	\$55,000.00	\$55,000.00	\$55,000.00	\$55,000.00
Totals	Graph	1	\$55,000.00	\$55,000.00	\$55,000.00	\$55,000.00

Latitude: 40.743796 Longitude: -74.0009

Employer Name/Worksite Address	Graph	Count	Mean Wage	Median Wage	Lowest Wage	Highest Wage
MEDIA MANAGEMENT SERVICES, 324 WEST 20TH STREET, NEW YORK, NY (https://www.google.com/maps/place/324%20WEST%2020TH%20STREET,NEW%20YORK,NY)	Graph	1	\$45,000.00	\$45,000.00	\$45,000.00	\$45,000.00
Totals	Graph	1	\$45,000.00	\$45,000.00	\$45,000.00	\$45,000.00

Latitude: 40.743813 Longitude: -73.983641

Employer Name/Worksite Address	Graph	Count	Mean Wage	Median Wage	Lowest Wage	Highest Wage
CMPLY. INC., 419 PARK AVENUE SOUTH, NEW YORK, NY (https://www.google.com/maps/place/419%20PARK%20AVENUE%20SOUTH,NEW%20YORK,NY)	Graph	1	\$60,320.00	\$60,320.00	\$60,320.00	\$60,320.00
GANSEVOORT PARK MANAGEMENT LLC, 420 PARK AVENUE, NEW YORK, NY (https://www.google.com/maps/place/420%20PARK%20AVENUE,NEW%20YORK,NY)	Graph	1	\$66,000.00	\$66,000.00	\$66,000.00	\$66,000.00
JWALK LLC, 419 PARK AVENUE SOUTH, NEW YORK, NY (https://www.google.com/maps/place/419%20PARK%20AVENUE%20SOUTH,NEW%20YORK,NY)	Graph	1	\$160,000.00	\$160,000.00	\$160,000.00	\$160,000.00
CO COLLECTIVE LLC, 419 PARK AVENUE SOUTH, NEW YORK, NY (https://www.google.com/maps/place/419%20PARK%20AVENUE%20SOUTH,NEW%20YORK,NY)	Graph	5	\$191,000.03	\$175,000.00	\$120,000.00	\$300,000.00
Totals	Graph	8	\$155,165.02	\$160,000.00	\$60,320.00	\$300,000.00

Employer Name/Worksite Address	Graph	Count	Mean Wage	Median Wage	Lowest Wage	Highest Wage
GANSEVOORT PARK MANAGEMENT LLC, 420 PARK AVENUE, NEW YORK, NY (https://www.google.com/maps/place/420%20PARK%20AVENUE,NEW%20YORK,NY)	Graph	1	\$66,000.00	\$66,000.00	\$66,000.00	\$66,000.00
ZIMMER GUNSUL FRASCA ARCHITECTS LLP, 419 PARK AVE S, NEW YORK, NY (https://www.google.com/maps/place/419%20PARK%20AVE%20S,NEW%20YORK,NY)	Graph	1	\$58,000.00	\$58,000.00	\$58,000.00	\$58,000.00
CO COLLECTIVE LLC, 419 PARK AVENUE SOUTH, NEW YORK, NY (https://www.google.com/maps/place/419%20PARK%20AVENUE%20SOUTH,NEW%20YORK,NY)	Graph	9	\$157,257.80	\$160,000.00	\$60,320.00	\$300,000.00
Totals	Graph	11	\$139,938.20	\$120,000.00	\$58,000.00	\$300,000.00

Latitude: 40.743815 Longitude: -73.985918

Employer Name/Employer Address	Graph	Count	Mean Wage	Median Wage	Lowest Wage	Highest Wage
BARRY FRIEDMAN LTD, 72 MADISON AVE, NEW YORK, NY (https://www.google.com/maps/place/72%20MADISON%20AVE,NEW%20YORK,NY)	Graph	1	\$47,403.00	\$47,403.00	\$47,403.00	\$47,403.00
DRAMAFAEVER CORPORATION, 72 MADISON AVENUE, 12TH FLOOR, NEW YORK, NY (https://www.google.com/maps/place/72%20MADISON%20AVENUE,%2012TH%20FLOOR,NEW%20YORK,NY)	Graph	2	\$56,481.00	\$50,000.00	\$50,000.00	\$62,962.00
Totals	Graph	3	\$53,455.00	\$50,000.00	\$47,403.00	\$62,962.00

Employer Name/Worksite Address	Graph	Count	Mean Wage	Median Wage	Lowest Wage	Highest Wage
BARRY FRIEDMAN LTD, 72 MADISON AVE, NEW YORK, NY (https://www.google.com/maps/place/72%20MADISON%20AVE,NEW%20YORK,NY)	Graph	1	\$47,403.00	\$47,403.00	\$47,403.00	\$47,403.00
DRAMAFAEVER CORPORATION, 72 MADISON AVENUE, 12TH FLOOR, NEW YORK, NY (https://www.google.com/maps/place/72%20MADISON%20AVENUE,%2012TH%20FLOOR,NEW%20YORK,NY)	Graph	2	\$56,481.00	\$50,000.00	\$50,000.00	\$62,962.00
Totals	Graph	3	\$53,455.00	\$50,000.00	\$47,403.00	\$62,962.00

Latitude: 40.743845 Longitude: -73.985479

Employer Name/Employer Address	Graph	Count	Mean Wage	Median Wage	Lowest Wage	Highest Wage
MARK43, INC., 28 EAST 28TH STREET, NEW YORK, NY (https://www.google.com/maps/place/28%20EAST%2028TH%20STREET,NEW%20YORK,NY)	Graph	1	\$144,000.00	\$144,000.00	\$144,000.00	\$144,000.00
ZIFF DAVIS, LLC, 28 E. 28TH STREET, NEW YORK, NY (https://www.google.com/maps/place/28%20E.%2028TH%20STREET,NEW%20YORK,NY)	Graph	3	\$77,140.00	\$64,250.00	\$55,765.00	\$111,405.00
BIRCHBOX, INC., 28 EAST 28TH STREET, NEW YORK, NY (https://www.google.com/maps/place/28%20EAST%2028TH%20STREET,NEW%20YORK,NY)	Graph	5	\$129,600.00	\$131,250.00	\$115,000.00	\$141,750.00
MOAT, INC., 28 E. 28TH STREET, NEW YORK, NY (https://www.google.com/maps/place/28%20E.%2028TH%20STREET,NEW%20YORK,NY)	Graph	9	\$95,555.56	\$90,000.00	\$80,000.00	\$115,000.00
Totals	Graph	18	\$104,634.44	\$105,000.00	\$55,765.00	\$144,000.00

Employer Name/Worksite Address	Graph	Count	Mean Wage	Median Wage	Lowest Wage	Highest Wage
BIRCHBOX, INC., 28 EAST 28TH STREET, NEW, NY (https://www.google.com/maps/place/28%20EAST%2028TH%20STREET,NEW,NY)	Graph	1	\$115,000.00	\$115,000.00	\$115,000.00	\$115,000.00
CBS INTERACTIVE, 28 E 28TH ST, NEW YORK, NY (https://www.google.com/maps/place/28%20E%2028TH%20ST,NEW%20YORK,NY)	Graph	1	\$80,000.00	\$80,000.00	\$80,000.00	\$80,000.00
CBS INTERACTIVE, 28 E 28TH, NEW YORK, NY (https://www.google.com/maps/place/28%20E%2028TH,NEW%20YORK,NY)	Graph	1	\$79,997.00	\$79,997.00	\$79,997.00	\$79,997.00
CBS INTERACTIVE, INC., 28 EAST 28TH STREET, NEW YORK, NY (https://www.google.com/maps/place/28%20EAST%2028TH%20STREET,NEW%20YORK,NY)	Graph	10	\$119,699.54	\$120,000.00	\$65,000.00	\$146,312.40
MOAT, INC., 28 E. 28TH STREET, NEW YORK, NY (https://www.google.com/maps/place/28%20E.%2028TH%20STREET,NEW%20YORK,NY)	Graph	12	\$91,772.50	\$90,000.00	\$55,765.00	\$121,255.00
Totals	Graph	25	\$102,930.50	\$105,000.00	\$55,765.00	\$146,312.40

Latitude: 40.743848 Longitude: -73.992815

Employer Name/Employer Address	Graph	Count	Mean Wage	Median Wage	Lowest Wage	Highest Wage
VIXOLE INC, 119 W. 24TH STREET, NEW YORK, NY (https://www.google.com/maps/place/119%20W.%2024TH%20STREET,NEW%20YORK,NY)	Graph	1	\$63,000.00	\$63,000.00	\$63,000.00	\$63,000.00
VIXOLE INC., 119 W 24TH ST., NEW YORK, NY (https://www.google.com/maps/place/119%20W.%2024TH%20ST.,NEW%20YORK,NY)	Graph	1	\$47,840.00	\$47,840.00	\$47,840.00	\$47,840.00
YDC INC, 119 W 24TH STREET, NEW YORK, NY (https://www.google.com/maps/place/119%20W.%2024TH%20STREET,NEW%20YORK,NY)	Graph	1	\$75,000.00	\$75,000.00	\$75,000.00	\$75,000.00
IMPLICIT VALUE LLC, 119 W 24TH STREET, NEW YORK, NY (https://www.google.com/maps/place/119%20W.%2024TH%20STREET,NEW%20YORK,NY)	Graph	2	\$61,250.00	\$55,000.00	\$55,000.00	\$67,500.00
Totals	Graph	5	\$61,668.00	\$63,000.00	\$47,840.00	\$75,000.00

Employer Name/Worksite Address	Graph	Count	Mean Wage	Median Wage	Lowest Wage	Highest Wage
IMPLICIT VALUE LLC, 119 W. 24TH ST. 3RD FLOOR, NEW YORK, NY (https://www.google.com/maps/place/119%20W.%2024TH%20ST.%203RD%20FLOOR,NEW%20YORK,NY)	Graph	1	\$55,000.00	\$55,000.00	\$55,000.00	\$55,000.00
IMPLICIT VALUE LLC, 119 W. 24TH ST., NEW YORK, NY (https://www.google.com/maps/place/119%20W.%2024TH%20ST.,NEW%20YORK,NY)	Graph	1	\$67,500.00	\$67,500.00	\$67,500.00	\$67,500.00
VIXOLE INC, 119 W. 24TH STREET, NEW YORK, NY (https://www.google.com/maps/place/119%20W.%2024TH%20STREET,NEW%20YORK,NY)	Graph	1	\$63,000.00	\$63,000.00	\$63,000.00	\$63,000.00
YDC INC, 119 W 24TH STREET, NEW YORK, NY (https://www.google.com/maps/place/119%20W.%2024TH%20STREET,NEW%20YORK,NY)	Graph	1	\$75,000.00	\$75,000.00	\$75,000.00	\$75,000.00
PIXABILITY, INC., 119 WEST 24TH STREET, NEW YORK, NY (https://www.google.com/maps/place/119%20WEST%2024TH%20STREET,NEW%20YORK,NY)	Graph	2	\$109,125.00	\$68,250.00	\$68,250.00	\$150,000.00
VIXOLE INC., 119 W 24TH ST., NEW YORK, NY (https://www.google.com/maps/place/119%20W.%2024TH%20ST.,NEW%20YORK,NY)	Graph	2	\$71,920.00	\$47,840.00	\$47,840.00	\$96,000.00
Totals	Graph	8	\$77,823.75	\$67,500.00	\$47,840.00	\$150,000.00

Latitude: 40.743876 Longitude: -73.98571

Employer Name/Worksite Address	Graph	Count	Mean Wage	Median Wage	Lowest Wage	Highest Wage
CULINARY AGENTS, INC., 75 MADISON AVENUE, NEW YORK, NY (https://www.google.com/maps/place/75%20MADISON%20AVENUE,NEW%20YORK,NY)	Graph	3	\$71,814.00	\$70,221.00	\$70,221.00	\$75,000.00
Totals	Graph	3	\$71,814.00	\$70,221.00	\$70,221.00	\$75,000.00

Latitude: 40.743886 Longitude: -73.989398

Employer Name/Worksite Address	Graph	Count	Mean Wage	Median Wage	Lowest Wage	Highest Wage
EASTWEST INSTITUTE, 11EAST 26TH STREET, NEW YORK, NY (https://www.google.com/maps/place/11EAST%2026TH%20STREET,NEW%20YORK,NY)	Graph	1	\$60,000.00	\$60,000.00	\$60,000.00	\$60,000.00
JUMP OPERATIONS, LLC, 15E 26TH STREET, NEW YORK, NY (https://www.google.com/maps/place/15E%2026TH%20STREET,NEW%20YORK,NY)	Graph	12	\$149,718.25	\$154,003.00	\$124,592.00	\$154,003.00
Totals	Graph	13	\$142,816.85	\$154,003.00	\$60,000.00	\$154,003.00

Latitude: 40.743891 Longitude: -73.983748

Employer Name/Employer Address	Graph	Count	Mean Wage	Median Wage	Lowest Wage	Highest Wage
GANSEVOORT PARK MANAGEMENT LLC, 420 PARK AVENUE SOUTH, NEW YORK, NY (https://www.google.com/maps/place/420%20PARK%20AVENUE%20SOUTH,NEW%20YORK,NY)	Graph	1	\$66,000.00	\$66,000.00	\$66,000.00	\$66,000.00
Totals	Graph	1	\$66,000.00	\$66,000.00	\$66,000.00	\$66,000.00

Employer Name/Worksite Address	Graph	Count	Mean Wage	Median Wage	Lowest Wage	Highest Wage
GANSEVOORT PARK MANAGEMENT LLC, 420 PARK AVENUE SOUTH, NEW YORK, NY (https://www.google.com/maps/place/420%20PARK%20AVENUE%20SOUTH,NEW%20YORK,NY)	Graph	1	\$66,000.00	\$66,000.00	\$66,000.00	\$66,000.00
Totals	Graph	1	\$66,000.00	\$66,000.00	\$66,000.00	\$66,000.00

Latitude: 40.743894 Longitude: -73.988925

Employer Name/Employer Address	Graph	Count	Mean Wage	Median Wage	Lowest Wage	Highest Wage
AAPTIV INC., 1140 BROADWAY, SUITE 803, NEW YORK, NY (https://www.google.com/maps/place/1140%20BROADWAY,%20SUITE%20803,NEW%20YORK,NY)	Graph	1	\$50,000.00	\$50,000.00	\$50,000.00	\$50,000.00
BLACK BALLOON PUBLISHING, LLC, 1140 BROADWAY, NEW YORK, NY (https://www.google.com/maps/place/1140%20BROADWAY,NEW%20YORK,NY)	Graph	1	\$44,429.00	\$44,429.00	\$44,429.00	\$44,429.00
HORIZON INNOVATIONS LLC, 1140 BROADWAY, NEW YORK, NY (https://www.google.com/maps/place/1140%20BROADWAY,NEW%20YORK,NY)	Graph	1	\$92,000.00	\$92,000.00	\$92,000.00	\$92,000.00
ICRAVE, LLC, 1140 BROADWAY, NEW YORK, NY (https://www.google.com/maps/place/1140%20BROADWAY,NEW%20YORK,NY)	Graph	1	\$70,000.00	\$70,000.00	\$70,000.00	\$70,000.00
MERIDIAN DESIGN ASSOCIATES, ARCHITECTS P.C., 1140 BROADWAY, NEW YORK, NY (https://www.google.com/maps/place/1140%20BROADWAY,NEW%20YORK,NY)	Graph	1	\$60,000.00	\$60,000.00	\$60,000.00	\$60,000.00
MTHEORY LLC, 1140 BROADWAY, NEW YORK, NY (https://www.google.com/maps/place/1140%20BROADWAY,NEW%20YORK,NY)	Graph	1	\$57,500.00	\$57,500.00	\$57,500.00	\$57,500.00
PHOSPHORUS, INC., 1140 BROADWAY, NEW YORK, NY (https://www.google.com/maps/place/1140%20BROADWAY,NEW%20YORK,NY)	Graph	1	\$50,000.00	\$50,000.00	\$50,000.00	\$50,000.00
PIAS AMERICA INC, 1140 BROADWAY, NEW YORK, NY (https://www.google.com/maps/place/1140%20BROADWAY,NEW%20YORK,NY)	Graph	1	\$60,000.00	\$60,000.00	\$60,000.00	\$60,000.00
PIAS AMERICA, INC, 1140 BROADWAY, NEW YORK, NY (https://www.google.com/maps/place/1140%20BROADWAY,NEW%20YORK,NY)	Graph	1	\$32,760.00	\$32,760.00	\$32,760.00	\$32,760.00
THE LONDON SPEAKER BUREAU INC., 25 BROADWAY, NEW YORK, NY (https://www.google.com/maps/place/25%20BROADWAY,NEW%20YORK,NY)	Graph	1	\$60,000.00	\$60,000.00	\$60,000.00	\$60,000.00
1HQ USA LLC, 1140 BROADWAY, NEW YORK, NY (https://www.google.com/maps/place/1140%20BROADWAY,NEW%20YORK,NY)	Graph	2	\$70,000.00	\$70,000.00	\$70,000.00	\$70,000.00
RECOMBINE, INC., 1140 BROADWAY, NEW YORK, NY (https://www.google.com/maps/place/1140%20BROADWAY,NEW%20YORK,NY)	Graph	2	\$130,626.00	\$108,000.00	\$108,000.00	\$153,252.00
COGNESCENT CORPORATION, 1140 BROADWAY, NEW YORK, NY (https://www.google.com/maps/place/1140%20BROADWAY,NEW%20YORK,NY)	Graph	3	\$146,666.67	\$140,000.00	\$125,000.00	\$175,000.00
Totals	Graph	17	\$83,408.29	\$70,000.00	\$32,760.00	\$175,000.00

Employer Name/Worksite Address	Graph	Count	Mean Wage	Median Wage	Lowest Wage	Highest Wage
MTHEORY LLC, 1140 BROADWAY 4TH FLOOR, NEW YORK CITY, NY (https://www.google.com/maps/place/1140%20BROADWAY%20%204TH%20FLOOR,NEW%20YORK%20CITY,NY)	Graph	1	\$57,500.00	\$57,500.00	\$57,500.00	\$57,500.00
PHOSPHORUS, INC., 1140 BROADWAY, SUITE 800, NEW YORK, NY (https://www.google.com/maps/place/1140%20BROADWAY,%20SUITE%20800,NEW%20YORK,NY)	Graph	1	\$50,000.00	\$50,000.00	\$50,000.00	\$50,000.00
RECOMBINE, INC., 1140 BROADWAY, SUITE 1100, NEW YORK, NY (https://www.google.com/maps/place/1140%20BROADWAY,%20SUITE%201100,NEW%20YORK,NY)	Graph	1	\$153,252.00	\$153,252.00	\$153,252.00	\$153,252.00
THE LONDON SPEAKER BUREAU INC., 25 BROADWAY, NEW YORK, NY (https://www.google.com/maps/place/25%20BROADWAY,NEW%20YORK,NY)	Graph	1	\$60,000.00	\$60,000.00	\$60,000.00	\$60,000.00
PIAS AMERICA, INC, 1140 BROADWAY, NEW YORK, NY (https://www.google.com/maps/place/1140%20BROADWAY,NEW%20YORK,NY)	Graph	14	\$84,336.93	\$70,000.00	\$32,760.00	\$175,000.00
Totals	Graph	18	\$83,414.94	\$70,000.00	\$32,760.00	\$175,000.00

Latitude: 40.743899 Longitude: -73.420734

Employer Name/Worksite Address	Graph	Count	Mean Wage	Median Wage	Lowest Wage	Highest Wage
--------------------------------	-------	-------	-----------	-------------	-------------	--------------

Employer Name/Worksite Address	Graph	Count	Mean Wage	Median Wage	Lowest Wage	Highest Wage
SWIMWEAR ANYWHERE, INC., 85 SHERWOOD AVENUE, FARMINGDALE, NY (https://www.google.com/maps/place/85%20SHERWOOD%20AVENUE,FARMINGDALE,NY)	Graph	1	\$129,763.00	\$129,763.00	\$129,763.00	\$129,763.00
Totals	Graph	1	\$129,763.00	\$129,763.00	\$129,763.00	\$129,763.00

Latitude: 40.743917 Longitude: -73.671742

Employer Name/Employer Address	Graph	Count	Mean Wage	Median Wage	Lowest Wage	Highest Wage
ADVANCED ARCH GRILLEWORKS, INC., 149 DENTON AVENUE, NEW HYDE PARK, NY (https://www.google.com/maps/place/149%20DENTON%20AVENUE,NEW%20HYDE%20PARK,NY)	Graph	1	\$37,460.80	\$37,460.80	\$37,460.80	\$37,460.80
Totals	Graph	1	\$37,460.80	\$37,460.80	\$37,460.80	\$37,460.80

Employer Name/Worksite Address	Graph	Count	Mean Wage	Median Wage	Lowest Wage	Highest Wage
ADVANCED ARCH GRILLEWORKS, INC., 149 DENTON AVENUE, NEW HYDE PARK, NY (https://www.google.com/maps/place/149%20DENTON%20AVENUE,NEW%20HYDE%20PARK,NY)	Graph	1	\$37,460.80	\$37,460.80	\$37,460.80	\$37,460.80
Totals	Graph	1	\$37,460.80	\$37,460.80	\$37,460.80	\$37,460.80

Latitude: 40.743919 Longitude: -73.989054

Employer Name/Employer Address	Graph	Count	Mean Wage	Median Wage	Lowest Wage	Highest Wage
COMMUNITY RESOURCE EXCHANGE, 42 BROADWAY, 20TH FLOOR, NEW YORK, NY (https://www.google.com/maps/place/42%20BROADWAY,%2020TH%20FLOOR,NEW%20YORK,NY)	Graph	1	\$125,460.00	\$125,460.00	\$125,460.00	\$125,460.00
MOVENCORP INC., 200 BROADWAY, FLOOR 3, NEW YORK, NY (https://www.google.com/maps/place/200%20BROADWAY,%20FLOOR%203,NEW%20YORK,NY)	Graph	1	\$60,000.00	\$60,000.00	\$60,000.00	\$60,000.00
Totals	Graph	2	\$92,730.00	\$60,000.00	\$60,000.00	\$125,460.00

Employer Name/Worksite Address	Graph	Count	Mean Wage	Median Wage	Lowest Wage	Highest Wage
DIVERSANT LLC, 222 BROADWAY, NEW YORK, NY (https://www.google.com/maps/place/222%20BROADWAY,NEW%20YORK,NY)	Graph	1	\$108,000.00	\$108,000.00	\$108,000.00	\$108,000.00
BIZCLOUD ANALYTICS, INC., 250 BROADWAY, NEW YORK, NY (https://www.google.com/maps/place/250%20BROADWAY,NEW%20YORK,NY)	Graph	2	\$67,610.50	\$65,000.00	\$65,000.00	\$70,221.00
Totals	Graph	3	\$81,073.67	\$70,221.00	\$65,000.00	\$108,000.00

Latitude: 40.743921 Longitude: -73.992989

Employer Name/Worksite Address	Graph	Count	Mean Wage	Median Wage	Lowest Wage	Highest Wage
ANHEUSER-BUSCH INBEV SERVICES, LLC, 125 W. 24TH ST., NEW YORK, NY (https://www.google.com/maps/place/125%20W.%2024TH%20ST.,NEW%20YORK,NY)	Graph	2	\$145,000.00	\$120,000.00	\$120,000.00	\$170,000.00
ANHEUSER-BUSCH, LLC, 125 W 24TH STREET, NEW YORK, NY (https://www.google.com/maps/place/125%20W.%2024TH%20STREET,NEW%20YORK,NY)	Graph	2	\$123,732.00	\$97,464.00	\$97,464.00	\$150,000.00
ANHEUSER-BUSCH, LLC, 125 W. 24TH STREET, NEW YORK, NY (https://www.google.com/maps/place/125%20W.%2024TH%20STREET,NEW%20YORK,NY)	Graph	5	\$126,189.60	\$120,474.00	\$120,000.00	\$150,000.00
ANHEUSER-BUSCH INBEV SERVICES, LLC, 125 WEST 24TH STREET, NEW YORK, NY (https://www.google.com/maps/place/125%20WEST%2024TH%20STREET,NEW%20YORK,NY)	Graph	8	\$166,495.13	\$120,060.00	\$92,400.00	\$350,000.00
Totals	Graph	17	\$147,080.76	\$120,060.00	\$92,400.00	\$350,000.00

Latitude: 40.743926 Longitude: -73.99343

Employer Name/Employer Address	Graph	Count	Mean Wage	Median Wage	Lowest Wage	Highest Wage
SEBASTIEN GREY CLOTHIERS LLC, 132 1/2 24TH STREET RETAIL STORE, NEW YORK, NY (https://www.google.com/maps/place/132%201%2F2%2024TH%20STREET%20RETAIL%20STORE,NEW%20YORK,NY)	Graph	1	\$47,000.00	\$47,000.00	\$47,000.00	\$47,000.00
Totals	Graph	1	\$47,000.00	\$47,000.00	\$47,000.00	\$47,000.00

Employer Name/Worksite Address	Graph	Count	Mean Wage	Median Wage	Lowest Wage	Highest Wage
SEBASTIEN GREY CLOTHIERS LLC, 132 1/2 24TH STREET RETAIL STORE, NEW YORK, NY (https://www.google.com/maps/place/132%201%2F2%2024TH%20STREET%20RETAIL%20STORE,NEW%20YORK,NY)	Graph	1	\$47,000.00	\$47,000.00	\$47,000.00	\$47,000.00
Totals	Graph	1	\$47,000.00	\$47,000.00	\$47,000.00	\$47,000.00

Latitude: 40.743945 Longitude: -73.993047

Employer Name/Employer Address	Graph	Count	Mean Wage	Median Wage	Lowest Wage	Highest Wage
SEVENROOMS INC., 127 W. 24TH STREET, NEW YORK, NY (https://www.google.com/maps/place/127%20W.%2024TH%20STREET,NEW%20YORK,NY)	Graph	1	\$60,000.00	\$60,000.00	\$60,000.00	\$60,000.00
Totals	Graph	1	\$60,000.00	\$60,000.00	\$60,000.00	\$60,000.00

Employer Name/Worksite Address	Graph	Count	Mean Wage	Median Wage	Lowest Wage	Highest Wage
SEVENROOMS INC., 127 W. 24TH STREET, NEW YORK, NY (https://www.google.com/maps/place/127%20W.%2024TH%20STREET,NEW%20YORK,NY)	Graph	1	\$60,000.00	\$60,000.00	\$60,000.00	\$60,000.00
Totals	Graph	1	\$60,000.00	\$60,000.00	\$60,000.00	\$60,000.00

Latitude: 40.743964 Longitude: -73.989584

Employer Name/Employer Address	Graph	Count	Mean Wage	Median Wage	Lowest Wage	Highest Wage
DAILY BURN, INC., 30 W 26TH STREET, NEW YORK, NY (https://www.google.com/maps/place/30%20W%2026TH%20STREET,NEW%20YORK,NY)	Graph	1	\$158,100.00	\$158,100.00	\$158,100.00	\$158,100.00
SYDELL GROUP LLC, 30 WEST 26TH STREET, NEW YORK, NY (https://www.google.com/maps/place/30%20WEST%2026TH%20STREET,NEW%20YORK,NY)	Graph	1	\$65,000.00	\$65,000.00	\$65,000.00	\$65,000.00
SYDELL GROUP, LLC, 30 W 26TH ST, NEW YORK, NY (https://www.google.com/maps/place/30%20W%2026TH%20ST,NEW%20YORK,NY)	Graph	1	\$43,260.00	\$43,260.00	\$43,260.00	\$43,260.00
DAILY BURN, INC., 30 WEST 26TH STREET, 2ND FLOOR, NEW YORK, NY (https://www.google.com/maps/place/30%20WEST%2026TH%20STREET,%202ND%20FLOOR,NEW%20YORK,NY)	Graph	2	\$85,000.00	\$85,000.00	\$85,000.00	\$85,000.00
Totals	Graph	5	\$87,272.00	\$85,000.00	\$43,260.00	\$158,100.00

Employer Name/Worksite Address	Graph	Count	Mean Wage	Median Wage	Lowest Wage	Highest Wage
DAILY BURN, INC., 30 W 26TH STREET, NEW YORK, NY (https://www.google.com/maps/place/30%20W%2026TH%20STREET,NEW%20YORK,NY)	Graph	1	\$158,100.00	\$158,100.00	\$158,100.00	\$158,100.00
SYDELL GROUP, LLC, 30 W 26TH ST, NEW YORK, NY (https://www.google.com/maps/place/30%20W%2026TH%20ST,NEW%20YORK,NY)	Graph	1	\$43,260.00	\$43,260.00	\$43,260.00	\$43,260.00
SAMSUNG RESEARCH AMERICA, INC., 30 W. 26TH STREET, NEW YORK, NY (https://www.google.com/maps/place/30%20W.%2026TH%20STREET,NEW%20YORK,NY)	Graph	2	\$111,175.00	\$110,000.00	\$110,000.00	\$112,350.00
DAILY BURN, INC., 30 WEST 26TH STREET, NEW YORK, NY (https://www.google.com/maps/place/30%20WEST%2026TH%20STREET,NEW%20YORK,NY)	Graph	3	\$78,333.33	\$85,000.00	\$65,000.00	\$85,000.00
Totals	Graph	7	\$94,101.43	\$85,000.00	\$43,260.00	\$158,100.00

Latitude: 40.743988 Longitude: -73.611177

Employer Name/Worksite Address	Graph	Count	Mean Wage	Median Wage	Lowest Wage
WIPRO LIMITED, ONE, OLD COUNTRY ROAD, SUITE 500, CARLE PLACE, NY (https://www.google.com/maps/place/ONE,%20OLD%20COUNTRY%20ROAD,%20SUITE%20500,CARLE%20PLACE,NY)	Graph	3	\$73,902.00	\$73,902.00	\$73,902.00
Totals	Graph	3	\$73,902.00	\$73,902.00	\$73,902.00

Latitude: 40.744013 Longitude: -73.987867

Employer Name/Employer Address	Graph	Count	Mean Wage	Median Wage	Lowest Wage	Highest Wage
ENVOGUE INTERNATIONAL, LLC, 230 FIFTH AVE #1401, NEW YORK, NY (https://www.google.com/maps/place/230%20FIFTH%20AVE%20#1401,NEW%20YORK,NY)	Graph	1	\$130,000.00	\$130,000.00	\$130,000.00	\$130,000.00
MANHATTAN KIDS LLC, 230 5TH AVENUE, NEW YORK, NY (https://www.google.com/maps/place/230%205TH%20AVENUE,NEW%20YORK,NY)	Graph	1	\$45,000.00	\$45,000.00	\$45,000.00	\$45,000.00
ORIENT HOME COLLECTION INC, 230 5TH AVE, NEW YORK, NY (https://www.google.com/maps/place/230%205TH%20AVE,NEW%20YORK,NY)	Graph	1	\$58,198.40	\$58,198.40	\$58,198.40	\$58,198.40
ORIENT HOME COLLECTION INC, 230 FIFTH AVE, NEW YORK, NY (https://www.google.com/maps/place/230%20FIFTH%20AVE,NEW%20YORK,NY)	Graph	1	\$55,744.00	\$55,744.00	\$55,744.00	\$55,744.00
PEKING LINEN INC., 230 FIFTH AVE. SUITE 512, NEW YORK, NY (https://www.google.com/maps/place/230%20FIFTH%20AVE.%20SUITE%20512,NEW%20YORK,NY)	Graph	1	\$58,200.00	\$58,200.00	\$58,200.00	\$58,200.00
PEKING LINEN INC., 230 FIFTH AVENUE, SUITE 511, NEW YORK, NY (https://www.google.com/maps/place/230%20FIFTH%20AVENUE,%20SUITE%20511,NEW%20YORK,NY)	Graph	1	\$55,744.00	\$55,744.00	\$55,744.00	\$55,744.00
SUNBIRD USA INC, 230 5TH AVE, NY, NY (https://www.google.com/maps/place/230%205TH%20AVE,NY,NY)	Graph	1	\$85,529.60	\$85,529.60	\$85,529.60	\$85,529.60
WESTPORT LINENS, INC, 230 FIFTH AVE, SUITE 1611, NEW YORK, NY (https://www.google.com/maps/place/230%20FIFTH%20AVE,%20SUITE%201611,NEW%20YORK,NY)	Graph	1	\$73,569.60	\$73,569.60	\$73,569.60	\$73,569.60
WESTPORT LINENS, INC., 230 FIFTH AVENUE, NEW YORK, NY (https://www.google.com/maps/place/230%20FIFTH%20AVENUE,NEW%20YORK,NY)	Graph	2	\$66,612.00	\$55,764.80	\$55,764.80	\$77,459.20
CATHAY HOME, INC, 230 FIFTH AVENUE, SUITE 215, NEW YORK, NY (https://www.google.com/maps/place/230%20FIFTH%20AVENUE,%20SUITE%20215,NEW%20YORK,NY)	Graph	6	\$48,508.47	\$49,000.00	\$41,454.00	\$56,000.00
ENVOGUE INTERNATIONAL LLC., 230 FIFTH AVE. SUITE 1401, NEW YORK, NY (https://www.google.com/maps/place/230%20FIFTH%20AVE.%20SUITE%201401,NEW%20YORK,NY)	Graph	8	\$66,917.83	\$65,000.00	\$48,796.80	\$120,000.00
Totals	Graph	24	\$63,400.13	\$55,764.80	\$41,454.00	\$130,000.00

Employer Name/Worksite Address	Graph	Count	Mean Wage	Median Wage	Lowest Wage	Highest Wage
ENVOGUE INTERNATIONAL, LLC, 230 5TH AVE #1401, NEW YORK, NY (https://www.google.com/maps/place/230%205TH%20AVE%20#1401,NEW%20YORK,NY)	Graph	1	\$130,000.00	\$130,000.00	\$130,000.00	\$130,000.00
MANHATTAN KIDS LLC, 230 5TH AVENUE, NEW YORK, NY (https://www.google.com/maps/place/230%205TH%20AVENUE,NEW%20YORK,NY)	Graph	1	\$45,000.00	\$45,000.00	\$45,000.00	\$45,000.00
PEKING LINEN INC., 230 FIFTH AVE. SUITE 512, NEW YORK, NY (https://www.google.com/maps/place/230%20FIFTH%20AVE.%20SUITE%20512,NEW%20YORK,NY)	Graph	1	\$58,200.00	\$58,200.00	\$58,200.00	\$58,200.00
PEKING LINEN INC., 230 FIFTH AVENUE, SUITE 511, NEW YORK, NY (https://www.google.com/maps/place/230%20FIFTH%20AVENUE,%20SUITE%20511,NEW%20YORK,NY)	Graph	1	\$55,744.00	\$55,744.00	\$55,744.00	\$55,744.00
SUNBIRD USA INC, 230 5TH AVE, NY, NY (https://www.google.com/maps/place/230%205TH%20AVE,NY,NY)	Graph	1	\$85,529.60	\$85,529.60	\$85,529.60	\$85,529.60
WESTPORT LINENS, INC, 230 FIFTH AVENUE, SUITE 1611, NEW YORK, NY (https://www.google.com/maps/place/230%20FIFTH%20AVENUE,%20SUITE%201611,NEW%20YORK,NY)	Graph	1	\$73,569.60	\$73,569.60	\$73,569.60	\$73,569.60
ORIENT HOME COLLECTION INC, 230 FIFTH AVE, NEW YORK, NY (https://www.google.com/maps/place/230%20FIFTH%20AVE,NEW%20YORK,NY)	Graph	2	\$56,971.20	\$55,744.00	\$55,744.00	\$58,198.40
WESTPORT LINENS, INC., 230 FIFTH AVENUE, NEW YORK, NY (https://www.google.com/maps/place/230%20FIFTH%20AVENUE,NEW%20YORK,NY)	Graph	2	\$66,612.00	\$55,764.80	\$55,764.80	\$77,459.20
CATHAY HOME, INC, 230 FIFTH AVENUE, SUITE 215, NEW YORK, NY (https://www.google.com/maps/place/230%20FIFTH%20AVENUE,%20SUITE%20215,NEW%20YORK,NY)	Graph	6	\$48,508.47	\$49,000.00	\$41,454.00	\$56,000.00
ENVOGUE INTERNATIONAL LLC., 230 FIFTH AVE. SUITE 1401, NEW YORK, NY (https://www.google.com/maps/place/230%20FIFTH%20AVE.%20SUITE%201401,NEW%20YORK,NY)	Graph	8	\$66,917.83	\$65,000.00	\$48,796.80	\$120,000.00
Totals	Graph	24	\$63,400.13	\$55,764.80	\$41,454.00	\$130,000.00

Latitude: 40.744062 Longitude: -73.985575

Employer Name/Employer Address	Graph	Count	Mean Wage	Median Wage	Lowest Wage	Highest Wage
CHEMISTRY GROUP INC, 79 MADISON AVENUE, NEW YORK, NY (https://www.google.com/maps/place/79%20MADISON%20AVENUE,NEW%20YORK,NY)	Graph	1	\$105,000.00	\$105,000.00	\$105,000.00	\$105,000.00
GROWTHFOUNTAIN CAPITAL, LLC., 79 MADISON AVENUE, NEW YORK, NY (https://www.google.com/maps/place/79%20MADISON%20AVENUE,NEW%20YORK,NY)	Graph	1	\$130,000.00	\$130,000.00	\$130,000.00	\$130,000.00
GROWTHFOUNTAIN, LLC, 79 MADISON AVENUE, NEW YORK, NY (https://www.google.com/maps/place/79%20MADISON%20AVENUE,NEW%20YORK,NY)	Graph	1	\$130,000.00	\$130,000.00	\$130,000.00	\$130,000.00
MAVENCARE (US), INC., 79 MADISON AVE., NEW YORK, NY (https://www.google.com/maps/place/79%20MADISON%20AVE.,NEW%20YORK,NY)	Graph	1	\$153,005.00	\$153,005.00	\$153,005.00	\$153,005.00
SMART INFORMATION SYSTEMS INC, 79 MADISON AVENUE, NEW YORK, NY (https://www.google.com/maps/place/79%20MADISON%20AVENUE,NEW%20YORK,NY)	Graph	1	\$51,600.00	\$51,600.00	\$51,600.00	\$51,600.00
SOKO GLAM INC., 79 MADISON AVENUE, NEW YORK, NY (https://www.google.com/maps/place/79%20MADISON%20AVENUE,NEW%20YORK,NY)	Graph	1	\$75,795.20	\$75,795.20	\$75,795.20	\$75,795.20
SOKO GLAM, 79 MADISON AVENUE, NEW YORK, NY (https://www.google.com/maps/place/79%20MADISON%20AVENUE,NEW%20YORK,NY)	Graph	1	\$75,795.20	\$75,795.20	\$75,795.20	\$75,795.20
SOKO GLAM, INC, 79 MADISON AVENUE, NEW YORK, NY (https://www.google.com/maps/place/79%20MADISON%20AVENUE,NEW%20YORK,NY)	Graph	1	\$109,000.00	\$109,000.00	\$109,000.00	\$109,000.00
SOKO GLAM, INC., 79 MADISON AVE., NEW YORK, NY (https://www.google.com/maps/place/79%20MADISON%20AVE.,NEW%20YORK,NY)	Graph	1	\$128,000.00	\$128,000.00	\$128,000.00	\$128,000.00
TOUCHSTREAM TECHNOLOGIES INC., 79 MADISON AVE, NEW YORK, NY (https://www.google.com/maps/place/79%20MADISON%20AVE,NEW%20YORK,NY)	Graph	1	\$90,813.00	\$90,813.00	\$90,813.00	\$90,813.00
TRIVIATOWN, INC., 79 MADISON AVENUE, NEW YORK, NY (https://www.google.com/maps/place/79%20MADISON%20AVENUE,NEW%20YORK,NY)	Graph	1	\$60,000.00	\$60,000.00	\$60,000.00	\$60,000.00
WECONVENE INCORPORATED, 79 MADISON AVENUE, NEW YORK, NY (https://www.google.com/maps/place/79%20MADISON%20AVENUE,NEW%20YORK,NY)	Graph	1	\$160,000.00	\$160,000.00	\$160,000.00	\$160,000.00
FINNISH AMERICAN CHAMBER OF COMMERCE INC., 79 MADISON AVENUE, NEW YORK, NY (https://www.google.com/maps/place/79%20MADISON%20AVENUE,NEW%20YORK,NY)	Graph	2	\$60,000.00	\$60,000.00	\$60,000.00	\$60,000.00
CULINARY AGENTS, INC., 79 MADISON AVENUE, NEW YORK, NY (https://www.google.com/maps/place/79%20MADISON%20AVENUE,NEW%20YORK,NY)	Graph	3	\$71,814.00	\$70,221.00	\$70,221.00	\$75,000.00
Totals	Graph	17	\$94,379.44	\$75,795.20	\$51,600.00	\$160,000.00

Employer Name/Worksite Address	Graph	Count	Mean Wage	Median Wage	Lowest Wage
CITIZENM ASSET MANAGEMENT USA LLC, CITIZENM ASSET MANAGEMENT USA LLC, NEW YORK, NY (https://www.google.com/maps/place/CITIZENM%20ASSET%20MANAGEMENT%20USA%20LLC,NEW%20YORK,NY)	Graph	1	\$195,000.00	\$195,000.00	\$195,000.00
PUREPROFILE US INC., 4TH FLOOR, 79 MADISON AVENUE, NEW YORK, NY (https://www.google.com/maps/place/4TH%20FLOOR,%2079%20MADISON%20AVENUE,NEW%20YORK,NY)	Graph	1	\$130,000.00	\$130,000.00	\$130,000.00
TOUCHSTREAM TECHNOLOGIES INC., 79 MADISON AVE, 2ND FLOOR, NEW YORK, NY (https://www.google.com/maps/place/79%20MADISON%20AVE,%202ND%20FLOOR,NEW%20YORK,NY)	Graph	1	\$90,813.00	\$90,813.00	\$90,813.00
XERO, INC., 79 MADISON AVE, NEW YORK, NY (https://www.google.com/maps/place/79%20MADISON%20AVE,NEW%20YORK,NY)	Graph	1	\$105,000.00	\$105,000.00	\$105,000.00
SOKO GLAM, INC., 79 MADISON AVE., NEW YORK, NY (https://www.google.com/maps/place/79%20MADISON%20AVE.,NEW%20YORK,NY)	Graph	4	\$123,748.50	\$128,000.00	\$58,989.00
ACCEDO BROADBAND NORTH AMERICA, INC., 79 MADISON AVENUE, NEW YORK, NY (https://www.google.com/maps/place/79%20MADISON%20AVENUE,NEW%20YORK,NY)	Graph	20	\$100,032.12	\$90,640.00	\$51,600.00
Totals	Graph	28	\$107,730.34	\$105,000.00	\$51,600.00

Latitude: 40.744092 Longitude: -73.993736

Employer Name/Worksite Address	Graph	Count	Mean Wage	Median Wage	Lowest Wage	Highest Wage
KROSSOVER INTELLIGENCE INC., 148 WEST 24TH STREET, NEW YORK, NY (https://www.google.com/maps/place/148%20WEST%2024TH%20STREET,NEW%20YORK,NY)	Graph	1	\$99,000.00	\$99,000.00	\$99,000.00	\$99,000.00
Totals	Graph	1	\$99,000.00	\$99,000.00	\$99,000.00	\$99,000.00

Latitude: 40.744103 Longitude: -73.989575

Employer Name/Employer Address	Graph	Count	Mean Wage	Median Wage	Lowest Wage	Highest Wage
SIMPLE CONTACTS INC., 25 W 26TH STREET, NEW YORK, NY (https://www.google.com/maps/place/25%20W%2026TH%20STREET,NEW%20YORK,NY)	Graph	1	\$150,000.00	\$150,000.00	\$150,000.00	\$150,000.00
Totals	Graph	1	\$150,000.00	\$150,000.00	\$150,000.00	\$150,000.00

Employer Name/Worksite Address	Graph	Count	Mean Wage	Median Wage	Lowest Wage	Highest Wage
SIMPLE CONTACTS INC., 25 W 26TH STREET, NEW YORK, NY (https://www.google.com/maps/place/25%20W%2026TH%20STREET,NEW%20YORK,NY)	Graph	1	\$150,000.00	\$150,000.00	\$150,000.00	\$150,000.00
Totals	Graph	1	\$150,000.00	\$150,000.00	\$150,000.00	\$150,000.00

Latitude: 40.744169 Longitude: -73.987589

Employer Name/Worksite Address	Graph	Count	Mean Wage	Median Wage	Lowest Wage	Highest Wage
ENVISOR, INC., 230TH, 5TH AVE, NEW YORK, NY (https://www.google.com/maps/place/230TH,%205TH%20AVE,NEW%20YORK,NY)	Graph	2	\$65,000.00	\$65,000.00	\$65,000.00	\$65,000.00
Totals	Graph	2	\$65,000.00	\$65,000.00	\$65,000.00	\$65,000.00

Latitude: 40.74418 Longitude: -73.991957

Employer Name/Worksite Address	Graph	Count	Mean Wage	Median Wage	Lowest Wage	Highest Wage
EXZAC INC, 745 6TH AVENUE, NEW YORK, NY (https://www.google.com/maps/place/745%206TH%20AVENUE,NEW%20YORK,NY)	Graph	1	\$107,500.00	\$107,500.00	\$107,500.00	\$107,500.00
Totals	Graph	1	\$107,500.00	\$107,500.00	\$107,500.00	\$107,500.00

Latitude: 40.744197 Longitude: -73.987732

Employer Name/Employer Address	Graph	Count	Mean Wage	Median Wage	Lowest Wage	Highest Wage
THE EDITOR GROUP, 234 FIFTH AVENUE, NEW YORK, NY (https://www.google.com/maps/place/234%20FIFTH%20AVENUE,NEW%20YORK,NY)	Graph	1	\$69,564.00	\$69,564.00	\$69,564.00	\$69,564.00
Totals	Graph	1	\$69,564.00	\$69,564.00	\$69,564.00	\$69,564.00

Employer Name/Worksite Address	Graph	Count	Mean Wage	Median Wage	Lowest Wage	Highest Wage
THE EDITOR GROUP, 234 5TH AVENUE, NEW YORK, NY (https://www.google.com/maps/place/234%205TH%20AVENUE,NEW%20YORK,NY)	Graph	2	\$64,782.00	\$60,000.00	\$60,000.00	\$69,564.00
Totals	Graph	2	\$64,782.00	\$60,000.00	\$60,000.00	\$69,564.00

Latitude: 40.744207 Longitude: -73.987725

Employer Name/Employer Address	Graph	Count	Mean Wage	Median Wage	Lowest Wage	Highest Wage
CONSULTING FOR ARCHITECTS, INC., 236 5TH AVE, NEW YORK, NY (https://www.google.com/maps/place/236%205TH%20AVE,NEW%20YORK,NY)	Graph	1	\$65,000.00	\$65,000.00	\$65,000.00	\$65,000.00
Totals	Graph	1	\$65,000.00	\$65,000.00	\$65,000.00	\$65,000.00

Employer Name/Worksite Address	Graph	Count	Mean Wage	Median Wage	Lowest Wage	Highest Wage
--------------------------------	-------	-------	-----------	-------------	-------------	--------------

Employer Name/Worksite Address	Graph	Count	Mean Wage	Median Wage	Lowest Wage	Highest Wage
CONSULTING FOR ARCHITECTS, INC., 236 5TH AVE, NEW YORK, NY (https://www.google.com/maps/place/236%205TH%20AVE,NEW%20YORK,NY)	Graph	1	\$65,000.00	\$65,000.00	\$65,000.00	\$65,000.00
Totals	Graph	1	\$65,000.00	\$65,000.00	\$65,000.00	\$65,000.00

Latitude: 40.744214 Longitude: -73.993685

Employer Name/Worksite Address	Graph	Count	Mean Wage	Median Wage	Lowest Wage	Highest Wage
THE KOREAN AMERICAN ASSOCIATION OF GREATER NEW YORK, INC., 149 WEST 24TH STREET, 6TH FLOOR, NEW YORK, NY (https://www.google.com/maps/place/149%20WEST%2024TH%20STREET,%206TH%20FLOOR,NEW%20YORK,NY)	Graph	1	\$48,796.80	\$48,796.80	\$48,796.80	\$48,796.80
Totals	Graph	1	\$48,796.80	\$48,796.80	\$48,796.80	\$48,796.80

Employer Name/Worksite Address	Graph	Count	Mean Wage	Median Wage	Lowest Wage	Highest Wage
THE KOREAN AMERICAN ASSOCIATION OF GREATER NEW YORK, INC., 149 WEST 24TH STREET, 6TH FLOOR, NEW YORK, NY (https://www.google.com/maps/place/149%20WEST%2024TH%20STREET,%206TH%20FLOOR,NEW%20YORK,NY)	Graph	1	\$48,796.80	\$48,796.80	\$48,796.80	\$48,796.80
Totals	Graph	1	\$48,796.80	\$48,796.80	\$48,796.80	\$48,796.80

Latitude: 40.744215 Longitude: -74.002903

Employer Name/Worksite Address	Graph	Count	Mean Wage	Median Wage	Lowest Wage	Highest Wage
HCL AMERICA, INC., 76, 9TH AVENUE, NEW YORK CITY, NY (https://www.google.com/maps/place/76,%209TH%20AVENUE,NEW%20YORK%20CITY,NY)	Graph	1	\$71,781.00	\$71,781.00	\$71,781.00	\$71,781.00
Totals	Graph	1	\$71,781.00	\$71,781.00	\$71,781.00	\$71,781.00

Latitude: 40.744218 Longitude: -74.005199

Employer Name/Worksite Address	Graph	Count	Mean Wage	Median Wage	Lowest Wage	Highest Wage
JOUFFRE INC., 459 W 18 STREET, NEW YORK, NY (https://www.google.com/maps/place/459%20W%2018%20STREET,NEW%20YORK,NY)	Graph	1	\$58,240.00	\$58,240.00	\$58,240.00	\$58,240.00
Totals	Graph	1	\$58,240.00	\$58,240.00	\$58,240.00	\$58,240.00

Employer Name/Worksite Address	Graph	Count	Mean Wage	Median Wage	Lowest Wage	Highest Wage
JOUFFRE INC., 459 W 18 STREET, NEW YORK, NY (https://www.google.com/maps/place/459%20W%2018%20STREET,NEW%20YORK,NY)	Graph	1	\$58,240.00	\$58,240.00	\$58,240.00	\$58,240.00
Totals	Graph	1	\$58,240.00	\$58,240.00	\$58,240.00	\$58,240.00

Latitude: 40.744226 Longitude: -73.98987

Employer Name/Worksite Address	Graph	Count	Mean Wage	Median Wage	Lowest Wage	Highest Wage
POZENT CORPORATION, 37 WEST 26TH STREET, NEW YORK, NY (https://www.google.com/maps/place/37%20WEST%2026TH%20STREET,NEW%20YORK,NY)	Graph	1	\$65,000.00	\$65,000.00	\$65,000.00	\$65,000.00
Totals	Graph	1	\$65,000.00	\$65,000.00	\$65,000.00	\$65,000.00

Latitude: 40.744289 Longitude: -73.186554

Employer Name/Employer Address	Graph	Count	Mean Wage	Median Wage	Lowest Wage	Highest Wage
DIVERSE TECHNOLOGY SOLUTIONS INC., 2949 SUNRISE HIGHWAY, ISLIP TERRACE, NY (https://www.google.com/maps/place/2949%20SUNRISE%20HIGHWAY,ISLIP%20TERRACE,NY)	Graph	1	\$50,000.00	\$50,000.00	\$50,000.00	\$50,000.00
Totals	Graph	1	\$50,000.00	\$50,000.00	\$50,000.00	\$50,000.00

Employer Name/Worksite Address	Graph	Count	Mean Wage	Median Wage	Lowest Wage	Highest Wage
DIVERSE TECHNOLOGY SOLUTIONS INC., 2949 SUNRISE HIGHWAY, ISLIP TERRACE, NY (https://www.google.com/maps/place/2949%20SUNRISE%20HIGHWAY,ISLIP%20TERRACE,NY)	Graph	1	\$50,000.00	\$50,000.00	\$50,000.00	\$50,000.00
Totals	Graph	1	\$50,000.00	\$50,000.00	\$50,000.00	\$50,000.00

Latitude: 40.744292 Longitude: -73.983455

Employer Name/Employer Address	Graph	Count	Mean Wage	Median Wage	Lowest Wage
ADVERTISING RESEARCH FOUNDATION, INC., 432 PARK AVE. SOUTH, 4TH FLOOR, NEW YORK, NY (https://www.google.com/maps/place/432%20PARK%20AVE.%20SOUTH,%20%204TH%20FLOOR,NEW%20YORK,NY)	Graph	1	\$79,893.00	\$79,893.00	\$79,893.00
FURLA USA INC., 432 PARK AVENUE SOUTH, NEW YORK, NY (https://www.google.com/maps/place/432%20PARK%20AVENUE%20SOUTH,NEW%20YORK,NY)	Graph	1	\$127,400.00	\$127,400.00	\$127,400.00
KMR LLP, 432 PARK AVENUE SOUTH, NEW YORK, NY (https://www.google.com/maps/place/432%20PARK%20AVENUE%20SOUTH,NEW%20YORK,NY)	Graph	1	\$72,000.00	\$72,000.00	\$72,000.00
STEIN IAS INTERNATIONAL LLC, 432 PARK AVENUE SOUTH, NEW YORK, NY (https://www.google.com/maps/place/432%20PARK%20AVENUE%20SOUTH,NEW%20YORK,NY)	Graph	1	\$75,795.00	\$75,795.00	\$75,795.00
Totals	Graph	4	\$88,772.00	\$75,795.00	\$72,000.00

Employer Name/Worksite Address	Graph	Count	Mean Wage	Median Wage	Lowest Wage	Highest Wage
ADVERTISING RESEARCH FOUNDATION, INC., 432 PARK AVE. SOUTH, 4TH FLOOR, NEW YORK, NY (https://www.google.com/maps/place/432%20PARK%20AVE.%20SOUTH,%204TH%20FLOOR,NEW%20YORK,NY)	Graph	1	\$79,893.00	\$79,893.00	\$79,893.00	\$79,893.00
FURLA USA INC., 432 PARK AVENUE SOUTH, NEW YORK, NY (https://www.google.com/maps/place/432%20PARK%20AVENUE%20SOUTH,NEW%20YORK,NY)	Graph	3	\$91,731.67	\$75,795.00	\$72,000.00	\$127,400.00
Totals	Graph	4	\$88,772.00	\$75,795.00	\$72,000.00	\$127,400.00

Latitude: 40.744333 Longitude: -73.628684

Employer Name/Employer Address	Graph	Count	Mean Wage	Median Wage	Lowest Wage	Highest Wage
UTB UNITED TECHNOLOGY INC, 146 EAST 2ND STREET, MINEOLA, NY (https://www.google.com/maps/place/146%20EAST%202ND%20STREET,MINEOLA,NY)	Graph	1	\$64,604.80	\$64,604.80	\$64,604.80	\$64,604.80
Totals	Graph	1	\$64,604.80	\$64,604.80	\$64,604.80	\$64,604.80

Employer Name/Worksite Address	Graph	Count	Mean Wage	Median Wage	Lowest Wage	Highest Wage
UTB UNITED TECHNOLOGY INC, 146 EAST 2ND STREET, MINEOLA, NY (https://www.google.com/maps/place/146%20EAST%202ND%20STREET,MINEOLA,NY)	Graph	1	\$64,604.80	\$64,604.80	\$64,604.80	\$64,604.80
Totals	Graph	1	\$64,604.80	\$64,604.80	\$64,604.80	\$64,604.80

Latitude: 40.744396 Longitude: -73.982612

Employer Name/Employer Address	Graph	Count	Mean Wage	Median Wage	Lowest Wage	Highest Wage
MARVIN CONSULTING GROUP INC, 111 EAST 30TH STREET, NEW YORK, NY (https://www.google.com/maps/place/111%20EAST%2030TH%20STREET,NEW%20YORK,NY)	Graph	1	\$83,200.00	\$83,200.00	\$83,200.00	\$83,200.00
Totals	Graph	1	\$83,200.00	\$83,200.00	\$83,200.00	\$83,200.00

Employer Name/Worksite Address	Graph	Count	Mean Wage	Median Wage	Lowest Wage	Highest Wage
MARVIN CONSULTING GROUP INC, 111 EAST 30TH STREET, NEW YORK, NY (https://www.google.com/maps/place/111%20EAST%2030TH%20STREET,NEW%20YORK,NY)	Graph	1	\$83,200.00	\$83,200.00	\$83,200.00	\$83,200.00
Totals	Graph	1	\$83,200.00	\$83,200.00	\$83,200.00	\$83,200.00

Latitude: 40.744426 Longitude: -73.992271

Employer Name/Worksite Address	Graph	Count	Mean Wage	Median Wage	Lowest Wage	Highest Wage
CAPSULE CORPORATION, 113 WEST 25TH STREET, NEW YORK, NY (https://www.google.com/maps/place/113%20WEST%2025TH%20STREET,NEW%20YORK,NY)	Graph	1	\$115,000.00	\$115,000.00	\$115,000.00	\$115,000.00
Totals	Graph	1	\$115,000.00	\$115,000.00	\$115,000.00	\$115,000.00

Employer Name/Worksite Address	Graph	Count	Mean Wage	Median Wage	Lowest Wage	Highest Wage
CAPSULE CORPORATION, 113 WEST 25TH STREET, NEW YORK, NY (https://www.google.com/maps/place/113%20WEST%2025TH%20STREET,NEW%20YORK,NY)	Graph	1	\$115,000.00	\$115,000.00	\$115,000.00	\$115,000.00
Totals	Graph	1	\$115,000.00	\$115,000.00	\$115,000.00	\$115,000.00

Latitude: 40.744452 Longitude: -73.886036

Employer Name/Worksite Address	Graph	Count	Mean Wage	Median Wage	Lowest Wage	Highest Wage
ICAHN SCHOOL OF MEDICINE AT MOUNT SINAI, 79-01 BROADWAY, ELMHURST, NY (https://www.google.com/maps/place/79-01%20BROADWAY,ELMHURST,NY)	Graph	17	\$77,435.86	\$70,515.61	\$58,860.00	\$180,000.00
Totals	Graph	17	\$77,435.86	\$70,515.61	\$58,860.00	\$180,000.00

Latitude: 40.744453 Longitude: -73.984999

Employer Name/Worksite Address	Graph	Count	Mean Wage	Median Wage	Lowest Wage	Highest Wage
SLATE PROPERTY GROUP LLC, 38 EAST 29TH STREET, NEW YORK, NY (https://www.google.com/maps/place/38%20EAST%2029TH%20STREET,NEW%20YORK,NY)	Graph	1	\$90,000.00	\$90,000.00	\$90,000.00	\$90,000.00
Totals	Graph	1	\$90,000.00	\$90,000.00	\$90,000.00	\$90,000.00

Employer Name/Worksite Address	Graph	Count	Mean Wage	Median Wage	Lowest Wage	Highest Wage
SLATE PROPERTY GROUP LLC, 38 EAST 29TH STREET, NEW YORK, NY (https://www.google.com/maps/place/38%20EAST%2029TH%20STREET,NEW%20YORK,NY)	Graph	1	\$90,000.00	\$90,000.00	\$90,000.00	\$90,000.00
Totals	Graph	1	\$90,000.00	\$90,000.00	\$90,000.00	\$90,000.00

Latitude: 40.744476 Longitude: -73.886425

Employer Name/Worksite Address	Graph	Count	Mean Wage	Median Wage	Lowest Wage	Highest Wage
ICAHN SCHOOL OF MEDICINE AT MOUNT SINAI, 7901 BROADWAY, QUEENS, NY (https://www.google.com/maps/place/7901%20BROADWAY,QUEENS,NY)	Graph	1	\$232,300.00	\$232,300.00	\$232,300.00	\$232,300.00
Totals	Graph	1	\$232,300.00	\$232,300.00	\$232,300.00	\$232,300.00

Latitude: 40.744489 Longitude: -73.987357

Employer Name/Worksite Address	Graph	Count	Mean Wage	Median Wage	Lowest Wage	Highest Wage

Employer Name/Employer Address	Graph	Count	Mean Wage	Median Wage	Lowest Wage	Highest Wage
AND NEW YORK PRODUCTION HOLDINGS LLC, 245 FIFTH AVENUE, NEW YORK, NY (https://www.google.com/maps/place/245%20FIFTH%20AVENUE,NEW%20YORK,NY)	Graph	1	\$93,000.00	\$93,000.00	\$93,000.00	\$93,000.00
ENIGMA TECHNOLOGIES, INC., 245 5TH AVENUE, 17TH FLOOR, NEW YORK, NY (https://www.google.com/maps/place/245%205TH%20AVENUE,%2017TH%20FLOOR,NEW%20YORK,NY)	Graph	1	\$130,000.00	\$130,000.00	\$130,000.00	\$130,000.00
INTEGRATIVE NUTRITION INC., 245 FIFTH AVENUE, NEW YORK, NY (https://www.google.com/maps/place/245%20FIFTH%20AVENUE,NEW%20YORK,NY)	Graph	1	\$110,000.00	\$110,000.00	\$110,000.00	\$110,000.00
KINNEK, INC., 245 FIFTH AVENUE, NEW YORK, NY (https://www.google.com/maps/place/245%20FIFTH%20AVENUE,NEW%20YORK,NY)	Graph	1	\$150,000.00	\$150,000.00	\$150,000.00	\$150,000.00
WEAR MUSIC INC., 245 FIFTH AVENUE, NEW YORK CITY, NY (https://www.google.com/maps/place/245%20FIFTH%20AVENUE,NEW%20YORK%20CITY,NY)	Graph	1	\$90,800.00	\$90,800.00	\$90,800.00	\$90,800.00
ENIGMA TECHNOLOGIES INC., 245 5TH AVENUE, NEW YORK, NY (https://www.google.com/maps/place/245%205TH%20AVENUE,NEW%20YORK,NY)	Graph	2	\$100,000.00	\$80,000.00	\$80,000.00	\$120,000.00
Totals	Graph	7	\$110,542.86	\$110,000.00	\$80,000.00	\$150,000.00

Employer Name/Worksite Address	Graph	Count	Mean Wage	Median Wage	Lowest Wage	Highest Wage
ENIGMA TECHNOLOGIES, INC., 245 5TH AVENUE, 17TH FLOOR, NEW YORK, NY (https://www.google.com/maps/place/245%205TH%20AVENUE,%2017TH%20FLOOR,NEW%20YORK,NY)	Graph	1	\$130,000.00	\$130,000.00	\$130,000.00	\$130,000.00
WEAR MUSIC INC., 245 FIFTH AVENUE, NEW YORK CITY, NY (https://www.google.com/maps/place/245%20FIFTH%20AVENUE,NEW%20YORK%20CITY,NY)	Graph	1	\$90,800.00	\$90,800.00	\$90,800.00	\$90,800.00
TNP SYSTEMS LLC, 245 FIFTH AVENUE, NEW YORK, NY (https://www.google.com/maps/place/245%20FIFTH%20AVENUE,NEW%20YORK,NY)	Graph	3	\$104,410.00	\$93,000.00	\$70,230.00	\$150,000.00
NEW YORK LIFE INSURANCE COMPANY, 245 5TH AVENUE, NEW YORK, NY (https://www.google.com/maps/place/245%205TH%20AVENUE,NEW%20YORK,NY)	Graph	4	\$96,290.00	\$95,000.00	\$95,000.00	\$100,000.00
Totals	Graph	9	\$102,132.22	\$95,000.00	\$70,230.00	\$150,000.00

Latitude: 40.744492 Longitude: -73.992765

Employer Name/Employer Address	Graph	Count	Mean Wage	Median Wage	Lowest Wage	Highest Wage
BINDO LABS INC., 130 W 25TH STREET, NEW YORK, NY (https://www.google.com/maps/place/130%20W%2025TH%20STREET,NEW%20YORK,NY)	Graph	1	\$60,000.00	\$60,000.00	\$60,000.00	\$60,000.00
THINK CONSTRUCTION LLC, 130 W 25TH, NEW YORK, NY (https://www.google.com/maps/place/130%20W%2025TH,NEW%20YORK,NY)	Graph	1	\$57,200.00	\$57,200.00	\$57,200.00	\$57,200.00
THINK CONSTRUCTION LLC, 130 WEST 25TH STREET, SUITE 4D, NEW YORK, NY (https://www.google.com/maps/place/130%20WEST%2025TH%20STREET,%20SUITE%204D,NEW%20YORK,NY)	Graph	1	\$60,000.00	\$60,000.00	\$60,000.00	\$60,000.00
Totals	Graph	3	\$59,066.67	\$60,000.00	\$57,200.00	\$60,000.00

Employer Name/Worksite Address	Graph	Count	Mean Wage	Median Wage	Lowest Wage	Highest Wage
BINDO LABS INC., 130 W 25TH STREET, NEW YORK, NY (https://www.google.com/maps/place/130%20W%2025TH%20STREET,NEW%20YORK,NY)	Graph	1	\$60,000.00	\$60,000.00	\$60,000.00	\$60,000.00
THINK CONSTRUCTION LLC, 130 W 25TH, NEW YORK, NY (https://www.google.com/maps/place/130%20W%2025TH,NEW%20YORK,NY)	Graph	1	\$57,200.00	\$57,200.00	\$57,200.00	\$57,200.00
THINK CONSTRUCTION LLC, 130 WEST 25TH STREET, SUITE 4D, NEW YORK, NY (https://www.google.com/maps/place/130%20WEST%2025TH%20STREET,%20SUITE%204D,NEW%20YORK,NY)	Graph	1	\$60,000.00	\$60,000.00	\$60,000.00	\$60,000.00
Totals	Graph	3	\$59,066.67	\$60,000.00	\$57,200.00	\$60,000.00

Latitude: 40.744496 Longitude: -73.944861

Employer Name/Worksite Address	Graph	Count	Mean Wage	Median Wage	Lowest Wage	Highest Wage
HENICK-LANE, INC., 4539 DAVIS STREET, LONG ISLAND CITY, NY (https://www.google.com/maps/place/4539%20DAVIS%20STREET,LONG%20ISLAND%20CITY,NY)	Graph	1	\$75,000.00	\$75,000.00	\$75,000.00	\$75,000.00

Employer Name/Worksite Address	Graph	Count	Mean Wage	Median Wage	Lowest Wage	Highest Wage
Totals	Graph	1	\$75,000.00	\$75,000.00	\$75,000.00	\$75,000.00

Latitude: 40.744508 Longitude: -73.983298

Employer Name/Worksite Address	Graph	Count	Mean Wage	Median Wage	Lowest Wage	Highest Wage
AKRF INC., 440 PARK AVENUE SOUTH, NEW YORK, NY (https://www.google.com/maps/place/440%20PARK%20AVENUE%20SOUTH,NEW%20YORK,NY)	Graph	1	\$58,000.00	\$58,000.00	\$58,000.00	\$58,000.00
EVANS HEINTGES ARCHITECTS, PLLC, 440 PARK AVENUE SOUTH, NEW YORK, NY (https://www.google.com/maps/place/440%20PARK%20AVENUE%20SOUTH,NEW%20YORK,NY)	Graph	1	\$62,800.00	\$62,800.00	\$62,800.00	\$62,800.00
RELAY DELIVERY, INC, 440 PARK AVE SOUTH, NEW YORK, NY (https://www.google.com/maps/place/440%20PARK%20AVE%20SOUTH,NEW%20YORK,NY)	Graph	1	\$95,000.00	\$95,000.00	\$95,000.00	\$95,000.00
Totals	Graph	3	\$71,933.33	\$62,800.00	\$58,000.00	\$95,000.00

Employer Name/Worksite Address	Graph	Count	Mean Wage	Median Wage	Lowest Wage	Highest Wage
AKRF INC., 440 PARK AVENUE SOUTH, NEW YORK, NY (https://www.google.com/maps/place/440%20PARK%20AVENUE%20SOUTH,NEW%20YORK,NY)	Graph	3	\$58,866.67	\$58,000.00	\$55,800.00	\$62,800.00
Totals	Graph	3	\$58,866.67	\$58,000.00	\$55,800.00	\$62,800.00

Latitude: 40.74454 Longitude: -73.99254

Employer Name/Worksite Address	Graph	Count	Mean Wage	Median Wage	Lowest Wage	Highest Wage
PELOTON INTERACTIVE, INC., 125 W. 25TH STREET, NEW YORK, NY (https://www.google.com/maps/place/125%20W.%2025TH%20STREET,NEW%20YORK,NY)	Graph	9	\$135,000.00	\$140,000.00	\$85,000.00	\$180,000.00
Totals	Graph	9	\$135,000.00	\$140,000.00	\$85,000.00	\$180,000.00

Employer Name/Worksite Address	Graph	Count	Mean Wage	Median Wage	Lowest Wage	Highest Wage
INFOSTRETCH CORPORATION, 125 W 25TH ST, NEW YORK,, NY (https://www.google.com/maps/place/125%20W%2025TH%20ST,NEW%20YORK,,NY)	Graph	1	\$90,000.00	\$90,000.00	\$90,000.00	\$90,000.00
INFOSTRETCH CORPORATION, 125 WEST 25TH STREET, NEW YORK, NY (https://www.google.com/maps/place/125%20WEST%2025TH%20STREET,NEW%20YORK,NY)	Graph	1	\$97,000.00	\$97,000.00	\$97,000.00	\$97,000.00
PELOTON INTERACTIVE, INC., 125 W. 25TH STREET, NEW YORK, NY (https://www.google.com/maps/place/125%20W.%2025TH%20STREET,NEW%20YORK,NY)	Graph	11	\$141,818.18	\$145,000.00	\$85,000.00	\$190,000.00
Totals	Graph	13	\$134,384.62	\$140,000.00	\$85,000.00	\$190,000.00






Latitude: 40.744561 Longitude: -73.893743

Employer Name/Worksite Address	Graph	Count	Mean Wage	Median Wage	Lowest Wage	Highest Wage
ACCENTURE LLP, 4025 72ND STREET, WOODSIDE, NY (https://www.google.com/maps/place/4025%2072ND%20STREET,WOODSIDE,NY)	Graph	1	\$105,000.00	\$105,000.00	\$105,000.00	\$105,000.00
Totals	Graph	1	\$105,000.00	\$105,000.00	\$105,000.00	\$105,000.00

Latitude: 40.744589 Longitude: -73.992997

Employer Name/Worksite Address	Graph	Count	Mean Wage	Median Wage	Lowest Wage	Highest Wage
DIVERTRADING INC, 138 WEST 25TH STREET, NEW YORK, NY (https://www.google.com/maps/place/138%20WEST%2025TH%20STREET,NEW%20YORK,NY)	Graph	1	\$57,345.60	\$57,345.60	\$57,345.60	\$57,345.60







Employer Name/Employer Address	Graph	Count	Mean Wage	Median Wage	Lowest Wage
LIDA NY, LLP, 138 WEST 25TH STREET, NEW YORK, NY (https://www.google.com/maps/place/138%20WEST%2025TH%20STREET,NEW%20YORK,NY)		2	\$49,250.00	\$45,000.00	\$45,00
VIGO INDUSTRIES, LLC, 138 W.25TH ST., NEW YORK, NY (https://www.google.com/maps/place/138%20W.25TH%20ST.,NEW%20YORK,NY)		2	\$53,164.80	\$53,164.80	\$53,16
DIVERTRADING INC, 138 WEST 25TH STREET,&NBSP; 10TH FLOOR, NEW YORK, NY (https://www.google.com/maps/place/138%20WEST%2025TH%20STREET,%26NBSP;%2010TH%20FLOOR,NEW%20YORK,NY)		3	\$50,232.00	\$46,675.20	\$46,67
Totals		8	\$51,608.90	\$53,164.80	\$45,00



Employer Name/Worksite Address	Graph	Count	Mean Wage	Median Wage	Lowest Wage	Highest Wage
MARLABS, INC., 138 W 25TH STREET, NEW YORK CITY, NY (https://www.google.com/maps/place/138%20W%2025TH%20STREET,NEW%20YORK%20CITY,NY)		1	\$75,800.00	\$75,800.00	\$75,800.00	\$75,800.00
SVK SYSTEMS INC, 138 W 25TH ST, NEW YORK, NY (https://www.google.com/maps/place/138%20W%2025TH%20ST,NEW%20YORK,NY)		1	\$60,000.00	\$60,000.00	\$60,000.00	\$60,000.00
LIDA NY, LLP, 138 WEST 25TH STREET, NEW YORK, NY (https://www.google.com/maps/place/138%20WEST%2025TH%20STREET,NEW%20YORK,NY)		2	\$49,250.00	\$45,000.00	\$45,000.00	\$53,500.00
VIGO INDUSTRIES, LLC, 138 W. 25TH ST, NEW YORK, NY (https://www.google.com/maps/place/138%20W.%2025TH%20ST,NEW%20YORK,NY)		2	\$53,164.80	\$53,164.80	\$53,164.80	\$53,164.80
Totals		6	\$56,771.60	\$53,164.80	\$45,000.00	\$75,800.00

Latitude: 40.744604 Longitude: -73.996675

Employer Name/Worksite Address	Graph	Count	Mean Wage	Median Wage	Lowest Wage	Highest Wage
CLINTON HEALTH ACCESS INITIATIVE, INC., 255 W 23RD STREET, APT 4HW, NEW YORK, NY (https://www.google.com/maps/place/255%20W%2023RD%20STREET,%20APT%204HW,NEW%20YORK,NY)		2	\$70,650.00	\$66,300.00	\$66,300.00	\$75,000.00
Totals		2	\$70,650.00	\$66,300.00	\$66,300.00	\$75,000.00




Latitude: 40.744605 Longitude: -73.98921



Employer Name/Employer Address	Graph	Count	Mean Wage	Median Wage	Lowest Wage
ALLEN & KILLCOYNE ARCHITECTS LLP, 12 WEST 27TH STREET, 17TH FLOOR, NEW YORK, NY (https://www.google.com/maps/place/12%20WEST%2027TH%20STREET,%2017TH%20FLOOR,NEW%20YORK,NY)		1	\$52,000.00	\$52,000.00	\$52,000.00
ALLIED WORKS ARCHITECTURE, INC., 12 WEST 27TH STREET, 18TH FLOOR, NEW YORK, NY (https://www.google.com/maps/place/12%20WEST%2027TH%20STREET,%2018TH%20FLOOR,NEW%20YORK,NY)		1	\$38,896.00	\$38,896.00	\$38,896.00
FAIRCOM NEW YORK, INC., 12 WEST 27TH STREET, 13TH FLOOR, NEW YORK, NY (https://www.google.com/maps/place/12%20WEST%2027TH%20STREET,%2013TH%20FLOOR,NEW%20YORK,NY)		1	\$75,000.00	\$75,000.00	\$75,000.00
KEVYN AUCOIN BEAUTY, INC., 12 W 27TH STREET, NEW YORK, NY (https://www.google.com/maps/place/12%20W%2027TH%20STREET,NEW%20YORK,NY)		1	\$51,000.00	\$51,000.00	\$51,000.00
SEQUEL STUDIO LLC, 12 WEST 27TH STREET, NEW YORK, NY (https://www.google.com/maps/place/12%20WEST%2027TH%20STREET,NEW%20YORK,NY)		1	\$126,000.00	\$126,000.00	\$126,000.00
Totals		5	\$68,579.20	\$52,000.00	\$38,896.00

Employer Name/Worksite Address	Graph	Count	Mean Wage	Median Wage	Lowest Wage
ALLEN & KILLCOYNE ARCHITECTS LLP, 12 WEST 27TH ST, NEW YORK, NY (https://www.google.com/maps/place/12%20WEST%2027TH%20ST,NEW%20YORK,NY)		1	\$52,000.00	\$52,000.00	\$52,000.00
ALLIED WORKS ARCHITECTURE, INC., 12 WEST 27TH STREET, 18TH FLOOR, NEW YORK, NY (https://www.google.com/maps/place/12%20WEST%2027TH%20STREET,%2018TH%20FLOOR,NEW%20YORK,NY)		1	\$38,896.00	\$38,896.00	\$38,896.00
FAIRCOM NEW YORK, INC., 12 WEST 27TH STREET, 13TH FLOOR, NEW YORK, NY (https://www.google.com/maps/place/12%20WEST%2027TH%20STREET,%2013TH%20FLOOR,NEW%20YORK,NY)		1	\$75,000.00	\$75,000.00	\$75,000.00
KEVYN AUCOIN BEAUTY, INC., 12 W 27TH STREET, NEW YORK, NY (https://www.google.com/maps/place/12%20W%2027TH%20STREET,NEW%20YORK,NY)		1	\$51,000.00	\$51,000.00	\$51,000.00













Employer Name/Worksite Address	Graph	Count	Mean Wage	Median Wage	Lowest Wage	
SEQUEL STUDIO LLC, 12 WEST 27TH STREET, NEW YORK, NY (https://www.google.com/maps/place/12%20WEST%2027TH%20STREET,NEW%20YORK,NY)		1	\$126,000.00	\$126,000.00	\$126,000.00	\$
Totals		5	\$68,579.20	\$52,000.00	\$38,896.00	\$

Latitude: 40.744616 Longitude: -73.983056

Employer Name/Employer Address	Graph	Count	Mean Wage	Median Wage	Lowest Wage	Highest Wage
ARAMARA BEAUTY LLC, 443 PARK AVENUE SOUTH, NEW YORK, NY (https://www.google.com/maps/place/443%20PARK%20AVENUE%20SOUTH,NEW%20YORK,NY)		1	\$41,600.00	\$41,600.00	\$41,600.00	\$41,600.00
GERNER KRONICK & VALCARCEL, ARCHITECTS D.P.C., 443 PARK AVENUE SOUTH, NEW YORK, NY (https://www.google.com/maps/place/443%20PARK%20AVENUE%20SOUTH,NEW%20YORK,NY)		1	\$57,096.00	\$57,096.00	\$57,096.00	\$57,096.00
Totals		2	\$49,348.00	\$41,600.00	\$41,600.00	\$57,096.00

Employer Name/Worksite Address	Graph	Count	Mean Wage	Median Wage	Lowest Wage	Highest Wage
GERNER KRONICK & VALCARCEL, ARCHITECTS D.P.C., 443 PARK AVENUE SOUTH, NEW YORK, NY (https://www.google.com/maps/place/443%20PARK%20AVENUE%20SOUTH,NEW%20YORK,NY)		1	\$57,096.00	\$57,096.00	\$57,096.00	\$57,096.00
Totals		1	\$57,096.00	\$57,096.00	\$57,096.00	\$57,096.00

Latitude: 40.744618 Longitude: -73.987426

Employer Name/Employer Address	Graph	Count	Mean Wage	Median Wage	Lowest Wage	Highest Wage
EMERGING RISK ANALYTICS INC, 244 5TH AVENUE, 2ND FLOOR, NEW YORK, NY (https://www.google.com/maps/place/244%205TH%20AVENUE,%202ND%20FLOOR,NEW%20YORK,NY)		1	\$74,672.00	\$74,672.00	\$74,672.00	\$74,672.00
LIFARS, LLC., 244 5TH AVE, NEW YORK, NY (https://www.google.com/maps/place/244%205TH%20AVE,NEW%20YORK,NY)		1	\$55,764.80	\$55,764.80	\$55,764.80	\$55,764.80
MANOBLUE DESIGN LLC, 244 5TH AVENUE, NEW YORK, NY (https://www.google.com/maps/place/244%205TH%20AVENUE,NEW%20YORK,NY)		1	\$46,675.20	\$46,675.20	\$46,675.20	\$46,675.20
NORTH KOREA STRATEGY CENTER U.S., INC., 244 FIFTH AVENUE, NEW YORK, NY (https://www.google.com/maps/place/244%20FIFTH%20AVENUE,NEW%20YORK,NY)		1	\$38,000.00	\$38,000.00	\$38,000.00	\$38,000.00
PROJETEUR INC, 244 FIFTH AVENUE SUITE J235, NEW YORK, NY (https://www.google.com/maps/place/244%20FIFTH%20AVENUE%20SUITE%20J235,NEW%20YORK,NY)		1	\$66,060.80	\$66,060.80	\$66,060.80	\$66,060.80
SKELETON INC, 244 FIFTH AVENUE, NEW YORK, NY (https://www.google.com/maps/place/244%20FIFTH%20AVENUE,NEW%20YORK,NY)		1	\$104,000.00	\$104,000.00	\$104,000.00	\$104,000.00
SLA INTERNATIONAL INC., 244 FIFTH AVENUE, NEW YORK, NY (https://www.google.com/maps/place/244%20FIFTH%20AVENUE,NEW%20YORK,NY)		1	\$52,000.00	\$52,000.00	\$52,000.00	\$52,000.00
SUNRUN NY DEVELOPMENT INC, 244 5TH AVENUE #2, NEW YORK, NY (https://www.google.com/maps/place/244%205TH%20AVENUE%20#2,NEW%20YORK,NY)		1	\$46,675.20	\$46,675.20	\$46,675.20	\$46,675.20
UNIVERSAL E-BUSINESS SOLUTIONS, LLC, 244 5TH AVENUE, NEW YORK, NY (https://www.google.com/maps/place/244%205TH%20AVENUE,NEW%20YORK,NY)		1	\$200,000.00	\$200,000.00	\$200,000.00	\$200,000.00
SCOPUS IT, INC., 244 5TH AVENUE, NEW YORK, NY (https://www.google.com/maps/place/244%205TH%20AVENUE,NEW%20YORK,NY)		2	\$101,000.00	\$82,000.00	\$82,000.00	\$120,000.00
SERRAVIEW AMERICA, INC., 244 5TH AVENUE, SUITE V-257, NEW YORK, NY (https://www.google.com/maps/place/244%205TH%20AVENUE,%20SUITE%20V-257,NEW%20YORK,NY)		2	\$122,500.00	\$120,000.00	\$120,000.00	\$125,000.00
Totals		13	\$86,988.31	\$74,672.00	\$38,000.00	\$200,000.00

Employer Name/Worksite Address	Graph	Count	Mean Wage	Median Wage	Lowest Wage	Highest Wage
EMERGING RISK ANALYTICS INC, 244 5TH AVENUE, 2ND FLOOR, NEW YORK, NY (https://www.google.com/maps/place/244%205TH%20AVENUE,%202ND%20FLOOR,NEW%20YORK,NY)		1	\$74,672.00	\$74,672.00	\$74,672.00	\$74,672.00

Employer Name/Worksite Address	Graph	Count	Mean Wage	Median Wage	Lowest Wage	Highest Wage
PROJECTEUR INC, 244 FIFTH AVENUE SUITE J235, NEW YORK, NY (https://www.google.com/maps/place/244%20FIFTH%20AVENUE%20SUITE%20J235,NEW%20YORK,NY)	Graph	1	\$66,060.80	\$66,060.80	\$66,060.80	\$66,060.80
SUNRUN NY DEVELOPMENT INC, 244 5TH AVENUE #2, NEW YORK, NY (https://www.google.com/maps/place/244%205TH%20AVENUE%20#2,NEW%20YORK,NY)	Graph	1	\$46,675.20	\$46,675.20	\$46,675.20	\$46,675.20
UNIVERSAL E-BUSINESS SOLUTIONS, LLC, 244 5TH AVE, NEW YORK, NY (https://www.google.com/maps/place/244%205TH%20AVE,NEW%20YORK,NY)	Graph	2	\$127,882.40	\$55,764.80	\$55,764.80	\$200,000.00
NORTH KOREA STRATEGY CENTER U.S., INC., 244 FIFTH AVENUE, NEW YORK, NY (https://www.google.com/maps/place/244%20FIFTH%20AVENUE,NEW%20YORK,NY)	Graph	3	\$64,666.67	\$52,000.00	\$38,000.00	\$104,000.00
Totals	Graph	8	\$79,646.60	\$55,764.80	\$38,000.00	\$200,000.00

Latitude: 40.74462 Longitude: -73.989245

Employer Name/Employer Address	Graph	Count	Mean Wage	Median Wage	Lowest Wage	Hig W
D&D ELECTRICAL CONSTRUCTION COMPANY, INC., 18 WEST 27TH STREET, 12TH FLOOR, NEW YORK, NY (https://www.google.com/maps/place/18%20WEST%2027TH%20STREET,%2012TH%20FLOOR,NEW%20YORK,NY)	Graph	1	\$76,000.00	\$76,000.00	\$76,000.00	\$76,000.00
Totals	Graph	1	\$76,000.00	\$76,000.00	\$76,000.00	\$76,000.00

Employer Name/Worksite Address	Graph	Count	Mean Wage	Median Wage	Lowest Wage	
D&D ELECTRICAL CONSTRUCTION COMPANY, INC., 18 WEST 27TH STREET, 12TH FLOOR, NEW YORK, NY (https://www.google.com/maps/place/18%20WEST%2027TH%20STREET,%2012TH%20FLOOR,NEW%20YORK,NY)	Graph	1	\$76,000.00	\$76,000.00	\$76,000.00	\$
FOUNDATION FOR NATIONAL PROGRESS, 18 WEST 27TH STREET, NEW YORK, NY (https://www.google.com/maps/place/18%20WEST%2027TH%20STREET,NEW%20YORK,NY)	Graph	1	\$110,000.00	\$110,000.00	\$110,000.00	\$
Totals	Graph	2	\$93,000.00	\$76,000.00	\$76,000.00	\$

Latitude: 40.744628 Longitude: -73.987419

Employer Name/Worksite Address	Graph	Count	Mean Wage	Median Wage	Lowest Wage	Highest Wage
ENSA.COM INC, 246 5TH AVENUE, NEW YORK, NY (https://www.google.com/maps/place/246%205TH%20AVENUE,NEW%20YORK,NY)	Graph	1	\$77,480.00	\$77,480.00	\$77,480.00	\$77,480.00
Totals	Graph	1	\$77,480.00	\$77,480.00	\$77,480.00	\$77,480.00

Latitude: 40.744647 Longitude: -73.920203

Employer Name/Worksite Address	Graph	Count	Mean Wage	Median Wage	Lowest Wage	Highest Wage
TVI DESIGNS LLC, 43-20 48TH STREET, SUNNYSIDE, NY (https://www.google.com/maps/place/43-20%2048TH%20STREET,SUNNYSIDE,NY)	Graph	1	\$53,164.80	\$53,164.80	\$53,164.80	\$53,164.80
Totals	Graph	1	\$53,164.80	\$53,164.80	\$53,164.80	\$53,164.80

Latitude: 40.744657 Longitude: -73.989332

Employer Name/Employer Address	Graph	Count	Mean Wage	Median Wage	Lowest Wage	High Wa
HARM REDUCTION COALITION, INC., 22 WEST 27TH STREET, 5TH FLOOR, NEW YORK, NY (https://www.google.com/maps/place/22%20WEST%2027TH%20STREET,%205TH%20FLOOR,NEW%20YORK,NY)	Graph	1	\$65,000.00	\$65,000.00	\$65,000.00	\$65,000.00
Totals	Graph	1	\$65,000.00	\$65,000.00	\$65,000.00	\$65,000.00

Employer Name/Worksite Address	Graph	Count	Mean Wage	Median Wage	Lowest Wage	High Wa
--------------------------------	-------	-------	-----------	-------------	-------------	---------

Employer Name/Worksite Address	Graph	Count	Mean Wage	Median Wage	Lowest Wage	Highest Wage
HARM REDUCTION COALITION, INC., 22 WEST 27TH STREET, 5TH FLOOR, NEW YORK, NY (https://www.google.com/maps/place/22%20WEST%2027TH%20STREET,%205TH%20FLOOR,NEW%20YORK,NY)	Graph	1	\$65,000.00	\$65,000.00	\$65,000.00	\$65,000.00
Totals	Graph	1	\$65,000.00	\$65,000.00	\$65,000.00	\$65,000.00

Latitude: 40.744681 Longitude: -73.985122

Employer Name/Employer Address	Graph	Count	Mean Wage	Median Wage	Lowest Wage	Highest Wage
DALBERG CONSULTING US LLC, 99 MADISON AVENUE, NEW YORK, NY (https://www.google.com/maps/place/99%20MADISON%20AVENUE,NEW%20YORK,NY)	Graph	1	\$63,630.00	\$63,630.00	\$63,630.00	\$63,630.00
MONTROY ANDERSEN DEMARCO GROUP, INC, 99 MADISON AVENUE, NEW YORK, NY (https://www.google.com/maps/place/99%20MADISON%20AVENUE,NEW%20YORK,NY)	Graph	1	\$60,000.00	\$60,000.00	\$60,000.00	\$60,000.00
SCDA NY LLC, 99 MADISON AVENUE, NEW YORK, NY (https://www.google.com/maps/place/99%20MADISON%20AVENUE,NEW%20YORK,NY)	Graph	1	\$88,000.00	\$88,000.00	\$88,000.00	\$88,000.00
HABIB AMERICAN BANK, 99 MADISON AVENUE, NEW YORK, NY (https://www.google.com/maps/place/99%20MADISON%20AVENUE,NEW%20YORK,NY)	Graph	2	\$111,796.00	\$100,000.00	\$100,000.00	\$123,592.00
Totals	Graph	5	\$87,044.40	\$88,000.00	\$60,000.00	\$123,592.00

Employer Name/Worksite Address	Graph	Count	Mean Wage	Median Wage	Lowest Wage	Highest Wage
HABIB AMERICAN BANK, 99 MADISON AVENUE, NEW YORK CITY, NY (https://www.google.com/maps/place/99%20MADISON%20AVENUE,NEW%20YORK%20CITY,NY)	Graph	1	\$100,000.00	\$100,000.00	\$100,000.00	\$100,000.00
THICKET LABS LLC, 99 MADISON AVE., NEW YORK, NY (https://www.google.com/maps/place/99%20MADISON%20AVE.,NEW%20YORK,NY)	Graph	1	\$60,000.00	\$60,000.00	\$60,000.00	\$60,000.00
DATAMINR, INC., 99 MADISON AVENUE, NEW YORK, NY (https://www.google.com/maps/place/99%20MADISON%20AVENUE,NEW%20YORK,NY)	Graph	7	\$73,857.57	\$65,000.00	\$45,000.00	\$123,592.00
Totals	Graph	9	\$75,222.56	\$65,000.00	\$45,000.00	\$123,592.00

Latitude: 40.744709 Longitude: -73.903177

Employer Name/Worksite Address	Graph	Count	Mean Wage	Median Wage	Lowest Wage	Highest Wage
TECH MAHINDRA NETWORK SERVICES INTERNATIONAL, INC., 61-20 WOODSIDE AVENUE, WOODSIDE, NY (https://www.google.com/maps/place/61-20%20WOODSIDE%20AVENUE,WOODSIDE,NY)	Graph	1	\$124,322.00	\$124,322.00	\$124,322.00	\$124,322.00
Totals	Graph	1	\$124,322.00	\$124,322.00	\$124,322.00	\$124,322.00

Latitude: 40.744727 Longitude: -73.989158

Employer Name/Employer Address	Graph	Count	Mean Wage	Median Wage	Lowest Wage	Highest Wage
A24 SERVICES LLC, 31 W. 27TH STREET, NEW YORK, NY (https://www.google.com/maps/place/31%20W.%2027TH%20STREET,NEW%20YORK,NY)	Graph	1	\$100,000.00	\$100,000.00	\$100,000.00	\$100,000.00
ME ARCHITECT, P.C., 31 WEST 27TH STREET, NEW YORK, NY (https://www.google.com/maps/place/31%20WEST%2027TH%20STREET,NEW%20YORK,NY)	Graph	1	\$72,000.00	\$72,000.00	\$72,000.00	\$72,000.00
STONEHILL & TAYLOR ARCHITECTS P.C., 31 WEST 27TH STREET 5TH FLR, NEW YORK, NY (https://www.google.com/maps/place/31%20WEST%2027TH%20STREET%205TH%20FLR,NEW%20YORK,NY)	Graph	1	\$73,590.00	\$73,590.00	\$73,590.00	\$73,590.00
STONEHILL & TAYLOR ARCHITECTS, P.C., 31 WEST 27TH STREET, NEW YORK, NY (https://www.google.com/maps/place/31%20WEST%2027TH%20STREET,NEW%20YORK,NY)	Graph	1	\$57,500.00	\$57,500.00	\$57,500.00	\$57,500.00
STONHILL & TAYLOR ARCHITECTS AND PLANNERS, 31 WEST 27TH STREET 5TH FLR, NEW YORK, NY (https://www.google.com/maps/place/31%20WEST%2027TH%20STREET%205TH%20FLR,NEW%20YORK,NY)	Graph	2	\$55,000.00	\$50,000.00	\$50,000.00	\$60,000.00
Totals	Graph	6	\$68,848.33	\$60,000.00	\$50,000.00	\$100,000.00

Employer Name/Worksite Address	Graph	Count	Mean Wage	Median Wage	Lowest Wage	Highest Wage
A24 SERVICES LLC, 31 W. 27TH STREET, NEW YORK, NY (https://www.google.com/maps/place/31%20W.%2027TH%20STREET,NEW%20YORK,NY)	Graph	1	\$100,000.00	\$100,000.00	\$100,000.00	\$100,000.00
APPRENDIA INC., 31 W 27TH STREET, NEW YORK, NY (https://www.google.com/maps/place/31%20W%2027TH%20STREET,NEW%20YORK,NY)	Graph	1	\$95,000.00	\$95,000.00	\$95,000.00	\$95,000.00
BONNETE CONSULTING INC., 31 W 27TH ST, NEW YORK, NY (https://www.google.com/maps/place/31%20W%2027TH%20ST,NEW%20YORK,NY)	Graph	2	\$107,130.50	\$105,019.00	\$105,019.00	\$107,130.50
ME ARCHITECT, P.C., 31 WEST 27TH STREET, NEW YORK, NY (https://www.google.com/maps/place/31%20WEST%2027TH%20STREET,NEW%20YORK,NY)	Graph	2	\$64,750.00	\$57,500.00	\$57,500.00	\$64,750.00
STONHILL & TAYLOR ARCHITECTS AND PLANNERS, 31 WEST 27TH STREET 5TH FLR, NEW YORK, NY (https://www.google.com/maps/place/31%20WEST%2027TH%20STREET%205TH%20FLR,NEW%20YORK,NY)	Graph	3	\$61,196.67	\$60,000.00	\$50,000.00	\$61,196.67
SWA GROUP, 31 WEST 27TH STREET, 9TH FLOOR, NEW YORK, NY (https://www.google.com/maps/place/31%20WEST%2027TH%20STREET,%209TH%20FLOOR,NEW%20YORK,NY)	Graph	3	\$46,133.33	\$51,000.00	\$36,400.00	\$51,000.00
Totals	Graph	12	\$71,729.25	\$60,000.00	\$36,400.00	\$107,130.50

Latitude: 40.744739 Longitude: -73.992925

Employer Name/Worksite Address	Graph	Count	Mean Wage	Median Wage	Lowest Wage	Highest Wage
BORN GROUP, INC. FKA GROUP FMG INC., 159 W25TH ST., NEW YORK, NY (https://www.google.com/maps/place/159%20W25TH%20ST.,NEW%20YORK,NY)	Graph	4	\$90,295.75	\$70,221.00	\$62,962.00	\$130,000.00
Totals	Graph	4	\$90,295.75	\$70,221.00	\$62,962.00	\$130,000.00

Latitude: 40.744758 Longitude: -73.985229

Employer Name/Employer Address	Graph	Count	Mean Wage	Median Wage	Lowest Wage	Highest Wage
BLUE FOUNTAIN MEDIA, INC., 102 MADISON AVE, NEW YORK, NY (https://www.google.com/maps/place/102%20MADISON%20AVE,NEW%20YORK,NY)	Graph	1	\$90,000.00	\$90,000.00	\$90,000.00	\$90,000.00
MARU GROUP LLC, 102 MADISON AVENUE, NEW YORK, NY (https://www.google.com/maps/place/102%20MADISON%20AVENUE,NEW%20YORK,NY)	Graph	1	\$128,750.00	\$128,750.00	\$128,750.00	\$128,750.00
KATZ, DOCHTERMANN & EPSTEIN, INC., 102 MADISON AVENUE, NEW YORK, NY (https://www.google.com/maps/place/102%20MADISON%20AVENUE,NEW%20YORK,NY)	Graph	3	\$48,225.00	\$47,000.00	\$46,675.00	\$51,000.00
Totals	Graph	5	\$72,685.00	\$51,000.00	\$46,675.00	\$128,750.00

Employer Name/Worksite Address	Graph	Count	Mean Wage	Median Wage	Lowest Wage	Highest Wage
BLUE FOUNTAIN MEDIA, INC., 102 MADISON AVE, NEW YORK, NY (https://www.google.com/maps/place/102%20MADISON%20AVE,NEW%20YORK,NY)	Graph	1	\$90,000.00	\$90,000.00	\$90,000.00	\$90,000.00
KATZ, DOCHTERMANN & EPSTEIN, INC., 102 MADISON AVENUE, NEW YORK, NY (https://www.google.com/maps/place/102%20MADISON%20AVENUE,NEW%20YORK,NY)	Graph	4	\$68,356.25	\$47,000.00	\$46,675.00	\$128,750.00
Totals	Graph	5	\$72,685.00	\$51,000.00	\$46,675.00	\$128,750.00

Latitude: 40.74476 Longitude: -73.993403

Employer Name/Employer Address	Graph	Count	Mean Wage	Median Wage	Lowest Wage	Highest Wage
STRANGER & STRANGER INC., 152 WEST 25TH STREET, NEW YORK, NY (https://www.google.com/maps/place/152%20WEST%2025TH%20STREET,NEW%20YORK,NY)	Graph	1	\$120,000.00	\$120,000.00	\$120,000.00	\$120,000.00
Totals	Graph	1	\$120,000.00	\$120,000.00	\$120,000.00	\$120,000.00

Employer Name/Worksite Address	Graph	Count	Mean Wage	Median Wage	Lowest Wage	Highest Wage
STRANGER & STRANGER INC., 152 WEST 25TH STREET, NEW YORK, NY (https://www.google.com/maps/place/152%20WEST%2025TH%20STREET,NEW%20YORK,NY)	Graph	1	\$120,000.00	\$120,000.00	\$120,000.00	\$120,000.00

Employer Name/Worksite Address	Graph	Count	Mean Wage	Median Wage	Lowest Wage	Highest Wage
WOOD MACKENZIE, INC., 152 W. 25TH ST., NEW YORK, NY (https://www.google.com/maps/place/152%20W.%2025TH%20ST.,NEW%20YORK,NY)	Graph	1	\$82,139.00	\$82,139.00	\$82,139.00	\$82,139.00
Totals	Graph	2	\$101,069.50	\$82,139.00	\$82,139.00	\$120,000.00

Latitude: 40.744768 Longitude: -73.989594

Employer Name/Employer Address	Graph	Count	Mean Wage	Median Wage	Lowest Wage	Highest Wage
GOLDILOCKS MEDIA INC., 34 WEST 27TH STREET, NEW YORK, NY (https://www.google.com/maps/place/34%20WEST%2027TH%20STREET,NEW%20YORK,NY)	Graph	1	\$99,985.60	\$99,985.60	\$99,985.60	\$99,985.60
PRIZMA JEWELRY INC., 34 W. 27TH STREET, NEW YORK, NY (https://www.google.com/maps/place/34%20W.%2027TH%20STREET,NEW%20YORK,NY)	Graph	3	\$47,860.93	\$38,917.00	\$38,916.80	\$65,749.00
Totals	Graph	4	\$60,892.10	\$38,917.00	\$38,916.80	\$99,985.60

Employer Name/Worksite Address	Graph	Count	Mean Wage	Median Wage	Lowest Wage	Highest Wage
GOLDILOCKS MEDIA INC., 34 WEST 27TH STREET, NEW YORK, NY (https://www.google.com/maps/place/34%20WEST%2027TH%20STREET,NEW%20YORK,NY)	Graph	1	\$99,985.60	\$99,985.60	\$99,985.60	\$99,985.60
PRIZMA JEWELRY INC., 34 W. 27TH STREET, NEW YORK, NY (https://www.google.com/maps/place/34%20W.%2027TH%20STREET,NEW%20YORK,NY)	Graph	3	\$47,860.93	\$38,917.00	\$38,916.80	\$65,749.00
Totals	Graph	4	\$60,892.10	\$38,917.00	\$38,916.80	\$99,985.60

Latitude: 40.744809 Longitude: -73.993177

Employer Name/Employer Address	Graph	Count	Mean Wage	Median Wage	Lowest Wage	Highest Wage
CHRISTIAN OTH STUDIO, 147 WEST 25TH STREET, NEW YORK, NY (https://www.google.com/maps/place/147%20WEST%2025TH%20STREET,NEW%20YORK,NY)	Graph	1	\$52,000.00	\$52,000.00	\$52,000.00	\$52,000.00
ROSE CONTAINERLINE INC., 147 WEST 25TH STREET, NEW YORK, NY (https://www.google.com/maps/place/147%20WEST%2025TH%20STREET,NEW%20YORK,NY)	Graph	1	\$57,137.60	\$57,137.60	\$57,137.60	\$57,137.60
Totals	Graph	2	\$54,568.80	\$52,000.00	\$52,000.00	\$57,137.60



Employer Name/Worksite Address	Graph	Count	Mean Wage	Median Wage	Lowest Wage	Highest Wage
CHRISTIAN OTH STUDIO, 147 WEST 25TH STREET, NEW YORK, NY (https://www.google.com/maps/place/147%20WEST%2025TH%20STREET,NEW%20YORK,NY)	Graph	2	\$54,568.80	\$52,000.00	\$52,000.00	\$57,137.60
Totals	Graph	2	\$54,568.80	\$52,000.00	\$52,000.00	\$57,137.60

Latitude: 40.744817 Longitude: -73.933728

Employer Name/Worksite Address	Graph	Count	Mean Wage	Median Wage	Lowest Wage	Highest Wage
THE NEW YORK PUBLIC LIBRARY, 31-11 THOMSON AVE, LONG ISLAND CITY, NY (https://www.google.com/maps/place/31-11%20THOMSON%20AVE, LONG%20ISLAND%20CITY,NY)	Graph	1	\$51,224.00	\$51,224.00	\$51,224.00	\$51,224.00
Totals	Graph	1	\$51,224.00	\$51,224.00	\$51,224.00	\$51,224.00

Latitude: 40.744821 Longitude: -73.90516

Employer Name/Worksite Address	Graph	Count	Mean Wage	Median Wage	Lowest Wage	Highest Wage
AHRC - NYC, 38 - 18 WOODSIDE AVE, SUNNYSIDE, NY (https://www.google.com/maps/place/38%20-2018%20WOODSIDE%20AVE,SUNNYSIDE,NY)	Graph	1	\$34,285.00	\$34,285.00	\$34,285.00	\$34,285.00




Employer Name/Worksite Address	Graph	Count	Mean Wage	Median Wage	Lowest Wage	Highest Wage
KIDS DENTAL VILLAGE PC, KIDS' DENTAL VILLAGE PEDIATRIC DENTAL, WOODSIDE, NY (https://www.google.com/maps/place/KIDS%20DENTAL%20VILLAGE%20PEDIATRIC%20DENTAL,WOODSIDE,NY)		1	\$176,800.00	\$176,800.00	\$176,800.00	\$176,800.00
Totals		2	\$105,542.50	\$34,285.00	\$34,285.00	\$34,285.00

Latitude: 40.744824 Longitude: -73.989726





Employer Name/Worksite Address	Graph	Count	Mean Wage	Median Wage	Lowest Wage	Highest Wage
DRONE RACING LEAGUE, INC, 40 WEST 27TH STREET, NEW YORK, NY (https://www.google.com/maps/place/40%20WEST%2027TH%20STREET,NEW%20YORK,NY)		1	\$70,000.00	\$70,000.00	\$70,000.00	\$70,000.00
Totals		1	\$70,000.00	\$70,000.00	\$70,000.00	\$70,000.00







Employer Name/Worksite Address	Graph	Count	Mean Wage	Median Wage	Lowest Wage	Highest Wage
DRONE RACING LEAGUE, INC, 40 WEST 27TH STREET, NEW YORK, NY (https://www.google.com/maps/place/40%20WEST%2027TH%20STREET,NEW%20YORK,NY)		1	\$70,000.00	\$70,000.00	\$70,000.00	\$70,000.00
Totals		1	\$70,000.00	\$70,000.00	\$70,000.00	\$70,000.00

Latitude: 40.74483 Longitude: -73.989316

Employer Name/Worksite Address	Graph	Count	Mean Wage	Median Wage	Lowest Wage	Highest Wage
DESIGN BRIDGE NEW YORK INC, 45 W 27TH STREET, NEW YORK, NY (https://www.google.com/maps/place/45%20W%2027TH%20STREET,NEW%20YORK,NY)		1	\$72,000.00	\$72,000.00	\$72,000.00	\$72,000.00
GENESIS MEDIA LLC, 49 WEST 27TH STREET, NEW YORK, NY (https://www.google.com/maps/place/49%20WEST%2027TH%20STREET,NEW%20YORK,NY)		2	\$76,741.50	\$58,198.00	\$58,198.00	\$95,285.00
Totals		3	\$75,161.00	\$72,000.00	\$58,198.00	\$95,285.00

Latitude: 40.744835 Longitude: -73.98501

Employer Name/Worksite Address	Graph	Count	Mean Wage	Median Wage	Lowest Wage	Highest Wage
DEREK LAM INTERNATIONAL, LLC., 105 MADISON AVENUE, 8TH FLOOR, NEW YORK, NY (https://www.google.com/maps/place/105%20MADISON%20AVENUE,%208TH%20FLOOR,NEW%20YORK,NY)		1	\$121,540.00	\$121,540.00	\$121,540.00	\$121,540.00
GACE CONSULTING ENGINEERS, DPC, 105 MADISON AVE, NEW YORK, NY (https://www.google.com/maps/place/105%20MADISON%20AVE,NEW%20YORK,NY)		1	\$62,171.00	\$62,171.00	\$62,171.00	\$62,171.00
GACE CONSULTING ENGINEERS, DPC, 105 MADISON AVENUE, NEW YORK, NY (https://www.google.com/maps/place/105%20MADISON%20AVENUE,NEW%20YORK,NY)		4	\$66,250.00	\$62,500.00	\$62,500.00	\$70,000.00
Totals		6	\$74,785.17	\$62,500.00	\$62,171.00	\$121,540.00

Employer Name/Worksite Address	Graph	Count	Mean Wage	Median Wage	Lowest Wage	Highest Wage
DEREK LAM INTERNATIONAL, LLC., 105 MADISON AVENUE, 8TH FLOOR, NEW YORK, NY (https://www.google.com/maps/place/105%20MADISON%20AVENUE,%208TH%20FLOOR,NEW%20YORK,NY)		1	\$121,540.00	\$121,540.00	\$121,540.00	\$121,540.00
GACE CONSULTING ENGINEERS, DPC, 105 MADISON AVE, NEW YORK, NY (https://www.google.com/maps/place/105%20MADISON%20AVE,NEW%20YORK,NY)		1	\$62,171.00	\$62,171.00	\$62,171.00	\$62,171.00
STREAMLINE HEALTH, INC., 105 MADISON AVE., NEW YORK, NY (https://www.google.com/maps/place/105%20MADISON%20AVE.,NEW%20YORK,NY)		1	\$122,812.00	\$122,812.00	\$122,812.00	\$122,812.00
AMERICAN FRIENDS OF UN TECO PARA MI PAIS INC., 105 MADISON AVENUE - 13TH FLOOR, NEW YORK, NY (https://www.google.com/maps/place/105%20MADISON%20AVENUE%20-%2013TH%20FLOOR,NEW%20YORK,NY)		2	\$62,711.60	\$46,987.20	\$46,987.20	\$78,400.00
BARD, RAO + ATHANAS CONSULTING ENGINEERS, LLC, 105 MADISON AVENUE, NEW YORK, NY (https://www.google.com/maps/place/105%20MADISON%20AVENUE,NEW%20YORK,NY)		7	\$74,595.43	\$70,000.00	\$61,069.00	\$117,200.00
Totals		12	\$79,509.52	\$70,000.00	\$46,987.20	\$122,812.00

Latitude: 40.744849 Longitude: -73.987094

Employer Name/Employer Address	Graph	Count	Mean Wage	Median Wage	Lowest Wage	Highest Wage
CHD HOME TEXTILES LLC, 255 5TH AVENUE, NEW YORK, NY (https://www.google.com/maps/place/255%205TH%20AVENUE,NEW%20YORK,NY)	Graph	1	\$55,764.80	\$55,764.80	\$55,764.80	\$55,764.80
DREAM HOME NY LLC, 255 5TH AVENUE, NEW YORK, NY (https://www.google.com/maps/place/255%205TH%20AVENUE,NEW%20YORK,NY)	Graph	1	\$52,748.80	\$52,748.80	\$52,748.80	\$52,748.80
Totals	Graph	2	\$54,256.80	\$52,748.80	\$52,748.80	\$55,764.80

Employer Name/Worksite Address	Graph	Count	Mean Wage	Median Wage	Lowest Wage	Highest Wage
DREAM HOME NY LLC, 255 5TH AVENUE, NEW YORK, NY (https://www.google.com/maps/place/255%205TH%20AVENUE,NEW%20YORK,NY)	Graph	1	\$52,748.80	\$52,748.80	\$52,748.80	\$52,748.80
Totals	Graph	1	\$52,748.80	\$52,748.80	\$52,748.80	\$52,748.80

Latitude: 40.744858 Longitude: -74.006149

Employer Name/Employer Address	Graph	Count	Mean Wage	Median Wage	Lowest Wage	Highest Wage
KK METAMEDIA LLC, 136 10TH AVENUE, NEW YORK, NY (https://www.google.com/maps/place/136%2010TH%20AVENUE,NEW%20YORK,NY)	Graph	1	\$124,800.00	\$124,800.00	\$124,800.00	\$124,800.00
Totals	Graph	1	\$124,800.00	\$124,800.00	\$124,800.00	\$124,800.00

Employer Name/Worksite Address	Graph	Count	Mean Wage	Median Wage	Lowest Wage	Highest Wage
KK METAMEDIA LLC, 136 10TH AVENUE, NEW YORK, NY (https://www.google.com/maps/place/136%2010TH%20AVENUE,NEW%20YORK,NY)	Graph	1	\$124,800.00	\$124,800.00	\$124,800.00	\$124,800.00
Totals	Graph	1	\$124,800.00	\$124,800.00	\$124,800.00	\$124,800.00

Latitude: 40.744858 Longitude: -73.993293

Employer Name/Employer Address	Graph	Count	Mean Wage	Median Wage	Lowest Wage	Highest Wage
CEROS, INC., 151 WEST 25TH ST., 2ND FLOOR, NEW YORK, NY (https://www.google.com/maps/place/151%20WEST%2025TH%20ST.,%202ND%20FLOOR,NEW%20YORK,NY)	Graph	1	\$43,500.00	\$43,500.00	\$43,500.00	\$43,500.00
COGNICAL INC., 151 WEST 25TH STREET, NEW YORK, NY (https://www.google.com/maps/place/151%20WEST%2025TH%20STREET,NEW%20YORK,NY)	Graph	1	\$135,000.00	\$135,000.00	\$135,000.00	\$135,000.00
CEROS, INC., 151 WEST 25TH STREET, NEW YORK, NY (https://www.google.com/maps/place/151%20WEST%2025TH%20STREET,NEW%20YORK,NY)	Graph	2	\$71,750.00	\$43,500.00	\$43,500.00	\$100,000.00
Totals	Graph	4	\$80,500.00	\$43,500.00	\$43,500.00	\$135,000.00

Employer Name/Worksite Address	Graph	Count	Mean Wage	Median Wage	Lowest Wage	Highest Wage
CEROS, INC., 151 WEST 25TH ST., 2ND FLOOR, NEW YORK, NY (https://www.google.com/maps/place/151%20WEST%2025TH%20ST.,%202ND%20FLOOR,NEW%20YORK,NY)	Graph	1	\$43,500.00	\$43,500.00	\$43,500.00	\$43,500.00
CEROS, INC., 151 WEST 25TH STREET, NEW YORK, NY (https://www.google.com/maps/place/151%20WEST%2025TH%20STREET,NEW%20YORK,NY)	Graph	3	\$92,833.33	\$100,000.00	\$43,500.00	\$135,000.00
Totals	Graph	4	\$80,500.00	\$43,500.00	\$43,500.00	\$135,000.00

Latitude: 40.744875 Longitude: -73.979915

Employer Name/Worksite Address	Graph	Count	Mean Wage	Median Wage	Lowest Wage	Highest Wage
--------------------------------	-------	-------	-----------	-------------	-------------	--------------

Employer Name/Worksite Address	Graph	Count	Mean Wage	Median Wage	Lowest Wage	Highest Wage
NEW YORK UNIVERSITY SCHOOL OF MEDICINE, 145 E 32ND STREET, NEW YORK, NY (https://www.google.com/maps/place/145%20E%2032ND%20STREET,NEW%20YORK,NY)	Graph	1	\$120,000.00	\$120,000.00	\$120,000.00	\$120,000.00
NEW YORK UNIVERSITY SCHOOL OF MEDICINE, 145 EAST 32ND STREET, NEW YORK, NY (https://www.google.com/maps/place/145%20EAST%2032ND%20STREET,NEW%20YORK,NY)	Graph	2	\$109,200.00	\$109,200.00	\$109,200.00	\$109,200.00
Totals	Graph	3	\$112,800.00	\$109,200.00	\$109,200.00	\$120,000.00

Latitude: 40.744876 Longitude: -73.98303

Employer Name/Employer Address	Graph	Count	Mean Wage	Median Wage	Lowest Wage	Highest Wage
ENSO FINANCIAL MANAGEMENT LLP, 450 PARK AVENUE SOUTH, NEW YORK, NY (https://www.google.com/maps/place/450%20PARK%20AVENUE%20SOUTH,NEW%20YORK,NY)	Graph	8	\$77,375.00	\$72,000.00	\$65,000.00	\$105,000.00
Totals	Graph	8	\$77,375.00	\$72,000.00	\$65,000.00	\$105,000.00

Employer Name/Worksite Address	Graph	Count	Mean Wage	Median Wage	Lowest Wage	Highest Wage
ENSO FINANCIAL MANAGEMENT LLP, 450 PARK AVENUE SOUTH, NEW YORK, NY (https://www.google.com/maps/place/450%20PARK%20AVENUE%20SOUTH,NEW%20YORK,NY)	Graph	8	\$77,375.00	\$72,000.00	\$65,000.00	\$105,000.00
Totals	Graph	8	\$77,375.00	\$72,000.00	\$65,000.00	\$105,000.00

Latitude: 40.744877 Longitude: -73.935282

Employer Name/Employer Address	Graph	Count	Mean Wage	Median Wage	Lowest Wage	Highest Wage
LAGUARDIA COMMUNITY COLLEGE, 31-10 THOMSON AVENUE, LONG ISLAND CITY, NY (https://www.google.com/maps/place/31-10%20THOMSON%20AVENUE, LONG%20ISLAND%20CITY,NY)	Graph	4	\$75,661.25	\$74,000.00	\$74,000.00	\$80,645.00
Totals	Graph	4	\$75,661.25	\$74,000.00	\$74,000.00	\$80,645.00

Employer Name/Worksite Address	Graph	Count	Mean Wage	Median Wage	Lowest Wage	Highest Wage
LAGUARDIA COMMUNITY COLLEGE, 31-10 THOMSON AVENUE, LONG ISLAND CITY, NY (https://www.google.com/maps/place/31-10%20THOMSON%20AVENUE, LONG%20ISLAND%20CITY,NY)	Graph	4	\$75,661.25	\$74,000.00	\$74,000.00	\$80,645.00
Totals	Graph	4	\$75,661.25	\$74,000.00	\$74,000.00	\$80,645.00

Latitude: 40.7449 Longitude: -73.981892

Employer Name/Employer Address	Graph	Count	Mean Wage	Median Wage	Lowest Wage	Highest Wage
VVA LLC, 117 EAST 31ST STREET, NEW YORK, NY (https://www.google.com/maps/place/117%20EAST%2031ST%20STREET,NEW%20YORK,NY)	Graph	1	\$110,000.00	\$110,000.00	\$110,000.00	\$110,000.00
Totals	Graph	1	\$110,000.00	\$110,000.00	\$110,000.00	\$110,000.00

Employer Name/Worksite Address	Graph	Count	Mean Wage	Median Wage	Lowest Wage	Highest Wage
VVA LLC, 117 EAST 31ST STREET, NEW YORK, NY (https://www.google.com/maps/place/117%20EAST%2031ST%20STREET,NEW%20YORK,NY)	Graph	1	\$110,000.00	\$110,000.00	\$110,000.00	\$110,000.00
Totals	Graph	1	\$110,000.00	\$110,000.00	\$110,000.00	\$110,000.00

Latitude: 40.744907 Longitude: -73.99375

Employer Name/Employer Address	Graph	Count	Mean Wage	Median Wage	Lowest Wage	Highest Wage
--------------------------------	-------	-------	-----------	-------------	-------------	--------------

CRAFT ATLANTIC LLC, 164 WEST 25TH STREET, NEW YORK, NY (https://www.google.com/maps/place/164%20WEST%20STREET,NEW%20YORK,NY)	Graph	1	\$46,675.20	\$46,675.20	\$46,675.20	\$46,675.20
LFA INTERNATIONAL INC, 164 W 25TH STREET, NEW YORK, NY (https://www.google.com/maps/place/164%20W%20STREET,NEW%20YORK,NY)	Graph	1	\$75,000.00	\$75,000.00	\$75,000.00	\$75,000.00
OLLIE PETS, INC., 164 WEST 25TH STREET, NEW YORK, NY (https://www.google.com/maps/place/164%20WEST%20STREET,NEW%20YORK,NY)	Graph	1	\$165,000.00	\$165,000.00	\$165,000.00	\$165,000.00
Totals	Graph	3	\$95,558.40	\$75,000.00	\$46,675.20	\$165,000.00

Employer Name/Worksite Address	Graph	Count	Mean Wage	Median Wage	Lowest Wage	Highest Wage
OLLIE PETS, INC., 164 WEST 25TH STREET, NEW YORK, NY (https://www.google.com/maps/place/164%20WEST%20STREET,NEW%20YORK,NY)	Graph	2	\$105,837.60	\$46,675.20	\$46,675.20	\$165,000.00
Totals	Graph	2	\$105,837.60	\$46,675.20	\$46,675.20	\$165,000.00

Latitude: 40.744914 Longitude: -73.989601

Employer Name/Employer Address	Graph	Count	Mean Wage	Median Wage	Lowest Wage	Highest Wage
MAURICE MAX INC., 49 WEST 27TH STREET, NEW YORK, NY (https://www.google.com/maps/place/49%20WEST%20STREET,NEW%20YORK,NY)	Graph	1	\$42,890.00	\$42,890.00	\$42,890.00	\$42,890.00
RYZAC INC., 49 W 27TH ST, NEW YORK, NY (https://www.google.com/maps/place/49%20W%20ST,NEW%20YORK,NY)	Graph	1	\$110,000.00	\$110,000.00	\$110,000.00	\$110,000.00
GENESIS MEDIA LLC, 49 WEST 27TH STREET, NEW YORK, NY (https://www.google.com/maps/place/49%20WEST%20STREET,NEW%20YORK,NY)	Graph	2	\$76,741.50	\$58,198.00	\$58,198.00	\$95,285.00
Totals	Graph	4	\$76,593.25	\$58,198.00	\$42,890.00	\$110,000.00

Employer Name/Worksite Address	Graph	Count	Mean Wage	Median Wage	Lowest Wage	Highest Wage
MAURICE MAX INC., 49 WEST 27TH STREET, NEW YORK, NY (https://www.google.com/maps/place/49%20WEST%20STREET,NEW%20YORK,NY)	Graph	1	\$42,890.00	\$42,890.00	\$42,890.00	\$42,890.00
MULESOFT, INC., 49 W 27TH STREET, 8TH FLOOR, NEW YORK, NY (https://www.google.com/maps/place/49%20W%20STREET,%208TH%20FLOOR,NEW%20YORK,NY)	Graph	1	\$108,000.00	\$108,000.00	\$108,000.00	\$108,000.00
MULESOFT, INC., 49 W 27TH STREET, NEW YORK, NY (https://www.google.com/maps/place/49%20W%20STREET,NEW%20YORK,NY)	Graph	2	\$90,000.00	\$90,000.00	\$90,000.00	\$90,000.00
Totals	Graph	4	\$82,722.50	\$90,000.00	\$42,890.00	\$108,000.00

Latitude: 40.744922 Longitude: -73.991871

Employer Name/Employer Address	Graph	Count	Mean Wage	Median Wage	Lowest Wage
DELTA ENTERPRISE CORPORATION, 114 WEST 26TH STREET, 11TH FLOOR, NEW YORK, NY (https://www.google.com/maps/place/114%20WEST%20STREET,%2011TH%20FLOOR,NEW%20YORK,NY)	Graph	1	\$53,000.00	\$53,000.00	\$53,000.00
JULIUSWORKS, INC., 114 WEST 26TH STREET, 5TH FLOOR, NEW YORK, NY (https://www.google.com/maps/place/114%20WEST%20STREET,%205TH%20FLOOR,NEW%20YORK,NY)	Graph	1	\$105,000.00	\$105,000.00	\$105,000.00
VISIONARISTS LLC, 114 WEST 26TH STREET, NEW YORK, NY (https://www.google.com/maps/place/114%20WEST%20STREET,NEW%20YORK,NY)	Graph	1	\$46,675.20	\$46,675.20	\$46,675.20
GRAVITY MEDIA LLC, 114 WEST 26TH STREET, NEW YORK, NY (https://www.google.com/maps/place/114%20WEST%20STREET,NEW%20YORK,NY)	Graph	3	\$59,000.00	\$65,000.00	\$47,000.00
Totals	Graph	6	\$63,612.53	\$53,000.00	\$46,675.20

Employer Name/Worksite Address	Graph	Count	Mean Wage	Median Wage	Lowest Wage
DELTA ENTERPRISE CORPORATION, 114 WEST 26TH STREET, 11TH FLOOR, NEW YORK, NY (https://www.google.com/maps/place/114%20WEST%20STREET,%2011TH%20FLOOR,NEW%20YORK,NY)	Graph	1	\$53,000.00	\$53,000.00	\$53,000.00
JULIUSWORKS, INC., 114 WEST 26TH STREET, 5TH FLOOR, NEW YORK, NY (https://www.google.com/maps/place/114%20WEST%20STREET,%205TH%20FLOOR,NEW%20YORK,NY)	Graph	1	\$105,000.00	\$105,000.00	\$105,000.00

Employer Name/Worksite Address	Graph	Count	Mean Wage	Median Wage	Lowest Wage
GRAVITY MEDIA LLC, 114 WEST 26TH STREET, NEW YORK, NY (https://www.google.com/maps/place/114%20WEST%2026TH%20STREET,NEW%20YORK,NY)	Graph	3	\$59,000.00	\$65,000.00	\$47,000.00
Totals	Graph	5	\$67,000.00	\$65,000.00	\$47,000.00

Latitude: 40.744936 Longitude: -73.949912

Employer Name/Employer Address	Graph	Count	Mean Wage	Median Wage	Lowest Wage	Highest Wage
PETROSSIAN DISTRIBUTION INC., 11-39 47TH AVENUE, LONG ISLAND CITY, NY (https://www.google.com/maps/place/11-39%2047TH%20AVENUE,LONG%20ISLAND%20CITY,NY)	Graph	4	\$72,375.00	\$71,500.00	\$71,500.00	\$75,000.00
Totals	Graph	4	\$72,375.00	\$71,500.00	\$71,500.00	\$75,000.00

Employer Name/Worksite Address	Graph	Count	Mean Wage	Median Wage	Lowest Wage	Highest Wage
PETROSSIAN DISTRIBUTION INC., 11-39 47TH AVENUE, LONG ISLAND CITY, NY (https://www.google.com/maps/place/11-39%2047TH%20AVENUE,LONG%20ISLAND%20CITY,NY)	Graph	3	\$71,500.00	\$71,500.00	\$71,500.00	\$71,500.00
Totals	Graph	3	\$71,500.00	\$71,500.00	\$71,500.00	\$71,500.00

Latitude: 40.744948 Longitude: -73.980862

Employer Name/Employer Address	Graph	Count	Mean Wage	Median Wage	Lowest Wage	Highest Wage
DISTANCE EDUCATION COMPANY, LLC, 192 LEXINGTON AVE, SUITE 701, NEW YORK, NY (https://www.google.com/maps/place/192%20LEXINGTON%20AVE,%20SUITE%20701,NEW%20YORK,NY)	Graph	1	\$71,781.00	\$71,781.00	\$71,781.00	\$71,781.00
KIDS DISCOVER, LLC, 192 LEXINGTON AVENUE #1003, NEW YORK, NY (https://www.google.com/maps/place/192%20LEXINGTON%20AVENUE%20#1003,NEW%20YORK,NY)	Graph	1	\$110,000.00	\$110,000.00	\$110,000.00	\$110,000.00
QNARY LLC, 192 LEXINGTON AVENUE, NEW YORK, NY (https://www.google.com/maps/place/192%20LEXINGTON%20AVENUE,NEW%20YORK,NY)	Graph	1	\$46,675.00	\$46,675.00	\$46,675.00	\$46,675.00
ZDG, LLC, 192 LEXINGTON AVENUE, 3RD FLOOR, NEW YORK, NY (https://www.google.com/maps/place/192%20LEXINGTON%20AVENUE,%203RD%20FLOOR,NEW%20YORK,NY)	Graph	1	\$102,000.00	\$102,000.00	\$102,000.00	\$102,000.00
Totals	Graph	4	\$82,614.00	\$71,781.00	\$46,675.00	\$110,000.00

Employer Name/Worksite Address	Graph	Count	Mean Wage	Median Wage	Lowest Wage	Highest Wage
DISTANCE EDUCATION COMPANY, LLC, 192 LEXINGTON AVE, SUITE 701, NEW YORK, NY (https://www.google.com/maps/place/192%20LEXINGTON%20AVE,%20SUITE%20701,NEW%20YORK,NY)	Graph	1	\$71,781.00	\$71,781.00	\$71,781.00	\$71,781.00
KIDS DISCOVER, LLC, 192 LEXINGTON AVENUE #1003, NEW YORK, NY (https://www.google.com/maps/place/192%20LEXINGTON%20AVENUE%20#1003,NEW%20YORK,NY)	Graph	1	\$110,000.00	\$110,000.00	\$110,000.00	\$110,000.00
QNARY LLC, 192 LEXINGTON AVENUE, NEW YORK, NY (https://www.google.com/maps/place/192%20LEXINGTON%20AVENUE,NEW%20YORK,NY)	Graph	1	\$46,675.00	\$46,675.00	\$46,675.00	\$46,675.00
ZDG, LLC, 192 LEXINGTON AVENUE, 3RD FLOOR, NEW YORK, NY (https://www.google.com/maps/place/192%20LEXINGTON%20AVENUE,%203RD%20FLOOR,NEW%20YORK,NY)	Graph	1	\$102,000.00	\$102,000.00	\$102,000.00	\$102,000.00
Totals	Graph	4	\$82,614.00	\$71,781.00	\$46,675.00	\$110,000.00

Latitude: 40.744955 Longitude: -73.993525

Employer Name/Employer Address	Graph	Count	Mean Wage	Median Wage	Lowest Wage	Highest Wage
ADMERASIA INC., 159 WEST 25TH STREET, NEW YORK, NY (https://www.google.com/maps/place/159%20WEST%2025TH%20STREET,NEW%20YORK,NY)	Graph	1	\$50,000.00	\$50,000.00	\$50,000.00	\$50,000.00
CYVERASIA INC, 159 W 25TH STREET, NEW YORK, NY (https://www.google.com/maps/place/159%20W%2025TH%20STREET,NEW%20YORK,NY)	Graph	1	\$53,248.00	\$53,248.00	\$53,248.00	\$53,248.00

Employer Name/Employer Address	Graph	Count	Mean Wage	Median Wage	Lowest Wage	Highest Wage
RAND ENGINEERING & ARCHITECTURE, DPC, 159 W. 25TH ST., NEW YORK, NY (https://www.google.com/maps/place/159%20W.%2025TH%20ST.,NEW%20YORK,NY)		1	\$61,100.00	\$61,100.00	\$61,100.00	\$61,100.00
BORN GROUP, INC. FKA GROUP FMG INC., 159 W. 25TH STREET, NEW YORK, NY (https://www.google.com/maps/place/159%20W.%2025TH%20STREET,NEW%20YORK,NY)		4	\$90,295.75	\$70,221.00	\$62,962.00	\$130,000.00
ADMERASIA INC., 159 WEST 25TH STREET, 6TH FLOOR, NEW YORK, NY (https://www.google.com/maps/place/159%20WEST%2025TH%20STREET,%206TH%20FLOOR,NEW%20YORK,NY)		5	\$49,310.72	\$40,851.20	\$40,851.20	\$80,000.00
BORN GROUP, INC, FKA GROUP FMG, INC, 159 W. 25TH STREET, NEW YORK, NY (https://www.google.com/maps/place/159%20W.%2025TH%20STREET,NEW%20YORK,NY)		15	\$89,080.00	\$90,900.00	\$70,000.00	\$135,000.00
Totals		27	\$78,084.61	\$75,000.00	\$40,851.20	\$135,000.00

Employer Name/Worksite Address	Graph	Count	Mean Wage	Median Wage	Lowest Wage	Highest Wage
CYVERASIA INC, 159 W 25TH STREET, NEW YORK, NY (https://www.google.com/maps/place/159%20W%2025TH%20STREET,NEW%20YORK,NY)		1	\$53,248.00	\$53,248.00	\$53,248.00	\$53,248.00
RAND ENGINEERING & ARCHITECTURE, DPC, 159 W. 25TH ST., NEW YORK, NY (https://www.google.com/maps/place/159%20W.%2025TH%20ST.,NEW%20YORK,NY)		1	\$61,100.00	\$61,100.00	\$61,100.00	\$61,100.00
BORN GROUP, INC, FKA GROUP FMG, INC, 159 WEST 25TH STREET, NEW YORK, NY (https://www.google.com/maps/place/159%20WEST%2025TH%20STREET,NEW%20YORK,NY)		2	\$61,000.00	\$50,000.00	\$50,000.00	\$72,000.00
ADMERASIA INC., 159 WEST 25TH STREET, 6TH FLOOR, NEW YORK, NY (https://www.google.com/maps/place/159%20WEST%2025TH%20STREET,%206TH%20FLOOR,NEW%20YORK,NY)		5	\$49,310.72	\$40,851.20	\$40,851.20	\$80,000.00
BORN GROUP, INC, FKA GROUP FMG, INC, 159 W. 25TH STREET, NEW YORK, NY (https://www.google.com/maps/place/159%20W.%2025TH%20STREET,NEW%20YORK,NY)		12	\$90,200.00	\$90,900.00	\$70,000.00	\$135,000.00
Totals		21	\$74,538.17	\$72,000.00	\$40,851.20	\$135,000.00

Latitude: 40.744987 Longitude: -73.936217

Employer Name/Worksite Address	Graph	Count	Mean Wage	Median Wage	Lowest Wage	Highest Wage
SVAM INTERNATIONAL, INC., 30-30 THOMSON AVENUE, LONG ISLAND CITY, NY (https://www.google.com/maps/place/30-30%20THOMSON%20AVENUE, LONG%20ISLAND%20CITY,NY)		7	\$93,054.29	\$75,795.00	\$55,910.00	\$178,880.00
Totals		7	\$93,054.29	\$75,795.00	\$55,910.00	\$178,880.00

Latitude: 40.745011 Longitude: -73.992083

Employer Name/Employer Address	Graph	Count	Mean Wage	Median Wage	Lowest Wage	Highest Wage
ONE CLIPBOARD, INC., 122 WEST 26TH ST, NEW YORK, NY (https://www.google.com/maps/place/122%20WEST%2026TH%20ST,NEW%20YORK,NY)		1	\$55,000.00	\$55,000.00	\$55,000.00	\$55,000.00
ONE CLIPBOARD, INC., 122 WEST 26TH STREET, NEW YORK, NY (https://www.google.com/maps/place/122%20WEST%2026TH%20STREET,NEW%20YORK,NY)		1	\$70,221.00	\$70,221.00	\$70,221.00	\$70,221.00
PYPESTREAM LLC, 122 WEST 26TH STREET, 2ND FLOOR, NEW YORK, NY (https://www.google.com/maps/place/122%20WEST%2026TH%20STREET,%202ND%20FLOOR,NEW%20YORK,NY)		1	\$75,000.00	\$75,000.00	\$75,000.00	\$75,000.00
REALCONNEX LLC, 122 WEST 26TH STREET, NEW YORK, NY (https://www.google.com/maps/place/122%20WEST%2026TH%20STREET,NEW%20YORK,NY)		1	\$160,000.00	\$160,000.00	\$160,000.00	\$160,000.00
Totals		4	\$90,055.25	\$70,221.00	\$55,000.00	\$160,000.00

Employer Name/Worksite Address	Graph	Count	Mean Wage	Median Wage	Lowest Wage	Highest Wage
ONE CLIPBOARD, INC., 122 WEST 26TH ST., NEW YORK, NY (https://www.google.com/maps/place/122%20WEST%2026TH%20ST.,NEW%20YORK,NY)		1	\$55,000.00	\$55,000.00	\$55,000.00	\$55,000.00
PYPESTREAM LLC, 122 WEST 26TH STREET, 2ND FLOOR, NEW YORK, NY (https://www.google.com/maps/place/122%20WEST%2026TH%20STREET,%202ND%20FLOOR,NEW%20YORK,NY)		1	\$75,000.00	\$75,000.00	\$75,000.00	\$75,000.00
ONE CLIPBOARD, INC., 122 WEST 26TH STREET, NEW YORK, NY (https://www.google.com/maps/place/122%20WEST%2026TH%20STREET,NEW%20YORK,NY)		2	\$115,110.50	\$70,221.00	\$70,221.00	\$160,000.00

Employer Name/Worksite Address	Graph	Count	Mean Wage	Median Wage	Lowest Wage	Highest Wage
Totals	Graph	4	\$90,055.25	\$70,221.00	\$55,000.00	\$160,000.00

Latitude: 40.745013 Longitude: -73.984415

Employer Name/Worksite Address	Graph	Count	Mean Wage	Median Wage	Lowest Wage	Highest Wage
LENDINGFRONT INC., 44 E. 30TH STREET, NEW YORK, NY (https://www.google.com/maps/place/44%E.30THSTREET,NEW%20YORK,NY)	Graph	1	\$100,000.00	\$100,000.00	\$100,000.00	\$100,000.00
Totals	Graph	1	\$100,000.00	\$100,000.00	\$100,000.00	\$100,000.00

Employer Name/Worksite Address	Graph	Count	Mean Wage	Median Wage	Lowest Wage	Highest Wage
LENDINGFRONT INC., 44 E. 30TH STREET, NEW YORK, NY (https://www.google.com/maps/place/44%E.30THSTREET,NEW%20YORK,NY)	Graph	1	\$100,000.00	\$100,000.00	\$100,000.00	\$100,000.00
ARRAY ARCHITECTS INC, 44 EAST 30TH STREET, 10TH FLOOR, NEW YORK, NY (https://www.google.com/maps/place/44%EAST%2030TH%20STREET,%2010TH%20FLOOR,NEW%20YORK,NY)	Graph	2	\$62,000.00	\$62,000.00	\$62,000.00	\$62,000.00
Totals	Graph	3	\$74,666.67	\$62,000.00	\$62,000.00	\$62,000.00

Latitude: 40.745049 Longitude: -73.982741

Employer Name/Worksite Address	Graph	Count	Mean Wage	Median Wage	Lowest Wage	Highest Wage
MPHASIS CORPORATION, 460 PARK AVE, SUITE 1101, NEW YORK, NY (https://www.google.com/maps/place/460%20PARK%20AVE,%20SUITE%201101,NEW%20YORK,NY)	Graph	25	\$64,813.00	\$64,813.00	\$64,813.00	\$64,813.00
Totals	Graph	25	\$64,813.00	\$64,813.00	\$64,813.00	\$64,813.00

Latitude: 40.745059 Longitude: -73.987105

Employer Name/Worksite Address	Graph	Count	Mean Wage	Median Wage	Lowest Wage	Highest Wage
FIVE POINTS II LLC, 260 FIFTH AVENUE, NEW YORK, NY (https://www.google.com/maps/place/260%20FIFTH%20AVENUE,NEW%20YORK,NY)	Graph	1	\$65,749.00	\$65,749.00	\$65,749.00	\$65,749.00
Totals	Graph	1	\$65,749.00	\$65,749.00	\$65,749.00	\$65,749.00

Employer Name/Worksite Address	Graph	Count	Mean Wage	Median Wage	Lowest Wage	Highest Wage
FIVE POINTS II LLC, 260 FIFTH AVENUE, NEW YORK, NY (https://www.google.com/maps/place/260%20FIFTH%20AVENUE,NEW%20YORK,NY)	Graph	1	\$65,749.00	\$65,749.00	\$65,749.00	\$65,749.00
MONOTYPE IMAGING, INC., 260 5TH AVENUE, NEW YORK, NY (https://www.google.com/maps/place/260%205TH%20AVENUE,NEW%20YORK,NY)	Graph	6	\$92,027.50	\$100,000.00	\$53,165.00	\$115,000.00
Totals	Graph	7	\$88,273.43	\$100,000.00	\$53,165.00	\$115,000.00

Latitude: 40.745099 Longitude: -73.624886

Employer Name/Worksite Address	Graph	Count	Mean Wage	Median Wage	Lowest Wage	Highest Wage
FUJITSU AMERICA, INC., 257 EAST 2ND STREET, MINEOLA, NY (https://www.google.com/maps/place/257%EAST%202ND%20STREET,MINEOLA,NY)	Graph	27	\$90,591.89	\$96,075.00	\$83,408.00	\$96,075.00
Totals	Graph	27	\$90,591.89	\$96,075.00	\$83,408.00	\$96,075.00

Latitude: 40.745109 Longitude: -74.007315

Employer Name/Employer Address	Graph	Count	Mean Wage	Median Wage	Lowest Wage	Highest Wage
IAC/INTERACTIVECORP, 555 WEST 18TH STREET, NEW YORK, NY (https://www.google.com/maps/place/555%20WEST%2018TH%20STREET,NEW%20YORK,NY)	Graph	1	\$155,000.00	\$155,000.00	\$155,000.00	\$155,000.00
VIMEO, INC., 555 WEST 18TH STREET, NEW YORK, NY (https://www.google.com/maps/place/555%20WEST%2018TH%20STREET,NEW%20YORK,NY)	Graph	8	\$124,875.00	\$105,000.00	\$90,000.00	\$195,000.00
Totals	Graph	9	\$128,222.22	\$115,000.00	\$90,000.00	\$195,000.00

Employer Name/Worksite Address	Graph	Count	Mean Wage	Median Wage	Lowest Wage	Highest Wage
ERNST & YOUNG U.S. LLP, 555 W. 18TH STREET, NEW YORK, NY (https://www.google.com/maps/place/555%20W.%2018TH%20STREET,NEW%20YORK,NY)	Graph	1	\$61,150.00	\$61,150.00	\$61,150.00	\$61,150.00
MINDSPARK INTERACTIVE NETWORK, INC., 555 WEST 18TH ST., NEW YORK, NY (https://www.google.com/maps/place/555%20WEST%2018TH%20ST.,NEW%20YORK,NY)	Graph	1	\$90,000.00	\$90,000.00	\$90,000.00	\$90,000.00
MINDSPARK INTERACTIVE NETWORK, INC., 555 WEST 18TH STREET, 3RD FLOOR, NEW YORK, NY (https://www.google.com/maps/place/555%20WEST%2018TH%20STREET,%203RD%20FLOOR,NEW%20YORK,NY)	Graph	1	\$62,000.00	\$62,000.00	\$62,000.00	\$62,000.00
VIMEO, INC., 555 WEST 18TH STREET, NEW YORK, NY (https://www.google.com/maps/place/555%20WEST%2018TH%20STREET,NEW%20YORK,NY)	Graph	11	\$117,227.27	\$105,000.00	\$65,000.00	\$195,000.00
Totals	Graph	14	\$107,332.14	\$95,000.00	\$61,150.00	\$195,000.00

Latitude: 40.745127 Longitude: -73.982848

Employer Name/Employer Address	Graph	Count	Mean Wage	Median Wage	Lowest Wage	Highest Wage
SHOPKEEP INC., 460 PARK AVENUE SOUTH, NEW YORK, NY (https://www.google.com/maps/place/460%20PARK%20AVENUE%20SOUTH,NEW%20YORK,NY)	Graph	1	\$115,000.00	\$115,000.00	\$115,000.00	\$115,000.00
SHOPKEEP.COM INC., 460 PARK AVENUE SOUTH, NEW YORK, NY (https://www.google.com/maps/place/460%20PARK%20AVENUE%20SOUTH,NEW%20YORK,NY)	Graph	1	\$70,000.00	\$70,000.00	\$70,000.00	\$70,000.00
MERCHANT CASH & CAPITAL, LLC., 460 PARK AVENUE SOUTH, NEW YORK, NY (https://www.google.com/maps/place/460%20PARK%20AVENUE%20SOUTH,NEW%20YORK,NY)	Graph	2	\$76,700.00	\$76,650.00	\$76,650.00	\$76,650.00
MERCHANT CASH AND CAPITAL, LLC, 460 PARK AVENUE SOUTH, NEW YORK, NY (https://www.google.com/maps/place/460%20PARK%20AVENUE%20SOUTH,NEW%20YORK,NY)	Graph	2	\$94,057.50	\$90,813.00	\$90,813.00	\$90,813.00
SAAVN, LLC, 460 PARK AVENUE SOUTH, NEW YORK, NY (https://www.google.com/maps/place/460%20PARK%20AVENUE%20SOUTH,NEW%20YORK,NY)	Graph	3	\$86,000.00	\$90,000.00	\$68,000.00	\$90,000.00
MPHASIS CORPORATION, 460 PARK AVENUE SOUTH, NEW YORK, NY (https://www.google.com/maps/place/460%20PARK%20AVENUE%20SOUTH,NEW%20YORK,NY)	Graph	1061	\$73,117.12	\$75,795.00	\$55,910.00	\$75,795.00
MPHASIS CORPORATION, 460 PARK AVENUE SOUTH, SUITE 1101, NEW YORK, NY (https://www.google.com/maps/place/460%20PARK%20AVENUE%20SOUTH,%20SUITE%201101,NEW%20YORK,NY)	Graph	1203	\$82,277.47	\$84,864.00	\$60,000.00	\$84,864.00
Totals	Graph	2273	\$78,020.93	\$75,795.00	\$55,910.00	\$84,864.00

Employer Name/Worksite Address	Graph	Count	Mean Wage	Median Wage	Lowest Wage	Highest Wage
COMPUNNEL SOFTWARE GROUP, INC., 460 PARK AVE SOUTH, NEW YORK, NY (https://www.google.com/maps/place/460%20PARK%20AVE%20SOUTH,NEW%20YORK,NY)	Graph	2	\$70,300.00	\$70,300.00	\$70,300.00	\$70,300.00
MPHASIS CORPORATION, 460 PARK AVE S, NEW YORK, NY (https://www.google.com/maps/place/460%20PARK%20AVE%20S,NEW%20YORK,NY)	Graph	20	\$60,902.00	\$60,902.00	\$60,902.00	\$60,902.00
MPHASIS CORPORATION, 460 PARK AVENUE SOUTH, SUITE 1101, NEW YORK, NY (https://www.google.com/maps/place/460%20PARK%20AVENUE%20SOUTH,%20SUITE%201101,NEW%20YORK,NY)	Graph	75	\$75,217.00	\$71,781.00	\$60,000.00	\$75,217.00
SHOPKEEP.COM INC., 460 PARK AVENUE SOUTH, NEW YORK, NY (https://www.google.com/maps/place/460%20PARK%20AVENUE%20SOUTH,NEW%20YORK,NY)	Graph	152	\$95,321.79	\$75,795.00	\$60,000.00	\$95,321.79
Totals	Graph	249	\$86,300.51	\$71,781.00	\$60,000.00	\$95,321.79

Latitude: 40.745129 Longitude: -73.98496

Employer Name/Employer Address	Graph	Count	Mean Wage	Median Wage	Lowest Wage	Highest Wage
--------------------------------	-------	-------	-----------	-------------	-------------	--------------

Employer Name/Employer Address	Graph	Count	Mean Wage	Median Wage	Lowest Wage	Highest Wage
NO BIG DEAL MEDIA INC., 112 MADISON AVENUE, NEW YORK, NY (https://www.google.com/maps/place/112%20MADISON%20AVENUE,NEW%20YORK,NY)	Graph	1	\$70,000.00	\$70,000.00	\$70,000.00	\$70,000.00
SIBILLA ALESSI PANTANO GUPTA LLC, 112 MADISON AVENUE, NEW YORK, NY (https://www.google.com/maps/place/112%20MADISON%20AVENUE,NEW%20YORK,NY)	Graph	1	\$82,000.00	\$82,000.00	\$82,000.00	\$82,000.00
Totals	Graph	2	\$76,000.00	\$70,000.00	\$70,000.00	\$82,000.00

Employer Name/Worksite Address	Graph	Count	Mean Wage	Median Wage	Lowest Wage	Highest Wage
NO BIG DEAL MEDIA INC., 112 MADISON AVENUE, NEW YORK, NY (https://www.google.com/maps/place/112%20MADISON%20AVENUE,NEW%20YORK,NY)	Graph	2	\$76,000.00	\$70,000.00	\$70,000.00	\$82,000.00
Totals	Graph	2	\$76,000.00	\$70,000.00	\$70,000.00	\$82,000.00

Latitude: 40.745158 Longitude: -73.992431

Employer Name/Employer Address	Graph	Count	Mean Wage	Median Wage	Lowest Wage	Highest Wage
MORAILLON & LAMBRAKIS DESIGN CORP, 134 WEST 26TH STREET, SUITE 1110, NEW YORK, NY (https://www.google.com/maps/place/134%20WEST%2026TH%20STREET,%20SUITE%201110,NEW%20YORK,NY)	Graph	1	\$41,600.00	\$41,600.00	\$41,600.00	\$41,600.00
Totals	Graph	1	\$41,600.00	\$41,600.00	\$41,600.00	\$41,600.00

Employer Name/Worksite Address	Graph	Count	Mean Wage	Median Wage	Lowest Wage	Highest Wage
MORAILLON & LAMBRAKIS DESIGN CORP, 134 WEST 26TH STREET, SUITE 1110, NEW YORK, NY (https://www.google.com/maps/place/134%20WEST%2026TH%20STREET,%20SUITE%201110,NEW%20YORK,NY)	Graph	1	\$41,600.00	\$41,600.00	\$41,600.00	\$41,600.00
Totals	Graph	1	\$41,600.00	\$41,600.00	\$41,600.00	\$41,600.00

Latitude: 40.745159 Longitude: -73.986868

Employer Name/Employer Address	Graph	Count	Mean Wage	Median Wage	Lowest Wage	Highest Wage
NEXT JUMP, INC., 261 FIFTH AVENUE, NEW YORK, NY (https://www.google.com/maps/place/261%20FIFTH%20AVENUE,NEW%20YORK,NY)	Graph	13	\$115,692.31	\$110,000.00	\$65,000.00	\$170,000.00
Totals	Graph	13	\$115,692.31	\$110,000.00	\$65,000.00	\$170,000.00

Employer Name/Worksite Address	Graph	Count	Mean Wage	Median Wage	Lowest Wage	Highest Wage
CYBERMASS SOLUTIONS.COM, 261 5TH AVENUE, NEW YORK, NY (https://www.google.com/maps/place/261%205TH%20AVENUE,NEW%20YORK,NY)	Graph	1	\$60,000.00	\$60,000.00	\$60,000.00	\$60,000.00
NEXT JUMP, INC., 261 5TH AVENUE, 8TH FLOOR, NEW YORK, NY (https://www.google.com/maps/place/261%205TH%20AVENUE,%208TH%20FLOOR,NEW%20YORK,NY)	Graph	3	\$106,666.67	\$105,000.00	\$105,000.00	\$110,000.00
NEXT JUMP, INC., 261 FIFTH AVENUE, NEW YORK, NY (https://www.google.com/maps/place/261%20FIFTH%20AVENUE,NEW%20YORK,NY)	Graph	10	\$118,400.00	\$110,000.00	\$65,000.00	\$170,000.00
Totals	Graph	14	\$111,714.29	\$110,000.00	\$60,000.00	\$170,000.00

Latitude: 40.745182 Longitude: -73.992148

Employer Name/Employer Address	Graph	Count	Mean Wage	Median Wage	Lowest Wage	Highest Wage
CDP NORTH AMERICA, INC., 127 WEST 26TH STREET, NEW YORK, NY (https://www.google.com/maps/place/127%20WEST%2026TH%20STREET,NEW%20YORK,NY)	Graph	1	\$42,900.00	\$42,900.00	\$42,900.00	\$42,900.00
DECOR AID LLC, 127 W 26TH STREET, NEW YORK, NY (https://www.google.com/maps/place/127%20W%2026TH%20STREET,NEW%20YORK,NY)	Graph	1	\$160,000.00	\$160,000.00	\$160,000.00	\$160,000.00

Employer Name/Employer Address	Graph	Count	Mean Wage	Median Wage	Lowest Wage	Highest Wage
SILENT MODELS USA, LLC, 127 WEST 26TH STREET, NEW YORK, NY (https://www.google.com/maps/place/127%20WEST%2026TH%20STREET,NEW%20YORK,NY)	Graph	1	\$75,000.00	\$75,000.00	\$75,000.00	\$75,000.00
SPG ARCHITECTS, LLP, 127 WEST 26TH STREET, SUITE 800, NEW YORK, NY (https://www.google.com/maps/place/127%20WEST%2026TH%20STREET,%20SUITE%20800,NEW%20YORK,NY)	Graph	1	\$65,000.00	\$65,000.00	\$65,000.00	\$65,000.00
Totals	Graph	4	\$85,725.00	\$65,000.00	\$42,900.00	\$110,000.00

Employer Name/Worksite Address	Graph	Count	Mean Wage	Median Wage	Lowest Wage	Highest Wage
AMPUSH LLC, 127 WEST 26TH ST., 7TH FLOOR, NEW YORK, NY (https://www.google.com/maps/place/127%20WEST%2026TH%20ST.,%207TH%20FLOOR,NEW%20YORK,NY)	Graph	1	\$136,968.00	\$136,968.00	\$136,968.00	\$136,968.00
CDP NORTH AMERICA, INC., 127 WEST 26TH STREET, NEW YORK, NY (https://www.google.com/maps/place/127%20WEST%2026TH%20STREET,NEW%20YORK,NY)	Graph	1	\$42,900.00	\$42,900.00	\$42,900.00	\$42,900.00
SILENT MODELS USA, LLC, 127 W. 26TH STREET, NEW YORK, NY (https://www.google.com/maps/place/127%20W.%2026TH%20STREET,NEW%20YORK,NY)	Graph	1	\$75,000.00	\$75,000.00	\$75,000.00	\$75,000.00
SPG ARCHITECTS, LLP, 127 WEST 26TH STREET, SUITE 800, NEW YORK, NY (https://www.google.com/maps/place/127%20WEST%2026TH%20STREET,%20SUITE%20800,NEW%20YORK,NY)	Graph	1	\$65,000.00	\$65,000.00	\$65,000.00	\$65,000.00
DECOR AID LLC, 127 W 26TH STREET, NEW YORK, NY (https://www.google.com/maps/place/127%20W%2026TH%20STREET,NEW%20YORK,NY)	Graph	2	\$132,500.00	\$105,000.00	\$105,000.00	\$110,000.00
Totals	Graph	6	\$97,478.00	\$75,000.00	\$42,900.00	\$110,000.00

Latitude: 40.745185 Longitude: -73.988815

Employer Name/Worksite Address	Graph	Count	Mean Wage	Median Wage	Lowest Wage	Highest Wage
EUROCONSULTANTS, INC., 1181 BROADWAY, NEW YORK, NY (https://www.google.com/maps/place/1181%20BROADWAY,NEW%20YORK,NY)	Graph	1	\$120,000.00	\$120,000.00	\$120,000.00	\$120,000.00
Totals	Graph	1	\$120,000.00	\$120,000.00	\$120,000.00	\$120,000.00

Latitude: 40.745214 Longitude: -73.980506

Employer Name/Employer Address	Graph	Count	Mean Wage	Median Wage	Lowest Wage	Highest Wage
GLENBERVIE HEALTH, LLC, 205 LEXINGTON AVENUE, NEW YORK, NY (https://www.google.com/maps/place/205%20LEXINGTON%20AVENUE,NEW%20YORK,NY)	Graph	1	\$110,000.00	\$110,000.00	\$110,000.00	\$110,000.00
MEDIAMORPH, INC., 205 LEXINGTON AVE 7TH FLOOR, NEW YORK, NY (https://www.google.com/maps/place/205%20LEXINGTON%20AVE%207TH%20FLOOR,NEW%20YORK,NY)	Graph	1	\$95,000.00	\$95,000.00	\$95,000.00	\$95,000.00
Totals	Graph	2	\$102,500.00	\$95,000.00	\$95,000.00	\$110,000.00

Employer Name/Worksite Address	Graph	Count	Mean Wage	Median Wage	Lowest Wage	Highest Wage
MEDIAMORPH, INC., 205 LEXINGTON AVE, 7TH FLOOR, NEW YORK, NY (https://www.google.com/maps/place/205%20LEXINGTON%20AVE,%207TH%20FLOOR,NEW%20YORK,NY)	Graph	1	\$95,000.00	\$95,000.00	\$95,000.00	\$95,000.00
Totals	Graph	1	\$95,000.00	\$95,000.00	\$95,000.00	\$95,000.00

Latitude: 40.745221 Longitude: -73.978294

Employer Name/Employer Address	Graph	Count	Mean Wage	Median Wage	Lowest Wage	Highest Wage
CATALYST GLOBAL LLC, 99MADISON AVENUE, NEW YORK, NY (https://www.google.com/maps/place/99MADISON%20AVENUE,NEW%20YORK,NY)	Graph	1	\$45,000.00	\$45,000.00	\$45,000.00	\$45,000.00
GRAPSEED MEDIA, LLC, 79 MADISON AVE, FL 3, NEW YORK, NY (https://www.google.com/maps/place/79%20MADISON%20AVE,%20FL%203,NEW%20YORK,NY)	Graph	1	\$80,000.00	\$80,000.00	\$80,000.00	\$80,000.00
LONGTAIL AD SOLUTIONS, INC., 2 PARK AVENUE, 10TH FLR., NEW YORK, NY (https://www.google.com/maps/place/2%20PARK%20AVENUE,%2010TH%20FLR.,NEW%20YORK,NY)	Graph	1	\$115,000.00	\$115,000.00	\$115,000.00	\$115,000.00

Employer Name/Employer Address	Graph	Count	Mean Wage	Median Wage	Low Wage
NEW YORK TCM CENTER, INC, 161 MADISON AVE 12FL, NEW YORK, NY (https://www.google.com/maps/place/161%20MADISON%20AVE%2012FL,NEW%20YORK,NY)	Graph	1	\$52,000.00	\$52,000.00	\$52
NYU LANGONE HEALTH SYSTEM, 550 FIRST AVENUE, MSB 153, NEW YORK, NY (https://www.google.com/maps/place/550%20FIRST%20AVENUE,%20MSB%20153,NEW%20YORK,NY)	Graph	1	\$141,750.00	\$141,750.00	\$141
SALTWATERNYC LLC, 52 PARK AVENUE, UNIT 12, NEW YORK, NY (https://www.google.com/maps/place/52%20PARK%20AVENUE,%20UNIT%2012,NEW%20YORK,NY)	Graph	1	\$45,000.00	\$45,000.00	\$45
SENSIBLE MEDICAL INNOVATIONS INC., 90 PARK AVENUE, 17T FLOOR, NEW YORK, NY (https://www.google.com/maps/place/90%20PARK%20AVENUE,%2017T%20FLOOR,NEW%20YORK,NY)	Graph	1	\$64,480.00	\$64,480.00	\$64
TAKE 31 INC., 15 EAST 31 STREET, 1 FLOOR, NEW YORK, NY (https://www.google.com/maps/place/15%20EAST%2031%20STREET,%201%20FLOOR,NEW%20YORK,NY)	Graph	1	\$52,000.00	\$52,000.00	\$52
TMS PLUMBING AND HEATING CORP., 121 EAST 131ST STREET, NEW YORK, NY (https://www.google.com/maps/place/121%20EAST%20131ST%20STREET,NEW%20YORK,NY)	Graph	1	\$72,300.80	\$72,300.80	\$72
UNIFIED FIELD INC., 33 EAST 33 RD STREET, SUITE 1107, NEW YORK, NY (https://www.google.com/maps/place/33%20EAST%2033%20RD%20%20STREET,%20%20SUITE%201107,NEW%20YORK,NY)	Graph	1	\$62,500.00	\$62,500.00	\$62
ASHCAN STUDIO OF ART, INC., 45 EAST 34TH ST. 4FL, NEW YORK, NY (https://www.google.com/maps/place/45%20EAST%2034TH%20ST.%204FL,NEW%20YORK,NY)	Graph	2	\$45,760.00	\$45,760.00	\$45
ENVIRONETICS GROUP INC., 116 E 27TH ST. 2ND FL., NEW YORK, NY (https://www.google.com/maps/place/116%20E%2027TH%20ST.%202ND%20FL.,NEW%20YORK,NY)	Graph	2	\$46,000.00	\$41,000.00	\$41
EVENT NJ, INC, 280 MADISON AVENUE, 705, NEW YORK, NY (https://www.google.com/maps/place/280%20MADISON%20AVENUE,%20705,NEW%20YORK,NY)	Graph	2	\$37,750.00	\$37,500.00	\$37
FDC GLOBAL, LLC, 132 EAST 35TH ST. 15E, NEW YORK, NY (https://www.google.com/maps/place/132%20EAST%2035TH%20ST.%2015E,NEW%20YORK,NY)	Graph	2	\$90,000.00	\$90,000.00	\$90
NYU LANGONE HEALTH SYSTEM, 550 FIRST AVENUE MSB 153, NEW YORK, NY (https://www.google.com/maps/place/550%20FIRST%20AVENUE%20MSB%20153,NEW%20YORK,NY)	Graph	4	\$100,109.50	\$82,638.00	\$72
Totals	Graph	22	\$71,340.40	\$62,500.00	\$37

Employer Name/Worksite Address	Graph	Count	Mean Wage	Median Wage
ACTUALIZE CONSULTING, LLC, ACTUALIZE CONSULTING, LLC, NEW YORK, NY (https://www.google.com/maps/place/ACTUALIZE%20CONSULTING,%20LLC,NEW%20YORK,NY)	Graph	1	\$75,000.00	\$75,000.00
AH INFOTECH LLC, 6 EAST 32 STREET, NEW YORK, NY (https://www.google.com/maps/place/6%20EAST%2032%20STREET,NEW%20YORK,NY)	Graph	1	\$70,221.00	\$70,221.00
AMTEX SYSTEMS, INC., CHURCH PENSION GROUP (CPG), NEW YORK, NY (https://www.google.com/maps/place/CHURCH%20PENSION%20GROUP%20(CPG),NEW%20YORK,NY)	Graph	1	\$72,000.00	\$72,000.00
ANTUIT, INC., ANTUIT, INC., NEW YORK, NY (https://www.google.com/maps/place/ANTUIT,%20INC.,NEW%20YORK,NY)	Graph	1	\$120,000.00	\$120,000.00
ARAMARA BEAUTY LLC, 443 PARK AVENUE SOUTH, NEW YORK, NY (https://www.google.com/maps/place/443%20PARK%20AVENUE%20SOUTH,NEW%20YORK,NY)	Graph	1	\$41,600.00	\$41,600.00
BOILL HOLDING USA INC., BOILL HOLDING USA, INC., 260 MADISON AVENUE, NEW YORK, NY (https://www.google.com/maps/place/BOILL%20HOLDING%20USA,%20INC.,%20260%20MADISON%20AVENUE,NEW%20YORK,NY)	Graph	1	\$75,000.00	\$75,000.00
CAMBRIDGE SYSTEMATICS, INC., 38 EAST 32ND STREET, NEW YORK, NY (https://www.google.com/maps/place/38%20EAST%2032ND%20STREET,NEW%20YORK,NY)	Graph	1	\$70,000.00	\$70,000.00
CARRERA Y CARRERA AMERICAS, INC., 148 MADISON AVENUE, NEW YORK, NY (https://www.google.com/maps/place/148%20MADISON%20AVENUE,NEW%20YORK,NY)	Graph	1	\$52,000.00	\$52,000.00
CHD HOME TEXTILES LLC, 255 5TH AVENUE, NEW YORK, NY (https://www.google.com/maps/place/255%205TH%20AVENUE,NEW%20YORK,NY)	Graph	1	\$55,764.80	\$55,764.80
CHEMISTRY GROUP INC, 79 MADISON AVENUE, NEW YORK, NY (https://www.google.com/maps/place/79%20MADISON%20AVENUE,NEW%20YORK,NY)	Graph	1	\$105,000.00	\$105,000.00
CHRONICLE CAPITAL MANAGEMENT, 25 EAST 38TH ST, NEW YORK, NY (https://www.google.com/maps/place/25%20EAST%2038TH%20ST,NEW%20YORK,NY)	Graph	1	\$69,389.00	\$69,389.00
CRITEO CORP, CRITEO CORP, NEW YORK, NY (https://www.google.com/maps/place/CRITEO%20CORP,NEW%20YORK,NY)	Graph	1	\$90,000.00	\$90,000.00
CROSS COMMERCE MEDIA, INC., 130 MADISON AVE, NEW YORK, NY (https://www.google.com/maps/place/130%20MADISON%20AVE,NEW%20YORK,NY)	Graph	1	\$125,000.00	\$125,000.00
CYBAGE SOFTWARE INC, MEDIAMORPH, NEW YORK, NY (https://www.google.com/maps/place/MEDIAMORPH,NEW%20YORK,NY)	Graph	1	\$70,000.00	\$70,000.00
DATAART SOLUTIONS, INC., 475 PARK AVENUE SOUTH, NEW YORK, NY (https://www.google.com/maps/place/475%20PARK%20AVENUE%20SOUTH,NEW%20YORK,NY)	Graph	1	\$56,805.00	\$56,805.00

Employer Name/Worksite Address	Graph	Count	Mean Wage	Median Wage
DELTA GALIL USA INC, 2 PARK AVENUE, NEW YORK, NY (https://www.google.com/maps/place/2%20PARK%20AVENUE,NEW%20YORK,NY)	Graph	1	\$85,000.00	\$85,000.00
EGEN SOLUTIONS, INC., 350 HUDSON ST, NEW YORK, NY (https://www.google.com/maps/place/350%20HUDSON%20ST,NEW%20YORK,NY)	Graph	1	\$87,360.00	\$87,360.00
FACTSET RESEARCH SYSTEMS, INC., FACTSET RESEARCH SYSTEMS, INC., NEW YORK, NY (https://www.google.com/maps/place/FACTSET%20RESEARCH%20SYSTEMS,%20INC.,NEW%20YORK,NY)	Graph	1	\$90,000.00	\$90,000.00
FUNDATION GROUP LLC, 9 EAST 37TH ST, NEW YORK, NY (https://www.google.com/maps/place/9%20EAST%2037TH%20ST,NEW%20YORK,NY)	Graph	1	\$135,000.00	\$135,000.00
GLENBERVIE HEALTH, LLC, 205 LEXINGTON AVENUE, NEW YORK, NY (https://www.google.com/maps/place/205%20LEXINGTON%20AVENUE,NEW%20YORK,NY)	Graph	1	\$110,000.00	\$110,000.00
GRAPESEED MEDIA, LLC, 79 MADISON AVE, FL 3, NEW YORK, NY (https://www.google.com/maps/place/79%20MADISON%20AVE,%20FL%203,NEW%20YORK,NY)	Graph	1	\$80,000.00	\$80,000.00
GROUP PMX, LLC, NEW YORK UNIVERSITY LANGONE MEDICAL CENTER, NEW YORK, NY (https://www.google.com/maps/place/NEW%20YORK%20UNIVERSITY%20LANGONE%20MEDICAL%20CENTER,NEW%20YORK,NY)	Graph	1	\$74,460.00	\$74,460.00
HEAD AND HAND PR, LLC, 149 BROADWAY, NEW YORK, NY (https://www.google.com/maps/place/149%20BROADWAY,NEW%20YORK,NY)	Graph	1	\$98,072.00	\$98,072.00
HILLMANN DIBERNARDO & ASSOCIATES, 10 EAST 38TH STREET, 5TH FLOOR, NEW YORK, NY (https://www.google.com/maps/place/10%20EAST%2038TH%20STREET,%205TH%20FLOOR,NEW%20YORK,NY)	Graph	1	\$46,000.00	\$46,000.00
IHEARTMEDIA MANAGEMENT SERVICES, INC., 99 PARK AVENUE 2ND FL., NEW YORK, NY (https://www.google.com/maps/place/99%20PARK%20AVENUE%202ND%20FL.,NEW%20YORK,NY)	Graph	1	\$82,500.00	\$82,500.00
INTEGRATIVE NUTRITION INC., INTEGRATIVE NUTRITION INC., NEW YORK, NY (https://www.google.com/maps/place/INTEGRATIVE%20NUTRITION%20INC.,NEW%20YORK,NY)	Graph	1	\$110,000.00	\$110,000.00
JACLYN APPAREL LLC, 33 EAST 33RD STREET, NEW YORK, NY (https://www.google.com/maps/place/33%20EAST%2033RD%20STREET,NEW%20YORK,NY)	Graph	1	\$60,000.00	\$60,000.00
KA NOVO GROUP, LLC, 8 EAST 36TH STREET, NEW YORK, NY (https://www.google.com/maps/place/8%20EAST%2036TH%20STREET,NEW%20YORK,NY)	Graph	1	\$52,083.20	\$52,083.20
LONGTAIL AD SOLUTIONS, INC., 2 PARK AVENUE, 10TH FLR., NEW YORK, NY (https://www.google.com/maps/place/2%20PARK%20AVENUE,%2010TH%20FLR.,NEW%20YORK,NY)	Graph	1	\$115,000.00	\$115,000.00
MEMORIAL SLOAN-KETTERING CANCER CENTER, 600 THRIRD AVENUE, NEW YORK, NY (https://www.google.com/maps/place/600%20THRIRD%20AVENUE,NEW%20YORK,NY)	Graph	1	\$70,685.00	\$70,685.00
NEW YORK TCM CENTER, INC, 161 MADISON AVE 12FL, NEW YORK, NY (https://www.google.com/maps/place/161%20MADISON%20AVE%2012FL,NEW%20YORK,NY)	Graph	1	\$52,000.00	\$52,000.00
NEW YORK UNIVERSITY SCHOOL OF MEDICINE, 22 FIRST AVENUE, NEW YORK, NY (https://www.google.com/maps/place/22%20FIRST%20AVENUE,NEW%20YORK,NY)	Graph	1	\$47,476.00	\$47,476.00
NEW YORK UNIVERSITY SCHOOL OF MEDICINE, 240 EAST 38TH STREET, NEW YORK, NY (https://www.google.com/maps/place/240%20EAST%2038TH%20STREET,NEW%20YORK,NY)	Graph	1	\$98,389.20	\$98,389.20
NEW YORK UNIVERSITY SCHOOL OF MEDICINE, 435 EAST 30TH STREET, NEW YORK, NY (https://www.google.com/maps/place/435%20EAST%2030TH%20STREET,NEW%20YORK,NY)	Graph	1	\$47,476.00	\$47,476.00
NEW YORK UNIVERSITY SCHOOL OF MEDICINE, 462 FIRST AVENUE, NEW YORK, NY (https://www.google.com/maps/place/462%20FIRST%20AVENUE,NEW%20YORK,NY)	Graph	1	\$52,000.00	\$52,000.00
PACIFIC CULTURE ENTERPRISES, INC., 15 EAST 40TH ST, NEW YORK, NY (https://www.google.com/maps/place/15%20EAST%2040TH%20ST,NEW%20YORK,NY)	Graph	1	\$44,428.80	\$44,428.80
PEPPERCOMM, 470 PARK AVE S 4TH FL, NEW YORK, NY (https://www.google.com/maps/place/470%20PARK%20AVE%20S%204TH%20FL,NEW%20YORK,NY)	Graph	1	\$130,000.00	\$130,000.00
PEPPERCOMM, 470 PARK AVE S, NEW YORK, NY (https://www.google.com/maps/place/470%20PARK%20AVE%20S,NEW%20YORK,NY)	Graph	1	\$43,000.00	\$43,000.00
POPDUST, INC., 6 EAST WEST 32ND STREET, 8TH FLOOR, NEW YORK, NY (https://www.google.com/maps/place/6%20EAST%20WEST%2032ND%20STREET,%208TH%20FLOOR,NEW%20YORK,NY)	Graph	1	\$48,796.80	\$48,796.80
PREPD, INC., 135 MADISON AVENUE, NEW YORK, NY (https://www.google.com/maps/place/135%20MADISON%20AVENUE,NEW%20YORK,NY)	Graph	1	\$96,000.00	\$96,000.00
RELAY DELIVERY, INC, 440 PARK AVE SOUTH, NEW YORK, NY (https://www.google.com/maps/place/440%20PARK%20AVE%20SOUTH,NEW%20YORK,NY)	Graph	1	\$95,000.00	\$95,000.00
RENOWNED CORP, 32 EAST 32 STREET, NEW YORK, NY (https://www.google.com/maps/place/32%20EAST%20%2032%20STREET,NEW%20YORK,NY)	Graph	1	\$56,000.00	\$56,000.00
SAISK INC., 1 PARK AVENUE, NEW YORK, NY (https://www.google.com/maps/place/1%20PARK%20AVENUE,NEW%20YORK,NY)	Graph	1	\$70,000.00	\$70,000.00
SOFTCRYLIC LLC., TRIUMPH LEARNING, NEW YORK, NY (https://www.google.com/maps/place/TRIUMPH%20LEARNING,NEW%20YORK,NY)	Graph	1	\$70,221.00	\$70,221.00

Employer Name/Worksite Address	Graph	Count	Mean Wage	Median Wage
STANDAV CORP, NYU 1 PARK AVE, NEW YORK, NY (https://www.google.com/maps/place/NYU%201%20PARK%20AVE,NEW%20YORK,NY)	Graph	1	\$90,000.00	\$90,000.00
STEPHEN B. JACOBS GROUP, P.C., 381 PARK AVENUE SOUTH, NEW YORK, NY (https://www.google.com/maps/place/381%20PARK%20AVENUE%20SOUTH,NEW%20YORK,NY)	Graph	1	\$115,000.00	\$115,000.00
SWANKTEK INC, HSBC, NEW YORK, NY (https://www.google.com/maps/place/HSBC,NEW%20YORK,NY)	Graph	1	\$65,000.00	\$65,000.00
TAKE 31 INC., 15 EAST 31 STREET, 1 FLOOR, NEW YORK, NY (https://www.google.com/maps/place/15%20EAST%2031%20STREET,%201%20FLOOR,NEW%20YORK,NY)	Graph	1	\$52,000.00	\$52,000.00
TECHLAND INC, 200 WEST STREET, NEW YORK, NY (https://www.google.com/maps/place/200%20WEST%20STREET,NEW%20YORK,NY)	Graph	1	\$90,000.00	\$90,000.00
TECHNOSPHERE INC., 1 PARK AVE., NEW YORK, NY (https://www.google.com/maps/place/1%20PARK%20AVE.,NEW%20YORK,NY)	Graph	1	\$53,165.00	\$53,165.00
THE CITY UNIVERSITY OF NEW YORK, 395 HUDSON STREET, NEW YORK, NY (https://www.google.com/maps/place/395%20HUDSON%20STREET,NEW%20YORK,NY)	Graph	1	\$92,014.00	\$92,014.00
TMS PLUMBING AND HEATING CORP., 121 EAST 131ST STREET, NEW YORK, NY (https://www.google.com/maps/place/121%20EAST%20131ST%20STREET,NEW%20YORK,NY)	Graph	1	\$72,300.80	\$72,300.80
TRENDWELL INC., 16 EAST 40TH ST., NEW YORK, NY (https://www.google.com/maps/place/16%20EAST%2040TH%20ST.,NEW%20YORK,NY)	Graph	1	\$40,000.00	\$40,000.00
TRIVIATOWN, INC., DARK ROAST MEDIA - 79 MADISON AVENUE, NEW YORK, NY (https://www.google.com/maps/place/DARK%20ROAST%20MEDIA%20-%2079%20MADISON%20AVENUE,NEW%20YORK,NY)	Graph	1	\$60,000.00	\$60,000.00
UNIFIED FIELD INC., 33 EAST 33 RD STREET, SUITE 1107, NEW YORK, NY (https://www.google.com/maps/place/33%20EAST%2033%20RD%20%20STREET,%20%20SUITE%201107,NEW%20YORK,NY)	Graph	1	\$62,500.00	\$62,500.00
VITECH SYSTEMS GROUP, INC., 401 PARK AVENUE SOUTH, 12TH FL, NEW YORK, NY (https://www.google.com/maps/place/401%20PARK%20AVENUE%20SOUTH,%2012TH%20FL,NEW%20YORK,NY)	Graph	1	\$120,000.00	\$120,000.00
ZUORA, INC., 205 E 42ND STREET, NEW YORK CITY, NY (https://www.google.com/maps/place/205%20E%2042ND%20STREET,NEW%20YORK%20CITY,NY)	Graph	1	\$110,000.00	\$110,000.00
ASHCAN STUDIO OF ART, INC., 45 EAST 34TH ST. 4FL, NEW YORK, NY (https://www.google.com/maps/place/45%20EAST%2034TH%20ST.%204FL,NEW%20YORK,NY)	Graph	2	\$45,760.00	\$45,760.00
COSMOLEDO LLC, 373 PARK AVENUE SOUTH, NEW YORK, NY (https://www.google.com/maps/place/373%20PARK%20AVENUE%20SOUTH,NEW%20YORK,NY)	Graph	2	\$115,000.00	\$115,000.00
CRISIL IREVNA US LLC, 750 7TH AVENUE, NEW YORK, NY (https://www.google.com/maps/place/750%207TH%20AVENUE,NEW%20YORK,NY)	Graph	2	\$60,000.00	\$60,000.00
EGEN SOLUTIONS, INC., 30 HUDSON ST, NEW YORK, NY (https://www.google.com/maps/place/30%20HUDSON%20ST,NEW%20YORK,NY)	Graph	2	\$87,360.00	\$87,360.00
ENIGMA TECHNOLOGIES INC., 245 5TH AVENUE, NEW YORK, NY (https://www.google.com/maps/place/245%205TH%20AVENUE,NEW%20YORK,NY)	Graph	2	\$100,000.00	\$80,000.00
ENVIRONETICS GROUP INC., 116 E 27TH ST. 2ND FL., NEW YORK, NY (https://www.google.com/maps/place/116%20E%2027TH%20ST.%202ND%20FL.,NEW%20YORK,NY)	Graph	2	\$46,000.00	\$41,000.00
EVENT NJ, INC, 280 MADISON AVENUE, 705, NEW YORK, NY (https://www.google.com/maps/place/280%20MADISON%20AVENUE,%20705,NEW%20YORK,NY)	Graph	2	\$37,750.00	\$37,500.00
FDC GLOBAL, LLC, 132 EAST 35TH ST. 15E, NEW YORK, NY (https://www.google.com/maps/place/132%20EAST%2035TH%20ST.%2015E,NEW%20YORK,NY)	Graph	2	\$90,000.00	\$90,000.00
FEW MODA, INC., FEW MODA, INC., NEW YORK, NY (https://www.google.com/maps/place/FEW%20MODA,%20INC.,NEW%20YORK,NY)	Graph	2	\$56,628.00	\$55,764.80
GRAND CHINDEX INC, 275 MADISON AVENUE, FL 6, NEW YROK, NY (https://www.google.com/maps/place/275%20MADISON%20AVENUE,%20FL%206,NEW%20YROK,NY)	Graph	2	\$47,590.40	\$47,590.40
IPR B&H INC., 1350 AVENUE OF THE AMERICAS, NEW YORK, NY (https://www.google.com/maps/place/1350%20AVENUE%20OF%20THE%20AMERICAS,NEW%20YORK,NY)	Graph	2	\$64,937.00	\$64,937.00
IT IDEOLOGY LLC, NYU LANGONE MEDICAL CENTER, NEW YORK, NY (https://www.google.com/maps/place/NYU%20LANGONE%20MEDICAL%20CENTER,NEW%20YORK,NY)	Graph	2	\$70,221.00	\$70,221.00
NEW YORK UNIVERSITY HOSPITALS CENTER, ONE PARK AVENUE, NEW YORK, NY (https://www.google.com/maps/place/ONE%20PARK%20AVENUE,NEW%20YORK,NY)	Graph	2	\$70,906.50	\$64,813.00
NEW YORK UNIVERSITY SCHOOL OF MEDICINE, 450 EAST 29TH STREET, NEW YORK, NY (https://www.google.com/maps/place/450%20EAST%2029TH%20STREET,NEW%20YORK,NY)	Graph	2	\$96,023.50	\$62,047.00
NEWCASTLE REALTY SERVICES, LLC, 270 MADISON AVENUE, NEW YORK, NY (https://www.google.com/maps/place/270%20MADISON%20AVENUE,NEW%20YORK,NY)	Graph	2	\$94,500.00	\$94,500.00
NEWSCRED, INC., 386 PARK AVENUE SOUTH, NEW YORK, NY (https://www.google.com/maps/place/386%20PARK%20AVENUE%20SOUTH,NEW%20YORK,NY)	Graph	2	\$147,500.00	\$115,000.00

Employer Name/Worksite Address	Graph	Count	Mean Wage	Median Wage
SOFTCRYLIC LLC., DENTSU COMMUNICATIONS INC, NEW YORK, NY (https://www.google.com/maps/place/DENTSU%20COMMUNICATIONS%20INC,NEW%20YORK,NY)	Graph	2	\$111,405.00	\$111,405.00
SOLOMON PAGE GROUP LLC, 5 TIMES SQUARE, NEW YORK, NY (https://www.google.com/maps/place/5%20TIMES%20SQUARE,NEW%20YORK,NY)	Graph	2	\$101,996.50	\$70,000.00
AURO PRO SYSTEMS, INC, CHURCH PENSION GROUP, NEW YORK, NY (https://www.google.com/maps/place/CHURCH%20PENSION%20GROUP,NEW%20YORK,NY)	Graph	3	\$74,073.67	\$76,000.00
HOWARD HUGHES MEDICAL INSTITUTE, HHMI/NYU SCHOOL OF MEDICINE, NEW YORK, NY (https://www.google.com/maps/place/HHMI/NYU%20SCHOOL%20OF%20MEDICINE,NEW%20YORK,NY)	Graph	3	\$66,666.67	\$70,000.00
NEW YORK UNIVERSITY HOSPITALS CENTER, 545 FIRST AVENUE, NEW YORK, NY (https://www.google.com/maps/place/545%20FIRST%20AVENUE,NEW%20YORK,NY)	Graph	3	\$63,333.33	\$60,000.00
NEW YORK UNIVERSITY SCHOOL OF MEDICINE, 540 FIRST AVENUE, NEW YORK, NY (https://www.google.com/maps/place/540%20FIRST%20AVENUE,NEW%20YORK,NY)	Graph	3	\$61,872.00	\$57,504.00
NEW YORK UNIVERSITY SCHOOL OF MEDICINE, 430 EAST 29TH STREET, NEW YORK, NY (https://www.google.com/maps/place/430%20EAST%2029TH%20STREET,NEW%20YORK,NY)	Graph	5	\$73,600.00	\$59,000.00
MEIXIN GROUP, INC., 261 MADISON AVENUE, NEW YORK, NY (https://www.google.com/maps/place/261%20MADISON%20AVENUE,NEW%20YORK,NY)	Graph	7	\$61,437.94	\$62,961.60
NEW YORK UNIVERSITY SCHOOL OF MEDICINE, 522 FIRST AVENUE, NEW YORK, NY (https://www.google.com/maps/place/522%20FIRST%20AVENUE,NEW%20YORK,NY)	Graph	9	\$64,518.67	\$68,640.00
TARGET HEALTH, INC., 261 MADISON AVENUE, 24 FLOOR, NEW YORK, NY (https://www.google.com/maps/place/261%20MADISON%20AVENUE,%2024%20FLOOR,NEW%20YORK,NY)	Graph	9	\$56,735.44	\$57,491.00
RENOWNED CORP, 31 EAST 32 STREET, NEW YORK, NY (https://www.google.com/maps/place/31%20EAST%20%202032%20STREET,NEW%20YORK,NY)	Graph	10	\$65,470.00	\$70,300.00
NEW YORK UNIVERSITY SCHOOL OF MEDICINE, 550 FIRST AVENUE, NEW YORK, NY (https://www.google.com/maps/place/550%20FIRST%20AVENUE,NEW%20YORK,NY)	Graph	13	\$62,958.95	\$57,000.00
FACTSET RESEARCH SYSTEMS, INC., FACTSET RESEARCH SYSTEMS INC., NEW YORK, NY (https://www.google.com/maps/place/FACTSET%20RESEARCH%20SYSTEMS%20INC.,NEW%20YORK,NY)	Graph	40	\$93,525.00	\$90,000.00
MPHASIS CORPORATION, MPHASIS CORPORATION, NEW YORK, NY (https://www.google.com/maps/place/MPHASIS%20CORPORATION,NEW%20YORK,NY)	Graph	60	\$95,236.33	\$91,562.00
RENOWNED CORP, 31 EAST 32 STREET, NEW YORK, NY (https://www.google.com/maps/place/31%20EAST%2032%20STREET,NEW%20YORK,NY)	Graph	68	\$63,119.12	\$64,900.00
Totals	Graph	326	\$77,335.89	\$70,300.00

Latitude: 40.745235 Longitude: -73.982606

Employer Name/Employer Address	Graph	Count	Mean Wage	Median Wage	Lowest Wage	Highest Wage
15 SECONDS OF FAME, INC., 461 PARK AVENUE SOUTH, NEW YORK, NY (https://www.google.com/maps/place/461%20PARK%20AVENUE%20SOUTH,NEW%20YORK,NY)	Graph	1	\$105,000.00	\$105,000.00	\$105,000.00	\$105,000.00
Totals	Graph	1	\$105,000.00	\$105,000.00	\$105,000.00	\$105,000.00

Employer Name/Worksite Address	Graph	Count	Mean Wage	Median Wage	Lowest Wage	Highest Wage
15 SECONDS OF FAME, INC., 461 PARK AVENUE SOUTH, NEW YORK, NY (https://www.google.com/maps/place/461%20PARK%20AVENUE%20SOUTH,NEW%20YORK,NY)	Graph	1	\$105,000.00	\$105,000.00	\$105,000.00	\$105,000.00
Totals	Graph	1	\$105,000.00	\$105,000.00	\$105,000.00	\$105,000.00

Latitude: 40.745241 Longitude: -73.888209

Employer Name/Employer Address	Graph	Count	Mean Wage	Median Wage	Lowest Wage	Highest Wage
UNITED STAFFING REGISTRY, INC., 77-04 BROADWAY, ELMHURST, NY (https://www.google.com/maps/place/77-04%20BROADWAY,ELMHURST,NY)	Graph	1	\$57,346.00	\$57,346.00	\$57,346.00	\$57,346.00
Totals	Graph	1	\$57,346.00	\$57,346.00	\$57,346.00	\$57,346.00

Employer Name/Worksite Address	Graph	Count	Mean Wage	Median Wage	Lowest Wage	Highest Wage
UNITED STAFFING REGISTRY, INC., 77-04 BROADWAY, ELMHURST, NY (https://www.google.com/maps/place/77-04%20BROADWAY,ELMHURST,NY)	Graph	1	\$57,346.00	\$57,346.00	\$57,346.00	\$57,346.00
Totals	Graph	1	\$57,346.00	\$57,346.00	\$57,346.00	\$57,346.00

Latitude: 40.745247 Longitude: -73.980645

Employer Name/Employer Address	Graph	Count	Mean Wage	Median Wage	Lowest Wage	Highest Wage
DUNE NORTH AMERICA LLC, 200 LEXINGTON AVE., NEW YORK, NY (https://www.google.com/maps/place/200%20LEXINGTON%20AVE.,NEW%20YORK,NY)	Graph	1	\$56,160.00	\$56,160.00	\$56,160.00	\$56,160.00
LURLINE BAY, LLC, 200 LEXINGTON AVENUE, NEW YORK, NY (https://www.google.com/maps/place/200%20LEXINGTON%20AVENUE,NEW%20YORK,NY)	Graph	1	\$120,000.00	\$120,000.00	\$120,000.00	\$120,000.00
Totals	Graph	2	\$88,080.00	\$56,160.00	\$56,160.00	\$120,000.00

Employer Name/Worksite Address	Graph	Count	Mean Wage	Median Wage	Lowest Wage	Highest Wage
DUNE NORTH AMERICA LLC, 200 LEXINGTON AVE., NEW YORK, NY (https://www.google.com/maps/place/200%20LEXINGTON%20AVE.,NEW%20YORK,NY)	Graph	1	\$56,160.00	\$56,160.00	\$56,160.00	\$56,160.00
Totals	Graph	1	\$56,160.00	\$56,160.00	\$56,160.00	\$56,160.00

Latitude: 40.74528 Longitude: -73.99238

Employer Name/Employer Address	Graph	Count	Mean Wage	Median Wage	Lowest Wage	Highest Wage
APOLLO BUILDERS LLC, 135 WEST 26TH STREET, NEW YORK, NY (https://www.google.com/maps/place/135%20WEST%2026TH%20STREET,NEW%20YORK,NY)	Graph	1	\$70,000.00	\$70,000.00	\$70,000.00	\$70,000.00
CREATIVE SOLUTIONS SERVICES, LLC., 135 WEST 26TH STREET, SUITE 7B, NEW YORK, NY (https://www.google.com/maps/place/135%20WEST%2026TH%20STREET,%20SUITE%207B,NEW%20YORK,NY)	Graph	1	\$90,000.00	\$90,000.00	\$90,000.00	\$90,000.00
HOST COMMITTEE, INC., 135 WEST 26TH STREET, NEW YORK, NY (https://www.google.com/maps/place/135%20WEST%2026TH%20STREET,NEW%20YORK,NY)	Graph	1	\$90,000.00	\$90,000.00	\$90,000.00	\$90,000.00
KOGNITO SOLUTIONS LLC, 135 W 26TH STREET, NEW YORK, NY (https://www.google.com/maps/place/135%20W%2026TH%20STREET,NEW%20YORK,NY)	Graph	1	\$49,000.00	\$49,000.00	\$49,000.00	\$49,000.00
MEG SHARPE LLC, 135 WEST 26TH ST STE 3B, NEW YORK CITY, NY (https://www.google.com/maps/place/135%20WEST%2026TH%20ST%20STE%203B,NEW%20YORK%20CITY,NY)	Graph	1	\$60,000.00	\$60,000.00	\$60,000.00	\$60,000.00
OLIVER COPE ARCHITECT, LLC, 135 WEST 26TH STREET, NEW YORK, NY (https://www.google.com/maps/place/135%20WEST%2026TH%20STREET,NEW%20YORK,NY)	Graph	1	\$82,500.00	\$82,500.00	\$82,500.00	\$82,500.00
THE ICELANDIC MILK & SKYR CORPORATION, 135 WEST 26TH STREET, NEW YORK, NY (https://www.google.com/maps/place/135%20WEST%2026TH%20STREET,NEW%20YORK,NY)	Graph	1	\$62,000.00	\$62,000.00	\$62,000.00	\$62,000.00
CREATIVE SOLUTIONS SERVICES, LLC., 135 WEST 26TH STREET, SUITE 4A, NEW YORK, NY (https://www.google.com/maps/place/135%20WEST%2026TH%20STREET,%20SUITE%204A,NEW%20YORK,NY)	Graph	3	\$47,893.33	\$47,840.00	\$47,840.00	\$48,000.00
MAYSTREET LLC, 135 W 26TH STREET, NEW YORK, NY (https://www.google.com/maps/place/135%20W%2026TH%20STREET,NEW%20YORK,NY)	Graph	3	\$113,333.33	\$95,000.00	\$95,000.00	\$150,000.00
Totals	Graph	13	\$75,936.92	\$70,000.00	\$47,840.00	\$150,000.00

Employer Name/Worksite Address	Graph	Count	Mean Wage	Median Wage	Lowest Wage
CREATIVE SOLUTIONS SERVICES, LLC., 135 WEST 26TH STREET, SUITE 7B, NEW YORK, NY (https://www.google.com/maps/place/135%20WEST%2026TH%20STREET,%20SUITE%207B,NEW%20YORK,NY)	Graph	1	\$90,000.00	\$90,000.00	\$90,000.00
MEG SHARPE LLC, 135 WEST 26TH STREET SUITE 3B, NEW YORK CITY, NY (https://www.google.com/maps/place/135%20WEST%2026TH%20STREET%20SUITE%203B,NEW%20YORK%20CITY,NY)	Graph	1	\$60,000.00	\$60,000.00	\$60,000.00
THE ICELANDIC MILK & SKYR CORPORATION, 135 W 26TH ST, NEW YORK, NY (https://www.google.com/maps/place/135%20W%2026TH%20ST,NEW%20YORK,NY)	Graph	1	\$62,000.00	\$62,000.00	\$62,000.00
CREATIVE SOLUTIONS SERVICES, LLC., 135 WEST 26TH STREET, SUITE 4A, NEW YORK, NY (https://www.google.com/maps/place/135%20WEST%2026TH%20STREET,%20SUITE%204A,NEW%20YORK,NY)	Graph	3	\$47,893.33	\$47,840.00	\$47,840.00

Employer Name/Worksite Address	Graph	Count	Mean Wage	Median Wage	Lowest Wage
HOST COMMITTEE, INC., 135 WEST 26TH STREET, NEW YORK, NY (https://www.google.com/maps/place/135%20WEST%2026TH%20STREET,NEW%20YORK,NY)	Graph	4	\$91,875.04	\$82,500.00	\$70,000.00
MAYSTREET LLC, 135 W 26TH STREET, NEW YORK, NY (https://www.google.com/maps/place/135%20W%2026TH%20STREET,NEW%20YORK,NY)	Graph	4	\$97,250.00	\$95,000.00	\$49,000.00
Totals	Graph	14	\$79,441.44	\$70,000.00	\$47,840.00

Latitude: 40.745294 Longitude: -73.760583

Employer Name/Worksite Address	Graph	Count	Mean Wage	Median Wage	Lowest Wage	Highest Wage
QUEENSBOROUGH COMMUNITY COLLEGE, QUEENSBOROUGH COMMUNITY COLLEGE, BAYSIDE, NY (https://www.google.com/maps/place/QUEENSBOROUGH%20COMMUNITY%20COLLEGE,BAYSIDE,NY)	Graph	3	\$78,426.33	\$77,317.00	\$77,317.00	\$80,645.00
Totals	Graph	3	\$78,426.33	\$77,317.00	\$77,317.00	\$80,645.00

Latitude: 40.745295 Longitude: -74.032112

Employer Name/Employer Address	Graph	Count	Mean Wage	Median Wage	Lowest Wage	Highest Wage
GUY CARPENTER & COMPANY, LLC., WATERFRONT CORPORATE CENTER, 121 RIVER STREET, HOBOKEN, NJ (https://www.google.com/maps/place/WATERFRONT%20CORPORATE%20CENTER,%20121%20RIVER%20STREET,HOBOKEN,NJ)	Graph	1	\$84,864.00	\$84,864.00	\$84,864.00	\$84,864.00
MARSH & MCLENNAN SHARED SERVICES CORPORATION, WATERFRONT CORPORATE CENTER, HOBOKEN, NJ (https://www.google.com/maps/place/WATERFRONT%20CORPORATE%20CENTER,HOBOKEN,NJ)	Graph	1	\$102,000.00	\$102,000.00	\$102,000.00	\$102,000.00
MARSH USA, INC., WATERFRONT CORPORATE CENTER, HOBOKEN, NJ (https://www.google.com/maps/place/WATERFRONT%20CORPORATE%20CENTER,HOBOKEN,NJ)	Graph	1	\$97,600.00	\$97,600.00	\$97,600.00	\$97,600.00
MERCER HEALTH & BENEFITS LLC, WATERFRONT CORPORATE CENTER, HOBOKEN, NJ (https://www.google.com/maps/place/WATERFRONT%20CORPORATE%20CENTER,HOBOKEN,NJ)	Graph	2	\$88,000.00	\$73,000.00	\$73,000.00	\$88,000.00
MERCER INVESTMENT CONSULTING INC., WATERFRONT CORPORATE CENTER, 121 RIVER STREET, HOBOKEN, NJ (https://www.google.com/maps/place/WATERFRONT%20CORPORATE%20CENTER,%20121%20RIVER%20STREET,HOBOKEN,NJ)	Graph	2	\$106,300.00	\$97,600.00	\$97,600.00	\$106,300.00
GUY CARPENTER & COMPANY, LLC, WATERFRONT CORPORATE CENTER, 121 RIVER STREET, HOBOKEN, NJ (https://www.google.com/maps/place/WATERFRONT%20CORPORATE%20CENTER,%20121%20RIVER%20STREET,HOBOKEN,NJ)	Graph	3	\$63,633.33	\$60,000.00	\$60,000.00	\$63,633.33
MARSH & MCLENNAN SHARED SERVICES CORPORATION, WATERFRONT CORPORATE CENTER, 121 RIVER STREET, HOBOKEN, NJ (https://www.google.com/maps/place/WATERFRONT%20CORPORATE%20CENTER,%20121%20RIVER%20STREET,HOBOKEN,NJ)	Graph	3	\$90,000.00	\$90,000.00	\$90,000.00	\$90,000.00
MERCER INVESTMENT CONSULTING, INC., WATERFRONT CORPORATE CENTER, 121 RIVER STREET, HOBOKEN, NJ (https://www.google.com/maps/place/WATERFRONT%20CORPORATE%20CENTER,%20121%20RIVER%20STREET,HOBOKEN,NJ)	Graph	3	\$110,000.00	\$115,000.00	\$115,000.00	\$110,000.00
MARSH USA, INC., WATERFRONT CORPORATE CENTER, 121 RIVER STREET, HOBOKEN, NJ (https://www.google.com/maps/place/WATERFRONT%20CORPORATE%20CENTER,%20121%20RIVER%20STREET,HOBOKEN,NJ)	Graph	4	\$112,627.50	\$110,000.00	\$110,000.00	\$112,627.50
MERCER HEALTH & BENEFITS LLC, WATERFRONT CORPORATE CENTER, HOBOKEN, NJ (https://www.google.com/maps/place/WATERFRONT%20CORPORATE%20CENTER,HOBOKEN,NJ)	Graph	6	\$74,850.00	\$73,000.00	\$73,000.00	\$74,850.00
MARSH USA INC., WATERFRONT CORPORATE CENTER, 121 RIVER STREET, HOBOKEN, NJ (https://www.google.com/maps/place/WATERFRONT%20CORPORATE%20CENTER,%20121%20RIVER%20STREET,HOBOKEN,NJ)	Graph	7	\$111,610.29	\$125,000.00	\$125,000.00	\$111,610.29
MERCER (US) INC., WATERFRONT CORPORATE CENTER, 121 RIVER STREET, HOBOKEN, NJ (https://www.google.com/maps/place/WATERFRONT%20CORPORATE%20CENTER,%20121%20RIVER%20STREET,HOBOKEN,NJ)	Graph	9	\$88,779.00	\$85,100.00	\$85,100.00	\$88,779.00
Totals	Graph	42	\$93,901.36	\$90,000.00	\$90,000.00	\$115,000.00

Employer Name/Worksite Address	Graph	Count	Mean Wage	Median Wage	Lowest Wage	Highest Wage
LARSEN & TOUBRO INFOTECH LIMITED, A & E TELEVISION NETWORKS LLC, NEW YORK, NY (https://www.google.com/maps/place/A%20%26%20E%20TELEVISION%20NETWORKS%20LLC,NEW%20YORK,NY)	Graph	1	\$77,868.00	\$77,868.00	\$77,868.00	\$77,868.00
Totals	Graph	1	\$77,868.00	\$77,868.00	\$77,868.00	\$77,868.00

Latitude: 40.745355 Longitude: -73.986725

Employer Name/Employer Address	Graph	Count	Mean Wage	Median Wage	Lowest Wage	Highest Wage
S-NETWORK GLOBAL INDEXES, INCORPORATED, 267 5TH AVE, NEW YORK, NY (https://www.google.com/maps/place/267%205TH%20AVE,NEW%20YORK,NY)	Graph	1	\$68,577.60	\$68,577.60	\$68,577.60	\$68,577.60
S-NETWORK GLOBAL INDEXES, INCORPORATED, 267 FIFTH AVENUE STE 508, NEW YORK, NY (https://www.google.com/maps/place/267%20FIFTH%20AVENUE%20STE%20508,NEW%20YORK,NY)	Graph	1	\$68,577.60	\$68,577.60	\$68,577.60	\$68,577.60
Totals	Graph	2	\$68,577.60	\$68,577.60	\$68,577.60	\$68,577.60

Employer Name/Worksite Address	Graph	Count	Mean Wage	Median Wage	Lowest Wage	Highest Wage
S-NETWORK GLOBAL INDEXES, INCORPORATED, 267 5TH AVE, NEW YORK, NY (https://www.google.com/maps/place/267%205TH%20AVE,NEW%20YORK,NY)	Graph	1	\$68,577.60	\$68,577.60	\$68,577.60	\$68,577.60
S-NETWORK GLOBAL INDEXES, INCORPORATED, 267 FIFTH AVENUE STE 508, NEW YORK, NY (https://www.google.com/maps/place/267%20FIFTH%20AVENUE%20STE%20508,NEW%20YORK,NY)	Graph	1	\$68,577.60	\$68,577.60	\$68,577.60	\$68,577.60
Totals	Graph	2	\$68,577.60	\$68,577.60	\$68,577.60	\$68,577.60

Latitude: 40.745357 Longitude: -73.982681

Employer Name/Employer Address	Graph	Count	Mean Wage	Median Wage	Lowest Wage	Highest Wage
JUNG & ASSOCIATE, P.C., 470 PARK AVENUE SOUTH, NEW YORK, NY (https://www.google.com/maps/place/470%20PARK%20AVENUE%20SOUTH,NEW%20YORK,NY)	Graph	1	\$41,600.00	\$41,600.00	\$41,600.00	\$41,600.00
CREDITSIGHTS, INC., 470 PARK AVENUE SOUTH, NEW YORK, NY (https://www.google.com/maps/place/470%20PARK%20AVENUE%20SOUTH,NEW%20YORK,NY)	Graph	2	\$137,000.00	\$124,000.00	\$124,000.00	\$150,000.00
PEPPERCOMM, 470 PARK AVE S, NEW YORK, NY (https://www.google.com/maps/place/470%20PARK%20AVE%20S,NEW%20YORK,NY)	Graph	3	\$97,666.67	\$120,000.00	\$43,000.00	\$130,000.00
DSTILLERY, INC., 470 PARK AVENUE SOUTH, NEW YORK, NY (https://www.google.com/maps/place/470%20PARK%20AVENUE%20SOUTH,NEW%20YORK,NY)	Graph	7	\$130,214.29	\$97,500.00	\$82,500.00	\$254,000.00
Totals	Graph	13	\$116,930.77	\$120,000.00	\$41,600.00	\$254,000.00

Employer Name/Worksite Address	Graph	Count	Mean Wage	Median Wage	Lowest Wage	Highest Wage
FONANTRIX SOLUTION, LLC, 470 PARK AVE S, NEW YORK, NY (https://www.google.com/maps/place/470%20PARK%20AVE%20S,NEW%20YORK,NY)	Graph	2	\$107,500.00	\$95,000.00	\$95,000.00	\$120,000.00
PRICELINE.COM LLC, 470 PARK AVENUE SOUTH, NEW YORK, NY (https://www.google.com/maps/place/470%20PARK%20AVENUE%20SOUTH,NEW%20YORK,NY)	Graph	25	\$101,768.80	\$90,000.00	\$41,600.00	\$254,000.00
Totals	Graph	27	\$102,193.33	\$90,813.00	\$41,600.00	\$254,000.00

Latitude: 40.745363 Longitude: -74.00644

Employer Name/Employer Address	Graph	Count	Mean Wage	Median Wage	Lowest Wage	Highest Wage
CHAMBERS 2010, INC., 522 WEST 19TH STREET, NEW YORK, NY (https://www.google.com/maps/place/522%20WEST%2019TH%20STREET,NEW%20YORK,NY)	Graph	1	\$37,876.80	\$37,876.80	\$37,876.80	\$37,876.80
Totals	Graph	1	\$37,876.80	\$37,876.80	\$37,876.80	\$37,876.80

Employer Name/Worksite Address	Graph	Count	Mean Wage	Median Wage	Lowest Wage	Highest Wage
CHAMBERS 2010, INC., 522 WEST 19TH STREET, NEW YORK, NY (https://www.google.com/maps/place/522%20WEST%2019TH%20STREET,NEW%20YORK,NY)	Graph	1	\$37,876.80	\$37,876.80	\$37,876.80	\$37,876.80
Totals	Graph	1	\$37,876.80	\$37,876.80	\$37,876.80	\$37,876.80

Latitude: 40.745369 Longitude: -73.982509

Employer Name/Employer Address	Graph	Count	Mean Wage	Median Wage	Lowest Wage
DATAART SOLUTIONS, INC., 475 PARK AVENUE SOUTH, NEW YORK, NY (https://www.google.com/maps/place/475%20PARK%20AVENUE%20SOUTH,NEW%20YORK,NY)	Graph	1	\$56,805.00	\$56,805.00	\$56,805.00
GRAVITAS TECHNOLOGY SERVICES LLC, 475 PARK AVENUE SOUTH, 32ND FLR, NEW YORK, NY (https://www.google.com/maps/place/475%20PARK%20AVENUE%20SOUTH,%2032ND%20FLR,NEW%20YORK,NY)	Graph	1	\$154,690.00	\$154,690.00	\$154,690.00
GREEN KEY LLC, 475 PARK AVENUE SOUTH, NEW YORK, NY (https://www.google.com/maps/place/475%20PARK%20AVENUE%20SOUTH,NEW%20YORK,NY)	Graph	1	\$47,000.00	\$47,000.00	\$47,000.00
GREEN KEY SOLUTIONS LLC, 475 PARK AVENUE SOUTH, NEW YORK, NY (https://www.google.com/maps/place/475%20PARK%20AVENUE%20SOUTH,NEW%20YORK,NY)	Graph	2	\$110,520.00	\$90,000.00	\$90,000.00
Totals	Graph	5	\$95,907.00	\$90,000.00	\$47,000.00

Employer Name/Worksite Address	Graph	Count	Mean Wage	Median Wage	Lowest Wage	Highest Wage
GREEN KEY LLC, 475 PARK AVENUE SOUTH, NEW YORK, NY (https://www.google.com/maps/place/475%20PARK%20AVENUE%20SOUTH,NEW%20YORK,NY)	Graph	2	\$68,500.00	\$47,000.00	\$47,000.00	\$90,000.00
Totals	Graph	2	\$68,500.00	\$47,000.00	\$47,000.00	\$90,000.00

Latitude: 40.745387 Longitude: -73.988644

Employer Name/Employer Address	Graph	Count	Mean Wage	Median Wage	Lowest Wage	Highest Wage
RACHEL SARFATI INC, 1178 BROADWAY, NEW YORK CITY, NY (https://www.google.com/maps/place/1178%20BROADWAY,NEW%20YORK%20CITY,NY)	Graph	1	\$46,675.20	\$46,675.20	\$46,675.20	\$46,675.20
Totals	Graph	1	\$46,675.20	\$46,675.20	\$46,675.20	\$46,675.20

Employer Name/Worksite Address	Graph	Count	Mean Wage	Median Wage	Lowest Wage	Highest Wage
RACHEL SARFATI INC, 1178 BROADWAY, NEW YORK, NY (https://www.google.com/maps/place/1178%20BROADWAY,NEW%20YORK,NY)	Graph	1	\$46,675.20	\$46,675.20	\$46,675.20	\$46,675.20
Totals	Graph	1	\$46,675.20	\$46,675.20	\$46,675.20	\$46,675.20

Latitude: 40.745424 Longitude: -73.988637

Employer Name/Employer Address	Graph	Count	Mean Wage	Median Wage	Lowest Wage	Highest Wage
REVCASCADE INC., 1182 BROADWAY, NEW YORK, NY (https://www.google.com/maps/place/1182%20BROADWAY,NEW%20YORK,NY)	Graph	1	\$50,000.00	\$50,000.00	\$50,000.00	\$50,000.00
Totals	Graph	1	\$50,000.00	\$50,000.00	\$50,000.00	\$50,000.00

Employer Name/Worksite Address	Graph	Count	Mean Wage	Median Wage	Lowest Wage	Highest Wage
REVCASCADE INC., 1182 BROADWAY, NEW YORK, NY (https://www.google.com/maps/place/1182%20BROADWAY,NEW%20YORK,NY)	Graph	1	\$50,000.00	\$50,000.00	\$50,000.00	\$50,000.00
Totals	Graph	1	\$50,000.00	\$50,000.00	\$50,000.00	\$50,000.00

Latitude: 40.745456 Longitude: -73.890147

Employer Name/Worksite Address	Graph	Count	Mean Wage	Median Wage	Lowest Wage	Highest Wage
ON OFF SHORE CONSULTANTS INC., 4038 75TH STREET, ELMHURST, NY (https://www.google.com/maps/place/4038%2075TH%20STREET,ELMHURST,NY)	Graph	1	\$95,284.80	\$95,284.80	\$95,284.80	\$95,284.80
Totals	Graph	1	\$95,284.80	\$95,284.80	\$95,284.80	\$95,284.80

Latitude: 40.745457 Longitude: -73.989305

Employer Name/Employer Address	Graph	Count	Mean Wage	Median Wage	Lowest Wage	Highest Wage
YELLOWHAMMER MEDIA GROUP, INC., 44 WEST 28TH STREET, 4TH FLOOR, NEW YORK, NY (https://www.google.com/maps/place/44%20WEST%2028TH%20STREET,%204TH%20FLOOR,NEW%20YORK,NY)	Graph	1	\$65,000.00	\$65,000.00	\$65,000.00	\$65,000.00
J.T. MAGEN & COMPANY, INC., 44 WEST 28TH STREET, NEW YORK, NY (https://www.google.com/maps/place/44%20WEST%2028TH%20STREET,NEW%20YORK,NY)	Graph	14	\$79,214.29	\$72,500.00	\$47,000.00	\$120,000.00
Totals	Graph	15	\$78,266.67	\$72,500.00	\$47,000.00	\$120,000.00

Employer Name/Worksite Address	Graph	Count	Mean Wage	Median Wage	Lowest Wage	Highest Wage
YELLOWHAMMER MEDIA GROUP, INC., 44 WEST 28TH STREET, 4TH FLOOR, NEW YORK, NY (https://www.google.com/maps/place/44%20WEST%2028TH%20STREET,%204TH%20FLOOR,NEW%20YORK,NY)	Graph	1	\$65,000.00	\$65,000.00	\$65,000.00	\$65,000.00
GREENBERG FARROW ARCHITECTURE, INC., 44 WEST 28TH STREET, NEW YORK, NY (https://www.google.com/maps/place/44%20WEST%2028TH%20STREET,NEW%20YORK,NY)	Graph	15	\$78,200.00	\$72,500.00	\$47,000.00	\$120,000.00
Totals	Graph	16	\$77,375.00	\$72,500.00	\$47,000.00	\$120,000.00

Latitude: 40.745469 Longitude: -73.905414

Employer Name/Worksite Address	Graph	Count	Mean Wage	Median Wage	Lowest Wage	Highest Wage
O&S DENTAL PLLC, 59-03 ROOSEVELT AVE, WOODSIDE, NY (https://www.google.com/maps/place/59-03%20ROOSEVELT%20AVE,WOODSIDE,NY)	Graph	1	\$95,000.00	\$95,000.00	\$95,000.00	\$95,000.00
Totals	Graph	1	\$95,000.00	\$95,000.00	\$95,000.00	\$95,000.00

Latitude: 40.745476 Longitude: -73.992844

Employer Name/Employer Address	Graph	Count	Mean Wage	Median Wage	Lowest Wage	Highest Wage
CTA ARCHITECTS PC, 151 WEST 26TH STREET, 8TH FLOOR, NEW YORK, NY (https://www.google.com/maps/place/151%20WEST%2026TH%20STREET,%208TH%20FLOOR,NEW%20YORK,NY)	Graph	1	\$51,000.00	\$51,000.00	\$51,000.00	\$51,000.00
JUSTWORKS EMPLOYMENT GROUP LLC, 151 WEST 26TH STREET, NEW YORK, NY (https://www.google.com/maps/place/151%20WEST%2026TH%20STREET,NEW%20YORK,NY)	Graph	4	\$113,750.00	\$125,000.00	\$70,000.00	\$120,000.00
Totals	Graph	5	\$101,200.00	\$125,000.00	\$51,000.00	\$120,000.00

Employer Name/Worksite Address	Graph	Count	Mean Wage	Median Wage	Lowest Wage	Highest Wage
CLOUDERA, INC., 151 W. 26TH ST., NEW YORK, NY (https://www.google.com/maps/place/151%20W.%2026TH%20ST.,NEW%20YORK,NY)	Graph	1	\$152,000.00	\$152,000.00	\$152,000.00	\$152,000.00
CTA ARCHITECTS PC, 151 WEST 26TH STREET, 8TH FLOOR, NEW YORK, NY (https://www.google.com/maps/place/151%20WEST%2026TH%20STREET,%208TH%20FLOOR,NEW%20YORK,NY)	Graph	1	\$51,000.00	\$51,000.00	\$51,000.00	\$51,000.00
SOCIALCODE, LLC, 151 W 26TH STREET, FLOOR 9, NEW YORK, NY (https://www.google.com/maps/place/151%20W%2026TH%20STREET,%20FLOOR%209,NEW%20YORK,NY)	Graph	1	\$130,000.00	\$130,000.00	\$130,000.00	\$130,000.00
JUSTWORKS EMPLOYMENT GROUP LLC, 151 WEST 26TH STREET, NEW YORK, NY (https://www.google.com/maps/place/151%20WEST%2026TH%20STREET,NEW%20YORK,NY)	Graph	5	\$117,000.00	\$130,000.00	\$70,000.00	\$120,000.00
Totals	Graph	8	\$114,750.00	\$130,000.00	\$51,000.00	\$152,000.00

Latitude: 40.745516 Longitude: -73.989106

Employer Name/Employer Address	Graph	Count	Mean Wage	Median Wage	Lowest Wage	Highest Wage
F SHARP, INC., 37 WEST 28TH ST., NEW YORK, NY (https://www.google.com/maps/place/37%20WEST%2028TH%20ST.,NEW%20YORK,NY)	Graph	1	\$71,000.00	\$71,000.00	\$71,000.00	\$71,000.00
NEXTBOOK, INC., 37 WEST 28TH STREET, NEW YORK, NY (https://www.google.com/maps/place/37%20WEST%2028TH%20STREET,NEW%20YORK,NY)	Graph	1	\$61,734.40	\$61,734.40	\$61,734.40	\$61,734.40
THE THOMAS COLLECTIVE, 37 W 28TH ST, NEW YORK, NY (https://www.google.com/maps/place/37%20W%2028TH%20ST,NEW%20YORK,NY)	Graph	1	\$58,240.00	\$58,240.00	\$58,240.00	\$58,240.00

Employer Name/Employer Address	Graph	Count	Mean Wage	Median Wage	Lowest Wage	Highest Wage
Totals	Graph	3	\$63,658.13	\$61,734.40	\$58,240.00	\$71,000.00

Employer Name/Worksite Address	Graph	Count	Mean Wage	Median Wage	Lowest Wage	Highest Wage
F SHARP, INC., 37 WEST 28TH ST., NEW YORK, NY (https://www.google.com/maps/place/37%20WEST%2028TH%20ST,NEW%20YORK,NY)	Graph	1	\$71,000.00	\$71,000.00	\$71,000.00	\$71,000.00
NEXTBOOK, INC., 37 WEST 28TH STREET, NEW YORK, NY (https://www.google.com/maps/place/37%20WEST%2028TH%20STREET,NEW%20YORK,NY)	Graph	1	\$61,734.40	\$61,734.40	\$61,734.40	\$61,734.40
THE THOMAS COLLECTIVE, 37 W 28TH ST, NEW YORK, NY (https://www.google.com/maps/place/37%20W%2028TH%20ST,NEW%20YORK,NY)	Graph	1	\$58,240.00	\$58,240.00	\$58,240.00	\$58,240.00
Totals	Graph	3	\$63,658.13	\$61,734.40	\$58,240.00	\$71,000.00

Latitude: 40.74554 Longitude: -73.99142

Employer Name/Employer Address	Graph	Count	Mean Wage	Median Wage	Lowest Wage
COMGROUP HOLDINGS LLC, 104 WEST 27TH STREET, 6TH FLOOR, NEW YORK, NY (https://www.google.com/maps/place/104%20WEST%2027TH%20STREET,%206TH%20FLOOR,NEW%20YORK,NY)	Graph	1	\$52,624.00	\$52,624.00	\$52,624.00
COMGROUP HOLDING LLC, 104 WEST 27TH STREET, 6TH FLOOR, NEW YORK, NY (https://www.google.com/maps/place/104%20WEST%2027TH%20STREET,%206TH%20FLOOR,NEW%20YORK,NY)	Graph	3	\$54,376.67	\$53,130.00	\$50,000.00
MIHAI RADU ARCHITECTS PLLC, 104 WEST 27TH STREET 10TH FLR, NEW YORK, NY (https://www.google.com/maps/place/104%20WEST%2027TH%20STREET%20%20%2010TH%20FLR,NEW%20YORK,NY)	Graph	3	\$41,000.00	\$40,000.00	\$40,000.00
Totals	Graph	7	\$48,393.43	\$50,000.00	\$40,000.00

Employer Name/Worksite Address	Graph	Count	Mean Wage	Median Wage	Lowest Wage
MIHAI RADU ARCHITECTS PLLC, 104 WEST 27TH STREET 10TH FLR, NEW YORK, NY (https://www.google.com/maps/place/104%20WEST%2027TH%20STREET%20%20%2010TH%20FLR,NEW%20YORK,NY)	Graph	3	\$41,000.00	\$40,000.00	\$40,000.00
COMGROUP HOLDING LLC, 104 WEST 27TH STREET, 6TH FLOOR, NEW YORK, NY (https://www.google.com/maps/place/104%20WEST%2027TH%20STREET,%206TH%20FLOOR,NEW%20YORK,NY)	Graph	4	\$53,938.50	\$52,624.00	\$50,000.00
Totals	Graph	7	\$48,393.43	\$50,000.00	\$40,000.00

Latitude: 40.745543 Longitude: -73.903278

Employer Name/Worksite Address	Graph	Count	Mean Wage	Median Wage	Lowest Wage	Highest Wage
SEBELLA BRANDS LLC, 61-12 ROOSEVELT AVE, WOODSIDE, NY (https://www.google.com/maps/place/61-12%20ROOSEVELT%20AVE,WOODSIDE,NY)	Graph	1	\$80,500.00	\$80,500.00	\$80,500.00	\$80,500.00
Totals	Graph	1	\$80,500.00	\$80,500.00	\$80,500.00	\$80,500.00








Latitude: 40.745558 Longitude: -73.980256








Employer Name/Employer Address	Graph	Count	Mean Wage	Median Wage	Lowest Wage	Highest Wage
EMUSIC DOT COM INC., 215 LEXINGTON AVENUE, NEW YORK, NY (https://www.google.com/maps/place/215%20LEXINGTON%20AVENUE,NEW%20YORK,NY)	Graph	1	\$70,000.00	\$70,000.00	\$70,000.00	\$70,000.00
TRIPLAY INC., 215 LEXINGTON AVENUE, NEW YORK, NY (https://www.google.com/maps/place/215%20LEXINGTON%20AVENUE,NEW%20YORK,NY)	Graph	2	\$80,000.00	\$70,000.00	\$70,000.00	\$90,000.00
Totals	Graph	3	\$76,666.67	\$70,000.00	\$70,000.00	\$90,000.00

Employer Name/Worksite Address	Graph	Count	Mean Wage	Median Wage	Lowest Wage	Highes Wage
--------------------------------	-------	-------	-----------	-------------	-------------	-------------



Employer Name/Worksite Address	Graph	Count	Mean Wage	Median Wage	Lowest Wage	Highest Wage
RICHRELEVANCE, INC., 215 LEXINGTON AVE., STE. 1300, NEW YORK, NY (https://www.google.com/maps/place/215%20LEXINGTON%20AVE.,%20STE.%201300,NEW%20YORK,NY)		1	\$110,000.00	\$110,000.00	\$110,000.00	\$110,000.00
TRIPLAY INC., 215 LEXINGTON AVENUE, NEW YORK, NY (https://www.google.com/maps/place/215%20LEXINGTON%20AVENUE,NEW%20YORK,NY)		3	\$76,666.67	\$70,000.00	\$70,000.00	\$90,000.00
Totals		4	\$85,000.00	\$70,000.00	\$70,000.00	\$110,000.00


Latitude: 40.745588 Longitude: -73.986718

Employer Name/Employer Address	Graph	Count	Mean Wage	Median Wage	Lowest Wage	Highest Wage
LANEWAY MEDIA LLC, 276 FIFTH AVE, NEW YORK, NY (https://www.google.com/maps/place/276%20FIFTH%20AVE,NEW%20YORK,NY)		1	\$124,800.00	\$124,800.00	\$124,800.00	\$124,800.00
LITERAL MATTER INC, 276 FIFTH AVENUE, NEW YORK, NY (https://www.google.com/maps/place/276%20FIFTH%20AVENUE,NEW%20YORK,NY)		1	\$50,000.00	\$50,000.00	\$50,000.00	\$50,000.00
SHORTHAND INC, 276 5TH AVENUE, SUITE 704-098, NEW YORK, NY (https://www.google.com/maps/place/276%205TH%20AVENUE,%20SUITE%20704-098,NEW%20YORK,NY)		1	\$100,000.00	\$100,000.00	\$100,000.00	\$100,000.00
TWICE MEDIA LLC, 276 FIFTH AVENUE, NEW YORK, NY (https://www.google.com/maps/place/276%20FIFTH%20AVENUE,NEW%20YORK,NY)		1	\$83,200.00	\$83,200.00	\$83,200.00	\$83,200.00
UPSPRING PR, INC., 276 5TH AVE, NEW YORK, NY (https://www.google.com/maps/place/276%205TH%20AVE,NEW%20YORK,NY)		1	\$75,000.00	\$75,000.00	\$75,000.00	\$75,000.00
SULI WIRES INC, 276 5TH AVENUE STE 704, NEW YORK, NY (https://www.google.com/maps/place/276%205TH%20AVENUE%20%20%20STE%20704,NEW%20YORK,NY)		2	\$47,590.40	\$47,590.40	\$47,590.40	\$47,590.40
Totals		7	\$75,454.40	\$75,000.00	\$47,590.40	\$124,800.00

Employer Name/Worksite Address	Graph	Count	Mean Wage	Median Wage	Lowest Wage	Highest Wage
KNAPSACK, LLC, 276 5TH AVE., SUITE 205, NEW YORK, NY (https://www.google.com/maps/place/276%205TH%20AVE.,%20SUITE%20205,NEW%20YORK,NY)		1	\$85,000.00	\$85,000.00	\$85,000.00	\$85,000.00
LANEWAY MEDIA LLC, 276 FIFTH AVE, NEW YORK, NY (https://www.google.com/maps/place/276%20FIFTH%20AVE,NEW%20YORK,NY)		1	\$124,800.00	\$124,800.00	\$124,800.00	\$124,800.00
SHORTHAND INC, 276 5TH AVENUE, NEW YORK, NY (https://www.google.com/maps/place/276%205TH%20AVENUE,NEW%20YORK,NY)		1	\$100,000.00	\$100,000.00	\$100,000.00	\$100,000.00
UPSPRING PR, INC., 276 5TH AVE, NEW YORK, NY (https://www.google.com/maps/place/276%205TH%20AVE,NEW%20YORK,NY)		1	\$75,000.00	\$75,000.00	\$75,000.00	\$75,000.00
LITERAL MATTER INC, 276 FIFTH AVENUE, NEW YORK, NY (https://www.google.com/maps/place/276%20FIFTH%20AVENUE,NEW%20YORK,NY)		2	\$66,600.00	\$50,000.00	\$50,000.00	\$83,200.00
SULI WIRES INC, 276 5TH AVE, STE 704, NEW YORK, NY (https://www.google.com/maps/place/276%205TH%20AVE,%20STE%20704,NEW%20YORK,NY)		2	\$47,590.40	\$47,590.40	\$47,590.40	\$47,590.40
Totals		8	\$76,647.60	\$75,000.00	\$47,590.40	\$124,800.00

Latitude: 40.745598 Longitude: -73.679732

Employer Name/Employer Address	Graph	Count	Mean Wage	Median Wage	Lowest Wage
M&J ENGINEERING, PC, 2003, JERICHO TURNPIKE, NEW HYDE PARK, NEW YORK, NY (https://www.google.com/maps/place/2003,%20JERICHO%20TURNPIKE,%20NEW%20HYDE%20PARK,NEW%20YORK,NY)		1	\$80,000.00	\$80,000.00	\$80,000.00
Totals		1	\$80,000.00	\$80,000.00	\$80,000.00

Employer Name/Worksite Address	Graph	Count	Mean Wage	Median Wage	Lowest Wage
M&J ENGINEERING, PC, 2003, JERICHO TURNPIKE, NEW HYDE PARK, NEW YORK, NY (https://www.google.com/maps/place/2003,%20JERICHO%20TURNPIKE,%20NEW%20HYDE%20PARK,NEW%20YORK,NY)		1	\$80,000.00	\$80,000.00	\$80,000.00
Totals		1	\$80,000.00	\$80,000.00	\$80,000.00

Latitude: 40.745622 Longitude: -73.945976

Employer Name/Worksite Address	Graph	Count	Mean Wage	Median Wage	Lowest Wage	Highest Wage
SSC HIGHRISE CONSTRUCTION INC., 22-34 JACKSON AVENUE, LONG ISLAND CITY, NY (https://www.google.com/maps/place/22-34%20JACKSON%20AVENUE,LONG%20ISLAND%20CITY,NY)	Graph	1	\$110,000.00	\$110,000.00	\$110,000.00	\$110,000.00
Totals	Graph	1	\$110,000.00	\$110,000.00	\$110,000.00	\$110,000.00

Latitude: 40.745627 Longitude: -73.945446

Employer Name/Employer Address	Graph	Count	Mean Wage	Median Wage	Lowest Wage	Highest Wage
FIDUCIARY INSURANCE COMPANY OF AMERICA, 45-07 DAVIS STREET, LONG ISLAND CITY, NY (https://www.google.com/maps/place/45-07%20DAVIS%20STREET,LONG%20ISLAND%20CITY,NY)	Graph	1	\$60,000.00	\$60,000.00	\$60,000.00	\$60,000.00
Totals	Graph	1	\$60,000.00	\$60,000.00	\$60,000.00	\$60,000.00

Employer Name/Worksite Address	Graph	Count	Mean Wage	Median Wage	Lowest Wage	Highest Wage
FIDUCIARY INSURANCE COMPANY OF AMERICA, 45-07 DAVIS STREET, LONG ISLAND CITY, NY (https://www.google.com/maps/place/45-07%20DAVIS%20STREET,LONG%20ISLAND%20CITY,NY)	Graph	1	\$60,000.00	\$60,000.00	\$60,000.00	\$60,000.00
Totals	Graph	1	\$60,000.00	\$60,000.00	\$60,000.00	\$60,000.00

Latitude: 40.745629 Longitude: -73.991632

Employer Name/Employer Address	Graph	Count	Mean Wage	Median Wage	Lowest Wage	Highest Wage
HOWELL BELANGER CASTELLI ARCHITECTS, P.C., 122 WEST 27TH STREET, NEW YORK, NY (https://www.google.com/maps/place/122%20WEST%2027TH%20STREET,NEW%20YORK,NY)	Graph	1	\$65,000.00	\$65,000.00	\$65,000.00	\$65,000.00
MICRO OFFICE MANAGEMENT LLC, 122 W. 27TH STREET, NEW YORK, NY (https://www.google.com/maps/place/122%20W.%2027TH%20STREET,NEW%20YORK,NY)	Graph	1	\$95,576.00	\$95,576.00	\$95,576.00	\$95,576.00
RODNEY LEON ARCHITECTS PLLC, 122 WEST 27TH STREET, NEW YORK, NY (https://www.google.com/maps/place/122%20WEST%2027TH%20STREET,NEW%20YORK,NY)	Graph	1	\$48,568.00	\$48,568.00	\$48,568.00	\$48,568.00
VEEJAY ASSOCIATES INC., 122 W. 27TH ST., NEW YORK, NY (https://www.google.com/maps/place/122%20W.%2027TH%20ST.,NEW%20YORK,NY)	Graph	1	\$90,000.00	\$90,000.00	\$90,000.00	\$90,000.00
VEEJAY ASSOCIATES INC., 122 W. 27TH STREET, NEW YORK, NY (https://www.google.com/maps/place/122%20W.%2027TH%20STREET,NEW%20YORK,NY)	Graph	2	\$75,000.00	\$75,000.00	\$75,000.00	\$75,000.00
Totals	Graph	6	\$74,857.33	\$75,000.00	\$48,568.00	\$95,576.00

Employer Name/Worksite Address	Graph	Count	Mean Wage	Median Wage	Lowest Wage	Highest Wage
MICRO OFFICE MANAGEMENT LLC, 122 W. 27TH STREET, NEW YORK, NY (https://www.google.com/maps/place/122%20W.%2027TH%20STREET,NEW%20YORK,NY)	Graph	1	\$95,576.00	\$95,576.00	\$95,576.00	\$95,576.00
HOWELL BELANGER CASTELLI ARCHITECTS, P.C., 122 WEST 27TH STREET, NEW YORK, NY (https://www.google.com/maps/place/122%20WEST%2027TH%20STREET,NEW%20YORK,NY)	Graph	2	\$56,784.00	\$48,568.00	\$48,568.00	\$65,000.00
Totals	Graph	3	\$69,714.67	\$65,000.00	\$48,568.00	\$95,576.00

Latitude: 40.745645 Longitude: -73.928574

Employer Name/Employer Address	Graph	Count	Mean Wage	Median Wage	Lowest Wage	Highest Wage
THE KOREA CENTRAL DAILY NEWS, INC., 43-27 36TH STREET, LONG ISLAND CITY, NY (https://www.google.com/maps/place/43-27%2036TH%20STREET,LONG%20ISLAND%20CITY,NY)	Graph	3	\$49,954.67	\$50,128.00	\$46,675.20	\$53,060.80
Totals	Graph	3	\$49,954.67	\$50,128.00	\$46,675.20	\$53,060.80

Employer Name/Worksite Address	Graph	Count	Mean Wage	Median Wage	Lowest Wage	Highest Wage
THE KOREA CENTRAL DAILY NEWS, INC., 43-27 36TH STREET, LONG ISLAND CITY, NY (https://www.google.com/maps/place/43-27%2036TH%20STREET, LONG%20ISLAND%20CITY, NY)	Graph	3	\$49,954.67	\$50,128.00	\$46,675.20	\$53,060.80
Totals	Graph	3	\$49,954.67	\$50,128.00	\$46,675.20	\$53,060.80

Latitude: 40.745654 Longitude: -73.901246

Employer Name/Employer Address	Graph	Count	Mean Wage	Median Wage	Lowest Wage	Highest Wage
B & S FRAGRANCES & COSMETICS, INC., 39-50 63RD STREET, WOODSIDE, NY (https://www.google.com/maps/place/39-50%2063RD%20STREET, WOODSIDE, NY)	Graph	1	\$64,812.80	\$64,812.80	\$64,812.80	\$64,812.80
Totals	Graph	1	\$64,812.80	\$64,812.80	\$64,812.80	\$64,812.80

Employer Name/Worksite Address	Graph	Count	Mean Wage	Median Wage	Lowest Wage	Highest Wage
B & S FRAGRANCES & COSMETICS, INC., 39-50 63RD STREET, WOODSIDE, NY (https://www.google.com/maps/place/39-50%2063RD%20STREET, WOODSIDE, NY)	Graph	1	\$64,812.80	\$64,812.80	\$64,812.80	\$64,812.80
Totals	Graph	1	\$64,812.80	\$64,812.80	\$64,812.80	\$64,812.80

Latitude: 40.745659 Longitude: -73.939883

Employer Name/Employer Address	Graph	Count	Mean Wage	Median Wage	Lowest Wage	Highest Wage
FABFOUNDRY, INC., 29-10 THOMSON AVENUE, LONG ISLAND CITY, NY (https://www.google.com/maps/place/29-10%20THOMSON%20AVENUE, LONG%20ISLAND%20CITY, NY)	Graph	1	\$69,000.00	\$69,000.00	\$69,000.00	\$69,000.00
Totals	Graph	1	\$69,000.00	\$69,000.00	\$69,000.00	\$69,000.00

Employer Name/Worksite Address	Graph	Count	Mean Wage	Median Wage	Lowest Wage	Highest Wage
FABFOUNDRY, INC., 29-10 THOMSON AVENUE, LONG ISLAND CITY, NY (https://www.google.com/maps/place/29-10%20THOMSON%20AVENUE, LONG%20ISLAND%20CITY, NY)	Graph	1	\$69,000.00	\$69,000.00	\$69,000.00	\$69,000.00
Totals	Graph	1	\$69,000.00	\$69,000.00	\$69,000.00	\$69,000.00

Latitude: 40.745662 Longitude: -73.934118

Employer Name/Employer Address	Graph	Count	Mean Wage	Median Wage	Lowest Wage	Highest Wage
MCSAM BROOKLYN LLC, 31-36 QUEENS BLVD, LONG ISLAND CITY, NY (https://www.google.com/maps/place/31-36%20QUEENS%20BLVD, LONG%20ISLAND%20CITY, NY)	Graph	1	\$70,000.00	\$70,000.00	\$70,000.00	\$70,000.00
Totals	Graph	1	\$70,000.00	\$70,000.00	\$70,000.00	\$70,000.00

Employer Name/Worksite Address	Graph	Count	Mean Wage	Median Wage	Lowest Wage	Highest Wage
MCSAM BROOKLYN LLC, 31-36 QUEENS BLVD, LONG ISLAND CITY, NY (https://www.google.com/maps/place/31-36%20QUEENS%20BLVD, LONG%20ISLAND%20CITY, NY)	Graph	1	\$70,000.00	\$70,000.00	\$70,000.00	\$70,000.00
Totals	Graph	1	\$70,000.00	\$70,000.00	\$70,000.00	\$70,000.00

Latitude: 40.745666 Longitude: -73.982293

Employer Name/Worksite Address	Graph	Count	Mean Wage	Median Wage	Lowest Wage	Highest Wage
--------------------------------	-------	-------	-----------	-------------	-------------	--------------

Employer Name/Worksite Address	Graph	Count	Mean Wage	Median Wage	Lowest Wage	Highest Wage
POPSUGAR INC., 3868 PARK AVENUE SOUTH, NEW YORK, NY (https://www.google.com/maps/place/3868%20PARK%20AVENUE%20SOUTH,NEW%20YORK,NY)	Graph	1	\$84,500.00	\$84,500.00	\$84,500.00	\$84,500.00
Totals	Graph	1	\$84,500.00	\$84,500.00	\$84,500.00	\$84,500.00

Latitude: 40.745669 Longitude: -73.98789

Employer Name/Worksite Address	Graph	Count	Mean Wage	Median Wage	Lowest Wage	Highest Wage
FRIEDFIELD BRESLIN LLC, 16 WEST 29TH STREET, NEW YORK, NY (https://www.google.com/maps/place/16%20WEST%2029TH%20STREET,NEW%20YORK,NY)	Graph	2	\$65,000.00	\$65,000.00	\$65,000.00	\$65,000.00
Totals	Graph	2	\$65,000.00	\$65,000.00	\$65,000.00	\$65,000.00

Employer Name/Worksite Address	Graph	Count	Mean Wage	Median Wage	Lowest Wage	Highest Wage
FRIEDFIELD BRESLIN LLC, 16 WEST 29TH STREET, NEW YORK, NY (https://www.google.com/maps/place/16%20WEST%2029TH%20STREET,NEW%20YORK,NY)	Graph	2	\$65,000.00	\$65,000.00	\$65,000.00	\$65,000.00
Totals	Graph	2	\$65,000.00	\$65,000.00	\$65,000.00	\$65,000.00

Latitude: 40.745677 Longitude: -73.972049

Employer Name/Worksite Address	Graph	Count	Mean Wage	Median Wage	Lowest Wage	Highest Wage
NEW YORK UNIVERSITY SCHOOL OF MEDICINE, 650 FIRST AVENUE, NEW YORK, NY (https://www.google.com/maps/place/650%20FIRST%20AVENUE,NEW%20YORK,NY)	Graph	1	\$95,000.00	\$95,000.00	\$95,000.00	\$95,000.00
Totals	Graph	1	\$95,000.00	\$95,000.00	\$95,000.00	\$95,000.00

Latitude: 40.745693 Longitude: -73.991444

Employer Name/Worksite Address	Graph	Count	Mean Wage	Median Wage	Lowest Wage	Highest Wage
DRIVER DIGITAL HOLDINGS INC., 115 WEST 27TH STREET - 12TH FLOOR, NEW YORK, NY (https://www.google.com/maps/place/115%20WEST%2027TH%20STREET%20-%2012TH%20FLOOR,NEW%20YORK,NY)	Graph	1	\$48,000.00	\$48,000.00	\$48,000.00	\$48,000.00
JAKLITSCH/GARDNER ARCHITECTS PC, 115 WEST 27TH STREET, 9TH FLOOR, NEW YORK, NY (https://www.google.com/maps/place/115%20WEST%2027TH%20STREET,%209TH%20FLOOR,NEW%20YORK,NY)	Graph	1	\$51,000.00	\$51,000.00	\$51,000.00	\$51,000.00
Totals	Graph	2	\$49,500.00	\$48,000.00	\$48,000.00	\$51,000.00

Employer Name/Worksite Address	Graph	Count	Mean Wage	Median Wage	Lowest Wage	Highest Wage
DRIVER DIGITAL HOLDINGS INC., 115 WEST 27TH STREET, NEW YORK, NY (https://www.google.com/maps/place/115%20WEST%2027TH%20STREET,NEW%20YORK,NY)	Graph	2	\$49,500.00	\$48,000.00	\$48,000.00	\$51,000.00
Totals	Graph	2	\$49,500.00	\$48,000.00	\$48,000.00	\$51,000.00

Latitude: 40.745698 Longitude: -73.984127

Employer Name/Worksite Address	Graph	Count	Mean Wage	Median Wage	Lowest Wage	Highest Wage
GS 4 YOU INC, 32 EAST 31ST STREET, NEW YORK, NY (https://www.google.com/maps/place/32%20EAST%2031ST%20STREET,NEW%20YORK,NY)	Graph	1	\$67,413.00	\$67,413.00	\$67,413.00	\$67,413.00
LOKAI, LLC, 36 E. 31ST STREET, NEW YORK, NY (https://www.google.com/maps/place/36%20E.%2031ST%20STREET,NEW%20YORK,NY)	Graph	1	\$40,000.00	\$40,000.00	\$40,000.00	\$40,000.00
MICHAEL SHERIDAN AND COMPANY, INC., 36 EAST 31ST STREET, NEW YORK, NY (https://www.google.com/maps/place/36%20EAST%2031ST%20STREET,NEW%20YORK,NY)	Graph	1	\$102,500.00	\$102,500.00	\$102,500.00	\$102,500.00

Employer Name/Employer Address	Graph	Count	Mean Wage	Median Wage	Lowest Wage	Highest Wage
Totals	Graph	3	\$69,971.00	\$67,413.00	\$40,000.00	\$102,500.00

Employer Name/Worksite Address	Graph	Count	Mean Wage	Median Wage	Lowest Wage	Highest Wage
GS 4 YOU INC, 32 EAST 31ST STREET, NEW YORK, NY (https://www.google.com/maps/place/32%20EAST%2031ST%20STREET,NEW%20YORK,NY)	Graph	1	\$67,413.00	\$67,413.00	\$67,413.00	\$67,413.00
LOKAI, LLC, 36 E. 31ST STREET, NEW YORK, NY (https://www.google.com/maps/place/36%20E.%2031ST%20STREET,NEW%20YORK,NY)	Graph	1	\$40,000.00	\$40,000.00	\$40,000.00	\$40,000.00
MICHAEL SHERIDAN AND COMPANY, INC., 36 EAST 31ST STREET, NEW YORK, NY (https://www.google.com/maps/place/36%20EAST%2031ST%20STREET,NEW%20YORK,NY)	Graph	1	\$102,500.00	\$102,500.00	\$102,500.00	\$102,500.00
Totals	Graph	3	\$69,971.00	\$67,413.00	\$40,000.00	\$102,500.00

Latitude: 40.745707 Longitude: -73.972026

Employer Name/Worksite Address	Graph	Count	Mean Wage	Median Wage	Lowest Wage	Highest Wage
NEW YORK UNIVERSITY SCHOOL OF MEDICINE, 660 FIRST AVENUE, NEW YORK, NY (https://www.google.com/maps/place/660%20FIRST%20AVENUE,NEW%20YORK,NY)	Graph	11	\$96,749.55	\$79,456.00	\$60,000.00	\$180,000.00
Totals	Graph	11	\$96,749.55	\$79,456.00	\$60,000.00	\$180,000.00

Latitude: 40.745733 Longitude: -73.994376

Employer Name/Employer Address	Graph	Count	Mean Wage	Median Wage	Lowest Wage	Highest Wage
CLASSPASS, INC., 275 7TH AVENUE, 11TH FLOOR, NEW YORK, NY (https://www.google.com/maps/place/275%207TH%20AVENUE,%2011TH%20FLOOR,NEW%20YORK,NY)	Graph	1	\$150,000.00	\$150,000.00	\$150,000.00	\$150,000.00
HALSEY, MCCORMACK & HELMER, INC., 275 SEVENTH AVENUE, NEW YORK, NY (https://www.google.com/maps/place/275%20SEVENTH%20AVENUE,NEW%20YORK,NY)	Graph	1	\$58,000.00	\$58,000.00	\$58,000.00	\$58,000.00
HAYMARKET MEDIA, INC, 275 7TH AVE., NEW YORK, NY (https://www.google.com/maps/place/275%207TH%20AVE.,NEW%20YORK,NY)	Graph	1	\$88,000.00	\$88,000.00	\$88,000.00	\$88,000.00
MAPLETREE US MANAGEMENT LLC, 275 7TH AVENUE, NEW YORK, NY (https://www.google.com/maps/place/275%207TH%20AVENUE,NEW%20YORK,NY)	Graph	1	\$336,218.00	\$336,218.00	\$336,218.00	\$336,218.00
LHP ARCHITECTS PLLC, 275 SEVENTH AVE, NEW YORK, NY (https://www.google.com/maps/place/275%20SEVENTH%20AVE,NEW%20YORK,NY)	Graph	2	\$42,448.00	\$38,896.00	\$38,896.00	\$46,000.00
Totals	Graph	6	\$119,519.00	\$58,000.00	\$38,896.00	\$336,218.00

Employer Name/Worksite Address	Graph	Count	Mean Wage	Median Wage	Lowest Wage	Highest Wage
CLASSPASS, INC., 275 7TH AVENUE, 11TH FLOOR, NEW YORK, NY (https://www.google.com/maps/place/275%207TH%20AVENUE,%2011TH%20FLOOR,NEW%20YORK,NY)	Graph	1	\$150,000.00	\$150,000.00	\$150,000.00	\$150,000.00
HALSEY, MCCORMACK & HELMER, INC., 275 SEVENTH AVENUE, NEW YORK, NY (https://www.google.com/maps/place/275%20SEVENTH%20AVENUE,NEW%20YORK,NY)	Graph	1	\$58,000.00	\$58,000.00	\$58,000.00	\$58,000.00
INFOSTRETCH CORPORATION, 275 7TH AVENUE 7TH FLOOR, NEW YORK, NY (https://www.google.com/maps/place/275%207TH%20AVENUE%207TH%20FLOOR,NEW%20YORK,NY)	Graph	1	\$128,000.00	\$128,000.00	\$128,000.00	\$128,000.00
COMCAST CABLE COMMUNICATIONS, LLC, 275 7TH AVE, NEW YORK, NY (https://www.google.com/maps/place/275%207TH%20AVE,NEW%20YORK,NY)	Graph	3	\$97,169.00	\$88,000.00	\$71,510.00	\$131,997.00
COMCAST CABLE COMMUNICATIONS, LLC, 275 7TH AVE., NEW YORK, NY (https://www.google.com/maps/place/275%207TH%20AVE.,NEW%20YORK,NY)	Graph	5	\$90,718.80	\$70,221.00	\$53,165.00	\$135,000.00
REMEDY BPCI PARTNERS LLC, 275 7TH AVENUE, NEW YORK, NY (https://www.google.com/maps/place/275%207TH%20AVENUE,NEW%20YORK,NY)	Graph	26	\$111,320.31	\$85,000.00	\$61,069.00	\$336,218.00
Totals	Graph	37	\$107,444.03	\$88,000.00	\$53,165.00	\$336,218.00

Latitude: 40.745747 Longitude: -73.639026

Employer Name/Employer Address	Graph	Count	Mean Wage	Median Wage	Lowest Wage	Highest Wage
MELTZER, LIPPE, GOLDSTEIN & BREITSTONE, LLP, 190 WILLIS AVENUE, MINEOLA, NY (https://www.google.com/maps/place/190%20WILLIS%20AVENUE,MINEOLA,NY)	Graph	1	\$107,000.00	\$107,000.00	\$107,000.00	\$107,000.00
Totals	Graph	1	\$107,000.00	\$107,000.00	\$107,000.00	\$107,000.00

Employer Name/Worksite Address	Graph	Count	Mean Wage	Median Wage	Lowest Wage	Highest Wage
MELTZER, LIPPE, GOLDSTEIN & BREITSTONE, LLP, 190 WILLIS AVENUE, MINEOLA, NY (https://www.google.com/maps/place/190%20WILLIS%20AVENUE,MINEOLA,NY)	Graph	1	\$107,000.00	\$107,000.00	\$107,000.00	\$107,000.00
Totals	Graph	1	\$107,000.00	\$107,000.00	\$107,000.00	\$107,000.00

Latitude: 40.745763 Longitude: -73.991612

Employer Name/Employer Address	Graph	Count	Mean Wage	Median Wage	Lowest Wage	Highest Wage
DEFINITION BRANDING & MARKETING LLC, 121 WEST 27TH STREET, NEW YORK, NY (https://www.google.com/maps/place/121%20WEST%2027TH%20STREET,NEW%20YORK,NY)	Graph	1	\$39,000.00	\$39,000.00	\$39,000.00	\$39,000.00
LAURA DAIL LITERARY AGENCY INC, 121 WEST 27TH STREET, NEW YORK, NY (https://www.google.com/maps/place/121%20WEST%2027TH%20STREET,NEW%20YORK,NY)	Graph	1	\$41,142.40	\$41,142.40	\$41,142.40	\$41,142.40
ONLY MAKE BELIEVE, INC., 121 WEST 27TH STREET, NEW YORK, NY (https://www.google.com/maps/place/121%20WEST%2027TH%20STREET,NEW%20YORK,NY)	Graph	1	\$97,393.00	\$97,393.00	\$97,393.00	\$97,393.00
PYPESTREAM INC, 121 WEST 27TH STREET, NEW YORK, NY (https://www.google.com/maps/place/121%20WEST%2027TH%20STREET,NEW%20YORK,NY)	Graph	1	\$60,000.00	\$60,000.00	\$60,000.00	\$60,000.00
SGF ASSOCIATES, INC., 121 WEST 27TH STREET, NEW YORK, NY (https://www.google.com/maps/place/121%20WEST%2027TH%20STREET,NEW%20YORK,NY)	Graph	1	\$41,454.40	\$41,454.40	\$41,454.40	\$41,454.40
Totals	Graph	5	\$55,797.96	\$41,454.40	\$39,000.00	\$97,393.00

Employer Name/Worksite Address	Graph	Count	Mean Wage	Median Wage	Lowest Wage	Highest Wage
ONLY MAKE BELIEVE, INC., 121 WEST 27TH STREET, NEW YORK, NY (https://www.google.com/maps/place/121%20WEST%2027TH%20STREET,NEW%20YORK,NY)	Graph	5	\$55,797.96	\$41,454.40	\$39,000.00	\$97,393.00
Totals	Graph	5	\$55,797.96	\$41,454.40	\$39,000.00	\$97,393.00

Latitude: 40.745767 Longitude: -73.7142

Employer Name/Worksite Address	Graph	Count	Mean Wage	Median Wage	Lowest Wage	Highest Wage
GOLDEN YEARS SENIOR PROGRAM INC., 257-10 UNION TURNPIKE, GLEN OAKS, NY (https://www.google.com/maps/place/257-10%20UNION%20TURNPIKE,GLEN%20OAKS,NY)	Graph	1	\$45,676.80	\$45,676.80	\$45,676.80	\$45,676.80
Totals	Graph	1	\$45,676.80	\$45,676.80	\$45,676.80	\$45,676.80

Latitude: 40.745807 Longitude: -73.984465

Employer Name/Employer Address	Graph	Count	Mean Wage	Median Wage	Lowest Wage	Highest Wage
CROSS COMMERCE MEDIA, INC., 130 MADISON AVE, NEW YORK, NY (https://www.google.com/maps/place/130%20MADISON%20AVE,NEW%20YORK,NY)	Graph	1	\$125,000.00	\$125,000.00	\$125,000.00	\$125,000.00
CROSS COMMERCE MEDIA, INC., 130 MADISON AVENUE, NEW YORK, NY (https://www.google.com/maps/place/130%20MADISON%20AVENUE,NEW%20YORK,NY)	Graph	2	\$140,000.00	\$110,000.00	\$110,000.00	\$170,000.00
Totals	Graph	3	\$135,000.00	\$125,000.00	\$110,000.00	\$170,000.00

Employer Name/Worksite Address	Graph	Count	Mean Wage	Median Wage	Lowest Wage	Highest Wage
--------------------------------	-------	-------	-----------	-------------	-------------	--------------

Employer Name/Worksite Address	Graph	Count	Mean Wage	Median Wage	Lowest Wage	Highest Wage
CROSS COMMERCE MEDIA, INC., 130 MADISON AVE., NEW YORK, NY (https://www.google.com/maps/place/130%20MADISON%20AVE.,NEW%20YORK,NY)	Graph	1	\$110,000.00	\$110,000.00	\$110,000.00	\$110,000.00
CROSS COMMERCE MEDIA, INC., 130 MADISON AVENUE, NEW YORK, NY (https://www.google.com/maps/place/130%20MADISON%20AVENUE,NEW%20YORK,NY)	Graph	1	\$170,000.00	\$170,000.00	\$170,000.00	\$170,000.00
Totals	Graph	2	\$140,000.00	\$110,000.00	\$110,000.00	\$170,000.00

Latitude: 40.745821 Longitude: -73.890353

Employer Name/Worksite Address	Graph	Count	Mean Wage	Median Wage	Lowest Wage	Highest Wage
LEARNINGTREE OF NEW YORK,LLC, 40-42 75TH STREET, ELMHURST, NY (https://www.google.com/maps/place/40-42%2075TH%20STREET,ELMHURST,NY)	Graph	1	\$66,560.00	\$66,560.00	\$66,560.00	\$66,560.00
Totals	Graph	1	\$66,560.00	\$66,560.00	\$66,560.00	\$66,560.00

Employer Name/Worksite Address	Graph	Count	Mean Wage	Median Wage	Lowest Wage	Highest Wage
LEARNINGTREE OF NEW YORK,LLC, 40-42 75TH STREET, ELMHURST, NY (https://www.google.com/maps/place/40-42%2075TH%20STREET,ELMHURST,NY)	Graph	1	\$66,560.00	\$66,560.00	\$66,560.00	\$66,560.00
Totals	Graph	1	\$66,560.00	\$66,560.00	\$66,560.00	\$66,560.00

Latitude: 40.745831 Longitude: -73.893355

Employer Name/Worksite Address	Graph	Count	Mean Wage	Median Wage	Lowest Wage	Highest Wage
BQE INDUSTRIES, INC., 40-49 72ND STREET, WOODSIDE, NY (https://www.google.com/maps/place/40-49%2072ND%20STREET,WOODSIDE,NY)	Graph	1	\$50,000.00	\$50,000.00	\$50,000.00	\$50,000.00
Totals	Graph	1	\$50,000.00	\$50,000.00	\$50,000.00	\$50,000.00

Latitude: 40.745857 Longitude: -73.991835

Employer Name/Worksite Address	Graph	Count	Mean Wage	Median Wage	Lowest Wage	Highest Wage
GILSANZ MURRAY STEFICEK LLP, 129 WEST 27TH STREET, 5TH FLOOR, NEW YORK, NY (https://www.google.com/maps/place/129%20WEST%2027TH%20STREET,%205TH%20FLOOR,NEW%20YORK,NY)	Graph	1	\$42,000.00	\$42,000.00	\$42,000.00	\$42,000.00
MONSIEUR TOUTON SELECTION LTD, 129 WEST 27TH STREET, NEW YORK, NY (https://www.google.com/maps/place/129%20WEST%2027TH%20STREET,NEW%20YORK,NY)	Graph	1	\$115,000.00	\$115,000.00	\$115,000.00	\$115,000.00
GILSANZ MURRAY STEFICEK, LLP ENGINEERS AND ARCHITECTS, 129 WEST 27TH STREET, 5TH FLOOR, NEW YORK, NY (https://www.google.com/maps/place/129%20WEST%2027TH%20STREET,%205TH%20FLOOR,NEW%20YORK,NY)	Graph	7	\$60,321.43	\$62,171.00	\$41,454.00	\$115,000.00
Totals	Graph	9	\$64,361.11	\$62,171.00	\$41,454.00	\$115,000.00

Employer Name/Worksite Address	Graph	Count	Mean Wage	Median Wage	Lowest Wage	Highest Wage
MONSIEUR TOUTON SELECTION LTD, 129 WEST 27TH STREET, NEW YORK, NY (https://www.google.com/maps/place/129%20WEST%2027TH%20STREET,NEW%20YORK,NY)	Graph	1	\$115,000.00	\$115,000.00	\$115,000.00	\$115,000.00
GILSANZ MURRAY STEFICEK LLP, 129 WEST 27TH STREET, 5TH FLOOR, NEW YORK, NY (https://www.google.com/maps/place/129%20WEST%2027TH%20STREET,%205TH%20FLOOR,NEW%20YORK,NY)	Graph	8	\$58,031.25	\$62,171.00	\$41,454.00	\$115,000.00
Totals	Graph	9	\$64,361.11	\$62,171.00	\$41,454.00	\$115,000.00

Latitude: 40.745865 Longitude: -73.991766

Employer Name/Worksite Address	Graph	Count	Mean Wage	Median Wage	Lowest Wage	Highest Wage

Employer Name/Employer Address	Graph	Count	Mean Wage	Median Wage	Lowest Wage	Highest Wage
HEYKOREAN, INC., 109 W 27TH ST. #3B, NEW YORK, NY (https://www.google.com/maps/place/109%20W%2027TH%20ST.%20#3B,NEW%20YORK,NY)	Graph	1	\$56,804.80	\$56,804.80	\$56,804.80	\$56,804.80
HEYKOREAN, INC, 109 W 27TH ST. #3B, NEW YORK, NY (https://www.google.com/maps/place/109%20W%2027TH%20ST.%20#3B,NEW%20YORK,NY)	Graph	2	\$47,860.90	\$38,917.00	\$38,917.00	\$56,804.80
Totals	Graph	3	\$50,842.20	\$56,804.80	\$38,917.00	\$56,804.80

Employer Name/Worksite Address	Graph	Count	Mean Wage	Median Wage	Lowest Wage	Highest Wage
HEYKOREAN, INC, 109 W 27TH ST. #3B, NEW YORK, NY (https://www.google.com/maps/place/109%20W%2027TH%20ST.%20#3B,NEW%20YORK,NY)	Graph	3	\$50,842.20	\$56,804.80	\$38,917.00	\$56,804.80
Totals	Graph	3	\$50,842.20	\$56,804.80	\$38,917.00	\$56,804.80

Latitude: 40.745911 Longitude: -73.931366

Employer Name/Employer Address	Graph	Count	Mean Wage	Median Wage	Lowest Wage	Highest Wage
MING PAO INVESTMENT (USA) L.P., 43-31 33RD STREET, LONG ISLAND CITY, NY (https://www.google.com/maps/place/43-31%2033RD%20STREET, LONG%20ISLAND%20CITY,NY)	Graph	1	\$37,752.00	\$37,752.00	\$37,752.00	\$37,752.00
MING PAO INVESTMENT (USA) L.P., 43-31 33RD STREET, 2ND FLOOR, LONG ISLAND CITY, NY (https://www.google.com/maps/place/43-31%2033RD%20STREET,%202ND%20FLOOR, LONG%20ISLAND%20CITY,NY)	Graph	5	\$43,359.68	\$38,916.80	\$38,771.20	\$55,764.80
Totals	Graph	6	\$42,425.07	\$38,916.80	\$37,752.00	\$55,764.80

Employer Name/Worksite Address	Graph	Count	Mean Wage	Median Wage	Lowest Wage	Highest Wage
MING PAO INVESTMENT (USA) L.P., 43-31 33RD STREET, LONG ISLAND CITY, NY (https://www.google.com/maps/place/43-31%2033RD%20STREET, LONG%20ISLAND%20CITY,NY)	Graph	1	\$37,752.00	\$37,752.00	\$37,752.00	\$37,752.00
MING PAO INVESTMENT (USA) L.P., 43-31 33RD STREET, 2ND FLOOR, LONG ISLAND CITY, NY (https://www.google.com/maps/place/43-31%2033RD%20STREET,%202ND%20FLOOR, LONG%20ISLAND%20CITY,NY)	Graph	5	\$43,359.68	\$38,916.80	\$38,771.20	\$55,764.80
Totals	Graph	6	\$42,425.07	\$38,916.80	\$37,752.00	\$55,764.80

Latitude: 40.745915 Longitude: -73.984224

Employer Name/Employer Address	Graph	Count	Mean Wage	Median Wage	Lowest Wage	Highest Wage
BLONDMONSTER, 135 MADISON AVE, NEW YORK, NY (https://www.google.com/maps/place/135%20MADISON%20AVE,NEW%20YORK,NY)	Graph	1	\$80,000.00	\$80,000.00	\$80,000.00	\$80,000.00
PREPD, INC., 135 MADISON AVENUE, NEW YORK, NY (https://www.google.com/maps/place/135%20MADISON%20AVENUE,NEW%20YORK,NY)	Graph	1	\$96,000.00	\$96,000.00	\$96,000.00	\$96,000.00
Totals	Graph	2	\$88,000.00	\$80,000.00	\$80,000.00	\$96,000.00

Employer Name/Worksite Address	Graph	Count	Mean Wage	Median Wage	Lowest Wage	Highest Wage
B&B ITALIA USA, INC., 135 MADISON AVENUE, NEW YORK, NY (https://www.google.com/maps/place/135%20MADISON%20AVENUE,NEW%20YORK,NY)	Graph	1	\$60,000.00	\$60,000.00	\$60,000.00	\$60,000.00
VECTORMAX CORPORATION, 135 MADISON AVE, NEW YORK, NY (https://www.google.com/maps/place/135%20MADISON%20AVE,NEW%20YORK,NY)	Graph	2	\$85,500.00	\$80,000.00	\$80,000.00	\$91,000.00
Totals	Graph	3	\$77,000.00	\$80,000.00	\$60,000.00	\$91,000.00

Latitude: 40.745928 Longitude: -73.992002

Employer Name/Employer Address	Graph	Count	Mean Wage	Median Wage	Lowest Wage	H
ADAM D. TIHANY INTERNATIONAL, LTD, 135 WEST 27TH STREET, NINTH FLOOR, NEW YORK, NY (https://www.google.com/maps/place/135%20WEST%2027TH%20STREET,%20NINTH%20FLOOR,NEW%20YORK,NY)	Graph	1	\$55,000.00	\$55,000.00	\$55,000.00	\$5
Totals	Graph	1	\$55,000.00	\$55,000.00	\$55,000.00	\$5

Employer Name/Worksite Address	Graph	Count	Mean Wage	Median Wage	Lowest Wage	H
ADAM D. TIHANY INTERNATIONAL, LTD, 135 WEST 27TH STREET, NINTH FLOOR, NEW YORK, NY (https://www.google.com/maps/place/135%20WEST%2027TH%20STREET,%20NINTH%20FLOOR,NEW%20YORK,NY)	Graph	1	\$55,000.00	\$55,000.00	\$55,000.00	\$5
Totals	Graph	1	\$55,000.00	\$55,000.00	\$55,000.00	\$5

Latitude: 40.745931 Longitude: -73.957468

Employer Name/Worksite Address	Graph	Count	Mean Wage	Median Wage	Lowest Wage	Highest Wage
EASTAR INTERNATIONAL INC., 4610 CENTER BLVD, LONG ISLAND CITY, NY (https://www.google.com/maps/place/4610%20CENTER%20BLVD, LONG%20ISLAND%20CITY,NY)	Graph	1	\$47,840.00	\$47,840.00	\$47,840.00	\$47,840.00
Totals	Graph	1	\$47,840.00	\$47,840.00	\$47,840.00	\$47,840.00

Latitude: 40.745935 Longitude: -73.988677

Employer Name/Employer Address	Graph	Count	Mean Wage	Median Wage	Lowest Wage	Highest Wage
HEALTHIFY, INC., 1201 BROADWAY, NEW YORK, NY (https://www.google.com/maps/place/1201%20BROADWAY,NEW%20YORK,NY)	Graph	1	\$85,000.00	\$85,000.00	\$85,000.00	\$85,000.00
RAIOLA COMPANY INC, SUITE 511, 1201 BORADWAY, NEW YORK, NY (https://www.google.com/maps/place/SUITE%20511,%201201%20BORADWAY,NEW%20YORK,NY)	Graph	1	\$114,000.00	\$114,000.00	\$114,000.00	\$114,000.00
Totals	Graph	2	\$99,500.00	\$85,000.00	\$85,000.00	\$114,000.00

Employer Name/Worksite Address	Graph	Count	Mean Wage	Median Wage	Lowest Wage	Highest Wage
DLR GROUP, INC., 1201 BROADWAY, NEW YORK, NY (https://www.google.com/maps/place/1201%20BROADWAY,NEW%20YORK,NY)	Graph	2	\$67,000.00	\$49,000.00	\$49,000.00	\$85,000.00
Totals	Graph	2	\$67,000.00	\$49,000.00	\$49,000.00	\$85,000.00

Latitude: 40.745937 Longitude: -73.764702

Employer Name/Employer Address	Graph	Count	Mean Wage	Median Wage	Lowest Wage	Highest Wage
UCC GROUP INC., 61-29 212TH STREET, BAYSIDE, NY (https://www.google.com/maps/place/61-29%20212TH%20STREET,BAYSIDE,NY)	Graph	1	\$56,160.00	\$56,160.00	\$56,160.00	\$56,160.00
Totals	Graph	1	\$56,160.00	\$56,160.00	\$56,160.00	\$56,160.00

Employer Name/Worksite Address	Graph	Count	Mean Wage	Median Wage	Lowest Wage	Highest Wage
UCC GROUP INC., 61-29 212TH STREET, BAYSIDE, NY (https://www.google.com/maps/place/61-29%20212TH%20STREET,BAYSIDE,NY)	Graph	1	\$56,160.00	\$56,160.00	\$56,160.00	\$56,160.00
Totals	Graph	1	\$56,160.00	\$56,160.00	\$56,160.00	\$56,160.00

Latitude: 40.745983 Longitude: -73.943521

Employer Name/Employer Address	Graph	Count	Mean Wage	Median Wage	Lowest Wage	Highest Wage
--------------------------------	-------	-------	-----------	-------------	-------------	--------------

Employer Name/Employer Address	Graph	Count	Mean Wage	Median Wage	Lowest Wage	Highest Wage
CITIBANK, N.A., 1 COURT SQUARE, LONG ISLAND CITY, NY (https://www.google.com/maps/place/1%20COURT%20SQUARE, LONG%20ISLAND%20CITY, NY)	Graph	1	\$160,000.00	\$160,000.00	\$160,000.00	\$160,000.00
Totals	Graph	1	\$160,000.00	\$160,000.00	\$160,000.00	\$160,000.00

Employer Name/Worksite Address	Graph	Count	Mean Wage	Median Wage	Lowest Wage	Highest Wage
CITIBANK, N.A., 1 COURT SQUARE, NEW YORK, NY (https://www.google.com/maps/place/1%20COURT%20SQUARE, NEW%20YORK, NY)	Graph	1	\$122,000.00	\$122,000.00	\$122,000.00	\$122,000.00
CITICORP CREDIT SERVICES, INC. (USA), 1 COURT STREET, LONG ISLAND CITY, NY (https://www.google.com/maps/place/1%20COURT%20STREET, LONG%20ISLAND%20CITY, NY)	Graph	2	\$140,000.00	\$125,000.00	\$125,000.00	\$155,000.00
GENPACT LLC, 1 CT SQUARE W, LONG ISLAND, NY (https://www.google.com/maps/place/1%20CT%20SQUARE%20W, LONG%20ISLAND, NY)	Graph	2	\$74,500.00	\$72,000.00	\$72,000.00	\$77,000.00
ANU SOFTWARE CONSULTANTS, INC., CITIGROUP BUILDING, LONG ISLAND, NY (https://www.google.com/maps/place/CITIGROUP%20BUILDING, LONG%20ISLAND, NY)	Graph	3	\$67,000.00	\$68,000.00	\$65,000.00	\$68,000.00
CITIBANK, N.A., 1 COURT SQUARE, LONG ISLAND, NY (https://www.google.com/maps/place/1%20COURT%20SQUARE, LONG%20ISLAND, NY)	Graph	4	\$78,776.00	\$69,936.00	\$65,000.00	\$105,000.00
WIPRO LIMITED, 1 CT SQUARE W, LONG ISLAND CITY, NY (https://www.google.com/maps/place/1%20CT%20SQUARE%20W, LONG%20ISLAND%20CITY, NY)	Graph	4	\$71,335.75	\$71,781.00	\$70,000.00	\$71,781.00
MITCHELL/MARTIN, INC., CITIGROUP, LONG ISLAND CITY, NY (https://www.google.com/maps/place/CITIGROUP, LONG%20ISLAND%20CITY, NY)	Graph	6	\$107,593.00	\$90,813.00	\$70,221.00	\$135,000.00
DELOITTE CONSULTING LLP, 1 CT SQUARE WEST, LONG ISLAND CITY, NY (https://www.google.com/maps/place/1%20CT%20SQUARE%20WEST, LONG%20ISLAND%20CITY, NY)	Graph	15	\$65,000.00	\$65,000.00	\$65,000.00	\$65,000.00
INFOSYS LIMITED, 2 COURT SQUARE, LONG ISLAND CITY, NY (https://www.google.com/maps/place/2%20COURT%20SQUARE, LONG%20ISLAND%20CITY, NY)	Graph	16	\$112,077.25	\$110,000.00	\$80,000.00	\$180,000.00
INFOSYS LIMITED, 1 COURT SQUARE, LONG ISLAND CITY, NY (https://www.google.com/maps/place/1%20COURT%20SQUARE, LONG%20ISLAND%20CITY, NY)	Graph	158	\$111,220.76	\$105,000.00	\$60,000.00	\$225,000.00
Totals	Graph	211	\$105,872.61	\$105,000.00	\$60,000.00	\$225,000.00

Latitude: 40.74599 Longitude: -73.972446

Employer Name/Worksite Address	Graph	Count	Mean Wage	Median Wage	Lowest Wage	Highest Wage
NEW YORK UNIVERSITY SCHOOL OF MEDICINE, 660 FIRST AVENUE, NEW YORK, NY (https://www.google.com/maps/place/660%20FIRST%20AVENUE, NEW%20YORK, NY)	Graph	2	\$88,938.78	\$67,205.00	\$67,205.00	\$110,672.56
Totals	Graph	2	\$88,938.78	\$67,205.00	\$67,205.00	\$110,672.56

Latitude: 40.745992 Longitude: -73.98433

Employer Name/Employer Address	Graph	Count	Mean Wage	Median Wage	Lowest Wage	Highest Wage
DOMUS DESIGN CENTER, INC, 134 MADISON AVENUE, NEW YORK, NY (https://www.google.com/maps/place/134%20MADISON%20AVENUE, NEW%20YORK, NY)	Graph	1	\$39,956.80	\$39,956.80	\$39,956.80	\$39,956.80
HIGHBRIDGE NEW YORK INC., 136 MADISON AVENUE, NEW YORK, NY (https://www.google.com/maps/place/136%20MADISON%20AVENUE, NEW%20YORK, NY)	Graph	1	\$45,600.00	\$45,600.00	\$45,600.00	\$45,600.00
SUNHAM HOME FASHIONS LLC, 136 MADISON AVENUE, NEW YORK, NY (https://www.google.com/maps/place/136%20MADISON%20AVENUE, NEW%20YORK, NY)	Graph	1	\$45,000.00	\$45,000.00	\$45,000.00	\$45,000.00
SUNHAM HOME FASHIONS, LLC, 136 MADISON AVENUE, NEW YORK, NY (https://www.google.com/maps/place/136%20MADISON%20AVENUE, NEW%20YORK, NY)	Graph	2	\$97,027.20	\$85,000.00	\$85,000.00	\$109,054.40
Totals	Graph	5	\$64,922.24	\$45,600.00	\$39,956.80	\$109,054.40

Employer Name/Worksite Address	Graph	Count	Mean Wage	Median Wage	Lowest Wage	Highest Wage
DOMUS DESIGN CENTER, INC, 134 MADISON AVENUE, NEW YORK, NY (https://www.google.com/maps/place/134%20MADISON%20AVENUE, NEW%20YORK, NY)	Graph	1	\$39,956.80	\$39,956.80	\$39,956.80	\$39,956.80

Employer Name/Worksite Address	Graph	Count	Mean Wage	Median Wage	Lowest Wage	Highest Wage
SOFTCRYLIC LLC., 136 MADISON AVENUE, NEW YORK, NY (https://www.google.com/maps/place/136%20MADISON%20AVENUE,NEW%20YORK,NY)	Graph	6	\$84,577.40	\$85,000.00	\$45,000.00	\$111,405.00
Totals	Graph	7	\$78,203.03	\$85,000.00	\$39,956.80	\$111,405.00

Latitude: 40.746069 Longitude: -73.992677

Employer Name/Worksite Address	Graph	Count	Mean Wage	Median Wage	Lowest Wage	Highest Wage
PELTON INTERACTIVE, INC., 158 W. 27TH STREET, NEW YORK, NY (https://www.google.com/maps/place/158%20W.%2027TH%20STREET,NEW%20YORK,NY)	Graph	2	\$172,500.00	\$155,000.00	\$155,000.00	\$190,000.00
BDG MEDIA INC., 158 WEST 27TH STREET, NEW YORK, NY (https://www.google.com/maps/place/158%20WEST%2027TH%20STREET,NEW%20YORK,NY)	Graph	4	\$102,250.00	\$55,000.00	\$48,000.00	\$225,000.00
Totals	Graph	6	\$125,666.67	\$81,000.00	\$48,000.00	\$225,000.00

Employer Name/Worksite Address	Graph	Count	Mean Wage	Median Wage	Lowest Wage	Highest Wage
MINDSHIFT TECHNOLOGIES, INC., 158 WEST 27TH STREET, NEW YORK, NY (https://www.google.com/maps/place/158%20WEST%2027TH%20STREET,NEW%20YORK,NY)	Graph	1	\$83,000.00	\$83,000.00	\$83,000.00	\$83,000.00
Totals	Graph	1	\$83,000.00	\$83,000.00	\$83,000.00	\$83,000.00

Latitude: 40.74608 Longitude: -73.979129

Employer Name/Worksite Address	Graph	Count	Mean Wage	Median Wage	Lowest Wage	Highest Wage
NYU LANGONE HOSPITALS, 160 EAST 34TH STREET, NEW YORK, NY (https://www.google.com/maps/place/160%20EAST%2034TH%20STREET,NEW%20YORK,NY)	Graph	1	\$93,550.00	\$93,550.00	\$93,550.00	\$93,550.00
Totals	Graph	1	\$93,550.00	\$93,550.00	\$93,550.00	\$93,550.00

Latitude: 40.746092 Longitude: -73.992393

Employer Name/Worksite Address	Graph	Count	Mean Wage	Median Wage	Lowest Wage	Highest Wage
BOND GIFTING, INC., 149 W. 27TH STREET, NEW YORK, NY (https://www.google.com/maps/place/149%20W.%2027TH%20STREET,NEW%20YORK,NY)	Graph	2	\$115,000.00	\$95,000.00	\$95,000.00	\$135,000.00
Totals	Graph	2	\$115,000.00	\$95,000.00	\$95,000.00	\$135,000.00

Employer Name/Worksite Address	Graph	Count	Mean Wage	Median Wage	Lowest Wage	Highest Wage
BOND GIFTING, INC., 149 W. 27TH STREET, NEW YORK, NY (https://www.google.com/maps/place/149%20W.%2027TH%20STREET,NEW%20YORK,NY)	Graph	2	\$115,000.00	\$95,000.00	\$95,000.00	\$135,000.00
Totals	Graph	2	\$115,000.00	\$95,000.00	\$95,000.00	\$135,000.00

Latitude: 40.74612 Longitude: -74.006086

Employer Name/Worksite Address	Graph	Count	Mean Wage	Median Wage	Lowest Wage	Highest Wage
JACK SHAINMAN GALLERY INC NYC, 513 W 20TH ST, NEW YORK, NY (https://www.google.com/maps/place/513%20W%2020TH%20ST,NEW%20YORK,NY)	Graph	1	\$57,678.40	\$57,678.40	\$57,678.40	\$57,678.40
Totals	Graph	1	\$57,678.40	\$57,678.40	\$57,678.40	\$57,678.40

Employer Name/Worksite Address	Graph	Count	Mean Wage	Median Wage	Lowest Wage	Highest Wage
--------------------------------	-------	-------	-----------	-------------	-------------	--------------

Employer Name/Worksite Address	Graph	Count	Mean Wage	Median Wage	Lowest Wage	Highest Wage
JACK SHAINMAN GALLERY INC NYC, 513 WEST 20TH STREET, NEW YORK, NY (https://www.google.com/maps/place/513%20WEST%2020TH%20STREET,NEW%20YORK,NY)	Graph	1	\$57,678.40	\$57,678.40	\$57,678.40	\$57,678.40
Totals	Graph	1	\$57,678.40	\$57,678.40	\$57,678.40	\$57,678.40

Latitude: 40.746126 Longitude: -73.986711

Employer Name/Worksite Address	Graph	Count	Mean Wage	Median Wage	Lowest Wage	Highest Wage
ALKEMY X, INC., 7 WEST 30TH STREET, 6TH FLOOR, NEW YORK, NY (https://www.google.com/maps/place/7%20WEST%2030TH%20STREET,%206TH%20FLOOR,NEW%20YORK,NY)	Graph	1	\$33,009.60	\$33,009.60	\$33,009.60	\$33,009.60
Totals	Graph	1	\$33,009.60	\$33,009.60	\$33,009.60	\$33,009.60

Latitude: 40.746135 Longitude: -73.988997

Employer Name/Worksite Address	Graph	Count	Mean Wage	Median Wage	Lowest Wage	Highest Wage
COCO INTERNATIONAL CORP., 46 W 29TH STREET, NEW YORK, NY (https://www.google.com/maps/place/46%20W%2029TH%20STREET,NEW%20YORK,NY)	Graph	1	\$42,890.00	\$42,890.00	\$42,890.00	\$42,890.00
Totals	Graph	1	\$42,890.00	\$42,890.00	\$42,890.00	\$42,890.00

Employer Name/Worksite Address	Graph	Count	Mean Wage	Median Wage	Lowest Wage	Highest Wage
COCO INTERNATIONAL CORP., 46 W 29TH STREET, NEW YORK, NY (https://www.google.com/maps/place/46%20W%2029TH%20STREET,NEW%20YORK,NY)	Graph	1	\$42,890.00	\$42,890.00	\$42,890.00	\$42,890.00
Totals	Graph	1	\$42,890.00	\$42,890.00	\$42,890.00	\$42,890.00

Latitude: 40.746139 Longitude: -73.992504

Employer Name/Worksite Address	Graph	Count	Mean Wage	Median Wage	Lowest Wage	Highest Wage
EDYNAMIC LLC, 153 W. 27TH STREET, NEW YORK, NY (https://www.google.com/maps/place/153%20W.%2027TH%20STREET,NEW%20YORK,NY)	Graph	1	\$230,000.00	\$230,000.00	\$230,000.00	\$230,000.00
Totals	Graph	1	\$230,000.00	\$230,000.00	\$230,000.00	\$230,000.00

Employer Name/Worksite Address	Graph	Count	Mean Wage	Median Wage	Lowest Wage	Highest Wage
EDYNAMIC LLC, 153 W. 27TH STREET, NEW YORK, NY (https://www.google.com/maps/place/153%20W.%2027TH%20STREET,NEW%20YORK,NY)	Graph	1	\$230,000.00	\$230,000.00	\$230,000.00	\$230,000.00
Totals	Graph	1	\$230,000.00	\$230,000.00	\$230,000.00	\$230,000.00

Latitude: 40.746149 Longitude: -74.006916

Employer Name/Worksite Address	Graph	Count	Mean Wage	Median Wage	Lowest Wage	Highest Wage
THE EDRINGTON GROUP USA LLC, 150 FIFTH AVENUE, NEW YORK, NY (https://www.google.com/maps/place/150%20FIFTH%20AVENUE,NEW%20YORK,NY)	Graph	1	\$115,500.00	\$115,500.00	\$115,500.00	\$115,500.00
Totals	Graph	1	\$115,500.00	\$115,500.00	\$115,500.00	\$115,500.00

Latitude: 40.746161 Longitude: -74.006182

Employer Name/Worksite Address	Graph	Count	Mean Wage	Median Wage	Lowest Wage	Highest Wage
--------------------------------	-------	-------	-----------	-------------	-------------	--------------

Employer Name/Employer Address	Graph	Count	Mean Wage	Median Wage	Lowest Wage	Highest Wage
WHITE LION DESIGN, 515 W 20TH ST, NEW YORK, NY (https://www.google.com/maps/place/515%20W%2020TH%20ST,NEW%20YORK,NY)	Graph	1	\$70,000.00	\$70,000.00	\$70,000.00	\$70,000.00
Totals	Graph	1	\$70,000.00	\$70,000.00	\$70,000.00	\$70,000.00

Employer Name/Worksite Address	Graph	Count	Mean Wage	Median Wage	Lowest Wage	Highest Wage
SOHO HOUSE NEW YORK LLC, 515 W. 20TH STREET, NEW YORK, NY (https://www.google.com/maps/place/515%20W.%2020TH%20STREET,NEW%20YORK,NY)	Graph	3	\$62,666.67	\$60,000.00	\$58,000.00	\$70,000.00
Totals	Graph	3	\$62,666.67	\$60,000.00	\$58,000.00	\$70,000.00

Latitude: 40.746173 Longitude: -74.039836

Employer Name/Employer Address	Graph	Count	Mean Wage	Median Wage	Lowest Wage	Highest Wage
HEALTH RECOVERY SOLUTIONS INC., 50 HARRISON STREET, HOBOKEN, NJ (https://www.google.com/maps/place/50%20HARRISON%20STREET,HOBOKEN,NJ)	Graph	1	\$73,500.00	\$73,500.00	\$73,500.00	\$73,500.00
STELLEMENT SOLUTIONS INC, 50 HARRISON STREET, HOBOKEN, NJ (https://www.google.com/maps/place/50%20HARRISON%20STREET,HOBOKEN,NJ)	Graph	7	\$75,714.29	\$71,000.00	\$65,000.00	\$91,000.00
Totals	Graph	8	\$75,437.50	\$71,000.00	\$65,000.00	\$91,000.00

Employer Name/Worksite Address	Graph	Count	Mean Wage	Median Wage	Lowest Wage	Highest Wage
HEALTH RECOVERY SOLUTIONS INC., 50 HARRISON STREET, HOBOKEN, NY (https://www.google.com/maps/place/50%20HARRISON%20STREET,HOBOKEN,NY)	Graph	1	\$73,500.00	\$73,500.00	\$73,500.00	\$73,500.00
Totals	Graph	1	\$73,500.00	\$73,500.00	\$73,500.00	\$73,500.00

Latitude: 40.74619 Longitude: -73.988788

Employer Name/Employer Address	Graph	Count	Mean Wage	Median Wage	Lowest Wage	Highest Wage
ABS ENGINEERING, PLLC, 39 WEST 29TH STREET, NEW YORK, NY (https://www.google.com/maps/place/39%20WEST%2029TH%20STREET,NEW%20YORK,NY)	Graph	1	\$65,000.00	\$65,000.00	\$65,000.00	\$65,000.00
BEAUTY ESSENCE, INC., 39 W 29TH ST., NEW YORK, NY (https://www.google.com/maps/place/39%20W%2029TH%20ST.,NEW%20YORK,NY)	Graph	2	\$115,939.20	\$115,939.20	\$115,939.20	\$115,939.20
Totals	Graph	3	\$98,959.47	\$115,939.20	\$65,000.00	\$115,939.20

Employer Name/Worksite Address	Graph	Count	Mean Wage	Median Wage	Lowest Wage	Highest Wage
ABS ENGINEERING, PLLC, 39 WEST 29TH STREET, NEW YORK, NY (https://www.google.com/maps/place/39%20WEST%2029TH%20STREET,NEW%20YORK,NY)	Graph	1	\$65,000.00	\$65,000.00	\$65,000.00	\$65,000.00
Totals	Graph	1	\$65,000.00	\$65,000.00	\$65,000.00	\$65,000.00

Latitude: 40.746191 Longitude: -73.988496

Employer Name/Employer Address	Graph	Count	Mean Wage	Median Wage	Lowest Wage	Highest Wage
DISTRICT COWORK, 1204 BROADWAY, NEW YORK, NY (https://www.google.com/maps/place/1204%20BROADWAY,NEW%20YORK,NY)	Graph	1	\$58,198.00	\$58,198.00	\$58,198.00	\$58,198.00
Totals	Graph	1	\$58,198.00	\$58,198.00	\$58,198.00	\$58,198.00

Employer Name/Worksite Address	Graph	Count	Mean Wage	Median Wage	Lowest Wage	Highest Wage
--------------------------------	-------	-------	-----------	-------------	-------------	--------------

Employer Name/Worksite Address	Graph	Count	Mean Wage	Median Wage	Lowest Wage	Highest Wage
DISTRICT COWORK, 1204 BROADWAY, NEW YORK, NY (https://www.google.com/maps/place/1204%20BROADWAY,NEW%20YORK,NY)	Graph	3	\$62,732.67	\$65,000.00	\$58,198.00	\$65,000.00
Totals	Graph	3	\$62,732.67	\$65,000.00	\$58,198.00	\$65,000.00

Latitude: 40.746191 Longitude: -73.973171

Employer Name/Worksite Address	Graph	Count	Mean Wage	Median Wage	Lowest Wage	Highest Wage
NEW YORK UNIVERSITY SCHOOL OF MEDICINE, 345 EAST 37TH STREET, NEW YORK, NY (https://www.google.com/maps/place/345%20EAST%2037TH%20STREET,NEW%20YORK,NY)	Graph	1	\$49,499.03	\$49,499.03	\$49,499.03	\$49,499.03
Totals	Graph	1	\$49,499.03	\$49,499.03	\$49,499.03	\$49,499.03

Latitude: 40.746243 Longitude: -73.941883

Employer Name/Worksite Address	Graph	Count	Mean Wage	Median Wage	Lowest Wage	Highest Wage
REALSOFT TECHNOLOGIES, LLC, 3110 THOMSON AVENUE, LONG ISLAND CITY, NY (https://www.google.com/maps/place/3110%20THOMSON%20AVENUE,LONG%20ISLAND%20CITY,NY)	Graph	1	\$65,000.00	\$65,000.00	\$65,000.00	\$65,000.00
Q.E.D., INC., 3030 THOMSON AVENUE, LONG ISLAND CITY, NY (https://www.google.com/maps/place/3030%20THOMSON%20AVENUE,LONG%20ISLAND%20CITY,NY)	Graph	3	\$102,346.67	\$72,000.00	\$58,240.00	\$176,800.00
Totals	Graph	4	\$93,010.00	\$65,000.00	\$58,240.00	\$176,800.00

Latitude: 40.746278 Longitude: -73.990919

Employer Name/Employer Address	Graph	Count	Mean Wage	Median Wage	Lowest Wage	Highest Wage
CENTERPOINT MEDIA, LLC, 111 WEST 28TH STREET, NEW YORK, NY (https://www.google.com/maps/place/111%20WEST%2028TH%20STREET,NEW%20YORK,NY)	Graph	2	\$82,000.00	\$72,000.00	\$72,000.00	\$92,000.00
Totals	Graph	2	\$82,000.00	\$72,000.00	\$72,000.00	\$92,000.00

Employer Name/Worksite Address	Graph	Count	Mean Wage	Median Wage	Lowest Wage	Highest Wage
CENTERPOINT MEDIA, LLC, 111 WEST 28TH STREET, NEW YORK, NY (https://www.google.com/maps/place/111%20WEST%2028TH%20STREET,NEW%20YORK,NY)	Graph	2	\$82,000.00	\$72,000.00	\$72,000.00	\$92,000.00
Totals	Graph	2	\$82,000.00	\$72,000.00	\$72,000.00	\$92,000.00

Latitude: 40.746281 Longitude: -73.94929

Employer Name/Employer Address	Graph	Count	Mean Wage	Median Wage	Lowest Wage	Highest Wage
ASYMPTOTE ARCHITECTURE D.P.C., 11-45 46TH AVENUE, LONG ISLAND CITY, NY (https://www.google.com/maps/place/11-45%2046TH%20AVENUE,LONG%20ISLAND%20CITY,NY)	Graph	1	\$40,800.00	\$40,800.00	\$40,800.00	\$40,800.00
ASYMPTOTE ARCHITECTURE, PLLC, 11-45 46TH AVENUE, LONG ISLAND CITY, NY (https://www.google.com/maps/place/11-45%2046TH%20AVENUE,LONG%20ISLAND%20CITY,NY)	Graph	3	\$42,000.00	\$42,000.00	\$42,000.00	\$42,000.00
Totals	Graph	4	\$41,700.00	\$42,000.00	\$40,800.00	\$42,000.00

Employer Name/Worksite Address	Graph	Count	Mean Wage	Median Wage	Lowest Wage	Highest Wage
ASYMPTOTE ARCHITECTURE, PLLC, 11-45 46TH AVENUE, LONG ISLAND CITY, NY (https://www.google.com/maps/place/11-45%2046TH%20AVENUE,LONG%20ISLAND%20CITY,NY)	Graph	4	\$41,700.00	\$42,000.00	\$40,800.00	\$42,000.00
Totals	Graph	4	\$41,700.00	\$42,000.00	\$40,800.00	\$42,000.00

Latitude: 40.746304 Longitude: -73.983653

Employer Name/Employer Address	Graph	Count	Mean Wage	Median Wage	Lowest Wage	Highest Wage
GLOBAL HEALTH STRATEGIES LLC, 38 EAST 32ND STREET, NEW YORK, NY (https://www.google.com/maps/place/38%20EAST%2032ND%20STREET,NEW%20YORK,NY)	Graph	1	\$70,000.00	\$70,000.00	\$70,000.00	\$70,000.00
HORTON LEES BROGDEN LIGHTING DESIGN INC., 38 EAST 32ND STREET, NEW YORK, NY (https://www.google.com/maps/place/38%20EAST%2032ND%20STREET,NEW%20YORK,NY)	Graph	2	\$40,000.00	\$40,000.00	\$40,000.00	\$40,000.00
Totals	Graph	3	\$50,000.00	\$40,000.00	\$40,000.00	\$70,000.00

Employer Name/Worksite Address	Graph	Count	Mean Wage	Median Wage	Lowest Wage	Highest Wage
GLOBAL HEALTH STRATEGIES LLC, 38 EAST 32ND STREET, NEW YORK, NY (https://www.google.com/maps/place/38%20EAST%2032ND%20STREET,NEW%20YORK,NY)	Graph	3	\$50,000.00	\$40,000.00	\$40,000.00	\$70,000.00
Totals	Graph	3	\$50,000.00	\$40,000.00	\$40,000.00	\$70,000.00

Latitude: 40.746307 Longitude: -73.891259

Employer Name/Employer Address	Graph	Count	Mean Wage	Median Wage	Lowest Wage	Highest Wage
WHITE CARE PHYSICAL THERAPY, P.C., 40-25 74TH STREET, ELMHURST, NY (https://www.google.com/maps/place/40-25%2074TH%20STREET,ELMHURST,NY)	Graph	1	\$40,000.00	\$40,000.00	\$40,000.00	\$40,000.00
Totals	Graph	1	\$40,000.00	\$40,000.00	\$40,000.00	\$40,000.00

Employer Name/Worksite Address	Graph	Count	Mean Wage	Median Wage	Lowest Wage	Highest Wage
WHITE CARE PHYSICAL THERAPY, P.C., 40-25 74TH STREET, ELMHURST, NY (https://www.google.com/maps/place/40-25%2074TH%20STREET,ELMHURST,NY)	Graph	1	\$40,000.00	\$40,000.00	\$40,000.00	\$40,000.00
Totals	Graph	1	\$40,000.00	\$40,000.00	\$40,000.00	\$40,000.00

Latitude: 40.746323 Longitude: -73.943506

Employer Name/Employer Address	Graph	Count	Mean Wage	Median Wage	Lowest Wage	Highest Wage
GUERIN GLASS ARCHITECTS, P.C., 20 JAY STREET, BROOKLYN, NY (https://www.google.com/maps/place/20%20JAY%20STREET,BROOKLYN,NY)	Graph	1	\$80,000.00	\$80,000.00	\$80,000.00	\$80,000.00
Totals	Graph	1	\$80,000.00	\$80,000.00	\$80,000.00	\$80,000.00

Employer Name/Worksite Address	Graph	Count	Mean Wage	Median Wage	Lowest Wage	Highest Wage
CITIGROUP MANAGEMENT CORP., 1 COURT SWUARE, LONG ISLAND, NY (https://www.google.com/maps/place/1%20COURT%20SWUARE,LONG%20ISLAND,NY)	Graph	1	\$158,000.00	\$158,000.00	\$158,000.00	\$158,000.00
GUERIN GLASS ARCHITECTS, P.C., 20 JAY STREET, BROOKLYN, NY (https://www.google.com/maps/place/20%20JAY%20STREET,BROOKLYN,NY)	Graph	1	\$80,000.00	\$80,000.00	\$80,000.00	\$80,000.00
ORACLE FINANCIAL SERVICES SOFTWARE, INC., 1 COURT SQAURE, LONG ISLAND CITY, NY (https://www.google.com/maps/place/1%20COURT%20SQAURE,LONG%20ISLAND%20CITY,NY)	Graph	1	\$64,813.00	\$64,813.00	\$64,813.00	\$64,813.00
PRICEWATERHOUSECOOPERS ADVISORY SERVICES LLC, ONE COURT SQUARE W., LONG ISLAND CITY, NY (https://www.google.com/maps/place/ONE%20COURT%20SQUARE%20W.,LONG%20ISLAND%20CITY,NY)	Graph	1	\$76,000.00	\$76,000.00	\$76,000.00	\$76,000.00
TATA CONSULTANCY SERVICES LIMITED, ONE COURT SQUARE WEST, LONG ISLAND CITY, NY (https://www.google.com/maps/place/ONE%20COURT%20SQUARE%20WEST,LONG%20ISLAND%20CITY,NY)	Graph	1	\$65,645.00	\$65,645.00	\$65,645.00	\$65,645.00
MEGATRENDZ MEDIA USA INC., ONE COURT SQUARE, LONG ISLAND CITY, NY (https://www.google.com/maps/place/ONE%20COURT%20SQUARE,LONG%20ISLAND%20CITY,NY)	Graph	3	\$93,321.67	\$78,965.00	\$71,000.00	\$130,000.00
WIPRO LIMITED, 1, COURT SQUARE W, LONG ISLAND CITY, NY (https://www.google.com/maps/place/1,%20COURT%20SQUARE%20W,LONG%20ISLAND%20CITY,NY)	Graph	5	\$75,795.00	\$75,795.00	\$75,795.00	\$75,795.00
WIPRO LIMITED, 1, COURT SQUARE, LONG ISLAND CITY, NY (https://www.google.com/maps/place/1,%20COURT%20SQUARE,LONG%20ISLAND%20CITY,NY)	Graph	21	\$84,996.90	\$90,376.00	\$69,701.00	\$91,700.00

Employer Name/Worksite Address	Graph	Count	Mean Wage	Median Wage	Lowest Wage	Highest Wage
Totals	Graph	34	\$84,950.97	\$80,000.00	\$64,813.00	\$158,000.00

Latitude: 40.746344 Longitude: -73.986006

Employer Name/Worksite Address	Graph	Count	Mean Wage	Median Wage	Lowest Wage	Highest Wage
BUTTERFLY HOME FASHIONS LLC, 295 5TH AVE, NEW YORK, NY (https://www.google.com/maps/place/295%205TH%20AVE,NEW%20YORK,NY)	Graph	1	\$60,008.00	\$60,008.00	\$60,008.00	\$60,008.00
KASSTATEX INC, 295 FIFTH AVENUE, NEW YORK, NY (https://www.google.com/maps/place/295%20FIFTH%20AVENUE,NEW%20YORK,NY)	Graph	1	\$50,000.00	\$50,000.00	\$50,000.00	\$50,000.00
VIOLET USA INC, 295 5TH AVENUE, SUITE 1518, NEW YORK, NY (https://www.google.com/maps/place/295%205TH%20AVENUE,%20SUITE%201518,NEW%20YORK,NY)	Graph	1	\$109,241.60	\$109,241.60	\$109,241.60	\$109,241.60
Totals	Graph	3	\$73,083.20	\$60,008.00	\$50,000.00	\$109,241.60

Employer Name/Worksite Address	Graph	Count	Mean Wage	Median Wage	Lowest Wage	Highest Wage
KASSTATEX INC, 295 FIFTH AVENUE, NEW YORK, NY (https://www.google.com/maps/place/295%20FIFTH%20AVENUE,NEW%20YORK,NY)	Graph	1	\$50,000.00	\$50,000.00	\$50,000.00	\$50,000.00
VIOLET USA INC, 295 5TH AVENUE, SUITE 1518, NEW YORK, NY (https://www.google.com/maps/place/295%205TH%20AVENUE,%20SUITE%201518,NEW%20YORK,NY)	Graph	1	\$109,241.60	\$109,241.60	\$109,241.60	\$109,241.60
Y.M.F. CARPETS, INC., 295 5TH AVE, NEW YORK, NY (https://www.google.com/maps/place/295%205TH%20AVE,NEW%20YORK,NY)	Graph	6	\$75,221.00	\$60,008.00	\$38,917.00	\$109,242.00
Totals	Graph	8	\$76,320.95	\$60,008.00	\$38,917.00	\$109,242.00

Latitude: 40.746347 Longitude: -73.983911

Employer Name/Worksite Address	Graph	Count	Mean Wage	Median Wage	Lowest Wage	Highest Wage
45 RIOTS, INC., 149 MADISON AVENUE, NEW YORK, NY (https://www.google.com/maps/place/149%20MADISON%20AVENUE,NEW%20YORK,NY)	Graph	1	\$50,000.00	\$50,000.00	\$50,000.00	\$50,000.00
HEAD AND HAND PR, LLC, 149 MADISON AVENUE, NEW YORK, NY (https://www.google.com/maps/place/149%20MADISON%20AVENUE,NEW%20YORK,NY)	Graph	1	\$98,072.00	\$98,072.00	\$98,072.00	\$98,072.00
PK ENGINEERING, P.C., 149 MADISON AVENUE, NEW YORK, NY (https://www.google.com/maps/place/149%20MADISON%20AVENUE,NEW%20YORK,NY)	Graph	1	\$73,500.00	\$73,500.00	\$73,500.00	\$73,500.00
FEW MODA, INC., 149 MADISON AVENUE, NEW YORK, NY (https://www.google.com/maps/place/149%20MADISON%20AVENUE,NEW%20YORK,NY)	Graph	2	\$56,628.00	\$55,764.80	\$55,764.80	\$57,491.20
INDO WELSH COMPANY INC, 149 MADISON AVENUE, NEW YORK, NY (https://www.google.com/maps/place/149%20MADISON%20AVENUE,NEW%20YORK,NY)	Graph	2	\$70,000.00	\$70,000.00	\$70,000.00	\$70,000.00
KINOENE USA LLC, 149 MADISON AVENUE, NEW YORK, NY (https://www.google.com/maps/place/149%20MADISON%20AVENUE,NEW%20YORK,NY)	Graph	2	\$38,771.20	\$38,771.20	\$38,771.20	\$38,771.20
YU CERTIFIED PUBLIC ACCOUNTANT, PC, 149 MADISON AVENUE, SUITE 1128, NEW YORK, NY (https://www.google.com/maps/place/149%20MADISON%20AVENUE,%20SUITE%201128,NEW%20YORK,NY)	Graph	2	\$65,748.80	\$65,748.80	\$65,748.80	\$65,748.80
YWL & COMPANY LLC, 149 MADISON AVENUE, SUITE 1128, NEW YORK, NY (https://www.google.com/maps/place/149%20MADISON%20AVENUE,%20SUITE%201128,NEW%20YORK,NY)	Graph	2	\$65,748.80	\$65,748.80	\$65,748.80	\$65,748.80
AMERICAN IMMIGRATION LLC, 149 MADISON AVENUE, SUITE 210, NEW YORK, NY (https://www.google.com/maps/place/149%20MADISON%20AVENUE,%20SUITE%20210,NEW%20YORK,NY)	Graph	3	\$43,624.67	\$46,675.00	\$31,034.00	\$53,165.00
INDO WELSH COMPANY INC., 149 MADISON AVENUE, NEWYORK, NY (https://www.google.com/maps/place/149%20%20MADISON%20AVENUE,NEWYORK,NY)	Graph	9	\$63,537.00	\$64,813.00	\$58,198.00	\$72,800.00
Totals	Graph	25	\$60,722.90	\$64,813.00	\$31,034.00	\$98,072.00

Employer Name/Worksite Address	Graph	Count	Mean Wage	Median Wage	Lowest Wage	Highest Wage
AMERICAN IMMIGRATION LLC, 149 MADISON AVENUE, ROOM 210, NEW YORK, NY (https://www.google.com/maps/place/149%20MADISON%20AVENUE,%20ROOM%20210,NEW%20YORK,NY)	Graph	3	\$43,624.67	\$46,675.00	\$31,034.00	\$53,165.00

Employer Name/Worksite Address	Graph	Count	Mean Wage	Median Wage	Lowest Wage	Highest Wage
45 RIOTS, INC., 149 MADISON AVENUE, NEW YORK, NY (https://www.google.com/maps/place/149%20MADISON%20AVENUE,NEW%20YORK,NY)	Graph	4	\$50,260.60	\$38,771.20	\$38,771.20	\$73,500.00
YWL & COMPANY LLC, 149 MADISON AVENUE, SUITE 1128, NEW YORK, NY (https://www.google.com/maps/place/149%20MADISON%20AVENUE,%20SUITE%201128,NEW%20YORK,NY)	Graph	4	\$65,748.80	\$65,748.80	\$65,748.80	\$65,748.80
INDO WELSH COMPANY INC., 149 MADISON AVE, NEW YORK, NY (https://www.google.com/maps/place/149%20MADISON%20AVE,NEW%20YORK,NY)	Graph	9	\$63,225.89	\$64,813.00	\$58,198.00	\$70,000.00
Totals	Graph	20	\$58,197.23	\$64,813.00	\$31,034.00	\$73,500.00

Latitude: 40.746381 Longitude: -73.942969

Employer Name/Worksite Address	Graph	Count	Mean Wage	Median Wage	Lowest Wage	Highest Wage
AXELON SERVICES CORPORATION, CITIGROUP - 1 COURT SQUARE, LONG ISLAND CITY, NY (https://www.google.com/maps/place/CITIGROUP%20-%201%20COURT%20SQUARE, LONG%20ISLAND%20CITY,NY)	Graph	1	\$180,000.00	\$180,000.00	\$180,000.00	\$180,000.00
CAPGEMINI AMERICA INC, 2 COURT SQUARE, LONG ISLAND, NY (https://www.google.com/maps/place/2%20COURT%20SQUARE, LONG%20ISLAND,NY)	Graph	1	\$60,000.00	\$60,000.00	\$60,000.00	\$60,000.00
CITIGROUP MANAGEMENT CORP., 1 COURT SQUARE, LONG ISLAND, NY (https://www.google.com/maps/place/1%20COURT%20SQUARE, LONG%20ISLAND,NY)	Graph	1	\$158,000.00	\$158,000.00	\$158,000.00	\$158,000.00
ERNST & YOUNG U.S. LLP, 1 COURT SQUARE WEST, LONG ISLAND, NY (https://www.google.com/maps/place/1%20COURT%20SQUARE%20WEST, LONG%20ISLAND,NY)	Graph	1	\$126,800.00	\$126,800.00	\$126,800.00	\$126,800.00
ERNST & YOUNG U.S. LLP, 1 COURT SQUARE, QUEENS, NY (https://www.google.com/maps/place/1%20COURT%20SQUARE, QUEENS,NY)	Graph	1	\$123,784.00	\$123,784.00	\$123,784.00	\$123,784.00
FLEX CONSULTING GROUP, INC., 2 COURT SQUARE, LONG ISLAND CITY, NY (https://www.google.com/maps/place/2%20COURT%20SQUARE, LONG%20ISLAND%20CITY,NY)	Graph	1	\$71,500.00	\$71,500.00	\$71,500.00	\$71,500.00
CAPGEMINI AMERICA INC, 1 COURT SQUARE W, LONG ISLAND CITY, NY (https://www.google.com/maps/place/1%20COURT%20SQUARE%20W, LONG%20ISLAND%20CITY,NY)	Graph	2	\$60,000.00	\$60,000.00	\$60,000.00	\$60,000.00
TATA CONSULTANCY SERVICES LIMITED, 1 COURT SQUARE WEST, LONG ISLAND CITY, NY (https://www.google.com/maps/place/1%20COURT%20SQUARE%20WEST, LONG%20ISLAND%20CITY,NY)	Graph	2	\$100,322.50	\$65,645.00	\$65,645.00	\$135,000.00
MITCHELL/MARTIN, INC., CITIGROUP, LONG ISLAND CITY, NY (https://www.google.com/maps/place/CITIGROUP, LONG%20ISLAND%20CITY,NY)	Graph	3	\$122,663.21	\$104,936.00	\$104,936.00	\$158,117.00
TATA CONSULTANCY SERVICES LIMITED, 1 CT SQUARE W, LONG ISLAND CITY, NY (https://www.google.com/maps/place/1%20CT%20SQUARE%20W, LONG%20ISLAND%20CITY,NY)	Graph	17	\$101,064.76	\$103,688.00	\$71,781.00	\$103,688.00
TATA CONSULTANCY SERVICES LIMITED, 1 COURT SQUARE, LONG ISLAND CITY, NY (https://www.google.com/maps/place/1%20COURT%20SQUARE, LONG%20ISLAND%20CITY,NY)	Graph	33	\$99,130.42	\$95,160.00	\$65,645.00	\$225,000.00
Totals	Graph	63	\$101,557.52	\$95,160.00	\$60,000.00	\$225,000.00

Latitude: 40.746424 Longitude: -73.984017

Employer Name/Employer Address	Graph	Count	Mean Wage	Median Wage	Lowest Wage	Highest Wage
CARRERA Y CARRERA AMERICAS, INC., 148 MADISON AVENUE, NEW YORK, NY (https://www.google.com/maps/place/148%20MADISON%20AVENUE,NEW%20YORK,NY)	Graph	1	\$52,000.00	\$52,000.00	\$52,000.00	\$52,000.00
EUROPEAN HOME DESIGNS LLC, 148 MADISON AVENUE, NEW YORK, NY (https://www.google.com/maps/place/148%20MADISON%20AVENUE,NEW%20YORK,NY)	Graph	1	\$87,360.00	\$87,360.00	\$87,360.00	\$87,360.00
LARGO MANAGEMENT LLC, 148 MADISON AVENUE, NEW YORK, NY (https://www.google.com/maps/place/148%20MADISON%20%20AVENUE,NEW%20YORK,NY)	Graph	1	\$139,000.00	\$139,000.00	\$139,000.00	\$139,000.00
LARGO MANAGEMENT LLC, 148 MADISON AVENUE, NEW YORK, NY (https://www.google.com/maps/place/148%20MADISON%20AVENUE,NEW%20YORK,NY)	Graph	1	\$52,062.00	\$52,062.00	\$52,062.00	\$52,062.00
Totals	Graph	4	\$82,605.50	\$52,062.00	\$52,000.00	\$139,000.00

Employer Name/Worksite Address	Graph	Count	Mean Wage	Median Wage	Lowest Wage	Highest Wage
LARGO MANAGEMENT LLC, 148 MADISON AVENUE, 16TH FLOOR, NEW YORK, NY (https://www.google.com/maps/place/148%20MADISON%20AVENUE,%2016TH%20FLOOR,NEW%20YORK,NY)	Graph	1	\$52,062.00	\$52,062.00	\$52,062.00	\$52,062.00

Employer Name/Worksite Address	Graph	Count	Mean Wage	Median Wage	Lowest Wage	Highest Wage
EUROPEAN HOME DESIGNS LLC, 148 MADISON AVENUE, NEW YORK, NY (https://www.google.com/maps/place/148%20MADISON%20AVENUE,NEW%20YORK,NY)	Graph	2	\$113,180.00	\$87,360.00	\$87,360.00	\$139,000.00
Totals	Graph	3	\$92,807.33	\$87,360.00	\$52,062.00	\$139,000.00

Latitude: 40.746434 Longitude: -73.995446

Employer Name/Employer Address	Graph	Count	Mean Wage	Median Wage	Lowest Wage	Highest Wage
ARIANNA BRAUN ARCHITECTS PLLC, 236 W. 26TH ST., NEW YORK, NY (https://www.google.com/maps/place/236%20W.%2026TH%20ST.,NEW%20YORK,NY)	Graph	1	\$63,800.00	\$63,800.00	\$63,800.00	\$63,800.00
ARIANNA BRAUN ARCHITECTS, PLLC, 236 WEST 26TH STREET, NEW YORK, NY (https://www.google.com/maps/place/236%20WEST%2026TH%20STREET,NEW%20YORK,NY)	Graph	1	\$39,957.00	\$39,957.00	\$39,957.00	\$39,957.00
JG ARCHITECTS PLLC, 236 WEST 26TH STREET, NEW YORK, NY (https://www.google.com/maps/place/236%20WEST%2026TH%20STREET,NEW%20YORK,NY)	Graph	1	\$85,529.60	\$85,529.60	\$85,529.60	\$85,529.60
SGR CONSTRUCTION GROUP LLC, 236 WEST 26TH STREET, NEW YORK, NY (https://www.google.com/maps/place/236%20WEST%2026TH%20STREET,NEW%20YORK,NY)	Graph	1	\$150,000.00	\$150,000.00	\$150,000.00	\$150,000.00
Totals	Graph	4	\$84,821.65	\$63,800.00	\$39,957.00	\$150,000.00

Employer Name/Worksite Address	Graph	Count	Mean Wage	Median Wage	Lowest Wage	Highest Wage
ARIANNA BRAUN ARCHITECTS PLLC, 236 W. 26TH ST., NEW YORK, NY (https://www.google.com/maps/place/236%20W.%2026TH%20ST.,NEW%20YORK,NY)	Graph	1	\$63,800.00	\$63,800.00	\$63,800.00	\$63,800.00
SGR CONSTRUCTION GROUP LLC, 236 WEST 26TH STREET, NEW YORK, NY (https://www.google.com/maps/place/236%20WEST%2026TH%20STREET,NEW%20YORK,NY)	Graph	3	\$91,828.87	\$85,529.60	\$39,957.00	\$150,000.00
TEACHING HOUSE INC, 226 WEST 26TH ST, NEW YORK, NY (https://www.google.com/maps/place/226%20WEST%2026TH%20ST,NEW%20YORK,NY)	Graph	3	\$50,400.00	\$50,400.00	\$50,400.00	\$50,400.00
Totals	Graph	7	\$70,069.51	\$50,400.00	\$39,957.00	\$150,000.00

Latitude: 40.746437 Longitude: -73.983629

Employer Name/Employer Address	Graph	Count	Mean Wage	Median Wage	Lowest Wage	Highest Wage
DAILYGOBBLE INC., 31 E 32ND ST, NEW YORK, NY (https://www.google.com/maps/place/31%20E%2032ND%20ST,NEW%20YORK,NY)	Graph	1	\$72,301.00	\$72,301.00	\$72,301.00	\$72,301.00
DAILYGOBBLE, INC., 31 E. 32ND STREET, SUITE 502, NEW YORK, NY (https://www.google.com/maps/place/31%20E.%2032ND%20STREET,%20SUITE%20502,NEW%20YORK,NY)	Graph	1	\$47,757.00	\$47,757.00	\$47,757.00	\$47,757.00
DAILYGOBBLE INC., 31 EAST 32ND STREET, NEW YORK, NY (https://www.google.com/maps/place/31%20EAST%2032ND%20STREET,NEW%20YORK,NY)	Graph	3	\$92,026.33	\$95,306.00	\$71,781.00	\$108,992.00
RENOWNED CORP, 31 EAST, 32ND STREET, NEW YORK, NY (https://www.google.com/maps/place/31%20EAST,%2032ND%20STREET,NEW%20YORK,NY)	Graph	79	\$63,326.58	\$64,900.00	\$46,900.00	\$70,300.00
Totals	Graph	84	\$64,273.06	\$64,900.00	\$46,900.00	\$108,992.00

Employer Name/Worksite Address	Graph	Count	Mean Wage	Median Wage	Lowest Wage	Highest Wage
DAILYGOBBLE INC., 31 E 32ND ST, NEW YORK, NY (https://www.google.com/maps/place/31%20E%2032ND%20ST,NEW%20YORK,NY)	Graph	1	\$72,301.00	\$72,301.00	\$72,301.00	\$72,301.00
DAILYGOBBLE, INC., 31 E. 32ND STREET, SUITE 502, NEW YORK, NY (https://www.google.com/maps/place/31%20E.%2032ND%20STREET,%20SUITE%20502,NEW%20YORK,NY)	Graph	1	\$47,757.00	\$47,757.00	\$47,757.00	\$47,757.00
HEALTH COACH INSTITUTE, LLC, 31 EAST 32ND STREET, SUITE 1202, NEW YORK, NY (https://www.google.com/maps/place/31%20EAST%2032ND%20STREET,%20SUITE%201202,NEW%20YORK,NY)	Graph	1	\$60,000.00	\$60,000.00	\$60,000.00	\$60,000.00
TRINGAPPS INC, 31 E 32ND ST #11, NEW YORK, NY (https://www.google.com/maps/place/31%20E%2032ND%20ST%20#11,NEW%20YORK,NY)	Graph	2	\$100,890.50	\$71,781.00	\$71,781.00	\$130,000.00
DAILYGOBBLE INC., 31 EAST 32ND STREET, NEW YORK, NY (https://www.google.com/maps/place/31%20EAST%2032ND%20STREET,NEW%20YORK,NY)	Graph	3	\$92,026.33	\$95,306.00	\$71,781.00	\$108,992.00

Employer Name/Worksite Address	Graph	Count	Mean Wage	Median Wage	Lowest Wage	Highest Wage
Totals	Graph	8	\$82,239.75	\$71,781.00	\$47,757.00	\$130,000.00

Latitude: 40.746437 Longitude: -73.947985

Employer Name/Worksite Address	Graph	Count	Mean Wage	Median Wage	Lowest Wage	Highest Wage
TCM CORPORATION, 45-36 21ST STREET, LONG ISLAND CITY, NY (https://www.google.com/maps/place/45-36%2021ST%20STREET,LONG%20ISLAND%20CITY,NY)	Graph	1	\$58,240.00	\$58,240.00	\$58,240.00	\$58,240.00
Totals	Graph	1	\$58,240.00	\$58,240.00	\$58,240.00	\$58,240.00

Employer Name/Worksite Address	Graph	Count	Mean Wage	Median Wage	Lowest Wage	Highest Wage
TCM CORPORATION, 45-36 21ST STREET, LONG ISLAND CITY, NY (https://www.google.com/maps/place/45-36%2021ST%20STREET,LONG%20ISLAND%20CITY,NY)	Graph	1	\$58,240.00	\$58,240.00	\$58,240.00	\$58,240.00
Totals	Graph	1	\$58,240.00	\$58,240.00	\$58,240.00	\$58,240.00

Latitude: 40.746454 Longitude: -73.987827

Employer Name/Worksite Address	Graph	Count	Mean Wage	Median Wage	Lowest Wage	Highest Wage
TW2M DESIGN/BUILD LLC, 28 WEST 30TH STREET, NEW YORK CITY, NY (https://www.google.com/maps/place/28%20WEST%2030TH%20STREET,NEW%20YORK%20CITY,NY)	Graph	1	\$91,416.00	\$91,416.00	\$91,416.00	\$91,416.00
Totals	Graph	1	\$91,416.00	\$91,416.00	\$91,416.00	\$91,416.00

Latitude: 40.746482 Longitude: -73.986069

Employer Name/Worksite Address	Graph	Count	Mean Wage	Median Wage	Lowest Wage	Highest Wage
LEARFIELD COMMUNICATIONS, LLC, 298 5TH AVENUE, NEW YORK, NY (https://www.google.com/maps/place/298%205TH%20AVENUE,NEW%20YORK,NY)	Graph	1	\$80,000.00	\$80,000.00	\$80,000.00	\$80,000.00
Totals	Graph	1	\$80,000.00	\$80,000.00	\$80,000.00	\$80,000.00

Employer Name/Worksite Address	Graph	Count	Mean Wage	Median Wage	Lowest Wage	Highest Wage
LEARFIELD COMMUNICATIONS, LLC, 298 5TH AVENUE, NEW YORK, NY (https://www.google.com/maps/place/298%205TH%20AVENUE,NEW%20YORK,NY)	Graph	1	\$80,000.00	\$80,000.00	\$80,000.00	\$80,000.00
ROTTET STUDIO LLC, 298 FIFTH AVENUE, NEW YORK, NY (https://www.google.com/maps/place/298%20FIFTH%20AVENUE,NEW%20YORK,NY)	Graph	1	\$63,000.00	\$63,000.00	\$63,000.00	\$63,000.00
Totals	Graph	2	\$71,500.00	\$63,000.00	\$63,000.00	\$80,000.00

Latitude: 40.74653 Longitude: -73.537423

Employer Name/Worksite Address	Graph	Count	Mean Wage	Median Wage	Lowest Wage	Highest Wage
SMART WORKS, LLC, 34 STRAW LANE, HICKSVILLE, NY (https://www.google.com/maps/place/34%20STRAW%20LANE,HICKSVILLE,NY)	Graph	1	\$64,813.00	\$64,813.00	\$64,813.00	\$64,813.00
Totals	Graph	1	\$64,813.00	\$64,813.00	\$64,813.00	\$64,813.00

Latitude: 40.746562 Longitude: -73.981818

Employer Name/Employer Address	Graph	Count	Mean Wage	Median Wage	Lowest Wage	Highest Wage
CION INVESTMENT GROUP, LLC, 3 PARK AVENUE, NEW YORK, NY (https://www.google.com/maps/place/3%20PARK%20AVENUE,NEW%20YORK,NY)	Graph	1	\$185,000.00	\$185,000.00	\$185,000.00	\$185,000.00
GETTRY MARCUS CPA, P.C., 3 PARK AVENUE, NEW YORK, NY (https://www.google.com/maps/place/3%20PARK%20AVENUE,NEW%20YORK,NY)	Graph	1	\$48,000.00	\$48,000.00	\$48,000.00	\$48,000.00
P/KAUFMANN INC., 3 PARK AVENUE, NEW YORK, NY (https://www.google.com/maps/place/3%20PARK%20AVENUE,NEW%20YORK,NY)	Graph	1	\$45,000.00	\$45,000.00	\$45,000.00	\$45,000.00
PROPHASE, LLC, 3 PARK AVENUE, NEW YORK, NY (https://www.google.com/maps/place/3%20PARK%20AVENUE,NEW%20YORK,NY)	Graph	1	\$40,000.00	\$40,000.00	\$40,000.00	\$40,000.00
TRANSPERFECT DOCUMENT MANAGEMENT, INC., 3 PARK AVENUE, NEW YORK, NY (https://www.google.com/maps/place/3%20PARK%20AVENUE,NEW%20YORK,NY)	Graph	1	\$50,000.00	\$50,000.00	\$50,000.00	\$50,000.00
BLUEFIN TRADING LLC, 3 PARK AVENUE, NEW YORK, NY (https://www.google.com/maps/place/3%20PARK%20AVENUE,NEW%20YORK,NY)	Graph	2	\$92,500.00	\$80,000.00	\$80,000.00	\$105,000.00
CINTRA SOFTWARE & SERVICES, 3 PARK AVE, NEW YORK, NY (https://www.google.com/maps/place/3%20PARK%20AVE,NEW%20YORK,NY)	Graph	2	\$126,150.00	\$117,300.00	\$117,300.00	\$135,000.00
CINTRA SOFTWARE & SERVICES, 3 PARK AVENUE, NEW YORK, NY (https://www.google.com/maps/place/3%20PARK%20AVENUE,NEW%20YORK,NY)	Graph	2	\$122,500.00	\$120,000.00	\$120,000.00	\$125,000.00
PROPHASE TRAINING GROUP, LLC, 3 PARK AVENUE, NEW YORK, NY (https://www.google.com/maps/place/3%20PARK%20AVENUE,NEW%20YORK,NY)	Graph	2	\$40,000.00	\$40,000.00	\$40,000.00	\$40,000.00
ROBERT A.M. STERN ARCHITECTS, ONE PARK AVENUE, NEW YORK, NY (https://www.google.com/maps/place/ONE%20PARK%20AVENUE,NEW%20YORK,NY)	Graph	3	\$68,633.33	\$72,500.00	\$59,400.00	\$74,000.00
WARNER BROS. DIGITAL NETWORK LABS INC., 3 PARK AVENUE, 30TH FLOOR, NEW YORK, NY (https://www.google.com/maps/place/3%20PARK%20AVENUE,%2030TH%20FLOOR,NEW%20YORK,NY)	Graph	3	\$130,665.33	\$149,614.00	\$92,768.00	\$149,614.00
CINTRA SOFTWARE & SERVICES, INC., 3 PARK AVENUE, NEW YORK CITY, NY (https://www.google.com/maps/place/3%20PARK%20AVENUE,NEW%20YORK%20CITY,NY)	Graph	4	\$106,250.00	\$100,000.00	\$85,000.00	\$120,000.00
TRANSPERFECT TRANSLATIONS INTERNATIONAL, INC., 3 PARK AVENUE, 39TH FLOOR, NEW YORK, NY (https://www.google.com/maps/place/3%20PARK%20AVENUE,%2039TH%20FLOOR,NEW%20YORK,NY)	Graph	4	\$58,249.99	\$52,999.96	\$40,000.00	\$80,000.00
TRANSPERFECT TRANSLATIONS INTERNATIONAL, INC., 3 PARK AVENUE, NEW YORK, NY (https://www.google.com/maps/place/3%20PARK%20AVENUE,NEW%20YORK,NY)	Graph	5	\$63,995.20	\$54,999.88	\$43,300.00	\$104,030.16
BROADRIDGE FINANCIAL SOLUTIONS, INC., ONE PARK AVENUE, NEW YORK, NY (https://www.google.com/maps/place/ONE%20PARK%20AVENUE,NEW%20YORK,NY)	Graph	8	\$101,950.29	\$92,768.00	\$91,021.00	\$132,038.34
TRANSPERFECT TRANSLATIONS INTERNATIONAL, INC., 3 PARK AVENUE 39TH FLOOR, NEW YORK, NY (https://www.google.com/maps/place/3%20PARK%20AVENUE%2039TH%20FLOOR,NEW%20YORK,NY)	Graph	9	\$57,792.36	\$53,165.00	\$43,300.00	\$104,999.96
Totals	Graph	49	\$82,487.87	\$80,000.00	\$40,000.00	\$185,000.00

Employer Name/Worksite Address	Graph	Count	Mean Wage	Median Wage	Lowest Wage	Highest Wage
DEAN & DELUCA, INC., 3 PARK AVE, 37TH FLOOR, NEW YORK, NY (https://www.google.com/maps/place/3%20PARK%20AVE,%2037TH%20FLOOR,NEW%20YORK,NY)	Graph	1	\$65,749.00	\$65,749.00	\$65,749.00	\$65,749.00
GEEKSOFT, LLC, 3 PARK AVENUE 32ND FLOOR, NEW YORK, NY (https://www.google.com/maps/place/3%20PARK%20AVENUE%2032ND%20FLOOR,NEW%20YORK,NY)	Graph	1	\$60,000.00	\$60,000.00	\$60,000.00	\$60,000.00
MARLABS, INC., ONE PARK AVE.10TH FLOOR, NEW YORK CITY, NY (https://www.google.com/maps/place/ONE%20PARK%20AVE.10TH%20FLOOR,NEW%20YORK%20CITY,NY)	Graph	1	\$71,800.00	\$71,800.00	\$71,800.00	\$71,800.00
MILLENNIUM SOFTWARE CONSULTING LLC, ONE PARK AVE., NEW YORK, NY (https://www.google.com/maps/place/ONE%20PARK%20AVE.,NEW%20YORK,NY)	Graph	1	\$71,000.00	\$71,000.00	\$71,000.00	\$71,000.00
CINTRA SOFTWARE & SERVICES, INC., 3 PARK AVENUE, NEW YORK CITY, NY (https://www.google.com/maps/place/3%20PARK%20AVENUE,NEW%20YORK%20CITY,NY)	Graph	2	\$110,000.00	\$100,000.00	\$100,000.00	\$120,000.00
WARNER BROS. DIGITAL NETWORK LABS INC., 3 PARK AVENUE, 30TH FLOOR, NEW YORK, NY (https://www.google.com/maps/place/3%20PARK%20AVENUE,%2030TH%20FLOOR,NEW%20YORK,NY)	Graph	3	\$130,665.33	\$149,614.00	\$92,768.00	\$149,614.00
MINDTREE LIMITED, 1 PARK AVE, NEW YORK, NY (https://www.google.com/maps/place/1%20PARK%20AVE,NEW%20YORK,NY)	Graph	6	\$62,816.67	\$60,000.00	\$60,000.00	\$76,900.00
TRANSPERFECT TRANSLATIONS INTERNATIONAL, INC., 3 PARK AVE, NEW YORK, NY (https://www.google.com/maps/place/3%20PARK%20AVE,NEW%20YORK,NY)	Graph	10	\$71,926.63	\$59,999.94	\$43,300.00	\$135,000.00
ACCENTURE LLP, 1 PARK AVENUE, NEW YORK, NY (https://www.google.com/maps/place/1%20PARK%20AVENUE,NEW%20YORK,NY)	Graph	12	\$92,783.67	\$86,653.00	\$64,813.00	\$145,000.00
CINTRA SOFTWARE & SERVICES, 3 PARK AVENUE, NEW YORK, NY (https://www.google.com/maps/place/3%20PARK%20AVENUE,NEW%20YORK,NY)	Graph	21	\$72,925.86	\$54,999.88	\$40,000.00	\$185,000.00

Employer Name/Worksite Address	Graph	Count	Mean Wage	Median Wage	Lowest Wage	Highest Wage
NYU LANGONE HEALTH SYSTEM, ONE PARK AVENUE, NEW YORK, NY (https://www.google.com/maps/place/ONE%20PARK%20AVENUE,NEW%20YORK,NY)	Graph	21	\$96,340.79	\$86,653.00	\$59,400.00	\$166,377.00
Totals	Graph	79	\$84,110.31	\$76,900.00	\$40,000.00	\$185,000.00

Latitude: 40.746587 Longitude: -73.991652

Employer Name/Employer Address	Graph	Count	Mean Wage	Median Wage	Lowest Wage	Highest Wage
EPONYM INC., 141 WEST 28TH ST, NEW YORK, NY (https://www.google.com/maps/place/141%20WEST%2028TH%20ST,NEW%20YORK,NY)	Graph	1	\$55,910.00	\$55,910.00	\$55,910.00	\$55,910.00
Totals	Graph	1	\$55,910.00	\$55,910.00	\$55,910.00	\$55,910.00

Employer Name/Worksite Address	Graph	Count	Mean Wage	Median Wage	Lowest Wage	Highest Wage
EPONYM INC., 141 WEST 28TH ST, NEW YORK, NY (https://www.google.com/maps/place/141%20WEST%2028TH%20ST,NEW%20YORK,NY)	Graph	1	\$55,910.00	\$55,910.00	\$55,910.00	\$55,910.00
TELLART, LLC, 141 W 28TH STREET, NEW YORK, NY (https://www.google.com/maps/place/141%20W%2028TH%20STREET,NEW%20YORK,NY)	Graph	1	\$70,000.00	\$70,000.00	\$70,000.00	\$70,000.00
VANDOO LLC, 141 W. 28TH STREET, NEW YORK, NY (https://www.google.com/maps/place/141%20W.%2028TH%20STREET,NEW%20YORK,NY)	Graph	1	\$80,000.00	\$80,000.00	\$80,000.00	\$80,000.00
Totals	Graph	3	\$68,636.67	\$70,000.00	\$55,910.00	\$80,000.00

Latitude: 40.746588 Longitude: -73.991993

Employer Name/Employer Address	Graph	Count	Mean Wage	Median Wage	Lowest Wage	Highest Wage
ATHLON NY LLC, 150 W 28TH STREET, SUITE 1203, NEW YORK, NY (https://www.google.com/maps/place/150%20W%2028TH%20STREET,%20SUITE%201203,NEW%20YORK,NY)	Graph	1	\$60,000.00	\$60,000.00	\$60,000.00	\$60,000.00
BRAND ESSENCE LLC, 150 W 28TH STREET, NEW YORK, NY (https://www.google.com/maps/place/150%20W%2028TH%20STREET,NEW%20YORK,NY)	Graph	1	\$55,744.00	\$55,744.00	\$55,744.00	\$55,744.00
Totals	Graph	2	\$57,872.00	\$55,744.00	\$55,744.00	\$60,000.00

Employer Name/Worksite Address	Graph	Count	Mean Wage	Median Wage	Lowest Wage	Highest Wage
ATHLON NY LLC, 150 W 28TH STREET, SUITE 1203, NEW YORK, NY (https://www.google.com/maps/place/150%20W%2028TH%20STREET,%20SUITE%201203,NEW%20YORK,NY)	Graph	1	\$60,000.00	\$60,000.00	\$60,000.00	\$60,000.00
BRAND ESSENCE LLC, 150 W 28TH STREET, NEW YORK, NY (https://www.google.com/maps/place/150%20W%2028TH%20STREET,NEW%20YORK,NY)	Graph	1	\$55,744.00	\$55,744.00	\$55,744.00	\$55,744.00
Totals	Graph	2	\$57,872.00	\$55,744.00	\$55,744.00	\$60,000.00

Latitude: 40.746589 Longitude: -73.985828

Employer Name/Employer Address	Graph	Count	Mean Wage	Median Wage	Lowest Wage	Highest Wage
AMTRADE INC., 303 5TH AVENUE, NEW YORK, NY (https://www.google.com/maps/place/303%205TH%20AVENUE,NEW%20YORK,NY)	Graph	1	\$101,254.40	\$101,254.40	\$101,254.40	\$101,254.40
COMELY INTERNATIONAL TRADING, INC., 303 FIFTH AVENUE, NEW YORK, NY (https://www.google.com/maps/place/303%20FIFTH%20AVENUE,NEW%20YORK,NY)	Graph	1	\$104,000.00	\$104,000.00	\$104,000.00	\$104,000.00
IGT SOLUTIONS, INC., 303 5TH AVENUE, NEW YORK, NY (https://www.google.com/maps/place/303%205TH%20AVENUE,NEW%20YORK,NY)	Graph	1	\$67,830.00	\$67,830.00	\$67,830.00	\$67,830.00
KANG YOUL LEE CPA, P.C., 303 5TH AVE., #1207, NEW YORK, NY (https://www.google.com/maps/place/303%205TH%20AVE.,%20#1207,NEW%20YORK,NY)	Graph	1	\$59,987.20	\$59,987.20	\$59,987.20	\$59,987.20
KEN CRAFT, INC., 303 FIFTH AVENUE, NEW YORK, NY (https://www.google.com/maps/place/303%20FIFTH%20AVENUE,NEW%20YORK,NY)	Graph	1	\$56,763.20	\$56,763.20	\$56,763.20	\$56,763.20

Employer Name/Employer Address	Graph	Count	Mean Wage	Median Wage	Lowest Wage	Highest Wage
GANGA MUKKAVILLI CPA PC, 303 FIFTH AVE, NEW YORK, NY (https://www.google.com/maps/place/303%20FIFTH%20AVE,NEW%20YORK,NY)	Graph	2	\$60,000.00	\$60,000.00	\$60,000.00	\$60,000.00
KANG YOUL LEE CPA, P.C., 303 5TH AVENUE, #1207, NEW YORK, NY (https://www.google.com/maps/place/303%205TH%20AVENUE,%20#1207,NEW%20YORK,NY)	Graph	2	\$56,690.40	\$56,659.20	\$56,659.20	\$56,721.60
TOLL INTERNATIONAL, LLC, 303 5TH AVENUE, NEW YORK, NY (https://www.google.com/maps/place/303%205TH%20AVENUE,NEW%20YORK,NY)	Graph	5	\$83,616.00	\$83,616.00	\$83,616.00	\$83,616.00
RAJEEV KAUL, CPA PC., 303 FIFTH AVENUE, NEW YORK, NY (https://www.google.com/maps/place/303%20FIFTH%20AVENUE,NEW%20YORK,NY)	Graph	6	\$56,170.40	\$55,764.80	\$55,764.80	\$58,198.40
Totals	Graph	20	\$68,915.90	\$59,987.20	\$55,764.80	\$104,000.00

Employer Name/Worksite Address	Graph	Count	Mean Wage	Median Wage	Lowest Wage	Highest Wage
GANGA MUKKAVILLI CPA PC, 303 FIFTH AVE, NEW YORK, NY (https://www.google.com/maps/place/303%20FIFTH%20AVE,NEW%20YORK,NY)	Graph	2	\$60,000.00	\$60,000.00	\$60,000.00	\$60,000.00
KANG YOUL LEE CPA, P.C., 303 5TH AVE., #1207, NEW YORK, NY (https://www.google.com/maps/place/303%205TH%20AVE.,%20#1207,NEW%20YORK,NY)	Graph	3	\$57,789.33	\$56,721.60	\$56,659.20	\$59,987.20
TOLL INTERNATIONAL, LLC, 303 5TH AVENUE, NEW YORK, NY (https://www.google.com/maps/place/303%205TH%20AVENUE,NEW%20YORK,NY)	Graph	6	\$86,555.73	\$83,616.00	\$83,616.00	\$101,254.40
COMELY INTERNATIONAL TRADING, INC., 303 FIFTH AVENUE, NEW YORK, NY (https://www.google.com/maps/place/303%20FIFTH%20AVENUE,NEW%20YORK,NY)	Graph	8	\$62,223.20	\$55,764.80	\$55,764.80	\$104,000.00
Totals	Graph	19	\$68,973.05	\$59,987.20	\$55,764.80	\$104,000.00

Latitude: 40.74661 Longitude: -73.983882

Employer Name/Employer Address	Graph	Count	Mean Wage	Median Wage	Lowest Wage	Highest Wage
SPIVAK ARCHITECTS, PC, 152 MADISON AVENUE, NEW YORK, NY (https://www.google.com/maps/place/152%20MADISON%20AVENUE,NEW%20YORK,NY)	Graph	1	\$53,000.00	\$53,000.00	\$53,000.00	\$53,000.00
Totals	Graph	1	\$53,000.00	\$53,000.00	\$53,000.00	\$53,000.00

Employer Name/Worksite Address	Graph	Count	Mean Wage	Median Wage	Lowest Wage	Highest Wage
SPIVAK ARCHITECTS, PC, 152 MADISON AVENUE, NEW YORK, NY (https://www.google.com/maps/place/152%20MADISON%20AVENUE,NEW%20YORK,NY)	Graph	1	\$53,000.00	\$53,000.00	\$53,000.00	\$53,000.00
Totals	Graph	1	\$53,000.00	\$53,000.00	\$53,000.00	\$53,000.00

Latitude: 40.746636 Longitude: -73.991768

Employer Name/Employer Address	Graph	Count	Mean Wage	Median Wage	Lowest Wage	Highest Wage
FANCY PANTS ONLINE INC., 145 WEST 28TH STREET, NEW YORK, NY (https://www.google.com/maps/place/145%20WEST%2028TH%20STREET,NEW%20YORK,NY)	Graph	1	\$80,000.00	\$80,000.00	\$80,000.00	\$80,000.00
Totals	Graph	1	\$80,000.00	\$80,000.00	\$80,000.00	\$80,000.00

Employer Name/Worksite Address	Graph	Count	Mean Wage	Median Wage	Lowest Wage	Highest Wage
FANCY PANTS ONLINE INC., 145 WEST 28TH STREET, NEW YORK, NY (https://www.google.com/maps/place/145%20WEST%2028TH%20STREET,NEW%20YORK,NY)	Graph	1	\$80,000.00	\$80,000.00	\$80,000.00	\$80,000.00
Totals	Graph	1	\$80,000.00	\$80,000.00	\$80,000.00	\$80,000.00

Latitude: 40.746648 Longitude: -73.980425

Employer Name/Employer Address	Graph	Count	Mean Wage	Median Wage	Lowest Wage	Highest Wage
ROBERT FRANKLIN STRONG JR. ARCHITECT, 120 EAST 34TH STREET, NEW YORK, NY (https://www.google.com/maps/place/120%20EAST%2034TH%20STREET,NEW%20YORK,NY)	Graph	1	\$39,540.80	\$39,540.80	\$39,540.80	\$39,540.80
Totals	Graph	1	\$39,540.80	\$39,540.80	\$39,540.80	\$39,540.80

Employer Name/Worksite Address	Graph	Count	Mean Wage	Median Wage	Lowest Wage	Highest Wage
ROBERT FRANKLIN STRONG JR. ARCHITECT, 120 EAST 34TH STREET, NEW YORK, NY (https://www.google.com/maps/place/120%20EAST%2034TH%20STREET,NEW%20YORK,NY)	Graph	1	\$39,540.80	\$39,540.80	\$39,540.80	\$39,540.80
Totals	Graph	1	\$39,540.80	\$39,540.80	\$39,540.80	\$39,540.80

Latitude: 40.746657 Longitude: -73.987969

Employer Name/Employer Address	Graph	Count	Mean Wage	Median Wage	Lowest Wage	Highest Wage
QUOVO, INC., 29 WEST 30TH STREET, NEW YORK, NY (https://www.google.com/maps/place/29%20WEST%2030TH%20STREET,NEW%20YORK,NY)	Graph	1	\$80,000.00	\$80,000.00	\$80,000.00	\$80,000.00
Totals	Graph	1	\$80,000.00	\$80,000.00	\$80,000.00	\$80,000.00

Employer Name/Worksite Address	Graph	Count	Mean Wage	Median Wage	Lowest Wage	Highest Wage
QUOVO, INC., 29 WEST 30TH STREET, NEW YORK, NY (https://www.google.com/maps/place/29%20WEST%2030TH%20STREET,NEW%20YORK,NY)	Graph	1	\$80,000.00	\$80,000.00	\$80,000.00	\$80,000.00
Totals	Graph	1	\$80,000.00	\$80,000.00	\$80,000.00	\$80,000.00

Latitude: 40.746664 Longitude: -73.988408

Employer Name/Worksite Address	Graph	Count	Mean Wage	Median Wage	Lowest Wage	Highest Wage
UPLEVEL SECURITY INC., 1216 BROADWAY, NEW YORK, NY (https://www.google.com/maps/place/1216%20BROADWAY,NEW%20YORK,NY)	Graph	2	\$94,893.00	\$58,386.00	\$58,386.00	\$131,400.00
Totals	Graph	2	\$94,893.00	\$58,386.00	\$58,386.00	\$131,400.00

Latitude: 40.746668 Longitude: -73.985934

Employer Name/Employer Address	Graph	Count	Mean Wage	Median Wage	Lowest Wage	Highest Wage
H&R PLANNING COMPANY LLC, 302 5TH AVENUE, NEW YORK, NY (https://www.google.com/maps/place/302%205TH%20AVENUE,NEW%20YORK,NY)	Graph	1	\$72,800.00	\$72,800.00	\$72,800.00	\$72,800.00
IDEA NUOVA INC, 302 FIFTH AVENUE, NEW YORK, NY (https://www.google.com/maps/place/302%20FIFTH%20AVENUE,NEW%20YORK,NY)	Graph	1	\$110,000.00	\$110,000.00	\$110,000.00	\$110,000.00
IDEA NUOVA INC., 302 5TH AVENUE, 5TH FLOOR, NEW YORK, NY (https://www.google.com/maps/place/302%205TH%20AVENUE,%205TH%20FLOOR,NEW%20YORK,NY)	Graph	1	\$62,000.00	\$62,000.00	\$62,000.00	\$62,000.00
IDEA NUOVA, INC., 302 FIFTH AVENUE, NEW YORK, NY (https://www.google.com/maps/place/302%20FIFTH%20AVENUE,NEW%20YORK,NY)	Graph	1	\$95,000.00	\$95,000.00	\$95,000.00	\$95,000.00
BRANDSTON PARTNERSHIP, INC., 302 5TH AVENUE, NEW YORK, NY (https://www.google.com/maps/place/302%205TH%20AVENUE,NEW%20YORK,NY)	Graph	2	\$57,000.00	\$57,000.00	\$57,000.00	\$57,000.00
Totals	Graph	6	\$75,633.33	\$62,000.00	\$57,000.00	\$110,000.00

Employer Name/Worksite Address	Graph	Count	Mean Wage	Median Wage	Lowest Wage	Highest Wage
IDEA NUOVA INC, 302 FIFTH AVE, NEW YORK, NY (https://www.google.com/maps/place/302%20FIFTH%20AVE,NEW%20YORK,NY)	Graph	1	\$110,000.00	\$110,000.00	\$110,000.00	\$110,000.00

Employer Name/Worksite Address	Graph	Count	Mean Wage	Median Wage	Lowest Wage	Highest Wage
IDEA NUOVA INC., 302 5TH AVENUE, 5TH FLOOR, NEW YORK, NY (https://www.google.com/maps/place/302%205TH%20AVENUE,%205TH%20FLOOR,NEW%20YORK,NY)	Graph	1	\$62,000.00	\$62,000.00	\$62,000.00	\$62,000.00
IDEA NUOVA, INC., 302 FIFTH AVENUE, NEW YORK, NY (https://www.google.com/maps/place/302%20FIFTH%20AVENUE,NEW%20YORK,NY)	Graph	1	\$95,000.00	\$95,000.00	\$95,000.00	\$95,000.00
BRANDSTON PARTNERSHIP, INC., 302 5TH AVENUE, NEW YORK, NY (https://www.google.com/maps/place/302%205TH%20AVENUE,NEW%20YORK,NY)	Graph	3	\$62,266.67	\$57,000.00	\$57,000.00	\$72,800.00
Totals	Graph	6	\$75,633.33	\$62,000.00	\$57,000.00	\$110,000.00

Latitude: 40.746702 Longitude: -73.98651

Employer Name/Employer Address	Graph	Count	Mean Wage	Median Wage	Lowest Wage	Highest Wage
5 NORTH INC, 12 WEST 31ST STREET, NEW YORK, NY (https://www.google.com/maps/place/12%20WEST%2031ST%20STREET,NEW%20YORK,NY)	Graph	1	\$45,000.00	\$45,000.00	\$45,000.00	\$45,000.00
5 NORTH, INC., 12 WEST 31ST STREET, SUITE 2, NEW YORK, NY (https://www.google.com/maps/place/12%20WEST%2031ST%20STREET,%20SUITE%202,NEW%20YORK,NY)	Graph	1	\$58,198.40	\$58,198.40	\$58,198.40	\$58,198.40
Totals	Graph	2	\$51,599.20	\$45,000.00	\$45,000.00	\$58,198.40

Employer Name/Worksite Address	Graph	Count	Mean Wage	Median Wage	Lowest Wage	Highest Wage
5 NORTH INC, 12 WEST 31ST STREET, NEW YORK, NY (https://www.google.com/maps/place/12%20WEST%2031ST%20STREET,NEW%20YORK,NY)	Graph	1	\$45,000.00	\$45,000.00	\$45,000.00	\$45,000.00
5 NORTH, INC., 12 WEST 31ST STREET, SUITE 2, NEW YORK, NY (https://www.google.com/maps/place/12%20WEST%2031ST%20STREET,%20SUITE%202,NEW%20YORK,NY)	Graph	1	\$58,198.40	\$58,198.40	\$58,198.40	\$58,198.40
Totals	Graph	2	\$51,599.20	\$45,000.00	\$45,000.00	\$58,198.40

Latitude: 40.74672 Longitude: -73.889577

Employer Name/Employer Address	Graph	Count	Mean Wage	Median Wage	Lowest Wage	Highest Wage
COMPUTECH COMPUTERS, INC., 40-24 76TH STREET, 2ND FLOOR, ELMHURST, NY (https://www.google.com/maps/place/40-24%2076TH%20STREET,%202ND%20FLOOR,ELMHURST,NY)	Graph	17	\$75,590.94	\$76,000.00	\$65,000.00	\$84,200.00
Totals	Graph	17	\$75,590.94	\$76,000.00	\$65,000.00	\$84,200.00

Employer Name/Worksite Address	Graph	Count	Mean Wage	Median Wage	Lowest Wage	Highest Wage
COMPUTECH COMPUTERS, INC., 40-24 76TH STREET, 2ND FLOOR, ELMHURST, NY (https://www.google.com/maps/place/40-24%2076TH%20STREET,%202ND%20FLOOR,ELMHURST,NY)	Graph	1	\$65,000.00	\$65,000.00	\$65,000.00	\$65,000.00
COMPUTECH COMPUTERS, INC., 40-24 76TH STREET, 2ND FLOOR, ELMHURST, NY (https://www.google.com/maps/place/40-24%2076TH%20STREET,%202ND%20FLOOR,ELMHURST,NY)	Graph	15	\$77,003.07	\$76,000.00	\$71,000.00	\$84,200.00
Totals	Graph	16	\$76,252.88	\$76,000.00	\$65,000.00	\$84,200.00

Latitude: 40.746734 Longitude: -73.909768

Employer Name/Worksite Address	Graph	Count	Mean Wage	Median Wage	Lowest Wage	Highest Wage
ACCENTURE LLP, 3223 54TH ST, WOODSIDE, NY (https://www.google.com/maps/place/3223%2054TH%20ST,WOODSIDE,NY)	Graph	2	\$147,100.00	\$144,200.00	\$144,200.00	\$150,000.00
Totals	Graph	2	\$147,100.00	\$144,200.00	\$144,200.00	\$150,000.00

Latitude: 40.746772 Longitude: -73.938891

Employer Name/Employer Address	Graph	Count	Mean Wage	Median Wage	Lowest Wage
DI DOMENICO + PARTNERS, LLP, 3743 CRESCENT ST THIRD FL, LONG ISLAND CITY, NY (https://www.google.com/maps/place/3743%20CRESCENT%20ST%20THIRD%20FL,LONG%20ISLAND%20CITY,NY)	Graph	1	\$63,000.00	\$63,000.00	\$63,000.00
MICHILLI INC., 160 VARICK STREET, NEW YORK, NY (https://www.google.com/maps/place/160%20VARICK%20STREET,NEW%20YORK,NY)	Graph	1	\$115,000.00	\$115,000.00	\$115,000.00
PAC PROGRAM OF THE BRONX INC, 35-01 QUEENS BLVD, 2FL, LONG ISLAND CITY, NY (https://www.google.com/maps/place/35-01%20QUEENS%20BLVD,%202FL,LONG%20ISLAND%20CITY,NY)	Graph	1	\$45,906.00	\$45,906.00	\$45,906.00
UADC NY INC, 30-10 41ST AVENUE, 4TH FL, LONG ISLAND CITY, NY (https://www.google.com/maps/place/30-10%2041ST%20AVENUE,%204TH%20FL,LONG%20ISLAND%20CITY,NY)	Graph	1	\$48,796.80	\$48,796.80	\$48,796.80
MOVE SYSTEMS INTERNATIONAL LLC, GD1, 29-28 41ST AVENUE, LONG ISLAND CITY, NY (https://www.google.com/maps/place/GD1,%2029-28%2041ST%20AVENUE,LONG%20ISLAND%20CITY,NY)	Graph	2	\$67,240.00	\$64,480.00	\$64,480.00
Totals	Graph	6	\$67,863.80	\$63,000.00	\$45,906.00

Employer Name/Worksite Address	Graph	Count	Mean Wage
AITA CONSULTING SERVICES, INC., DEPARTMENT OF EDUCATION, ISLAND CITY, NY (https://www.google.com/maps/place/DEPARTMENT%20OF%20EDUCATION,ISLAND%20CITY,NY)	Graph	1	\$64,813.00
AITA CONSULTING SERVICES, INC., DEPT OF HEALTH AND MENTAL HYGIENE (DOHMH), LONG ISLAND CITY, NY (https://www.google.com/maps/place/DEPT%20OF%20HEALTH%20AND%20MENTAL%20HYGIENE%20(DOHMH),LONG%20ISLAND%20CITY,NY)	Graph	1	\$70,221.00
ALTANOVA, LLC, 11-05 44TH DRIVE, LONG ISLAND CITY, NY (https://www.google.com/maps/place/11-05%2044TH%20DRIVE,LONG%20ISLAND%20CITY,NY)	Graph	1	\$75,250.00
AXELON SERVICES CORPORATION, CITIGROUP, LONG ISLAND CITY, NY (https://www.google.com/maps/place/CITIGROUP,LONG%20ISLAND%20CITY,NY)	Graph	1	\$140,000.00
BINARY INFORMATION TECHNOLOGY, INC., GOTHAM CENTER, 42-09 28TH STREET, QUEENS, NY (https://www.google.com/maps/place/GOTHAM%20CENTER,%2042-09%2028TH%20STREET,QUEENS,NY)	Graph	1	\$71,000.00
CALIFORNIA CREATIVE SOLUTIONS, INC., 44-36 VERNON BLVD., 6TH FL, LONG ISLAND, NY (https://www.google.com/maps/place/44-36%20VERNON%20BLVD.,%206TH%20FL,LONG%20ISLAND,NY)	Graph	1	\$92,768.00
CMA LAW GROUP, PLLC, 45-18 COURT SQUARE, LONG ISLAND CITY, NY (https://www.google.com/maps/place/45-18%20COURT%20SQUARE,LONG%20ISLAND%20CITY,NY)	Graph	1	\$45,052.80
DATA-CORE SYSTEMS, INC, JETBLUE, LONG ISLAND CITY, NY (https://www.google.com/maps/place/JETBLUE,LONG%20ISLAND%20CITY,NY)	Graph	1	\$72,000.00
DATAMETRICS SOFTWARE SYSTEMS INC, NYC DEPARTMENT OF HEALTH AND MENTAL HYGIENE, LONG ISLAND, NY (https://www.google.com/maps/place/NYC%20DEPARTMENT%20OF%20HEALTH%20AND%20MENTAL%20HYGIENE,LONG%20ISLAND,NY)	Graph	1	\$87,000.00
DATAMETRICS SOFTWARE SYSTEMS, INC, NYC DEPT OF EDUCATION, LONG ISLAND CITY, NY (https://www.google.com/maps/place/NYC%20DEPT%20OF%20EDUCATION,LONG%20ISLAND%20CITY,NY)	Graph	1	\$75,000.00
DI DOMENICO + PARTNERS, LLP, 3743 CRESCENT ST THIRD FL, LONG ISLAND CITY, NY (https://www.google.com/maps/place/3743%20CRESCENT%20ST%20THIRD%20FL,LONG%20ISLAND%20CITY,NY)	Graph	1	\$63,000.00
EPAM SYSTEMS, INC, 1 COURT SQUARE, NEW YORK, NY (https://www.google.com/maps/place/1%20COURT%20SQUARE,NEW%20YORK,NY)	Graph	1	\$90,000.00
GUILD SYSTEMS, INC, 27-01 QUEEN PLAZA NORTH, NEW YORK CITY, NY (https://www.google.com/maps/place/27-01%20QUEEN%20PLAZA%20NORTH,NEW%20YORK%20CITY,NY)	Graph	1	\$108,000.00
HENICK-LANE, INC., HENICK-LANE INC., NEW YORK, NY (https://www.google.com/maps/place/HENICK-LANE%20INC.,NEW%20YORK,NY)	Graph	1	\$75,000.00
HEXAWARE TECHNOLOGIES, INC., UNFCU, LONG ISLAND CITY, NY (https://www.google.com/maps/place/UNFCU,LONG%20ISLAND%20CITY,NY)	Graph	1	\$75,800.00
IBM INDIA PRIVATE LIMITED, 1 METLIFE PLAZA 27-01 QUEENS PLAZA NORTH, LONG ISLAND CITY, NY (https://www.google.com/maps/place/1%20METLIFE%20PLAZA%2027-01%20QUEENS%20PLAZA%20NORTH,LONG%20ISLAND%20CITY,NY)	Graph	1	\$88,708.00
IBM INDIA PRIVATE LIMITED, 1 METLIFE PLAZA, 27-01 QUEENS PLAZA NORTH, LONG ISLAND CITY, NY (https://www.google.com/maps/place/1%20METLIFE%20PLAZA,%2027-01%20QUEENS%20PLAZA%20NORTH,LONG%20ISLAND%20CITY,NY)	Graph	1	\$75,795.00
INFOSYS LIMITED, 111 WALL STREET, NEW YORK, NY (https://www.google.com/maps/place/111%20WALL%20STREET,NEW%20YORK,NY)	Graph	1	\$118,500.00
LAW OFFICE OF USMAN B. AHMAD, P.C., 47-40 21ST STREET, LONG ISLAND CITY, NY (https://www.google.com/maps/place/47-40%2021ST%20STREET,LONG%20ISLAND%20CITY,NY)	Graph	1	\$110,000.00
MEER ENTERPRISERS, LLC, 31-00 47TH AVE, LONG ISLAND CITY, NY (https://www.google.com/maps/place/31-00%2047TH%20AVE,LONG%20ISLAND%20CITY,NY)	Graph	1	\$46,675.00
MEER ENTERPRISES LLC, 31-00 47TH AVENUE, LONG ISLAND CITY, NY (https://www.google.com/maps/place/31-00%2047TH%20AVENUE,LONG%20ISLAND%20CITY,NY)	Graph	1	\$55,765.00
MICHILLI INC., 160 VARICK STREET, NEW YORK, NY (https://www.google.com/maps/place/160%20VARICK%20STREET,NEW%20YORK,NY)	Graph	1	\$115,000.00
MITCHELL/MARTIN, INC., JETBLUE AIRWAYS, LONG ISLAND CITY, NY (https://www.google.com/maps/place/JETBLUE%20AIRWAYS,LONG%20ISLAND%20CITY,NY)	Graph	1	\$115,000.00

Employer Name/Worksite Address	Graph	Count	Mean Wage	
NETROCON SYSTEMS LLC, 42-09 28TH STREET, NEW YORK, NY (https://www.google.com/maps/place/42-09%20%2028TH%20STREET,NEW%20YORK,NY)	Graph	1	\$80,000.00	:
OVERSEAS MEDIA NETWORKS, INC., 36-01 37TH AVENUE, LONG ISLAND CITY, NY (https://www.google.com/maps/place/36-01%2037TH%20AVENUE,LONG%20ISLAND%20CITY,NY)	Graph	1	\$143,749.00	\$
PAMTEN, INC., NYC WCB, ALBANY, NY (https://www.google.com/maps/place/NYC%20WCB,ALBANY,NY)	Graph	1	\$83,000.00	:
TECHAFFINITY CONSULTING INC, FRESH DIRECT, LLC, LONG ISLAND CITY, NY (https://www.google.com/maps/place/FRESH%20DIRECT,%20LLC,LONG%20ISLAND%20CITY,NY)	Graph	1	\$84,864.00	:
TEK SERVICES, LLC, NYC DEPT. OF DESIGN & CONSTRUCTION, LONG ISLAND CITY, NY (https://www.google.com/maps/place/NYC%20DEPT.%20OF%20DESIGN%20%26%20CONSTRUCTION,LONG%20ISLAND%20CITY,NY)	Graph	1	\$64,813.00	:
UADC NY INC, 30-10 41ST AVENUE, 4TH FL, LONG ISLAND CITY, NY (https://www.google.com/maps/place/30-10%2041ST%20AVENUE,%204TH%20FL,LONG%20ISLAND%20CITY,NY)	Graph	1	\$48,796.80	:
VAIKUN CORPORATION, JETBLUE AIRWAYS, LONG ISLAND CITY, NY (https://www.google.com/maps/place/JETBLUE%20%20AIRWAYS,LONG%20ISLAND%20CITY,NY)	Graph	1	\$57,000.00	:
AMTEX SYSTEMS, INC., NYCSCA, LONG ISLAND CITY, NY (https://www.google.com/maps/place/NYCSCA,LONG%20ISLAND%20CITY,NY)	Graph	2	\$60,000.00	:
FRESH DIRECT, LLC, 53-01 11ST ST, LONG ISLAND CITY, NY (https://www.google.com/maps/place/53-01%2011ST%20ST,LONG%20ISLAND%20CITY,NY)	Graph	2	\$100,000.00	:
HENICK-LANE, INC., 45-39 DAVIS STREET, NEW YORK, NY (https://www.google.com/maps/place/45-39%20DAVIS%20STREET,NEW%20YORK,NY)	Graph	2	\$75,000.00	:
HEXAWARE TECHNOLOGIES, INC., UNITED NATIONS FEDERAL CREDIT UNION, LONG ISLAND CITY, NY (https://www.google.com/maps/place/UNITED%20NATIONS%20FEDERAL%20CREDIT%20UNION,LONG%20ISLAND%20CITY,NY)	Graph	2	\$63,300.00	:
JUDLAU CONTRACTING INC., 51-02 21 STREET, LONG ISLAND CITY, NY (https://www.google.com/maps/place/51-02%2021%20STREET,LONG%20ISLAND%20CITY,NY)	Graph	2	\$73,500.00	:
MOVE SYSTEMS INTERNATIONAL LLC, GD1, 29-28 41ST AVENUE, LONG ISLAND CITY, NY (https://www.google.com/maps/place/GD1,%2029-28%2041ST%20AVENUE,LONG%20ISLAND%20CITY,NY)	Graph	2	\$67,240.00	:
NATIONAL CONSULTING GROUP INC, 2401 44 TH ROAD, LONG ISLAND CITY, NY (https://www.google.com/maps/place/2401%2044%20TH%20ROAD,LONG%20ISLAND%20CITY,NY)	Graph	2	\$67,204.80	:
YURGOSKY CONSULTING LIMITED, INC., 2728 THOMSON AVENUE, LONG ISLAND CITY, NY (https://www.google.com/maps/place/2728%20THOMSON%20AVENUE,LONG%20ISLAND%20CITY,NY)	Graph	2	\$60,000.00	:
TATA CONSULTANCY SERVICES LIMITED, "27-01, QUEENS PLAZA NORTH, LONG ISLAND CITY, NY (https://www.google.com/maps/place/%26QUOT;27-01,%20QUEENS%20PLAZA%20NORTH,LONG%20ISLAND%20CITY,NY)	Graph	3	\$71,781.00	:
VISIONET SYSTEMS, INC., CALYPSO ST BARTH, LONG ISLAND CITY, NY (https://www.google.com/maps/place/CALYPSO%20ST%20BARTH,LONG%20ISLAND%20CITY,NY)	Graph	3	\$71,000.00	:
WIPRO LLC, 1, COURT SQUARE, LONG ISLAND CITY, NY (https://www.google.com/maps/place/1,%20COURT%20SQUARE,LONG%20ISLAND%20CITY,NY)	Graph	3	\$91,770.00	:
CITIBANK, N.A., TWO COURT SQUARE, LONG ISLAND CITY, NY (https://www.google.com/maps/place/TWO%20COURT%20SQUARE,LONG%20ISLAND%20CITY,NY)	Graph	5	\$124,600.00	\$
ENMAZE PICTURES LLC, 3401 38TH AVE 4TH FLOOR, LONG ISLAND CITY, NY (https://www.google.com/maps/place/3401%2038TH%20AVE%204TH%20FLOOR,LONG%20ISLAND%20CITY,NY)	Graph	5	\$78,698.88	:
MULTIVISION LLC, DEPARTMENT OF EDUCATION, LONG ISLAND CITY, NY (https://www.google.com/maps/place/DEPARTMENT%20OF%20EDUCATION,LONG%20ISLAND%20CITY,NY)	Graph	5	\$72,932.00	:
UNITED NATIONS FEDERAL CREDIT UNION, 2401 44TH ROAD, LONG ISLAND CITY, NY (https://www.google.com/maps/place/2401%2044TH%20ROAD,LONG%20ISLAND%20CITY,NY)	Graph	6	\$104,714.50	:
WIPRO LIMITED, 1, COURT SQUARE, LONG ISLAND CITY, LONG ISLAND CITY, NY (https://www.google.com/maps/place/1,%20COURT%20SQUARE,%20LONG%20ISLAND%20CITY,LONG%20ISLAND%20CITY,NY)	Graph	6	\$91,770.00	:
DATSON360, LLC, 34-18 NORTHERN BLVD., LONG ISLAND CITY, NY (https://www.google.com/maps/place/34-18%20NORTHERN%20BLVD.,LONG%20ISLAND%20CITY,NY)	Graph	8	\$66,250.00	:
CITICORP CREDIT SERVICES, INC. (USA), ONE COURT SQUARE, LONG ISLAND CITY, NY (https://www.google.com/maps/place/ONE%20COURT%20SQUARE,LONG%20ISLAND%20CITY,NY)	Graph	21	\$114,370.52	\$
Totals	Graph	111	\$88,473.47	:

Latitude: 40.746778 Longitude: -73.990519

Employer Name/Employer Address	Graph	Count	Mean Wage	Median Wage	Lowest Wage	Hig W:
JEWISH HOME LIFECARE COMMUNITY SERVICES, 104 WEST 29TH STREET, 8TH FLOOR, NEW YORK, NY (https://www.google.com/maps/place/104%20WEST%2029TH%20STREET,%208TH%20FLOOR,NEW%20YORK,NY)	Graph	2	\$95,000.00	\$95,000.00	\$95,000.00	\$95,0

Employer Name/Employer Address	Graph	Count	Mean Wage	Median Wage	Lowest Wage	Hig W
JEWISH HOME LIFECARE, COMMUNITY SERVICES, 104 WEST 29TH STREET, 8TH FLOOR, NEW YORK, NY (https://www.google.com/maps/place/104%20WEST%2029TH%20STREET,%208TH%20FLOOR,NEW%20YORK,NY)	Graph	6	\$95,000.00	\$95,000.00	\$95,000.00	\$95,0
Totals	Graph	8	\$95,000.00	\$95,000.00	\$95,000.00	\$95,0

Employer Name/Worksite Address	Graph	Count	Mean Wage	Median Wage	Lowest Wage	Highest Wage
GZA GEOENVIRONMENTAL OF NEW YORK, INC., 104 W. 29TH STREET, NEW YORK, NY (https://www.google.com/maps/place/104%20W.%2029TH%20STREET,NEW%20YORK,NY)	Graph	1	\$84,968.00	\$84,968.00	\$84,968.00	\$84,968.00
JEWISH HOME LIFECARE COMMUNITY SERVICES, 104 WEST 29TH STREET, NEW YORK, NY (https://www.google.com/maps/place/104%20WEST%2029TH%20STREET,NEW%20YORK,NY)	Graph	5	\$95,000.00	\$95,000.00	\$95,000.00	\$95,000.00
Totals	Graph	6	\$93,328.00	\$95,000.00	\$84,968.00	\$95,000.00

Latitude: 40.746793 Longitude: -73.983748

Employer Name/Employer Address	Graph	Count	Mean Wage	Median Wage	Lowest Wage	Highest Wage
TOO MANY CHIEFS, INC., 160 MADISON AVE., NEW YORK, NY (https://www.google.com/maps/place/160%20MADISON%20AVE.,NEW%20YORK,NY)	Graph	2	\$40,000.00	\$40,000.00	\$40,000.00	\$40,000.00
Totals	Graph	2	\$40,000.00	\$40,000.00	\$40,000.00	\$40,000.00

Employer Name/Worksite Address	Graph	Count	Mean Wage	Median Wage	Lowest Wage	Highest Wage
TOO MANY CHIEFS, INC., 160 MADISON AVE., NEW YORK, NY (https://www.google.com/maps/place/160%20MADISON%20AVE.,NEW%20YORK,NY)	Graph	2	\$40,000.00	\$40,000.00	\$40,000.00	\$40,000.00
Totals	Graph	2	\$40,000.00	\$40,000.00	\$40,000.00	\$40,000.00

Latitude: 40.746793 Longitude: -73.983584

Employer Name/Employer Address	Graph	Count	Mean Wage	Median Wage	Lowest Wage	Highes Wage
BEIJING TONG REN TANG MING QI GROUP, LLC, 161 MADISON AVENUE, 12TH FLOOR, NEW YORK, NY (https://www.google.com/maps/place/161%20MADISON%20AVENUE,%2012TH%20FLOOR,NEW%20YORK,NY)	Graph	1	\$62,400.00	\$62,400.00	\$62,400.00	\$62,400.0
HILDA DEMIRJIAN LASER LLC, 161 MADISON AVENUE, NEW YORK, NY (https://www.google.com/maps/place/161%20MADISON%20AVENUE,NEW%20YORK,NY)	Graph	1	\$65,291.00	\$65,291.00	\$65,291.00	\$65,291.0
Totals	Graph	2	\$63,845.50	\$62,400.00	\$62,400.00	\$65,291.0

Employer Name/Worksite Address	Graph	Count	Mean Wage	Median Wage	Lowest Wage	Highes Wage
BEIJING TONG REN TANG MING QI GROUP, LLC, 161 MADISON AVENUE, 12TH FLOOR, NEW YORK, NY (https://www.google.com/maps/place/161%20MADISON%20AVENUE,%2012TH%20FLOOR,NEW%20YORK,NY)	Graph	1	\$62,400.00	\$62,400.00	\$62,400.00	\$62,400.0
HILDA DEMIRJIAN LASER LLC, 161 MADISON AVENUE, NEW YORK, NY (https://www.google.com/maps/place/161%20MADISON%20AVENUE,NEW%20YORK,NY)	Graph	1	\$65,291.00	\$65,291.00	\$65,291.00	\$65,291.0
Totals	Graph	2	\$63,845.50	\$62,400.00	\$62,400.00	\$65,291.0

Latitude: 40.74682 Longitude: -73.984538

Employer Name/Employer Address	Graph	Count	Mean Wage	Median Wage	Lowest Wage	Highest Wage
J GROUP LLC, 15 EAST 32ND STREET, NEW YORK, NY (https://www.google.com/maps/place/15%20EAST%2032ND%20STREET,NEW%20YORK,NY)	Graph	1	\$55,000.00	\$55,000.00	\$55,000.00	\$55,000.00
Totals	Graph	1	\$55,000.00	\$55,000.00	\$55,000.00	\$55,000.00

Employer Name/Worksite Address	Graph	Count	Mean Wage	Median Wage	Lowest Wage	Highest Wage
J GROUP LLC, 15 EAST 32ND STREET, NEW YORK, NY (https://www.google.com/maps/place/15%20EAST%2032ND%20STREET,NEW%20YORK,NY)	Graph	1	\$55,000.00	\$55,000.00	\$55,000.00	\$55,000.00
Totals	Graph	1	\$55,000.00	\$55,000.00	\$55,000.00	\$55,000.00

Latitude: 40.746855 Longitude: -73.985796

Employer Name/Employer Address	Graph	Count	Mean Wage	Median Wage	Lowest Wage	Highest Wage
GLOBAL INNOVATION MERCHANTS INC, 310 5TH AVENUE 3RD FLOOR, NEW YORK, NY (https://www.google.com/maps/place/310%205TH%20AVENUE%20%203RD%20FLOOR,NEW%20YORK,NY)	Graph	1	\$55,764.80	\$55,764.80	\$55,764.80	\$55,764.80
Totals	Graph	1	\$55,764.80	\$55,764.80	\$55,764.80	\$55,764.80

Employer Name/Worksite Address	Graph	Count	Mean Wage	Median Wage	Lowest Wage	Highest Wage
GLOBAL INNOVATION MERCHANTS INC, 310 5TH AVENUE 3RD FLOOR, NEW YORK, NY (https://www.google.com/maps/place/310%205TH%20AVENUE%20%203RD%20FLOOR,NEW%20YORK,NY)	Graph	1	\$55,764.80	\$55,764.80	\$55,764.80	\$55,764.80
Totals	Graph	1	\$55,764.80	\$55,764.80	\$55,764.80	\$55,764.80

Latitude: 40.746865 Longitude: -73.972839

Employer Name/Employer Address	Graph	Count	Mean Wage	Median Wage	Lowest Wage	Highest Wage
CHILDREN'S CANCER AND BLOOD FOUNDATION, 333 EAST 38TH STREET, SUITE 830, NEW YORK, NY (https://www.google.com/maps/place/333%20EAST%2038TH%20STREET,%20SUITE%20830,NEW%20YORK,NY)	Graph	1	\$60,000.00	\$60,000.00	\$60,000.00	\$60,000.00
Totals	Graph	1	\$60,000.00	\$60,000.00	\$60,000.00	\$60,000.00

Employer Name/Worksite Address	Graph	Count	Mean Wage	Median Wage	Lowest Wage	Highest Wage
CHILDREN'S CANCER AND BLOOD FOUNDATION, 333 EAST 38TH STREET, SUITE 830, NEW YORK, NY (https://www.google.com/maps/place/333%20EAST%2038TH%20STREET,%20SUITE%20830,NEW%20YORK,NY)	Graph	1	\$60,000.00	\$60,000.00	\$60,000.00	\$60,000.00
XDUCE CORPORATION, 333 EAST 38TH STREET, NEW YORK, NY (https://www.google.com/maps/place/333%20EAST%2038TH%20STREET,NEW%20YORK,NY)	Graph	1	\$125,000.00	\$125,000.00	\$125,000.00	\$125,000.00
Totals	Graph	2	\$92,500.00	\$60,000.00	\$60,000.00	\$125,000.00

Latitude: 40.746867 Longitude: -73.990731

Employer Name/Employer Address	Graph	Count	Mean Wage	Median Wage	Lowest Wage	Highest Wage
SAVVY NEW YORK INC., 122 WEST 29TH. STREET, NEW YORK, NY (https://www.google.com/maps/place/122%20WEST%2029TH.%20STREET,NEW%20YORK,NY)	Graph	1	\$48,000.00	\$48,000.00	\$48,000.00	\$48,000.00
Totals	Graph	1	\$48,000.00	\$48,000.00	\$48,000.00	\$48,000.00

Employer Name/Worksite Address	Graph	Count	Mean Wage	Median Wage	Lowest Wage	Highest Wage
SAVVY NEW YORK INC., 122 WEST 29TH. STREET, NEW YORK, NY (https://www.google.com/maps/place/122%20WEST%2029TH.%20STREET,NEW%20YORK,NY)	Graph	1	\$48,000.00	\$48,000.00	\$48,000.00	\$48,000.00
Totals	Graph	1	\$48,000.00	\$48,000.00	\$48,000.00	\$48,000.00

Latitude: 40.746888 Longitude: -73.988365

Employer Name/Employer Address	Graph	Count	Mean Wage	Median Wage	Lowest Wage	Highest Wage

Employer Name/Employer Address	Graph	Count	Mean Wage	Median Wage	Lowest Wage	Highest Wage
AA & TC INC., 1220 BROADWAY SUITE 704, NEW YORK, NY (https://www.google.com/maps/place/1220%20BROADWAY%20SUITE%20704,NEW%20YORK,NY)	Graph	1	\$55,764.80	\$55,764.80	\$55,764.80	\$55,764.80
OPENWAVE COMPUTING LLC, 1220 BROADWAY, NEW YORK, NY (https://www.google.com/maps/place/1220%20BROADWAY,NEW%20YORK,NY)	Graph	54	\$65,013.26	\$64,813.00	\$64,813.00	\$71,240.00
Totals	Graph	55	\$64,845.11	\$64,813.00	\$55,764.80	\$71,240.00

Employer Name/Worksite Address	Graph	Count	Mean Wage	Median Wage	Lowest Wage	Highest Wage
AA & TC INC., 1220 BROADWAY SUITE 704, NEW YORK, NY (https://www.google.com/maps/place/1220%20BROADWAY%20SUITE%20704,NEW%20YORK,NY)	Graph	1	\$55,764.80	\$55,764.80	\$55,764.80	\$55,764.80
OPENWAVE COMPUTING LLC, 1220 BROADWAY, NEW YORK, NY (https://www.google.com/maps/place/1220%20BROADWAY,NEW%20YORK,NY)	Graph	51	\$64,899.02	\$64,813.00	\$64,813.00	\$69,200.00
Totals	Graph	52	\$64,723.36	\$64,813.00	\$55,764.80	\$69,200.00

Latitude: 40.746899 Longitude: -73.990468

Employer Name/Employer Address	Graph	Count	Mean Wage	Median Wage	Lowest Wage	Highest Wage
BIT BY BIT COMPUTER CONSULTANTS INC, 115 WEST 29TH ST, NEW YORK, NY (https://www.google.com/maps/place/115%20WEST%2029TH%20ST,NEW%20YORK,NY)	Graph	1	\$94,000.00	\$94,000.00	\$94,000.00	\$94,000.00
BOMBAS LLC, 115 W 29TH STREET, SUITE 1100, NEW YORK, NY (https://www.google.com/maps/place/115%20W%2029TH%20STREET,%20SUITE%201100,NEW%20YORK,NY)	Graph	1	\$70,000.00	\$70,000.00	\$70,000.00	\$70,000.00
HIDEOKI PRODUCTIONS, LTD., 115 W 29TH STREET, NEW YORK, NY (https://www.google.com/maps/place/115%20W%2029TH%20STREET,NEW%20YORK,NY)	Graph	1	\$26,707.20	\$26,707.20	\$26,707.20	\$26,707.20
Totals	Graph	3	\$63,569.07	\$70,000.00	\$26,707.20	\$94,000.00

Employer Name/Worksite Address	Graph	Count	Mean Wage	Median Wage	Lowest Wage	Highest Wage
BIT BY BIT COMPUTER CONSULTANTS INC, 115 W 29TH STREET 4TH FLOOR, NEW YORK, NY (https://www.google.com/maps/place/115%20W%2029TH%20STREET%204TH%20FLOOR,NEW%20YORK,NY)	Graph	1	\$94,000.00	\$94,000.00	\$94,000.00	\$94,000.00
BOMBAS LLC, 115 W 29TH STREET, SUITE 1100, NEW YORK, NY (https://www.google.com/maps/place/115%20W%2029TH%20STREET,%20SUITE%201100,NEW%20YORK,NY)	Graph	1	\$70,000.00	\$70,000.00	\$70,000.00	\$70,000.00
HIDEOKI PRODUCTIONS, LTD., 115 W 29TH STREET, NEW YORK, NY (https://www.google.com/maps/place/115%20W%2029TH%20STREET,NEW%20YORK,NY)	Graph	1	\$26,707.20	\$26,707.20	\$26,707.20	\$26,707.20
EC INFOSYSTEMS, INC., 115 WEST 29TH STREET, NEW YORK, NY (https://www.google.com/maps/place/115%20WEST%2029TH%20STREET,NEW%20YORK,NY)	Graph	2	\$75,795.00	\$75,795.00	\$75,795.00	\$75,795.00
Totals	Graph	5	\$68,459.44	\$75,795.00	\$26,707.20	\$94,000.00

Latitude: 40.746917 Longitude: -73.984837

Employer Name/Worksite Address	Graph	Count	Mean Wage	Median Wage	Lowest Wage	Highest Wage
CINTRA SOFTWARE & SERVICES, INC., 3 PARK AVENUE, NEW YORK, NY (https://www.google.com/maps/place/3%20PARK%20AVENUE,NEW%20YORK,NY)	Graph	1	\$85,000.00	\$85,000.00	\$85,000.00	\$85,000.00
CORPORATE BIZ SOLUTIONS, INC., 6E 32 STREET, 11TH FLOOR, NEW YORK, NY (https://www.google.com/maps/place/6E%2032%20STREET,%2011TH%20FLOOR,NEW%20YORK,NY)	Graph	1	\$70,221.00	\$70,221.00	\$70,221.00	\$70,221.00
AH INFOTECH, LLC, SONY MUSIC ENTERTAINMENT, NEW YORK, NY (https://www.google.com/maps/place/SONY%20MUSIC%20ENTERTAINMENT,NEW%20YORK,NY)	Graph	10	\$85,831.70	\$88,317.00	\$80,000.00	\$90,000.00
Totals	Graph	12	\$84,461.50	\$85,000.00	\$70,221.00	\$90,000.00

Latitude: 40.74692 Longitude: -73.929292

Employer Name/Employer Address	Graph	Count	Mean Wage	Median Wage	Lowest Wage	Highest Wage
--------------------------------	-------	-------	-----------	-------------	-------------	--------------

Employer Name/Employer Address	Graph	Count	Mean Wage	Median Wage	Lowest Wage	Highest Wage
MECHOSHADE SYSTEMS, INC., 42-03 35TH STREET, LONG ISLAND CITY, NY (https://www.google.com/maps/place/42-03%2035TH%20STREET, LONG%20ISLAND%20CITY, NY)	Graph	1	\$105,956.00	\$105,956.00	\$105,956.00	\$105,956.00
Totals	Graph	1	\$105,956.00	\$105,956.00	\$105,956.00	\$105,956.00

Employer Name/Worksite Address	Graph	Count	Mean Wage	Median Wage	Lowest Wage	Highest Wage
MECHOSHADE SYSTEMS, INC., 42-03 35TH STREET, LONG ISLAND CITY, NY (https://www.google.com/maps/place/42-03%2035TH%20STREET, LONG%20ISLAND%20CITY, NY)	Graph	1	\$105,956.00	\$105,956.00	\$105,956.00	\$105,956.00
Totals	Graph	1	\$105,956.00	\$105,956.00	\$105,956.00	\$105,956.00

Latitude: 40.746944 Longitude: -73.97759

Employer Name/Worksite Address	Graph	Count	Mean Wage	Median Wage	Lowest Wage	Highest Wage
NEW YORK UNIVERSITY SCHOOL OF MEDICINE, 540 FIRST AVENUE, NEW YORK, NY (https://www.google.com/maps/place/540%20FIRST%20AVENUE, NEW%20YORK, NY)	Graph	1	\$55,000.00	\$55,000.00	\$55,000.00	\$55,000.00
Totals	Graph	1	\$55,000.00	\$55,000.00	\$55,000.00	\$55,000.00

Latitude: 40.746956 Longitude: -73.935257

Employer Name/Worksite Address	Graph	Count	Mean Wage	Median Wage	Lowest Wage	Highest Wage
COMPUNNEL SOFTWARE GROUP, INC., 2701 QUEENS PLAZA, LONG ISLAND CITY, NY (https://www.google.com/maps/place/2701%20QUEENS%20PLAZA, LONG%20ISLAND%20CITY, NY)	Graph	2	\$82,190.00	\$71,600.00	\$71,600.00	\$92,780.00
Totals	Graph	2	\$82,190.00	\$71,600.00	\$71,600.00	\$92,780.00

Latitude: 40.746969 Longitude: -73.985231

Employer Name/Employer Address	Graph	Count	Mean Wage	Median Wage	Lowest Wage	Highest Wage
ARVATO SYSTEMS NA, INC., 6 E. 32ND STREET, NEW YORK, NY (https://www.google.com/maps/place/6%20E.%2032ND%20STREET, NEW%20YORK, NY)	Graph	1	\$109,245.26	\$109,245.26	\$109,245.26	\$109,245.26
KEPLER GROUP, LLC, 6 EAST 32ND STREET, NEW YORK, NY (https://www.google.com/maps/place/6%20EAST%2032ND%20STREET, NEW%20YORK, NY)	Graph	1	\$115,000.00	\$115,000.00	\$115,000.00	\$115,000.00
L18 HOLDINGS, INC. & SUBSIDIARIES LOT 18 INC., 6 EAST 32ND STREET, NEW YORK, NY (https://www.google.com/maps/place/6%20EAST%2032ND%20STREET, NEW%20YORK, NY)	Graph	1	\$55,000.00	\$55,000.00	\$55,000.00	\$55,000.00
NUFRONTEER MEDIA, INC., 6 EAST 32ND STREET, 8TH FLOOR, NEW YORK, NY (https://www.google.com/maps/place/6%20EAST%2032ND%20STREET,%208TH%20FLOOR, NEW%20YORK, NY)	Graph	1	\$48,796.80	\$48,796.80	\$48,796.80	\$48,796.80
POPDUST, INC., 6 EAST 32ND STREET, 8TH FLOOR, NEW YORK, NY (https://www.google.com/maps/place/6%20EAST%2032ND%20STREET,%208TH%20FLOOR, NEW%20YORK, NY)	Graph	1	\$48,796.80	\$48,796.80	\$48,796.80	\$48,796.80
POPDUST, INC., 6 EAST 32ND STREET, NEW YORK, NY (https://www.google.com/maps/place/6%20EAST%2032ND%20STREET, NEW%20YORK, NY)	Graph	1	\$64,000.00	\$64,000.00	\$64,000.00	\$64,000.00
SINTEC MEDIA INC., 6 EAST 32ND STREET, NEW YORK, NY (https://www.google.com/maps/place/6%20EAST%2032ND%20STREET, NEW%20YORK, NY)	Graph	1	\$117,300.00	\$117,300.00	\$117,300.00	\$117,300.00
SINTEC MEDIA, NYC, INC., 6 EAST 32ND STREET, NEW YORK, NY (https://www.google.com/maps/place/6%20EAST%2032ND%20STREET, NEW%20YORK, NY)	Graph	1	\$117,300.00	\$117,300.00	\$117,300.00	\$117,300.00
SINTECMEDIA NYC, INC., 6 EAST 32ND STREET, NEW YORK, NY (https://www.google.com/maps/place/6%20EAST%2032ND%20STREET, NEW%20YORK, NY)	Graph	1	\$100,000.00	\$100,000.00	\$100,000.00	\$100,000.00
SINTECMEDIA INC., 6 E 32ND ST, NEW YORK, NY (https://www.google.com/maps/place/6%20E%2032ND%20ST, NEW%20YORK, NY)	Graph	2	\$97,500.00	\$65,000.00	\$65,000.00	\$130,000.00
ARVATO SYSTEMS NORTH AMERICA, INC., 6 EAST 32ND STREET, NEW YORK, NY (https://www.google.com/maps/place/6%20EAST%2032ND%20STREET, NEW%20YORK, NY)	Graph	4	\$96,751.25	\$110,000.00	\$55,765.00	\$110,000.00

Employer Name/Employer Address	Graph	Count	Mean Wage	Median Wage	Lowest Wage	Highest Wage
DATAMINR, INC., 6 EAST 32ND STREET, NEW YORK, NY (https://www.google.com/maps/place/6%20EAST%2032ND%20STREET,NEW%20YORK,NY)	Graph	7	\$109,341.00	\$111,405.00	\$65,000.00	\$175,000.00
Totals	Graph	22	\$96,492.31	\$110,000.00	\$48,796.80	\$175,000.00

Employer Name/Worksite Address	Graph	Count	Mean Wage	Median Wage	Lowest Wage	Highest Wage
CYBERTHINK INC, 6 E 32ND STREET,, NEW YORK, NY (https://www.google.com/maps/place/6%20E%2032ND%20STREET,,NEW%20YORK,NY)	Graph	1	\$91,000.00	\$91,000.00	\$91,000.00	\$91,000.00
NUFRONTEER MEDIA, INC., 6 EAST 32ND STREET, 8TH FLOOR, NEW YORK, NY (https://www.google.com/maps/place/6%20EAST%2032ND%20STREET,%208TH%20FLOOR,NEW%20YORK,NY)	Graph	1	\$48,796.80	\$48,796.80	\$48,796.80	\$48,796.80
CYBERTHINK INC, 6 E 32ND STREET, NEW YORK, NY (https://www.google.com/maps/place/6%20E%2032ND%20STREET,NEW%20YORK,NY)	Graph	3	\$90,000.00	\$75,000.00	\$65,000.00	\$130,000.00
XTGLOBAL, INC., 6 E 32ND ST, NEW YORK, NY (https://www.google.com/maps/place/6%20E%2032ND%20ST,NEW%20YORK,NY)	Graph	3	\$75,147.33	\$70,221.00	\$70,221.00	\$85,000.00
ARVATO SYSTEMS NORTH AMERICA, INC., 6 E. 32ND STREET, NEW YORK, NY (https://www.google.com/maps/place/6%20E.%2032ND%20STREET,NEW%20YORK,NY)	Graph	4	\$96,751.25	\$110,000.00	\$55,765.00	\$111,000.00
KEPLER GROUP, LLC, 6 EAST 32ND STREET, NEW YORK, NY (https://www.google.com/maps/place/6%20EAST%2032ND%20STREET,NEW%20YORK,NY)	Graph	13	\$107,419.33	\$111,405.00	\$55,000.00	\$175,000.00
Totals	Graph	25	\$96,747.80	\$109,245.26	\$48,796.80	\$175,000.00

Latitude: 40.747013 Longitude: -73.991079

Employer Name/Employer Address	Graph	Count	Mean Wage	Median Wage	Lowest Wage	Highest Wage
JLH EXPERIENTIAL LLC, 134 W 29TH STREET, SUITE 609, NEW YORK, NY (https://www.google.com/maps/place/134%20W%2029TH%20STREET,%20SUITE%20609,NEW%20YORK,NY)	Graph	1	\$55,000.00	\$55,000.00	\$55,000.00	\$55,000.00
KARAOKE CHAMP INC., 134 WEST 29TH STREET, NEW YORK, NY (https://www.google.com/maps/place/134%20WEST%2029TH%20STREET,NEW%20YORK,NY)	Graph	1	\$84,864.00	\$84,864.00	\$84,864.00	\$84,864.00
PLANCK, LLC, 134 WEST 29TH STREET, NEW YORK, NY (https://www.google.com/maps/place/134%20WEST%2029TH%20STREET,NEW%20YORK,NY)	Graph	1	\$53,061.00	\$53,061.00	\$53,061.00	\$53,061.00
CHIVE INTERNATIONAL, LLC, 134 W. 29TH STREET, NEW YORK, NY (https://www.google.com/maps/place/134%20W.%2029TH%20STREET,NEW%20YORK,NY)	Graph	2	\$71,100.00	\$64,200.00	\$64,200.00	\$78,000.00
PLANCK, LLC, 134 W. 29TH STREET, NEW YORK, NY (https://www.google.com/maps/place/134%20W.%2029TH%20STREET,NEW%20YORK,NY)	Graph	2	\$100,000.00	\$60,000.00	\$60,000.00	\$140,000.00
THE VLADAR COMPANY, 134 WEST 29TH STREET, NEW YORK, NY (https://www.google.com/maps/place/134%20WEST%2029TH%20STREET,NEW%20YORK,NY)	Graph	2	\$54,568.90	\$38,916.80	\$38,916.80	\$70,221.00
CHIVE INTERNATIONAL LLC, 134 W. 29TH STREET, NEW YORK, NY (https://www.google.com/maps/place/134%20W.%2029TH%20STREET,NEW%20YORK,NY)	Graph	3	\$97,635.20	\$83,990.40	\$46,675.20	\$162,240.00
NULOOM INC, 134 WEST 29TH STREET, NEW YORK, NY (https://www.google.com/maps/place/134%20WEST%2029TH%20STREET,NEW%20YORK,NY)	Graph	3	\$69,220.00	\$55,910.00	\$52,750.00	\$99,000.00
NORTH AMERICA SERVICE CENTER FOR CHINESE STUDENTS LLC., 134 WEST 29TH ST, NEW YORK, NY (https://www.google.com/maps/place/134%20WEST%2029TH%20ST,NEW%20YORK,NY)	Graph	7	\$50,431.09	\$46,675.20	\$38,916.80	\$64,812.80
Totals	Graph	22	\$68,083.91	\$55,910.00	\$38,916.80	\$162,240.00

Employer Name/Worksite Address	Graph	Count	Mean Wage	Median Wage	Lowest Wage	Highest Wage
JLH EXPERIENTIAL LLC, 134 W 29TH ST, SUITE 609, NEW YORK, NY (https://www.google.com/maps/place/134%20W%2029TH%20ST,%20SUITE%20609,NEW%20YORK,NY)	Graph	1	\$55,000.00	\$55,000.00	\$55,000.00	\$55,000.00
CHIVE INTERNATIONAL LLC, 134 W. 29TH STREET, NEW YORK, NY (https://www.google.com/maps/place/134%20W.%2029TH%20STREET,NEW%20YORK,NY)	Graph	5	\$87,021.12	\$78,000.00	\$46,675.20	\$162,240.00
NORTH AMERICA SERVICE CENTER FOR CHINESE STUDENTS LLC., 134 WEST 29TH ST, NEW YORK, NY (https://www.google.com/maps/place/134%20WEST%2029TH%20ST,NEW%20YORK,NY)	Graph	7	\$50,431.09	\$46,675.20	\$38,916.80	\$64,812.80
PLANCK, LLC, 134 WEST 29TH STREET, NEW YORK, NY (https://www.google.com/maps/place/134%20WEST%2029TH%20STREET,NEW%20YORK,NY)	Graph	7	\$61,408.40	\$55,910.00	\$38,916.80	\$99,000.00
Totals	Graph	20	\$63,649.10	\$55,000.00	\$38,916.80	\$162,240.00

Latitude: 40.74702 Longitude: -73.985511

Employer Name/Employer Address	Graph	Count	Mean Wage	Median Wage	Lowest Wage	Highest Wage
APPLIED INFORMATICS, INC., 315 FIFTH AVENUE, NEW YORK, NY (https://www.google.com/maps/place/315%20FIFTH%20AVENUE,NEW%20YORK,NY)	Graph	1	\$45,000.00	\$45,000.00	\$45,000.00	\$45,000.00
Totals	Graph	1	\$45,000.00	\$45,000.00	\$45,000.00	\$45,000.00

Employer Name/Worksite Address	Graph	Count	Mean Wage	Median Wage	Lowest Wage	Highest Wage
APPLIED INFORMATICS, INC., 315 FIFTH AVENUE, NEW YORK, NY (https://www.google.com/maps/place/315%20FIFTH%20AVENUE,NEW%20YORK,NY)	Graph	1	\$45,000.00	\$45,000.00	\$45,000.00	\$45,000.00
Totals	Graph	1	\$45,000.00	\$45,000.00	\$45,000.00	\$45,000.00

Latitude: 40.747057 Longitude: -73.983176

Employer Name/Employer Address	Graph	Count	Mean Wage	Median Wage	Lowest Wage	Highest Wage
JACLYN APPAREL LLC, 33 EAST 33RD STREET, NEW YORK, NY (https://www.google.com/maps/place/33%20EAST%2033RD%20STREET,NEW%20YORK,NY)	Graph	1	\$60,000.00	\$60,000.00	\$60,000.00	\$60,000.00
SPORTORITY INC, 33 EAST 33RD STREET, NEW YORK, NY (https://www.google.com/maps/place/33%20EAST%2033RD%20STREET,NEW%20YORK,NY)	Graph	1	\$65,000.00	\$65,000.00	\$65,000.00	\$65,000.00
Totals	Graph	2	\$62,500.00	\$60,000.00	\$60,000.00	\$65,000.00

Employer Name/Worksite Address	Graph	Count	Mean Wage	Median Wage	Lowest Wage	Highest Wage
SPORTORITY INC, 33 EAST 33RD STREET, NEW YORK, NY (https://www.google.com/maps/place/33%20EAST%2033RD%20STREET,NEW%20YORK,NY)	Graph	1	\$65,000.00	\$65,000.00	\$65,000.00	\$65,000.00
Totals	Graph	1	\$65,000.00	\$65,000.00	\$65,000.00	\$65,000.00

Latitude: 40.747062 Longitude: -73.990854

Employer Name/Employer Address	Graph	Count	Mean Wage	Median Wage	Lowest Wage	Highest Wage
ANDELA INC, 129 WEST 29TH STREET, NEW YORK, NY (https://www.google.com/maps/place/129%20WEST%2029TH%20STREET,NEW%20YORK,NY)	Graph	1	\$55,000.00	\$55,000.00	\$55,000.00	\$55,000.00
ANDELA INC., 129 WEST 29TH STREET, NEW YORK, NY (https://www.google.com/maps/place/129%20WEST%2029TH%20STREET,NEW%20YORK,NY)	Graph	2	\$95,000.00	\$80,000.00	\$80,000.00	\$110,000.00
Totals	Graph	3	\$81,666.67	\$80,000.00	\$55,000.00	\$110,000.00

Employer Name/Worksite Address	Graph	Count	Mean Wage	Median Wage	Lowest Wage	Highest Wage
DYNPRO INC., 129 W 29TH ST., NEW YORK, NY (https://www.google.com/maps/place/129%20W%2029TH%20ST.,NEW%20YORK,NY)	Graph	1	\$46,675.00	\$46,675.00	\$46,675.00	\$46,675.00
ANDELA INC, 129 WEST 29TH STREET, NEW YORK, NY (https://www.google.com/maps/place/129%20WEST%2029TH%20STREET,NEW%20YORK,NY)	Graph	2	\$82,500.00	\$55,000.00	\$55,000.00	\$110,000.00
Totals	Graph	3	\$70,558.33	\$55,000.00	\$46,675.00	\$110,000.00

Latitude: 40.747072 Longitude: -73.985137

Employer Name/Employer Address	Graph	Count	Mean Wage	Median Wage	Lowest Wage	Highest Wage
AH INFOTECH, LLC, 6E 32ND STREET, 11TH FLOOR, NEW YORK, NY (https://www.google.com/maps/place/6E%2032ND%20STREET,%2011TH%20FLOOR,NEW%20YORK,NY)	Graph	14	\$85,223.57	\$90,000.00	\$64,813.00	\$90,000.00
Totals	Graph	14	\$85,223.57	\$90,000.00	\$64,813.00	\$90,000.00

Employer Name/Worksite Address	Graph	Count	Mean Wage	Median Wage	Lowest Wage	Highest Wage
AH INFOTECH, LLC, 6E 32ND STREET, 11TH FLOOR, NEW YORK, NY (https://www.google.com/maps/place/6E%2032ND%20STREET,%2011TH%20FLOOR,NEW%20YORK,NY)	Graph	1	\$64,813.00	\$64,813.00	\$64,813.00	\$64,813.00
SVS TECHNOLOGIES LIMITED, 6E 32ND ST, NEW YORK, NY (https://www.google.com/maps/place/6E%2032ND%20ST,NEW%20YORK,NY)	Graph	1	\$70,221.00	\$70,221.00	\$70,221.00	\$70,221.00
Totals	Graph	2	\$67,517.00	\$64,813.00	\$64,813.00	\$70,221.00

Latitude: 40.747096 Longitude: -73.995106

Employer Name/Employer Address	Graph	Count	Mean Wage	Median Wage	Lowest Wage
AERO STUDIOS LLC, 236 WEST 27TH STREET, 7TH FLOOR, NEW YORK, NY (https://www.google.com/maps/place/236%20WEST%2027TH%20STREET,%207TH%20FLOOR,NEW%20YORK,NY)	Graph	1	\$150,000.00	\$150,000.00	\$150,000.00
Totals	Graph	1	\$150,000.00	\$150,000.00	\$150,000.00

Employer Name/Worksite Address	Graph	Count	Mean Wage	Median Wage	Lowest Wage
AERO STUDIOS LLC, 236 WEST 27TH STREET, 7TH FLOOR, NEW YORK, NY (https://www.google.com/maps/place/236%20WEST%2027TH%20STREET,%207TH%20FLOOR,NEW%20YORK,NY)	Graph	1	\$150,000.00	\$150,000.00	\$150,000.00
Totals	Graph	1	\$150,000.00	\$150,000.00	\$150,000.00

Latitude: 40.747099 Longitude: -73.985617

Employer Name/Employer Address	Graph	Count	Mean Wage	Median Wage	Lowest Wage	Highest Wage
DAVCO USA CORP., 320 FIFTH AVENUE, SUITE 604, NEW YORK, NY (https://www.google.com/maps/place/320%20FIFTH%20AVENUE,%20SUITE%20604,NEW%20YORK,NY)	Graph	1	\$46,675.00	\$46,675.00	\$46,675.00	\$46,675.00
FABRIZIO ACCESSORIES LLC, 320 FIFTH AVENUE, NEW YORK, NY (https://www.google.com/maps/place/320%20FIFTH%20AVENUE,NEW%20YORK,NY)	Graph	1	\$75,000.00	\$75,000.00	\$75,000.00	\$75,000.00
HATCH ASSOCIATES CONSULTANTS, INC., 320 FIFTH AVENUE, NEW YORK, NY (https://www.google.com/maps/place/320%20FIFTH%20AVENUE,NEW%20YORK,NY)	Graph	1	\$162,000.00	\$162,000.00	\$162,000.00	\$162,000.00
Totals	Graph	3	\$94,558.33	\$75,000.00	\$46,675.00	\$162,000.00

Employer Name/Worksite Address	Graph	Count	Mean Wage	Median Wage	Lowest Wage	Highest Wage
FABRIZIO ACCESSORIES LLC, 320 FIFTH AVENUE, NEW YORK, NY (https://www.google.com/maps/place/320%20FIFTH%20AVENUE,NEW%20YORK,NY)	Graph	2	\$118,500.00	\$75,000.00	\$75,000.00	\$162,000.00
Totals	Graph	2	\$118,500.00	\$75,000.00	\$75,000.00	\$162,000.00

Latitude: 40.747111 Longitude: -73.991311

Employer Name/Employer Address	Graph	Count	Mean Wage	Median Wage	Lowest Wage	Highest Wage
NEW FRONTIER CHODAE CHURCH, 142 WEST 29TH STREET, 2ND FLOOR, NEW YORK, NY (https://www.google.com/maps/place/142%20WEST%2029TH%20STREET,%202ND%20FLOOR,NEW%20YORK,NY)	Graph	1	\$23,982.40	\$23,982.40	\$23,982.40	\$23,982.40
Totals	Graph	1	\$23,982.40	\$23,982.40	\$23,982.40	\$23,982.40

Employer Name/Worksite Address	Graph	Count	Mean Wage	Median Wage	Lowest Wage	Highest Wage
NEW FRONTIER CHODAE CHURCH, 142 WEST 29TH STREET, 2ND FLOOR, NEW YORK, NY (https://www.google.com/maps/place/142%20WEST%2029TH%20STREET,%202ND%20FLOOR,NEW%20YORK,NY)	Graph	1	\$23,982.40	\$23,982.40	\$23,982.40	\$23,982.40
Totals	Graph	1	\$23,982.40	\$23,982.40	\$23,982.40	\$23,982.40

Latitude: 40.747118 Longitude: -73.987152

Employer Name/Employer Address	Graph	Count	Mean Wage	Median Wage	Lowest Wage	Highest Wage
BIJOUX IMAGE INC., 25 WEST 31ST STREET, FLOOR 5, NEW YORK, NY (https://www.google.com/maps/place/25%20WEST%2031ST%20STREET,%20FLOOR%205,NEW%20YORK,NY)	Graph	1	\$46,675.20	\$46,675.20	\$46,675.20	\$46,675.20
Totals	Graph	1	\$46,675.20	\$46,675.20	\$46,675.20	\$46,675.20

Employer Name/Worksite Address	Graph	Count	Mean Wage	Median Wage	Lowest Wage	Highest Wage
BIJOUX IMAGE INC., 25 WEST 31ST STREET, FLOOR 5, NEW YORK, NY (https://www.google.com/maps/place/25%20WEST%2031ST%20STREET,%20FLOOR%205,NEW%20YORK,NY)	Graph	1	\$46,675.20	\$46,675.20	\$46,675.20	\$46,675.20
Totals	Graph	1	\$46,675.20	\$46,675.20	\$46,675.20	\$46,675.20

Latitude: 40.747133 Longitude: -73.988451

Employer Name/Employer Address	Graph	Count	Mean Wage	Median Wage	Lowest Wage	Highest Wage
CAPACITY INTERACTIVE CONSULTING, LLC, 1239 BROADWAY, NEW YORK, NY (https://www.google.com/maps/place/1239%20BROADWAY,NEW%20YORK,NY)	Graph	1	\$90,000.00	\$90,000.00	\$90,000.00	\$90,000.00
JOOR INC., 1239 BROADWAY, NEW YORK CITY, NY (https://www.google.com/maps/place/1239%20BROADWAY,NEW%20YORK%20CITY,NY)	Graph	1	\$55,000.00	\$55,000.00	\$55,000.00	\$55,000.00
JOOR, INC, 1239 BROADWAY, NEW YORK, NY (https://www.google.com/maps/place/1239%20BROADWAY,NEW%20YORK,NY)	Graph	1	\$85,000.00	\$85,000.00	\$85,000.00	\$85,000.00
US JEWELRY HOUSE LTD, 1239 BROADWAY, NEW YORK, NY (https://www.google.com/maps/place/1239%20BROADWAY,NEW%20YORK,NY)	Graph	5	\$47,944.40	\$52,000.00	\$40,000.00	\$52,000.00
Totals	Graph	8	\$58,715.25	\$52,000.00	\$40,000.00	\$90,000.00

Employer Name/Worksite Address	Graph	Count	Mean Wage	Median Wage	Lowest Wage	Highest Wage
JOOR INC., 1239 BROADWAY, NEW YORK CITY, NY (https://www.google.com/maps/place/1239%20BROADWAY,NEW%20YORK%20CITY,NY)	Graph	1	\$55,000.00	\$55,000.00	\$55,000.00	\$55,000.00
US JEWELRY HOUSE LTD, 1239 BROADWAY, NEW YORK, NY (https://www.google.com/maps/place/1239%20BROADWAY,NEW%20YORK,NY)	Graph	6	\$54,953.67	\$52,000.00	\$40,000.00	\$90,000.00
Totals	Graph	7	\$54,960.29	\$52,000.00	\$40,000.00	\$90,000.00

Latitude: 40.747135 Longitude: -73.991028

Employer Name/Employer Address	Graph	Count	Mean Wage	Median Wage	Lowest Wage	Highest Wage
DNA CONTROLLED INSPECTIONS, LTD, 135 WEST 29TH STREET, NEW YORK, NY (https://www.google.com/maps/place/135%20WEST%2029TH%20STREET,NEW%20YORK,NY)	Graph	1	\$108,992.00	\$108,992.00	\$108,992.00	\$108,992.00
PHEAR CREATIVE, LLC, 135 WEST 29TH STREET, NEW YORK, NY (https://www.google.com/maps/place/135%20WEST%2029TH%20STREET,NEW%20YORK,NY)	Graph	1	\$135,000.00	\$135,000.00	\$135,000.00	\$135,000.00
PRECISION GLOBAL CONSULTING, INC., 135 WEST 29TH STREET, NEW YORK, NY (https://www.google.com/maps/place/135%20WEST%2029TH%20STREET,NEW%20YORK,NY)	Graph	3	\$76,666.67	\$80,000.00	\$65,000.00	\$85,000.00
Totals	Graph	5	\$94,798.40	\$85,000.00	\$65,000.00	\$135,000.00

Employer Name/Worksite Address	Graph	Count	Mean Wage	Median Wage	Lowest Wage	Highest Wage
PHEAR CREATIVE, LLC, 135 WEST 29TH STREET, NEW YORK, NY (https://www.google.com/maps/place/135%20WEST%2029TH%20STREET,NEW%20YORK,NY)	Graph	2	\$121,996.00	\$108,992.00	\$108,992.00	\$135,000.00
Totals	Graph	2	\$121,996.00	\$108,992.00	\$108,992.00	\$135,000.00

Latitude: 40.74715 Longitude: -73.587626

Employer Name/Employer Address	Graph	Count	Mean Wage	Median Wage	Lowest Wage	Highest Wage
ALEXANDRA B. DE MOURA MD, PC, 761 MERRICK AVENUE, WESTBURY, NY (https://www.google.com/maps/place/761%20MERRICK%20AVENUE,WESTBURY,NY)	Graph	1	\$400,000.00	\$400,000.00	\$400,000.00	\$400,000.00
SPARK451 INC, 865 MERRICK AVENUE, SUITE 451, WESTBURY, NY (https://www.google.com/maps/place/865%20MERRICK%20AVENUE,%20SUITE%20451,WESTBURY,NY)	Graph	1	\$70,000.00	\$70,000.00	\$70,000.00	\$70,000.00
SPARK451 INC., 865 MERRICK AVE, WESTBURY, NY (https://www.google.com/maps/place/865%20MERRICK%20AVE,WESTBURY,NY)	Graph	2	\$43,597.60	\$40,000.00	\$40,000.00	\$47,195.20
NEW YORK COMMUNITY BANCORP, INC., 615 MERRICK AVENUE, WESTBURY, NY (https://www.google.com/maps/place/615%20MERRICK%20AVENUE,WESTBURY,NY)	Graph	6	\$123,333.33	\$120,000.00	\$90,000.00	\$150,000.00
PROLIFICS, INC., 865 MERRICK AVENUE, WESTBURY, NY (https://www.google.com/maps/place/865%20MERRICK%20AVENUE,WESTBURY,NY)	Graph	16	\$81,074.74	\$74,000.00	\$72,000.00	\$128,227.00
Totals	Graph	26	\$99,784.27	\$74,000.00	\$40,000.00	\$400,000.00

Employer Name/Worksite Address	Graph	Count	Mean Wage	Median Wage	Lowest Wage	Highest Wage
ALEXANDRA B. DE MOURA MD, PC, 760 MERRICK AVENUE, WESTBURY, NY (https://www.google.com/maps/place/760%20MERRICK%20AVENUE,WESTBURY,NY)	Graph	1	\$400,000.00	\$400,000.00	\$400,000.00	\$400,000.00
SPARK451 INC, 865 MERRICK AVENUE, SUITE 451, WESTBURY, NY (https://www.google.com/maps/place/865%20MERRICK%20AVENUE,%20SUITE%20451,WESTBURY,NY)	Graph	1	\$70,000.00	\$70,000.00	\$70,000.00	\$70,000.00
SPARK451 INC., 865 MERRICK AVE, WESTBURY, NY (https://www.google.com/maps/place/865%20MERRICK%20AVE,WESTBURY,NY)	Graph	2	\$43,597.60	\$40,000.00	\$40,000.00	\$47,195.20
NEW YORK COMMUNITY BANCORP, INC., 615 MERRICK AVENUE, WESTBURY, NY (https://www.google.com/maps/place/615%20MERRICK%20AVENUE,WESTBURY,NY)	Graph	5	\$118,000.00	\$120,000.00	\$90,000.00	\$150,000.00
AVANT HEALTHCARE PROFESSIONALS, LLC, 865 MERRICK AVE., WESTBURY, NY (https://www.google.com/maps/place/865%20MERRICK%20AVE.,WESTBURY,NY)	Graph	6	\$61,401.60	\$61,401.60	\$61,401.60	\$61,401.60
PROLIFICS, INC., 865 MERRICK AVENUE, WESTBURY, NY (https://www.google.com/maps/place/865%20MERRICK%20AVENUE,WESTBURY,NY)	Graph	14	\$70,543.43	\$74,000.00	\$61,402.00	\$76,000.00
Totals	Graph	29	\$86,317.68	\$74,000.00	\$40,000.00	\$400,000.00









Latitude: 40.747159 Longitude: -73.983317





Employer Name/Employer Address	Graph	Count	Mean Wage	Median Wage	Lowest Wage
HD CAPITAL HOLDINGS, LLC, 171 MADISON AVENUE, 17TH FLOOR, PH, NEW YORK, NY (https://www.google.com/maps/place/171%20MADISON%20AVENUE,%2017TH%20FLOOR,%20PH,NEW%20YORK,NY)	Graph	1	\$95,000.00	\$95,000.00	\$95,000.00
VAN DE VELDE NORTH AMERICA INC, 171 MADISON AVE, NEW YORK, NY (https://www.google.com/maps/place/171%20MADISON%20AVE,NEW%20YORK,NY)	Graph	1	\$98,390.00	\$98,390.00	\$98,390.00
ELENION TECHNOLOGIES, LLC, 171 MADISON AVE, NEW YORK, NY (https://www.google.com/maps/place/171%20MADISON%20AVE,NEW%20YORK,NY)	Graph	2	\$113,750.00	\$62,500.00	\$62,500.00
ELENION TECHNOLOGIES, LLC, 171 W MADISON AVE, NEW YORK, NY (https://www.google.com/maps/place/171%20W%20MADISON%20AVE,NEW%20YORK,NY)	Graph	2	\$127,500.00	\$125,000.00	\$125,000.00
NICHOLAS STANOS ARCHITECT, PLLC, 171 MADISON AVENUE #1608, NEW YORK, NY (https://www.google.com/maps/place/171%20MADISON%20AVENUE%20#1608,NEW%20YORK,NY)	Graph	2	\$57,500.00	\$50,000.00	\$50,000.00
Totals	Graph	8	\$98,861.25	\$95,000.00	\$50,000.00

Employer Name/Worksite Address	Graph	Count	Mean Wage	Median Wage	Lowest Wage
ELENION TECHNOLOGIES, LLC, 171 MADISON AVENUE, NEW YORK, NY (https://www.google.com/maps/place/171%20MADISON%20AVENUE,NEW%20YORK,NY)	Graph	1	\$165,000.00	\$165,000.00	\$165,000.00
ELENION TECHNOLOGIES, LLC, 171 W MADISON AVE, NEW YORK, NY (https://www.google.com/maps/place/171%20W%20MADISON%20AVE,NEW%20YORK,NY)	Graph	1	\$62,500.00	\$62,500.00	\$62,500.00
ELENION TECHNOLOGIES, LLC, 171 W MADISON AVE, SUITE 1100, NEW YORK, NY (https://www.google.com/maps/place/171%20W%20MADISON%20AVE,%20SUITE%201100,NEW%20YORK,NY)	Graph	1	\$125,000.00	\$125,000.00	\$125,000.00
ELENION TECHNOLOGIES, LLC, 171 W. MADISON AVE, NEW YORK, NY (https://www.google.com/maps/place/171%20W.%20MADISON%20AVE,NEW%20YORK,NY)	Graph	1	\$130,000.00	\$130,000.00	\$130,000.00







Employer Name/Worksite Address	Graph	Count	Mean Wage	Median Wage	Lowest Wage
HD CAPITAL HOLDINGS, LLC, 171 MADISON AVENUE, 17TH FLOOR, PH, NEW YORK, NY (https://www.google.com/maps/place/171%20MADISON%20AVENUE,%2017TH%20FLOOR,%20PH,NEW%20YORK,NY)		1	\$95,000.00	\$95,000.00	\$95,000.00
VAN DE VELDE NORTH AMERICA INC, 171 MADISON AVE, NEW YORK, NY (https://www.google.com/maps/place/171%20MADISON%20AVE,NEW%20YORK,NY)		1	\$98,390.00	\$98,390.00	\$98,390.00
NICHOLAS STANOS ARCHITECT, PLLC, 171 MADISON AVENUE #1608, NEW YORK, NY (https://www.google.com/maps/place/171%20MADISON%20AVENUE%20#1608,NEW%20YORK,NY)		2	\$57,500.00	\$50,000.00	\$50,000.00
Totals		8	\$98,861.25	\$95,000.00	\$50,000.00

Latitude: 40.74716 Longitude: -73.991427

Employer Name/Employer Address	Graph	Count	Mean Wage	Median Wage	Lowest Wage	Highest Wage
EDITE, INC., 146 W. 29TH STREET, NEW YORK, NY (https://www.google.com/maps/place/146%20W.%2029TH%20STREET,NEW%20YORK,NY)		1	\$48,000.00	\$48,000.00	\$48,000.00	\$48,000.00
FULL CIRCLE HOME LLC, 146 W 29TH ST, NEW YORK, NY (https://www.google.com/maps/place/146%20W%2029TH%20ST,NEW%20YORK,NY)		1	\$38,916.80	\$38,916.80	\$38,916.80	\$38,916.80
FULL CIRCLE HOME LLC, 146 WEST 29TH STREET, NEW YORK, NY (https://www.google.com/maps/place/146%20WEST%2029TH%20STREET,NEW%20YORK,NY)		1	\$45,000.00	\$45,000.00	\$45,000.00	\$45,000.00
S. GROVER CPA LLC, 146 WEST 29TH STREET, NEW YORK, NY (https://www.google.com/maps/place/146%20WEST%2029TH%20STREET,NEW%20YORK,NY)		1	\$58,240.00	\$58,240.00	\$58,240.00	\$58,240.00
SHAMEEZA EMBROIDERIES INC., 146 WEST, 29TH STREET, NEW YORK, NY (https://www.google.com/maps/place/146%20WEST,%20%2029TH%20STREET,NEW%20YORK,NY)		1	\$55,764.80	\$55,764.80	\$55,764.80	\$55,764.80
S GROVER, CPA, PLLC, 146 WEST 29TH STREET, NEW YORK, NY (https://www.google.com/maps/place/146%20WEST%2029TH%20STREET,NEW%20YORK,NY)		2	\$58,240.00	\$58,240.00	\$58,240.00	\$58,240.00
LAW OFFICE OF KESHAB RAJ SEADIE, PC, 146 WEST 29TH STREET, NEW YORK, NY (https://www.google.com/maps/place/146%20WEST%2029TH%20STREET,NEW%20YORK,NY)		6	\$57,567.37	\$55,764.80	\$45,843.00	\$65,748.80
Totals		13	\$54,446.60	\$55,764.80	\$38,916.80	\$65,748.80

Employer Name/Worksite Address	Graph	Count	Mean Wage	Median Wage	Lowest Wage	Highest Wage
FULL CIRCLE HOME LLC, 146 W 29TH ST, NEW YORK, NY (https://www.google.com/maps/place/146%20W%2029TH%20ST,NEW%20YORK,NY)		1	\$38,916.80	\$38,916.80	\$38,916.80	\$38,916.80
SHAMEEZA EMBROIDERIES INC., 146 WEST 29TH STREET, NEW YORK, NY (https://www.google.com/maps/place/146%20WEST%20%2029TH%20STREET,NEW%20YORK,NY)		1	\$55,764.80	\$55,764.80	\$55,764.80	\$55,764.80
LAW OFFICE OF KESHAB RAJ SEADIE, PC, 146 WEST 29TH STREET, NEW YORK, NY (https://www.google.com/maps/place/146%20WEST%2029TH%20STREET,NEW%20YORK,NY)		10	\$57,836.42	\$58,240.00	\$45,843.00	\$65,748.80
Totals		12	\$56,087.15	\$56,534.00	\$38,916.80	\$65,748.80

Latitude: 40.747194 Longitude: -73.981234

Employer Name/Employer Address	Graph	Count	Mean Wage	Median Wage	Lowest Wage	Highest Wage
AMERICAN SOCIETY OF MECHANICAL ENGINEERS, 2 PARK AVENUE, NEW YORK, NY (https://www.google.com/maps/place/2%20PARK%20AVENUE,NEW%20YORK,NY)		1	\$100,000.00	\$100,000.00	\$100,000.00	\$100,000.00
DELTA GALIL USA INC, 2 PARK AVENUE, NEW YORK, NY (https://www.google.com/maps/place/2%20PARK%20AVENUE,NEW%20YORK,NY)		1	\$85,000.00	\$85,000.00	\$85,000.00	\$85,000.00
KATE SPADE LLC, 2 PARK AVENUE, NEW YORK, NY (https://www.google.com/maps/place/2%20PARK%20AVENUE,NEW%20YORK,NY)		1	\$85,000.00	\$85,000.00	\$85,000.00	\$85,000.00
NATILIK INC., 2 PARK AVENUE, 20TH FLOOR, NEW YORK, NY (https://www.google.com/maps/place/2%20PARK%20AVENUE,%2020TH%20FLOOR,NEW%20YORK,NY)		1	\$62,500.00	\$62,500.00	\$62,500.00	\$62,500.00
ONEWORLD MANAGEMENT COMPANY, INC., 2 PARK AVENUE, SUITE 1100, NEW YORK, NY (https://www.google.com/maps/place/2%20PARK%20AVENUE,%20SUITE%201100,NEW%20YORK,NY)		1	\$257,610.00	\$257,610.00	\$257,610.00	\$257,610.00
TOTAL MANAGEMENT US LLC, 2 PARK AVENUE, NEW YORK, NY (https://www.google.com/maps/place/2%20PARK%20AVENUE,NEW%20YORK,NY)		1	\$102,000.00	\$102,000.00	\$102,000.00	\$102,000.00

Employer Name/Employer Address	Graph	Count	Mean Wage	Median Wage	Lowest Wage	Highest Wage
TRUVERIS, INC., 2 PARK AVENUE, NEW YORK, NY (https://www.google.com/maps/place/2%20PARK%20AVENUE,NEW%20YORK,NY)	Graph	1	\$71,781.00	\$71,781.00	\$71,781.00	\$71,781.00
BARST MUKAMAL & KLEINER LLP, 2 PARK AVENUE, NEW YORK, NY (https://www.google.com/maps/place/2%20PARK%20AVENUE,NEW%20YORK,NY)	Graph	2	\$60,000.00	\$40,000.00	\$40,000.00	\$80,000.00
CONDUCTOR INC., 2 PARK AVENUE, NEW YORK, NY (https://www.google.com/maps/place/2%20PARK%20AVENUE,NEW%20YORK,NY)	Graph	4	\$70,000.00	\$70,000.00	\$70,000.00	\$70,000.00
LONGTAIL AD SOLUTIONS, INC., 2 PARK AVENUE, 10TH FLOOR, NEW YORK, NY (https://www.google.com/maps/place/2%20PARK%20AVENUE,%2010TH%20FLOOR,NEW%20YORK,NY)	Graph	6	\$125,833.33	\$120,000.00	\$110,000.00	\$140,000.00
Totals	Graph	19	\$100,994.26	\$85,000.00	\$40,000.00	\$257,610.00

Employer Name/Worksite Address	Graph	Count	Mean Wage	Median Wage	Lowest Wage	Highest Wage
NATILIK INC., 2 PARK AVENUE, 20TH FLOOR, NEW YORK, NY (https://www.google.com/maps/place/2%20PARK%20AVENUE,%2020TH%20FLOOR,NEW%20YORK,NY)	Graph	1	\$62,500.00	\$62,500.00	\$62,500.00	\$62,500.00
ONEWORLD MANAGEMENT COMPANY, INC., 2 PARK AVENUE, SUITE 1100, NEW YORK, NY (https://www.google.com/maps/place/2%20PARK%20AVENUE,%20SUITE%201100,NEW%20YORK,NY)	Graph	1	\$257,610.00	\$257,610.00	\$257,610.00	\$257,610.00
LONGTAIL AD SOLUTIONS, INC., 2 PARK AVENUE, 10TH FLOOR, NEW YORK, NY (https://www.google.com/maps/place/2%20PARK%20AVENUE,%2010TH%20FLOOR,NEW%20YORK,NY)	Graph	6	\$125,833.33	\$120,000.00	\$110,000.00	\$140,000.00
KATE SPADE LLC, 2 PARK AVENUE, NEW YORK, NY (https://www.google.com/maps/place/2%20PARK%20AVENUE,NEW%20YORK,NY)	Graph	13	\$86,521.62	\$75,000.00	\$40,000.00	\$200,000.00
Totals	Graph	21	\$104,756.71	\$91,000.00	\$40,000.00	\$257,610.00

Latitude: 40.747217 Longitude: -73.955019

Employer Name/Employer Address	Graph	Count	Mean Wage	Median Wage	Lowest Wage	Highest Wage
LAUFSED, LLC, 46-01 5TH STREET, LONG ISLAND CITY, NY (https://www.google.com/maps/place/46-01%205TH%20STREET,LONG%20ISLAND%20CITY,NY)	Graph	1	\$62,500.00	\$62,500.00	\$62,500.00	\$62,500.00
Totals	Graph	1	\$62,500.00	\$62,500.00	\$62,500.00	\$62,500.00

Employer Name/Worksite Address	Graph	Count	Mean Wage	Median Wage	Lowest Wage	Highest Wage
LAUFSED, LLC, 46-01 5TH STREET, 2ND FLOOR, LONG ISLAND CITY, NY (https://www.google.com/maps/place/46-01%205TH%20STREET,%202ND%20FLOOR,LONG%20ISLAND%20CITY,NY)	Graph	1	\$62,500.00	\$62,500.00	\$62,500.00	\$62,500.00
Totals	Graph	1	\$62,500.00	\$62,500.00	\$62,500.00	\$62,500.00

Latitude: 40.747223 Longitude: -73.989738

Employer Name/Employer Address	Graph	Count	Mean Wage	Median Wage	Lowest Wage	Highest Wage
LT HOSPITALITY MANAGEMENT INC, 849 AVENUE OF THE AMERICAS, NEW YORK, NY (https://www.google.com/maps/place/849%20AVENUE%20OF%20THE%20AMERICAS,NEW%20YORK,NY)	Graph	1	\$47,000.00	\$47,000.00	\$47,000.00	\$47,000.00
Totals	Graph	1	\$47,000.00	\$47,000.00	\$47,000.00	\$47,000.00

Employer Name/Worksite Address	Graph	Count	Mean Wage	Median Wage	Lowest Wage	Highest Wage
LT HOSPITALITY MANAGEMENT INC, 849 AVENUE OF THE AMERICAS, NEW YORK, NY (https://www.google.com/maps/place/849%20AVENUE%20OF%20THE%20AMERICAS,NEW%20YORK,NY)	Graph	1	\$47,000.00	\$47,000.00	\$47,000.00	\$47,000.00
Totals	Graph	1	\$47,000.00	\$47,000.00	\$47,000.00	\$47,000.00

Latitude: 40.747232 Longitude: -73.975629

Employer Name/Worksite Address	Graph	Count	Mean Wage	Median Wage	Lowest Wage	Highest Wage
MASTECH DIGITAL TECHNOLOGIES, INC., A MASTECH DIGITAL, INC. COMPANY, 221 E 37TH ST, NEW YORK, NY (https://www.google.com/maps/place/221%20E%2037TH%20ST,NEW%20YORK,NY)	Graph	12	\$90,376.00	\$90,376.00	\$90,376.00	\$90,376.00
Totals	Graph	12	\$90,376.00	\$90,376.00	\$90,376.00	\$90,376.00

Latitude: 40.747257 Longitude: -74.005042

Employer Name/Employer Address	Graph	Count	Mean Wage	Median Wage	Lowest Wage	Highest Wage
ELI KLEIN FINE ART, LLC, 525 WEST 22ND STREET, NEW YORK, NY (https://www.google.com/maps/place/525%20WEST%2022ND%20STREET,NEW%20YORK,NY)	Graph	1	\$47,403.00	\$47,403.00	\$47,403.00	\$47,403.00
Totals	Graph	1	\$47,403.00	\$47,403.00	\$47,403.00	\$47,403.00

Employer Name/Worksite Address	Graph	Count	Mean Wage	Median Wage	Lowest Wage	Highest Wage
ELI KLEIN FINE ART, LLC, 525 WEST 22ND STREET, NEW YORK, NY (https://www.google.com/maps/place/525%20WEST%2022ND%20STREET,NEW%20YORK,NY)	Graph	1	\$47,403.00	\$47,403.00	\$47,403.00	\$47,403.00
Totals	Graph	1	\$47,403.00	\$47,403.00	\$47,403.00	\$47,403.00

Latitude: 40.747262 Longitude: -73.985924

Employer Name/Worksite Address	Graph	Count	Mean Wage	Median Wage	Lowest Wage	Highest Wage
HIGHGATE HOTELS, LP, 6 WEST 32ND STREET, NEW YORK, NY (https://www.google.com/maps/place/6%20WEST%2032ND%20STREET,NEW%20YORK,NY)	Graph	1	\$115,000.00	\$115,000.00	\$115,000.00	\$115,000.00
Totals	Graph	1	\$115,000.00	\$115,000.00	\$115,000.00	\$115,000.00

Latitude: 40.74729 Longitude: -73.886571

Employer Name/Employer Address	Graph	Count	Mean Wage	Median Wage	Lowest Wage	Highest Wage
PU-FOLKES LAW FIRM PLLC, 79-02 ROOSEVELT AVENUE, JACKSON HEIGHTS, NY (https://www.google.com/maps/place/79-02%20ROOSEVELT%20AVENUE,JACKSON%20HEIGHTS,NY)	Graph	1	\$83,200.00	\$83,200.00	\$83,200.00	\$83,200.00
REUSSIR, INC., 79-02 ROOSEVELT AVENUE, JACKSON HEIGHTS, NY (https://www.google.com/maps/place/79-02%20ROOSEVELT%20AVENUE,JACKSON%20HEIGHTS,NY)	Graph	2	\$62,400.00	\$58,240.00	\$58,240.00	\$66,560.00
Totals	Graph	3	\$69,333.33	\$66,560.00	\$58,240.00	\$83,200.00

Employer Name/Worksite Address	Graph	Count	Mean Wage	Median Wage	Lowest Wage	Highest Wage
PU-FOLKES LAW FIRM PLLC, 79-02 ROOSEVELT AVENUE, JACKSON HEIGHTS, NY (https://www.google.com/maps/place/79-02%20ROOSEVELT%20AVENUE,JACKSON%20HEIGHTS,NY)	Graph	3	\$69,333.33	\$66,560.00	\$58,240.00	\$83,200.00
Totals	Graph	3	\$69,333.33	\$66,560.00	\$58,240.00	\$83,200.00

Latitude: 40.7473 Longitude: -73.998259

Employer Name/Worksite Address	Graph	Count	Mean Wage	Median Wage	Lowest Wage	Highest Wage
EPAM SYSTEMS, INC., 24 WEST 25TH STREET, NEW YORK, NY (https://www.google.com/maps/place/24%20WEST%2025TH%20STREET,NEW%20YORK,NY)	Graph	1	\$98,000.00	\$98,000.00	\$98,000.00	\$98,000.00
Totals	Graph	1	\$98,000.00	\$98,000.00	\$98,000.00	\$98,000.00

Latitude: 40.747306 Longitude: -73.991775

Employer Name/Employer Address	Graph	Count	Mean Wage	Median Wage	Lowest Wage	Highest Wage
FLEMING-LEE SHUE INC., 158 WEST 29TH ST, NEW YORK, NY (https://www.google.com/maps/place/158%20WEST%2029TH%20ST,NEW%20YORK,NY)	Graph	1	\$48,000.00	\$48,000.00	\$48,000.00	\$48,000.00
ONE LUX STUDIO, LLC, 158 WEST 29TH STREET, 10TH FLOOR, NEW YORK, NY (https://www.google.com/maps/place/158%20WEST%2029TH%20STREET,%2010TH%20FLOOR,NEW%20YORK,NY)	Graph	1	\$66,955.00	\$66,955.00	\$66,955.00	\$66,955.00
Totals	Graph	2	\$57,477.50	\$48,000.00	\$48,000.00	\$66,955.00

Employer Name/Worksite Address	Graph	Count	Mean Wage	Median Wage	Lowest Wage	Highest Wage
FLEMING-LEE SHUE INC., 158 WEST 29TH STREET, NEW YORK, NY (https://www.google.com/maps/place/158%20WEST%2029TH%20STREET,NEW%20YORK,NY)	Graph	1	\$48,000.00	\$48,000.00	\$48,000.00	\$48,000.00
Totals	Graph	1	\$48,000.00	\$48,000.00	\$48,000.00	\$48,000.00

Latitude: 40.747319 Longitude: -73.986058

Employer Name/Employer Address	Graph	Count	Mean Wage	Median Wage	Lowest Wage	Highest Wage
WES CONSULTANTS LLC, 12 WEST 32ND STREET, NEW YORK, NY (https://www.google.com/maps/place/12%20WEST%2032ND%20STREET,NEW%20YORK,NY)	Graph	1	\$41,000.00	\$41,000.00	\$41,000.00	\$41,000.00
Totals	Graph	1	\$41,000.00	\$41,000.00	\$41,000.00	\$41,000.00

Employer Name/Worksite Address	Graph	Count	Mean Wage	Median Wage	Lowest Wage	Highest Wage
WES CONSULTANTS LLC, 12 WEST 32ND STREET, NEW YORK, NY (https://www.google.com/maps/place/12%20WEST%2032ND%20STREET,NEW%20YORK,NY)	Graph	1	\$41,000.00	\$41,000.00	\$41,000.00	\$41,000.00
Totals	Graph	1	\$41,000.00	\$41,000.00	\$41,000.00	\$41,000.00

Latitude: 40.747335 Longitude: -73.987665

Employer Name/Employer Address	Graph	Count	Mean Wage	Median Wage	Lowest Wage	Highest Wage
ISMILE DENTAL ARTS, PLLC, 35 WEST 31ST STREET, NEW YORK, NY (https://www.google.com/maps/place/35%20WEST%2031ST%20STREET,NEW%20YORK,NY)	Graph	1	\$151,548.80	\$151,548.80	\$151,548.80	\$151,548.80
Totals	Graph	1	\$151,548.80	\$151,548.80	\$151,548.80	\$151,548.80

Employer Name/Worksite Address	Graph	Count	Mean Wage	Median Wage	Lowest Wage	Highest Wage
ISMILE DENTAL ARTS, PLLC, 35 WEST 31ST STREET, NEW YORK, NY (https://www.google.com/maps/place/35%20WEST%2031ST%20STREET,NEW%20YORK,NY)	Graph	1	\$151,548.80	\$151,548.80	\$151,548.80	\$151,548.80
Totals	Graph	1	\$151,548.80	\$151,548.80	\$151,548.80	\$151,548.80

Latitude: 40.74739 Longitude: -73.672315

Employer Name/Employer Address	Graph	Count	Mean Wage	Median Wage	Lowest Wage	Highest Wage
ARJAY TELECOMMUNICATIONS, INC., 300 DENTON AVENUE, NEW HYDE PARK, NY (https://www.google.com/maps/place/300%20DENTON%20AVENUE,NEW%20HYDE%20PARK,NY)	Graph	2	\$55,525.50	\$54,600.00	\$54,600.00	\$56,451.00
Totals	Graph	2	\$55,525.50	\$54,600.00	\$54,600.00	\$56,451.00

Employer Name/Worksite Address	Graph	Count	Mean Wage	Median Wage	Lowest Wage	Highest Wage
--------------------------------	-------	-------	-----------	-------------	-------------	--------------

Employer Name/Worksite Address	Graph	Count	Mean Wage	Median Wage	Lowest Wage	Highest Wage
ARJAY TELECOMMUNICATIONS, INC., 300 DENTON AVENUE, NEW HYDE PARK, NY (https://www.google.com/maps/place/300%20DENTON%20AVENUE,NEW%20HYDE%20PARK,NY)	Graph	2	\$55,525.50	\$54,600.00	\$54,600.00	\$56,451.00
Totals	Graph	2	\$55,525.50	\$54,600.00	\$54,600.00	\$56,451.00

Latitude: 40.747401 Longitude: -73.414157

Employer Name/Employer Address	Graph	Count	Mean Wage	Median Wage	Lowest Wage	Highest Wage
MISONIX, INC., 1938 NEW HIGHWAY, FARMINGDALE, NY (https://www.google.com/maps/place/1938%20NEW%20HIGHWAY,FARMINGDALE,NY)	Graph	1	\$70,000.00	\$70,000.00	\$70,000.00	\$70,000.00
Totals	Graph	1	\$70,000.00	\$70,000.00	\$70,000.00	\$70,000.00

Employer Name/Worksite Address	Graph	Count	Mean Wage	Median Wage	Lowest Wage	Highest Wage
MISONIX, INC., 1938 NEW HIGHWAY, FARMINGDALE, NY (https://www.google.com/maps/place/1938%20NEW%20HIGHWAY,FARMINGDALE,NY)	Graph	1	\$70,000.00	\$70,000.00	\$70,000.00	\$70,000.00
Totals	Graph	1	\$70,000.00	\$70,000.00	\$70,000.00	\$70,000.00

Latitude: 40.747402 Longitude: -73.501486

Employer Name/Worksite Address	Graph	Count	Mean Wage	Median Wage	Lowest Wage	Highest Wage
AMEDISYS HOLDING LLC, 960 SOUTH BROADWAY, HICKSVILLE, NY (https://www.google.com/maps/place/960%20SOUTH%20BROADWAY,HICKSVILLE,NY)	Graph	1	\$75,582.00	\$75,582.00	\$75,582.00	\$75,582.00
Totals	Graph	1	\$75,582.00	\$75,582.00	\$75,582.00	\$75,582.00

Latitude: 40.74741 Longitude: -73.986272

Employer Name/Employer Address	Graph	Count	Mean Wage	Median Wage	Lowest Wage	Highest Wage
DK PARTNERS ENTERPRISE, INC., 16 WEST 32ND STREET, NEW YORK, NY (https://www.google.com/maps/place/16%20WEST%2032ND%20STREET,NEW%20YORK,NY)	Graph	1	\$55,993.60	\$55,993.60	\$55,993.60	\$55,993.60
KAPLI , INC, 16 WEST 32ND STREET, SUITE 306, NEW YORK, NY (https://www.google.com/maps/place/16%20WEST%2032ND%20STREET,%20SUITE%20306,NEW%20YORK,NY)	Graph	1	\$20,710.00	\$20,710.00	\$20,710.00	\$20,710.00
KIM, SONG & ASSOCIATES, PLLC, 16 WEST 32ND STREET SUITE 607, NEW YORK, NY (https://www.google.com/maps/place/16%20WEST%2032ND%20STREET%20SUITE%20607,NEW%20YORK,NY)	Graph	1	\$79,123.20	\$79,123.20	\$79,123.20	\$79,123.20
ROUGH SKETCH CORP., 16 WEST 32ND STREET, NEW YORK, NY (https://www.google.com/maps/place/16%20WEST%2032ND%20STREET,NEW%20YORK,NY)	Graph	1	\$47,528.00	\$47,528.00	\$47,528.00	\$47,528.00
KAPLI INC, 16 WEST 32ND STREET, SUITE 306, NEW YORK, NY (https://www.google.com/maps/place/16%20WEST%2032ND%20STREET,%20SUITE%20306,NEW%20YORK,NY)	Graph	2	\$47,236.80	\$45,676.80	\$45,676.80	\$48,796.80
KIM, SONG & ASSOCIATES, PLLC., 16 WEST 32ND STREET, NEW YORK, NY (https://www.google.com/maps/place/16%20WEST%2032ND%20STREET,NEW%20YORK,NY)	Graph	2	\$70,002.40	\$56,804.80	\$56,804.80	\$83,200.00
PLUS CAREER INC, 16 WEST 32ND STREET, SUITE 306, NEW YORK, NY (https://www.google.com/maps/place/16%20WEST%2032ND%20STREET,%20SUITE%20306,NEW%20YORK,NY)	Graph	3	\$48,796.80	\$48,796.80	\$48,796.80	\$48,796.80
KAPLI, INC, 16 WEST 32ND STREET, SUITE 306, NEW YORK, NY (https://www.google.com/maps/place/16%20WEST%2032ND%20STREET,%20SUITE%20306,NEW%20YORK,NY)	Graph	4	\$52,031.20	\$48,796.80	\$48,796.80	\$61,734.40
PLUS CAREER INC., 16 WEST 32ND STREET, SUITE 306, NEW YORK, NY (https://www.google.com/maps/place/16%20WEST%2032ND%20STREET,%20SUITE%20306,NEW%20YORK,NY)	Graph	5	\$48,796.80	\$48,796.80	\$48,796.80	\$48,796.80
Totals	Graph	20	\$51,816.62	\$48,796.80	\$20,710.00	\$83,200.00

Employer Name/Worksite Address	Graph	Count	Mean Wage	Median Wage	Lowest Wage	Highest Wage
KIM, SONG & ASSOCIATES, PLLC, 16 WEST 32ND STREET SUITE 607, NEW YORK, NY (https://www.google.com/maps/place/16%20WEST%2032ND%20STREET%20SUITE%20607,NEW%20YORK,NY)	Graph	1	\$79,123.20	\$79,123.20	\$79,123.20	\$79,123.20

Employer Name/Worksite Address	Graph	Count	Mean Wage	Median Wage	Lowest Wage	Highest Wage
SHIN & ASSOCIATES, PC, 16 W. 32ND STREET, #502, NEW YORK, NY (https://www.google.com/maps/place/16%20W.%2032ND%20STREET,%20#502,NEW%20YORK,NY)	Graph	1	\$52,000.00	\$52,000.00	\$52,000.00	\$52,000.00
ROUGH SKETCH CORP., 16 WEST 32ND STREET, NEW YORK, NY (https://www.google.com/maps/place/16%20WEST%2032ND%20STREET,NEW%20YORK,NY)	Graph	4	\$60,881.60	\$55,993.60	\$47,528.00	\$83,200.00
PLUS CAREER INC., 16 WEST 32ND STREET, SUITE 306, NEW YORK, NY (https://www.google.com/maps/place/16%20WEST%2032ND%20STREET,%20SUITE%20306,NEW%20YORK,NY)	Graph	16	\$47,654.98	\$48,796.80	\$20,710.00	\$61,734.00
Totals	Graph	22	\$51,687.69	\$48,796.80	\$20,710.00	\$83,200.00

Latitude: 40.747431 Longitude: -73.984404

Employer Name/Employer Address	Graph	Count	Mean Wage	Median Wage	Lowest Wage	Highest Wage
FAT FREE STUDIO LLC, 12 EAST 33RD STREET, NEW YORK, NY (https://www.google.com/maps/place/12%20EAST%2033RD%20STREET,NEW%20YORK,NY)	Graph	1	\$75,000.00	\$75,000.00	\$75,000.00	\$75,000.00
Totals	Graph	1	\$75,000.00	\$75,000.00	\$75,000.00	\$75,000.00

Employer Name/Worksite Address	Graph	Count	Mean Wage	Median Wage	Lowest Wage	Highest Wage
FAT FREE STUDIO LLC, 12 EAST 33RD STREET, NEW YORK, NY (https://www.google.com/maps/place/12%20EAST%2033RD%20STREET,NEW%20YORK,NY)	Graph	1	\$75,000.00	\$75,000.00	\$75,000.00	\$75,000.00
Totals	Graph	1	\$75,000.00	\$75,000.00	\$75,000.00	\$75,000.00

Latitude: 40.747448 Longitude: -73.927166

Employer Name/Employer Address	Graph	Count	Mean Wage	Median Wage	Lowest Wage	Highest Wage
THE KOREA TIMES NEW YORK INC., 37-10 SKILLMAN AVENUE, LONG ISLAND CITY, NY (https://www.google.com/maps/place/37-10%20SKILLMAN%20AVENUE,LONG%20ISLAND%20CITY,NY)	Graph	1	\$38,917.00	\$38,917.00	\$38,917.00	\$38,917.00
Totals	Graph	1	\$38,917.00	\$38,917.00	\$38,917.00	\$38,917.00

Employer Name/Worksite Address	Graph	Count	Mean Wage	Median Wage	Lowest Wage	Highest Wage
THE KOREA TIMES NEW YORK INC., 37-10 SKILLMAN AVENUE, LONG ISLAND CITY, NY (https://www.google.com/maps/place/37-10%20SKILLMAN%20AVENUE,LONG%20ISLAND%20CITY,NY)	Graph	1	\$38,917.00	\$38,917.00	\$38,917.00	\$38,917.00
Totals	Graph	1	\$38,917.00	\$38,917.00	\$38,917.00	\$38,917.00

Latitude: 40.747456 Longitude: -73.986045

Employer Name/Employer Address	Graph	Count	Mean Wage	Median Wage	Lowest Wage	Highest Wage
BO B.K. DESIGNS CORP., 22W 32ND STREET, 12TH FLOOR, NEW YORK, NY (https://www.google.com/maps/place/22W%2032ND%20STREET,%2012TH%20FLOOR,NEW%20YORK,NY)	Graph	1	\$41,454.40	\$41,454.40	\$41,454.40	\$41,454.40
Totals	Graph	1	\$41,454.40	\$41,454.40	\$41,454.40	\$41,454.40

Employer Name/Worksite Address	Graph	Count	Mean Wage	Median Wage	Lowest Wage	Highest Wage
BO B.K. DESIGNS CORP., 22W 32ND STREET, 12TH FLOOR, NEW YORK, NY (https://www.google.com/maps/place/22W%2032ND%20STREET,%2012TH%20FLOOR,NEW%20YORK,NY)	Graph	1	\$41,454.40	\$41,454.40	\$41,454.40	\$41,454.40
Totals	Graph	1	\$41,454.40	\$41,454.40	\$41,454.40	\$41,454.40

Latitude: 40.747459 Longitude: -73.787632

Employer Name/Employer Address	Graph	Count	Mean Wage	Median Wage	Lowest Wage	Highest Wage
INTEGRIA LLC, 18911 50TH AVENUE, FRESH MEADOWS, NY (https://www.google.com/maps/place/18911%2050TH%20AVENUE,FRESH%20MEADOWS,NY)	Graph	1	\$46,800.00	\$46,800.00	\$46,800.00	\$46,800.00
Totals	Graph	1	\$46,800.00	\$46,800.00	\$46,800.00	\$46,800.00

Employer Name/Worksite Address	Graph	Count	Mean Wage	Median Wage	Lowest Wage	Highest Wage
INTEGRIA LLC, 18911 50TH AVENUE, FRESH MEADOWS, NY (https://www.google.com/maps/place/18911%2050TH%20AVENUE,FRESH%20MEADOWS,NY)	Graph	1	\$46,800.00	\$46,800.00	\$46,800.00	\$46,800.00
Totals	Graph	1	\$46,800.00	\$46,800.00	\$46,800.00	\$46,800.00

Latitude: 40.747478 Longitude: -73.997253

Employer Name/Employer Address	Graph	Count	Mean Wage	Median Wage	Lowest Wage
TECHOLUTION, LLC, 3 WORLD FINANCIAL CENTER, NEW YORK, NY (https://www.google.com/maps/place/3%20WORLD%20FINANCIAL%20CENTER,NEW%20YORK,NY)	Graph	1	\$80,000.00	\$80,000.00	\$80,000.
PACIFIC AMERICAN CORPORATION, 2 WORLD FINANCIAL CENTER,SUITE 36001, NEW YORK, NY (https://www.google.com/maps/place/2%20WORLD%20FINANCIAL%20CENTER,SUITE%2036001,NEW%20YORK,NY)	Graph	5	\$89,800.00	\$80,000.00	\$54,000.
BDI PLUS INC., 3 WORLD FINANCIAL CENTER, SUITE 24082, NEW YORK, NY (https://www.google.com/maps/place/3%20WORLD%20FINANCIAL%20CENTER,%20SUITE%2024082,NEW%20YORK,NY)	Graph	7	\$101,714.29	\$100,000.00	\$60,000.
TECHOLUTION LLC, 3 WORLD FINANCIAL CENTER, NEW YORK, NY (https://www.google.com/maps/place/3%20WORLD%20FINANCIAL%20CENTER,NEW%20YORK,NY)	Graph	8	\$80,883.50	\$80,000.00	\$60,000.
ROYAL BANK OF CANADA, THREE WORLD FINANCIAL CENTER, NEW YORK, NY (https://www.google.com/maps/place/THREE%20WORLD%20FINANCIAL%20CENTER,NEW%20YORK,NY)	Graph	22	\$124,318.18	\$120,000.00	\$120,000
RBC CAPITAL MARKETS, LLC, THREE WORLD FINANCIAL CENTER, NEW YORK, NY (https://www.google.com/maps/place/THREE%20WORLD%20FINANCIAL%20CENTER,NEW%20YORK,NY)	Graph	207	\$125,008.82	\$110,000.00	\$75,000.
Totals	Graph	250	\$121,999.57	\$110,000.00	\$54,000.

Employer Name/Worksite Address	Graph	Count	Mean Wage	Median Wage	Lowest Wage
ADBAKX LLC, 200 VASEY ST, NEW YORK, NY (https://www.google.com/maps/place/200%20VASEY%20ST,NEW%20YORK,NY)	Graph	1	\$86,653.00	\$86,653.00	\$86,653.0
BDI PLUS INC., 3 WORLD FINANCIAL CENTER, SUITE 24082, NEW YORK, NY (https://www.google.com/maps/place/3%20WORLD%20FINANCIAL%20CENTER,%20SUITE%2024082,NEW%20YORK,NY)	Graph	7	\$101,714.29	\$100,000.00	\$60,000.0
TECHOLUTION LLC, 3 WORLD FINANCIAL CENTER, NEW YORK, NY (https://www.google.com/maps/place/3%20WORLD%20FINANCIAL%20CENTER,NEW%20YORK,NY)	Graph	9	\$80,785.33	\$80,000.00	\$60,000.0
Totals	Graph	17	\$89,748.29	\$85,000.00	\$60,000.0

Latitude: 40.747501 Longitude: -73.985324

Employer Name/Employer Address	Graph	Count	Mean Wage	Median Wage	Lowest Wage	Highest Wage
NICOSIA CREATIVE EXPRESSO LTD, 330 FIFTH AVENUE, NEW YORK, NY (https://www.google.com/maps/place/330%20FIFTH%20AVENUE,NEW%20YORK,NY)	Graph	1	\$80,500.00	\$80,500.00	\$80,500.00	\$80,500.00
ST GILES COLLEGES INC., 330 5TH AVENUE, NEW YORK, NY (https://www.google.com/maps/place/330%205TH%20AVENUE,NEW%20YORK,NY)	Graph	1	\$45,100.00	\$45,100.00	\$45,100.00	\$45,100.00
SHINHAN BANK AMERICA, 330 FIFTH AVENUE, 4TH FLOOR, NEW YORK, NY (https://www.google.com/maps/place/330%20FIFTH%20AVENUE,%204TH%20FLOOR,NEW%20YORK,NY)	Graph	2	\$51,053.60	\$39,790.40	\$39,790.40	\$62,316.80
WOORI AMERICA BANK, 330 5TH AVENUE, NEW YORK, NY (https://www.google.com/maps/place/330%205TH%20AVENUE,NEW%20YORK,NY)	Graph	2	\$45,865.00	\$43,730.00	\$43,730.00	\$48,000.00
SHINHAN BANK AMERICA, 330 FIFTH AVE, NEW YORK, NY (https://www.google.com/maps/place/330%20FIFTH%20AVE,NEW%20YORK,NY)	Graph	5	\$50,097.28	\$50,939.20	\$38,022.40	\$61,734.40
Totals	Graph	11	\$51,811.24	\$48,000.00	\$38,022.40	\$80,500.00

Employer Name/Worksite Address	Graph	Count	Mean Wage	Median Wage	Lowest Wage	Highest Wage
CHATEAU INTERNATIONAL INC., 330 5TH AVENUE, ROOM 605, NEW YORK, NY (https://www.google.com/maps/place/330%205TH%20AVENUE,%20ROOM%20605,NEW%20YORK,NY)	Graph	1	\$64,584.00	\$64,584.00	\$64,584.00	\$64,584.00
NICOSIA CREATIVE EXPRESSO LTD, 330 FIFTH AVENUE, NEW YORK, NY (https://www.google.com/maps/place/330%20FIFTH%20AVENUE,NEW%20YORK,NY)	Graph	1	\$80,500.00	\$80,500.00	\$80,500.00	\$80,500.00
SHINHAN BANK AMERICA, 330 FIFTH AVE, NEW YORK, NY (https://www.google.com/maps/place/330%20FIFTH%20AVE,NEW%20YORK,NY)	Graph	1	\$60,000.00	\$60,000.00	\$60,000.00	\$60,000.00
SHINHAN BANK AMERICA, 330 FIFTH AVENUE, 4TH FLOOR, NEW YORK, NY (https://www.google.com/maps/place/330%20FIFTH%20AVENUE,%204TH%20FLOOR,NEW%20YORK,NY)	Graph	2	\$51,053.60	\$39,790.40	\$39,790.40	\$62,316.80
WOORI AMERICA BANK, 330 5TH AVENUE, NEW YORK, NY (https://www.google.com/maps/place/330%205TH%20AVENUE,NEW%20YORK,NY)	Graph	2	\$45,865.00	\$43,730.00	\$43,730.00	\$48,000.00
Totals	Graph	7	\$56,988.74	\$60,000.00	\$39,790.40	\$80,500.00

Latitude: 40.747508 Longitude: -73.990339

Employer Name/Employer Address	Graph	Count	Mean Wage	Median Wage	Lowest Wage	Highest Wage
APPARATUS LLC, 124 W. 30TH STREET, 4TH FLOOR, NEW YORK, NY (https://www.google.com/maps/place/124%20W.%2030TH%20STREET,%204TH%20FLOOR,NEW%20YORK,NY)	Graph	1	\$68,000.00	\$68,000.00	\$68,000.00	\$68,000.00
Totals	Graph	1	\$68,000.00	\$68,000.00	\$68,000.00	\$68,000.00

Employer Name/Worksite Address	Graph	Count	Mean Wage	Median Wage	Lowest Wage	Highest Wage
APPARATUS LLC, 124 W. 30TH STREET, 4TH FLOOR, NEW YORK, NY (https://www.google.com/maps/place/124%20W.%2030TH%20STREET,%204TH%20FLOOR,NEW%20YORK,NY)	Graph	1	\$68,000.00	\$68,000.00	\$68,000.00	\$68,000.00
Totals	Graph	1	\$68,000.00	\$68,000.00	\$68,000.00	\$68,000.00

Latitude: 40.747515 Longitude: -73.826017

Employer Name/Employer Address	Graph	Count	Mean Wage	Median Wage	Lowest Wage	Highest Wage
NEWYORK-PRESBYTERIAN/QUEENS, 56-45 MAIN STREET, FLUSHING, NY (https://www.google.com/maps/place/56-45%20MAIN%20STREET,FLUSHING,NY)	Graph	2	\$67,768.80	\$67,768.80	\$67,768.80	\$67,768.80
Totals	Graph	2	\$67,768.80	\$67,768.80	\$67,768.80	\$67,768.80

Employer Name/Worksite Address	Graph	Count	Mean Wage	Median Wage	Lowest Wage	Highest Wage
NEWYORK-PRESBYTERIAN/QUEENS, 56-45 MAIN STREET, FLUSHING, NY (https://www.google.com/maps/place/56-45%20MAIN%20STREET,FLUSHING,NY)	Graph	1	\$67,768.80	\$67,768.80	\$67,768.80	\$67,768.80
Totals	Graph	1	\$67,768.80	\$67,768.80	\$67,768.80	\$67,768.80

Latitude: 40.747517 Longitude: -73.990018

Employer Name/Employer Address	Graph	Count	Mean Wage	Median Wage	Lowest Wage	Highest Wage
CAMI NYC LLC, 115 WEST 30TH STREET, SUITE 200, NEW YORK, NY (https://www.google.com/maps/place/115%20WEST%2030TH%20STREET,%20SUITE%20200,NEW%20YORK,NY)	Graph	1	\$67,000.00	\$67,000.00	\$67,000.00	\$67,000.00
KASE USA, INC., 115 WEST 30TH STREET, SUITE 207, NEW YORK, NY (https://www.google.com/maps/place/115%20WEST%2030TH%20STREET,%20SUITE%20207,NEW%20YORK,NY)	Graph	1	\$60,000.00	\$60,000.00	\$60,000.00	\$60,000.00
KOSSAR & GARRY ARCHITECTS, LLP, 115 WEST 30TH STREET, NEW YORK, NY (https://www.google.com/maps/place/115%20WEST%2030TH%20STREET,NEW%20YORK,NY)	Graph	1	\$62,504.00	\$62,504.00	\$62,504.00	\$62,504.00
METROTECH MECHANICAL CORP, 115 WEST 30TH STREET, NEW YORK, NY (https://www.google.com/maps/place/115%20WEST%2030TH%20STREET,NEW%20YORK,NY)	Graph	1	\$55,000.00	\$55,000.00	\$55,000.00	\$55,000.00
MEDIABRIX, INC., 115 W 30TH STREET, NEW YORK, NY (https://www.google.com/maps/place/115%20W%2030TH%20STREET,NEW%20YORK,NY)	Graph	3	\$104,240.00	\$105,000.00	\$70,720.00	\$135,000.00

Employer Name/Employer Address	Graph	Count	Mean Wage	Median Wage	Lowest Wage	High Wage
STUDIO LINK-ARC, LLC, 115 WEST 30TH STREET, NEW YORK, NY (https://www.google.com/maps/place/115%20WEST%2030TH%20STREET,NEW%20YORK,NY)	Graph	4	\$57,324.00	\$57,100.00	\$57,096.00	\$58,000.00
Totals	Graph	11	\$71,501.82	\$60,000.00	\$55,000.00	\$137,000.00

Employer Name/Worksite Address	Graph	Count	Mean Wage	Median Wage	Lowest Wage	High Wage
CAMI NYC LLC, 115 WEST 30TH STREET, SUITE 200, NEW YORK, NY (https://www.google.com/maps/place/115%20WEST%2030TH%20STREET,%20SUITE%20200,NEW%20YORK,NY)	Graph	1	\$67,000.00	\$67,000.00	\$67,000.00	\$67,000.00
KASE USA, INC., 115 WEST 30TH STREET, SUITE 207, NEW YORK, NY (https://www.google.com/maps/place/115%20WEST%2030TH%20STREET,%20SUITE%20207,NEW%20YORK,NY)	Graph	1	\$60,000.00	\$60,000.00	\$60,000.00	\$60,000.00
METROTECH MECHANICAL CORP, 115 WEST 30TH STREET, NEW YORK, NY (https://www.google.com/maps/place/115%20WEST%2030TH%20STREET,NEW%20YORK,NY)	Graph	2	\$58,752.00	\$55,000.00	\$55,000.00	\$62,500.00
STUDIO LINK-ARC, LLC, 115 W 30TH STREET, NEW YORK, NY (https://www.google.com/maps/place/115%20W%2030TH%20STREET,NEW%20YORK,NY)	Graph	7	\$77,430.86	\$58,000.00	\$57,096.00	\$137,000.00
Totals	Graph	11	\$71,501.82	\$60,000.00	\$55,000.00	\$137,000.00

Latitude: 40.747532 Longitude: -73.976339

Employer Name/Worksite Address	Graph	Count	Mean Wage	Median Wage	Lowest Wage	Highest Wage
ACCENTURE LLP, 207 EAST 37TH STREET, NEW YORK, NY (https://www.google.com/maps/place/207%20EAST%2037TH%20STREET,NEW%20YORK,NY)	Graph	1	\$125,400.00	\$125,400.00	\$125,400.00	\$125,400.00
Totals	Graph	1	\$125,400.00	\$125,400.00	\$125,400.00	\$125,400.00

Latitude: 40.747541 Longitude: -73.956431

Employer Name/Employer Address	Graph	Count	Mean Wage	Median Wage	Lowest Wage	Highest Wage
SOCIAL STRATEGY ASSOCIATES, LLC, 4615 CENTER BLVD., LONG ISLAND CITY, NY (https://www.google.com/maps/place/4615%20CENTER%20BLVD.,LONG%20ISLAND%20CITY,NY)	Graph	1	\$58,198.00	\$58,198.00	\$58,198.00	\$58,198.00
Totals	Graph	1	\$58,198.00	\$58,198.00	\$58,198.00	\$58,198.00

Employer Name/Worksite Address	Graph	Count	Mean Wage	Median Wage	Lowest Wage	Highest Wage
SOCIAL STRATEGY ASSOCIATES, LLC, 4615 CENTER BLVD., LONG ISLAND CITY, NY (https://www.google.com/maps/place/4615%20CENTER%20BLVD.,LONG%20ISLAND%20CITY,NY)	Graph	1	\$58,198.00	\$58,198.00	\$58,198.00	\$58,198.00
Totals	Graph	1	\$58,198.00	\$58,198.00	\$58,198.00	\$58,198.00

Latitude: 40.747546 Longitude: -73.986594

Employer Name/Employer Address	Graph	Count	Mean Wage	Median Wage	Lowest Wage	Highest Wage
BO B.K. DESIGNS CORP., 22 WEST 32ND STREET, NEW YORK, NY (https://www.google.com/maps/place/22%20WEST%2032ND%20STREET,NEW%20YORK,NY)	Graph	1	\$46,675.20	\$46,675.20	\$46,675.20	\$46,675.20
FANTASIA WORLD INC., 22 W 32ND ST., NEW YORK, NY (https://www.google.com/maps/place/22%20W%2032ND%20ST.,NEW%20YORK,NY)	Graph	1	\$45,000.00	\$45,000.00	\$45,000.00	\$45,000.00
FANTASIA WORLD INC., 22 WEST 32ND STREET, NEW YORK, NY (https://www.google.com/maps/place/22%20WEST%2032ND%20STREET,NEW%20YORK,NY)	Graph	2	\$63,887.20	\$62,961.60	\$62,961.60	\$64,812.80
VERONIQUE IDEA CORP., 22 WEST 32ND STREET, NEW YORK, NY (https://www.google.com/maps/place/22%20WEST%2032ND%20STREET,NEW%20YORK,NY)	Graph	2	\$42,661.00	\$41,600.00	\$41,600.00	\$43,722.00
Totals	Graph	6	\$50,795.27	\$45,000.00	\$41,600.00	\$64,812.80

Employer Name/Worksite Address	Graph	Count	Mean Wage	Median Wage	Lowest Wage	Highest Wage
FANTASIA WORLD INC., 22 W 32ND ST., NEW YORK, NY (https://www.google.com/maps/place/22%20W%2032ND%20ST.,NEW%20YORK,NY)	Graph	1	\$45,000.00	\$45,000.00	\$45,000.00	\$45,000.00
BO B.K. DESIGNS CORP., 22 WEST 32ND STREET, NEW YORK, NY (https://www.google.com/maps/place/22%20WEST%2032ND%20STREET,NEW%20YORK,NY)	Graph	4	\$48,739.70	\$43,722.00	\$41,600.00	\$62,961.60
Totals	Graph	5	\$47,991.76	\$45,000.00	\$41,600.00	\$62,961.60

Latitude: 40.747581 Longitude: -73.989313

Employer Name/Employer Address	Graph	Count	Mean Wage	Median Wage	Lowest Wage	Highest Wage
D FORM A, LLC., 866 AVENUE OF THE AMERICAS, NEW YORK, NY (https://www.google.com/maps/place/866%20AVENUE%20OF%20THE%20AMERICAS,NEW%20YORK,NY)	Graph	2	\$57,096.00	\$57,096.00	\$57,096.00	\$57,096.00
FIVEPALS, INC, 866 SIXTH AVENUE, NEW YORK, NY (https://www.google.com/maps/place/866%20SIXTH%20AVENUE,NEW%20YORK,NY)	Graph	2	\$120,000.00	\$120,000.00	\$120,000.00	\$120,000.00
FIVEPALS, INC., 866 6TH AVENUE, NEW YORK, NY (https://www.google.com/maps/place/866%206TH%20AVENUE,NEW%20YORK,NY)	Graph	2	\$92,500.00	\$80,000.00	\$80,000.00	\$105,000.00
Totals	Graph	6	\$89,865.33	\$80,000.00	\$57,096.00	\$120,000.00

Employer Name/Worksite Address	Graph	Count	Mean Wage	Median Wage	Lowest Wage	Highest Wage
D FORM A, LLC., 866 AVENUE OF THE AMERICAS, NEW YORK, NY (https://www.google.com/maps/place/866%20AVENUE%20OF%20THE%20AMERICAS,NEW%20YORK,NY)	Graph	2	\$57,096.00	\$57,096.00	\$57,096.00	\$57,096.00
FIVEPALS, INC, 866 SIXTH AVENUE, NEW YORK, NY (https://www.google.com/maps/place/866%20SIXTH%20AVENUE,NEW%20YORK,NY)	Graph	2	\$120,000.00	\$120,000.00	\$120,000.00	\$120,000.00
FIVEPALS, INC., 866 6TH AVENUE, NEW YORK, NY (https://www.google.com/maps/place/866%206TH%20AVENUE,NEW%20YORK,NY)	Graph	2	\$92,500.00	\$80,000.00	\$80,000.00	\$105,000.00
Totals	Graph	6	\$89,865.33	\$80,000.00	\$57,096.00	\$120,000.00

Latitude: 40.747582 Longitude: -73.983172

Employer Name/Employer Address	Graph	Count	Mean Wage	Median Wage	Lowest Wage	Highest Wage
BENDON USA INC, 180 MADISON AVENUE, NEW YORK, NY (https://www.google.com/maps/place/180%20MADISON%20AVENUE,NEW%20YORK,NY)	Graph	2	\$147,500.00	\$147,500.00	\$147,500.00	\$147,500.00
UNIFIED ENTERPRISES CORP., 180 MADISON AVENUE, NEW YORK, NY (https://www.google.com/maps/place/180%20MADISON%20AVENUE,NEW%20YORK,NY)	Graph	3	\$115,000.00	\$110,000.00	\$100,000.00	\$135,000.00
Totals	Graph	5	\$128,000.00	\$135,000.00	\$100,000.00	\$147,500.00

Employer Name/Worksite Address	Graph	Count	Mean Wage	Median Wage	Lowest Wage	Highest Wage
UNIFIED ENTERPRISES CORP., 180 MADISON AVENUE, NEW YORK, NY (https://www.google.com/maps/place/180%20MADISON%20AVENUE,NEW%20YORK,NY)	Graph	8	\$126,524.52	\$120,020.00	\$95,000.00	\$157,176.15
Totals	Graph	8	\$126,524.52	\$120,020.00	\$95,000.00	\$157,176.15

Latitude: 40.747614 Longitude: -73.982386

Employer Name/Employer Address	Graph	Count	Mean Wage	Median Wage	Lowest Wage	Highest Wage
S J O INTERNATIONAL INC, 53 E 34TH 4TH FLOOR, NEW YORK, NY (https://www.google.com/maps/place/53%20E%2034TH%204TH%20FLOOR,NEW%20YORK,NY)	Graph	1	\$56,160.00	\$56,160.00	\$56,160.00	\$56,160.00
Totals	Graph	1	\$56,160.00	\$56,160.00	\$56,160.00	\$56,160.00

Employer Name/Worksite Address	Graph	Count	Mean Wage	Median Wage	Lowest Wage	Highest Wage
S J O INTERNATIONAL INC, 53 E 34TH 4TH FLOOR, NEW YORK, NY (https://www.google.com/maps/place/53%20E%2034TH%204TH%20FLOOR,NEW%20YORK,NY)	Graph	1	\$56,160.00	\$56,160.00	\$56,160.00	\$56,160.00
Totals	Graph	1	\$56,160.00	\$56,160.00	\$56,160.00	\$56,160.00

Latitude: 40.747619 Longitude: -73.986428

Employer Name/Worksite Address	Graph	Count	Mean Wage	Median Wage	Lowest Wage	Highest Wage
TYCOON INTERNATIONAL, INC., 34-36 W 32ND STREET, NEW YORK, NY (https://www.google.com/maps/place/34-36%20W%2032ND%20STREET,NEW%20YORK,NY)	Graph	2	\$55,764.80	\$55,764.80	\$55,764.80	\$55,764.80
Totals	Graph	2	\$55,764.80	\$55,764.80	\$55,764.80	\$55,764.80

Employer Name/Worksite Address	Graph	Count	Mean Wage	Median Wage	Lowest Wage	Highest Wage
TYCOON INTERNATIONAL, INC., 34-36 W 32ND STREET, NEW YORK, NY (https://www.google.com/maps/place/34-36%20W%2032ND%20STREET,NEW%20YORK,NY)	Graph	2	\$55,764.80	\$55,764.80	\$55,764.80	\$55,764.80
Totals	Graph	2	\$55,764.80	\$55,764.80	\$55,764.80	\$55,764.80

Latitude: 40.747626 Longitude: -73.982977

Employer Name/Worksite Address	Graph	Count	Mean Wage	Median Wage	Lowest Wage	Highest Wage
DREAMWEAR, INC, 183 MADISON AVENUE, NEW YORK, NY (https://www.google.com/maps/place/183%20MADISON%20AVENUE,NEW%20YORK,NY)	Graph	1	\$90,000.00	\$90,000.00	\$90,000.00	\$90,000.00
DREAMWEAR, INC., 183 MADISON AVE., NEW YORK, NY (https://www.google.com/maps/place/183%20MADISON%20AVE.,NEW%20YORK,NY)	Graph	1	\$40,000.00	\$40,000.00	\$40,000.00	\$40,000.00
PACE ENGINEERING P.C., 183 MADISON AVENUE, NEW YORK, NY (https://www.google.com/maps/place/183%20MADISON%20AVENUE,NEW%20YORK,NY)	Graph	1	\$62,171.00	\$62,171.00	\$62,171.00	\$62,171.00
SSM DESIGN LLP, 183 MADISON AVENUE, NEW YORK, NY (https://www.google.com/maps/place/183%20MADISON%20AVENUE,NEW%20YORK,NY)	Graph	1	\$47,000.00	\$47,000.00	\$47,000.00	\$47,000.00
WORLD CHILDHOOD FOUNDATION, INC., 183 MADISON AVE, NEW YORK, NY (https://www.google.com/maps/place/183%20MADISON%20AVE,NEW%20YORK,NY)	Graph	1	\$46,675.00	\$46,675.00	\$46,675.00	\$46,675.00
DREAMWEAR, INC., 183 MADISON AVENUE, SUITE 1001, NEW YORK, NY (https://www.google.com/maps/place/183%20MADISON%20AVENUE,%20SUITE%201001,NEW%20YORK,NY)	Graph	2	\$55,005.50	\$46,675.00	\$46,675.00	\$63,336.00
ANTUIT, INC., 183 MADISON AVE., NEW YORK, NY (https://www.google.com/maps/place/183%20MADISON%20AVE.,NEW%20YORK,NY)	Graph	3	\$98,333.33	\$105,000.00	\$70,000.00	\$120,000.00
Totals	Graph	10	\$69,085.70	\$62,171.00	\$40,000.00	\$120,000.00

Employer Name/Worksite Address	Graph	Count	Mean Wage	Median Wage	Lowest Wage	Highest Wage
DREAMWEAR, INC., 183 MADISON AVE SUITE 1001, NEW YORK, NY (https://www.google.com/maps/place/183%20MADISON%20AVE%20SUITE%201001,NEW%20YORK,NY)	Graph	1	\$40,000.00	\$40,000.00	\$40,000.00	\$40,000.00
XTRACIT INC, 183 MADISON AVE , #901, NEW YORK, NY (https://www.google.com/maps/place/183%20MADISON%20AVE%20,%20#901,NEW%20YORK,NY)	Graph	1	\$71,000.00	\$71,000.00	\$71,000.00	\$71,000.00
ANTUIT, INC., 183 MADISON AVENUE STE 901, NEW YORK, NY (https://www.google.com/maps/place/183%20MADISON%20AVENUE%20STE%20901,NEW%20YORK,NY)	Graph	2	\$87,500.00	\$70,000.00	\$70,000.00	\$105,000.00
DREAMWEAR, INC., 183 MADISON AVENUE, SUITE 1001, NEW YORK, NY (https://www.google.com/maps/place/183%20MADISON%20AVENUE,%20SUITE%201001,NEW%20YORK,NY)	Graph	2	\$55,005.50	\$46,675.00	\$46,675.00	\$63,336.00
SSM DESIGN LLP, 183 MADISON AVENUE, NEW YORK, NY (https://www.google.com/maps/place/183%20MADISON%20AVENUE,NEW%20YORK,NY)	Graph	4	\$61,461.50	\$47,000.00	\$46,675.00	\$90,000.00
Totals	Graph	10	\$64,185.70	\$62,171.00	\$40,000.00	\$105,000.00

Latitude: 40.74763 Longitude: -73.974999

Employer Name/Worksite Address	Graph	Count	Mean Wage	Median Wage	Lowest Wage	Highest Wage
NEW YORK UNIVERSITY HOSPITALS CENTER, 240 EAST 38TH STREET, NEW YORK, NY (https://www.google.com/maps/place/240%20EAST%2038TH%20STREET,NEW%20YORK,NY)	Graph	2	\$83,480.00	\$56,960.00	\$56,960.00	\$110,000.00
Totals	Graph	2	\$83,480.00	\$56,960.00	\$56,960.00	\$110,000.00

Latitude: 40.74764 Longitude: -73.994144

Employer Name/Employer Address	Graph	Count	Mean Wage	Median Wage	Lowest Wage	Highest Wage
DYNASTY AUCTIONS INTERNATIONAL INC, 229 W. 28TH ST, NEW YORK, NY (https://www.google.com/maps/place/229%20W.%2028TH%20ST,NEW%20YORK,NY)	Graph	1	\$46,675.00	\$46,675.00	\$46,675.00	\$46,675.00
UNIVERSAL COMMUNICATION NETWORK INC, 229 W 28TH ST, NEW YORK, NY (https://www.google.com/maps/place/229%20W%2028TH%20ST,NEW%20YORK,NY)	Graph	1	\$60,000.00	\$60,000.00	\$60,000.00	\$60,000.00
33ACROSS, INC., 229 WEST 28TH STREET, NEW YORK, NY (https://www.google.com/maps/place/229%20WEST%2028TH%20STREET,NEW%20YORK,NY)	Graph	2	\$92,500.00	\$65,000.00	\$65,000.00	\$120,000.00
CROSS PIXEL MEDIA, INC., 229 W. 28TH ST., NEW YORK, NY (https://www.google.com/maps/place/229%20W.%2028TH%20ST.,NEW%20YORK,NY)	Graph	2	\$63,755.00	\$56,000.00	\$56,000.00	\$71,510.00
Totals	Graph	6	\$69,864.17	\$60,000.00	\$46,675.00	\$120,000.00

Employer Name/Worksite Address	Graph	Count	Mean Wage	Median Wage	Lowest Wage	Highest Wage
DYNASTY AUCTIONS INTERNATIONAL INC, 229 W. 28TH ST, NEW YORK, NY (https://www.google.com/maps/place/229%20W.%2028TH%20ST,NEW%20YORK,NY)	Graph	1	\$46,675.00	\$46,675.00	\$46,675.00	\$46,675.00
UNIVERSAL COMMUNICATION NETWORK INC, 229 WEST 28TH ST, NEW YORK, NY (https://www.google.com/maps/place/229%20WEST%2028TH%20ST,NEW%20YORK,NY)	Graph	1	\$60,000.00	\$60,000.00	\$60,000.00	\$60,000.00
33ACROSS, INC., 229 WEST 28TH STREET, NEW YORK, NY (https://www.google.com/maps/place/229%20WEST%2028TH%20STREET,NEW%20YORK,NY)	Graph	2	\$92,500.00	\$65,000.00	\$65,000.00	\$120,000.00
CROSS PIXEL MEDIA, INC., 229 W. 28TH ST., NEW YORK, NY (https://www.google.com/maps/place/229%20W.%2028TH%20ST.,NEW%20YORK,NY)	Graph	2	\$63,755.00	\$56,000.00	\$56,000.00	\$71,510.00
Totals	Graph	6	\$69,864.17	\$60,000.00	\$46,675.00	\$120,000.00

Latitude: 40.747642 Longitude: -73.986482

Employer Name/Employer Address	Graph	Count	Mean Wage	Median Wage	Lowest Wage	Highest Wage
PHIL ART STUDIO & SCI TOEFL IN NY, 38W 32ND STREET SUITE 705, NEW YORK, NY (https://www.google.com/maps/place/38W%2032ND%20STREET%20SUITE%20705,NEW%20YORK,NY)	Graph	3	\$47,652.80	\$44,990.40	\$42,057.60	\$55,910.40
Totals	Graph	3	\$47,652.80	\$44,990.40	\$42,057.60	\$55,910.40

Employer Name/Worksite Address	Graph	Count	Mean Wage	Median Wage	Lowest Wage	Highest Wage
PHIL ART STUDIO & SCI TOEFL IN NY, 38W 32ND STREET SUITE 705, NEW YORK, NY (https://www.google.com/maps/place/38W%2032ND%20STREET%20SUITE%20705,NEW%20YORK,NY)	Graph	3	\$47,652.80	\$44,990.40	\$42,057.60	\$55,910.40
Totals	Graph	3	\$47,652.80	\$44,990.40	\$42,057.60	\$55,910.40

Latitude: 40.747654 Longitude: -73.98651

Employer Name/Employer Address	Graph	Count	Mean Wage	Median Wage	Lowest Wage	Highest Wage
SKYLAND DEVELOPMENT CORP, 39 W 32ND ST. #900, NEW YORK, NY (https://www.google.com/maps/place/39%20W%2032ND%20ST.%20#900,NEW%20YORK,NY)	Graph	1	\$40,000.00	\$40,000.00	\$40,000.00	\$40,000.00
SUSAN GRANT LEWIN ASSOCIATES, INC., 39 WEST 32ND STREET, NEW YORK, NY (https://www.google.com/maps/place/39%20WEST%2032ND%20STREET,NEW%20YORK,NY)	Graph	1	\$49,920.00	\$49,920.00	\$49,920.00	\$49,920.00
Totals	Graph	2	\$44,960.00	\$40,000.00	\$40,000.00	\$49,920.00

Employer Name/Worksite Address	Graph	Count	Mean Wage	Median Wage	Lowest Wage	Highest Wage
SKYLAND DEVELOPMENT CORP., 39 W 32ND ST. #900, NEW YORK, NY (https://www.google.com/maps/place/39%20W%2032ND%20ST.%20#900,NEW%20YORK,NY)	Graph	1	\$40,000.00	\$40,000.00	\$40,000.00	\$40,000.00
SUSAN GRANT LEWIN ASSOCIATES, INC., 39 WEST 32ND STREET, NEW YORK, NY (https://www.google.com/maps/place/39%20WEST%2032ND%20STREET,NEW%20YORK,NY)	Graph	1	\$49,920.00	\$49,920.00	\$49,920.00	\$49,920.00
Totals	Graph	2	\$44,960.00	\$40,000.00	\$40,000.00	\$49,920.00

Latitude: 40.747658 Longitude: -73.9737

Employer Name/Worksite Address	Graph	Count	Mean Wage	Median Wage	Lowest Wage	Highest Wage
NEW YORK UNIVERSITY SCHOOL OF MEDICINE, 724 SECOND AVENUE, NEW YORK, NY (https://www.google.com/maps/place/724%20SECOND%20AVENUE,NEW%20YORK,NY)	Graph	1	\$54,246.40	\$54,246.40	\$54,246.40	\$54,246.40
Totals	Graph	1	\$54,246.40	\$54,246.40	\$54,246.40	\$54,246.40

Latitude: 40.747733 Longitude: -73.98478

Employer Name/Employer Address	Graph	Count	Mean Wage	Median Wage	Lowest Wage	Highest Wage
J.E.M. INTERNATIONAL, INC., 1 EAST 33RD ST., NEW YORK, NY (https://www.google.com/maps/place/1%20EAST%2033RD%20ST.,NEW%20YORK,NY)	Graph	1	\$45,000.00	\$45,000.00	\$45,000.00	\$45,000.00
Totals	Graph	1	\$45,000.00	\$45,000.00	\$45,000.00	\$45,000.00

Employer Name/Worksite Address	Graph	Count	Mean Wage	Median Wage	Lowest Wage	Highest Wage
J.E.M. INTERNATIONAL, INC., 1 EAST 33RD ST., NEW YORK, NY (https://www.google.com/maps/place/1%20EAST%2033RD%20ST.,NEW%20YORK,NY)	Graph	1	\$45,000.00	\$45,000.00	\$45,000.00	\$45,000.00
Totals	Graph	1	\$45,000.00	\$45,000.00	\$45,000.00	\$45,000.00

Latitude: 40.747773 Longitude: -73.98713

Employer Name/Employer Address	Graph	Count	Mean Wage	Median Wage	Lowest Wage	Highest Wage
ICN GROUP, 32 WEST 32ND STREET, NEW YORK, NY (https://www.google.com/maps/place/32%20WEST%2032ND%20STREET,NEW%20YORK,NY)	Graph	1	\$60,840.00	\$60,840.00	\$60,840.00	\$60,840.00
Totals	Graph	1	\$60,840.00	\$60,840.00	\$60,840.00	\$60,840.00

Employer Name/Worksite Address	Graph	Count	Mean Wage	Median Wage	Lowest Wage	Highest Wage
ICN GROUP, 32 WEST 32ND STREET, NEW YORK, NY (https://www.google.com/maps/place/32%20WEST%2032ND%20STREET,NEW%20YORK,NY)	Graph	1	\$60,840.00	\$60,840.00	\$60,840.00	\$60,840.00
Totals	Graph	1	\$60,840.00	\$60,840.00	\$60,840.00	\$60,840.00

Latitude: 40.747786 Longitude: -73.95652

Employer Name/Worksite Address	Graph	Count	Mean Wage	Median Wage	Lowest Wage
R.M. WHITE AND ASSOCIATE, 4610 CENTER BLVD # 605, LONG ISLAND CITY, NY (https://www.google.com/maps/place/4610%20CENTER%20BLVD%20#%20605,LONG%20ISLAND%20CITY,NY)	Graph	1	\$56,160.00	\$56,160.00	\$56,160.00
WILSON PERUMAL & COMPANY, INC., 4610 CENTER BLVD, LONG ISLAND CITY, NY (https://www.google.com/maps/place/4610%20CENTER%20BLVD,LONG%20ISLAND%20CITY,NY)	Graph	1	\$100,000.00	\$100,000.00	\$100,000.00
Totals	Graph	2	\$78,080.00	\$56,160.00	\$56,160.00

Latitude: 40.747794 Longitude: -73.816115

Employer Name/Employer Address	Graph	Count	Mean Wage	Median Wage	Lowest Wage	Highest Wage
ABACUS MATH INC., 4125 KISSENA BLVD, STE 103, FLUSHING, NY (https://www.google.com/maps/place/4125%20KISSENA%20BLVD,%20STE%20103,FLUSHING,NY)	Graph	1	\$62,795.20	\$62,795.20	\$62,795.20	\$62,795.20
TROY LAW, PLLC, 4125 KISSENA BLVD., SUITE 119, FLUSHING, NY (https://www.google.com/maps/place/4125%20KISSENA%20BLVD,%20SUITE%20119,FLUSHING,NY)	Graph	1	\$82,000.00	\$82,000.00	\$82,000.00	\$82,000.00
Totals	Graph	2	\$72,397.60	\$62,795.20	\$62,795.20	\$82,000.00

Employer Name/Worksite Address	Graph	Count	Mean Wage	Median Wage	Lowest Wage	Highest Wage
ABACUS MATH INC., 4125 KISSENA BLVD, STE 103, FLUSHING, NY (https://www.google.com/maps/place/4125%20KISSENA%20BLVD,%20STE%20103,FLUSHING,NY)	Graph	1	\$62,795.20	\$62,795.20	\$62,795.20	\$62,795.20
LAW OFFICE OF KENT GUBRUD PC, 4125 KISSENA BLVD, FLUSHING, NY (https://www.google.com/maps/place/4125%20KISSENA%20BLVD,FLUSHING,NY)	Graph	5	\$37,856.00	\$39,520.00	\$27,040.00	\$47,840.00
Totals	Graph	6	\$42,012.53	\$39,520.00	\$27,040.00	\$62,795.20

Latitude: 40.747819 Longitude: -73.987238

Employer Name/Employer Address	Graph	Count	Mean Wage	Median Wage	Lowest Wage	Highest Wage
LISMA ESL CENTER, LTD., 34 WEST 32ND STREET, NEW YORK, NY (https://www.google.com/maps/place/34%20WEST%2032ND%20STREET,NEW%20YORK,NY)	Graph	1	\$45,000.00	\$45,000.00	\$45,000.00	\$45,000.00
LISMA MANHATTAN INCORPORATION, 34 WEST 32ND STREET, NEW YORK, NY (https://www.google.com/maps/place/34%20WEST%2032ND%20STREET,NEW%20YORK,NY)	Graph	1	\$73,008.00	\$73,008.00	\$73,008.00	\$73,008.00
BP CAREER CONSULTING INC, 34 WEST 32ND STREET, 10TH FLOOR, NEW YORK, NY (https://www.google.com/maps/place/34%20WEST%2032ND%20STREET,%2010TH%20FLOOR,NEW%20YORK,NY)	Graph	2	\$51,292.80	\$46,820.80	\$46,820.80	\$55,000.00
LISMA ESL CENTER LTD, 34 WEST 32ND STREET, 6TH FLOOR, NEW YORK, NY (https://www.google.com/maps/place/34%20WEST%2032ND%20STREET,%206TH%20FLOOR,NEW%20YORK,NY)	Graph	2	\$73,008.00	\$73,008.00	\$73,008.00	\$73,008.00
Totals	Graph	6	\$61,101.60	\$55,764.80	\$45,000.00	\$73,008.00

Employer Name/Worksite Address	Graph	Count	Mean Wage	Median Wage	Lowest Wage	Highest Wage
LISMA ESL CENTER LTD, 34 WEST 32ND STREET, 6TH FLOOR, NEW YORK, NY (https://www.google.com/maps/place/34%20WEST%2032ND%20STREET,%206TH%20FLOOR,NEW%20YORK,NY)	Graph	1	\$73,008.00	\$73,008.00	\$73,008.00	\$73,008.00
BP CAREER CONSULTING INC, 34 WEST 32ND STREET, 10TH FLOOR, NEW YORK, NY (https://www.google.com/maps/place/34%20WEST%2032ND%20STREET,%2010TH%20FLOOR,NEW%20YORK,NY)	Graph	2	\$51,292.80	\$46,820.80	\$46,820.80	\$55,000.00
LISMA MANHATTAN INCORPORATION, 34 WEST 32ND STREET, NEW YORK, NY (https://www.google.com/maps/place/34%20WEST%2032ND%20STREET,NEW%20YORK,NY)	Graph	3	\$63,672.00	\$73,008.00	\$45,000.00	\$73,008.00
Totals	Graph	6	\$61,101.60	\$55,764.80	\$45,000.00	\$73,008.00

Latitude: 40.747824 Longitude: -73.991095

Employer Name/Employer Address	Graph	Count	Mean Wage	Median Wage	Lowest Wage	Highest Wage
2LS CONSULTING ENGINEERING DPC, 150 WEST 30TH STREET, NEW YORK, NY (https://www.google.com/maps/place/150%20WEST%2030TH%20STREET,NEW%20YORK,NY)	Graph	1	\$68,000.00	\$68,000.00	\$68,000.00	\$68,000.00
ADA CORE TECHNOLOGIES, INC, 150 W 30TH STREET, NEW YORK, NY (https://www.google.com/maps/place/150%20W%2030TH%20STREET,NEW%20YORK,NY)	Graph	1	\$95,000.00	\$95,000.00	\$95,000.00	\$95,000.00
BACCHUS IMPORTS, 150 W. 30TH STREET, SUITE 706, NEW YORK, NY (https://www.google.com/maps/place/150%20W.%2030TH%20STREET,%20SUITE%20706,NEW%20YORK,NY)	Graph	1	\$46,675.00	\$46,675.00	\$46,675.00	\$46,675.00
INTL SERVICE OPTIMIZATION INC., 150 W 30TH ST, NEW YORK, NY (https://www.google.com/maps/place/150%20W%2030TH%20ST,NEW%20YORK,NY)	Graph	1	\$50,000.00	\$50,000.00	\$50,000.00	\$50,000.00
LEADING EDGE ALLIANCE, INC., 150 WEST 30TH STREET, NEW YORK, NY (https://www.google.com/maps/place/150%20WEST%2030TH%20STREET,NEW%20YORK,NY)	Graph	1	\$130,000.00	\$130,000.00	\$130,000.00	\$130,000.00
PAYONEER INC., 150 W. 30TH ST., NEW YORK, NY (https://www.google.com/maps/place/150%20W.%2030TH%20ST.,NEW%20YORK,NY)	Graph	1	\$150,000.00	\$150,000.00	\$150,000.00	\$150,000.00

Employer Name/Employer Address	Graph	Count	Mean Wage	Median Wage	Lowest Wage	Highest Wage
UTC ASSOCIATES INC., 150 W 30TH STREET, NEW YORK, NY (https://www.google.com/maps/place/150%20W%2030TH%20STREET,NEW%20YORK,NY)	Graph	1	\$70,221.00	\$70,221.00	\$70,221.00	\$70,221.00
GRAMEEN AMERICA, INC., 150 W 30TH STREET, NEW YORK, NY (https://www.google.com/maps/place/150%20W%2030TH%20STREET,NEW%20YORK,NY)	Graph	2	\$62,000.00	\$62,000.00	\$62,000.00	\$62,000.00
UTC ASSOCIATES INC., 150 WEST 30TH STREET, NEW YORK, NY (https://www.google.com/maps/place/150%20WEST%2030TH%20STREET,NEW%20YORK,NY)	Graph	2	\$67,500.00	\$65,000.00	\$65,000.00	\$70,000.00
Totals	Graph	11	\$78,990.55	\$68,000.00	\$46,675.00	\$150,000.00

Employer Name/Worksite Address	Graph	Count	Mean Wage	Median Wage	Lowest Wage	Highest Wage
2LS CONSULTING ENGINEERING DPC, 150 WEST 30TH STREET, NEW YORK, NY (https://www.google.com/maps/place/150%20WEST%2030TH%20STREET,NEW%20YORK,NY)	Graph	1	\$68,000.00	\$68,000.00	\$68,000.00	\$68,000.00
BACCHUS IMPORTS, 150 W. 30TH STREET, SUITE 706, NEW YORK, NY (https://www.google.com/maps/place/150%20W.%2030TH%20STREET,%20SUITE%20706,NEW%20YORK,NY)	Graph	1	\$46,675.00	\$46,675.00	\$46,675.00	\$46,675.00
INTL SERVICE OPTIMIZATION INC., 150 W 30TH ST, NEW YORK, NY (https://www.google.com/maps/place/150%20W%2030TH%20ST,NEW%20YORK,NY)	Graph	1	\$50,000.00	\$50,000.00	\$50,000.00	\$50,000.00
PAYONEER INC., 150 W. 30TH ST., NEW YORK, NY (https://www.google.com/maps/place/150%20W.%2030TH%20ST,NEW%20YORK,NY)	Graph	1	\$150,000.00	\$150,000.00	\$150,000.00	\$150,000.00
SEA-DAR CONSTRUCTION INC., 150 W 30TH STREET, NEW YORK, NY (https://www.google.com/maps/place/150%20W%2030TH%20STREET,NEW%20YORK,NY)	Graph	1	\$48,000.00	\$48,000.00	\$48,000.00	\$48,000.00
CATCHPOINT SYSTEMS INC., 150 WEST 30TH STREET, NEW YORK, NY (https://www.google.com/maps/place/150%20WEST%2030TH%20STREET,NEW%20YORK,NY)	Graph	14	\$80,872.93	\$75,000.00	\$62,000.00	\$130,000.00
Totals	Graph	19	\$78,678.74	\$73,000.00	\$46,675.00	\$150,000.00

Latitude: 40.747826 Longitude: -73.982831

Employer Name/Employer Address	Graph	Count	Mean Wage	Median Wage	Lowest Wage	Highest Wage
CAIVIS INVESTMENT COMPANY V, LLC (FORMERLY CAIVIS V, LLC), 185 MADISON AVENUE, NEW YORK, NY (https://www.google.com/maps/place/185%20MADISON%20AVENUE,NEW%20YORK,NY)	Graph	1	\$110,718.00	\$110,718.00	\$110,718.00	\$110,718.00
QWASI INC., 185 MADISON AVENUE, NEW YORK, NY (https://www.google.com/maps/place/185%20MADISON%20AVENUE,NEW%20YORK,NY)	Graph	1	\$46,675.00	\$46,675.00	\$46,675.00	\$46,675.00
ZETA GLOBAL, 185 MADISON AVENUE, NEW YORK, NY (https://www.google.com/maps/place/185%20MADISON%20AVENUE,NEW%20YORK,NY)	Graph	1	\$133,320.00	\$133,320.00	\$133,320.00	\$133,320.00
ZETA INTERACTIVE CORP., 185 MADISON AVENUE, 5TH FLOOR, NEW YORK, NY (https://www.google.com/maps/place/185%20MADISON%20AVENUE,%205TH%20FLOOR,NEW%20YORK,NY)	Graph	2	\$57,499.96	\$50,000.00	\$50,000.00	\$64,999.92
ZETA GLOBAL CORP. FORMERLY ZETA INTERACTIVE CORP., 185 MADISON AVENUE, 5TH FLOOR, NEW YORK, NY (https://www.google.com/maps/place/185%20MADISON%20AVENUE,%205TH%20FLOOR,NEW%20YORK,NY)	Graph	5	\$88,895.86	\$80,000.00	\$50,004.00	\$126,675.00
Totals	Graph	10	\$85,019.22	\$64,999.92	\$46,675.00	\$133,320.00

Employer Name/Worksite Address	Graph	Count	Mean Wage	Median Wage	Lowest Wage	Highest Wage
QWASI INC., 185 MADISON AVE, NEW YORK, NY (https://www.google.com/maps/place/185%20MADISON%20AVE,NEW%20YORK,NY)	Graph	1	\$46,675.00	\$46,675.00	\$46,675.00	\$46,675.00
IMPACT RADIUS, INC., 185 MADISON AVENUE, NEW YORK, NY (https://www.google.com/maps/place/185%20MADISON%20AVENUE,NEW%20YORK,NY)	Graph	4	\$104,759.48	\$110,000.00	\$64,999.92	\$133,320.00
ZETA INTERACTIVE CORP., 185 MADISON AVENUE, 5TH FLOOR, NEW YORK, NY (https://www.google.com/maps/place/185%20MADISON%20AVENUE,%205TH%20FLOOR,NEW%20YORK,NY)	Graph	5	\$74,175.86	\$64,000.00	\$50,000.00	\$126,675.00
Totals	Graph	10	\$83,659.22	\$64,999.92	\$46,675.00	\$133,320.00

Latitude: 40.747873 Longitude: -74.00048

Employer Name/Employer Address	Graph	Count	Mean Wage	Median Wage	Lowest Wage	Highest Wage
--------------------------------	-------	-------	-----------	-------------	-------------	--------------

Employer Name/Employer Address	Graph	Count	Mean Wage	Median Wage	Lowest Wage	Highest Wage
PUSHCART COFFEE CHELSEA, 401 WEST 25TH STREET, NEW YORK, NY (https://www.google.com/maps/place/401%20WEST%2025TH%20STREET,NEW%20YORK,NY)	Graph	2	\$73,000.00	\$73,000.00	\$73,000.00	\$73,000.00
Totals	Graph	2	\$73,000.00	\$73,000.00	\$73,000.00	\$73,000.00

Employer Name/Worksite Address	Graph	Count	Mean Wage	Median Wage	Lowest Wage	Highest Wage
PUSHCART COFFEE CHELSEA, 401 WEST 25TH STREET, NEW YORK, NY (https://www.google.com/maps/place/401%20WEST%2025TH%20STREET,NEW%20YORK,NY)	Graph	1	\$73,000.00	\$73,000.00	\$73,000.00	\$73,000.00
Totals	Graph	1	\$73,000.00	\$73,000.00	\$73,000.00	\$73,000.00

Latitude: 40.747873 Longitude: -73.990869

Employer Name/Employer Address	Graph	Count	Mean Wage	Median Wage	Lowest Wage	Highest Wage
GERTLER & WENTE ARCHITECTS LLP, 145 WEST 30TH STREET, 11TH FLR, NEW YORK, NY (https://www.google.com/maps/place/145%20WEST%2030TH%20STREET,%2011TH%20FLR,NEW%20YORK,NY)	Graph	1	\$50,000.00	\$50,000.00	\$50,000.00	\$50,000.00
GERTLER & WENTE ARCHITECTS, LLP, 145 WEST 30TH STREET, 11TH FLOOR, NEW YORK, NY (https://www.google.com/maps/place/145%20WEST%2030TH%20STREET,%2011TH%20FLOOR,NEW%20YORK,NY)	Graph	1	\$45,000.00	\$45,000.00	\$45,000.00	\$45,000.00
GERTLER & WENTE ARCHITECTS, LLP., 145 WEST 30TH STREET, NEW YORK, NY (https://www.google.com/maps/place/145%20WEST%2030TH%20STREET,NEW%20YORK,NY)	Graph	1	\$58,000.00	\$58,000.00	\$58,000.00	\$58,000.00
Totals	Graph	3	\$51,000.00	\$50,000.00	\$45,000.00	\$58,000.00

Employer Name/Worksite Address	Graph	Count	Mean Wage	Median Wage	Lowest Wage	Highest Wage
GERTLER & WENTE ARCHITECTS LLP, 145 WEST 30TH STREET, 11TH FLR, NEW YORK, NY (https://www.google.com/maps/place/145%20WEST%2030TH%20STREET,%2011TH%20FLR,NEW%20YORK,NY)	Graph	1	\$50,000.00	\$50,000.00	\$50,000.00	\$50,000.00
GERTLER & WENTE ARCHITECTS, LLP, 145 WEST 30TH STREET, 11TH FLOOR, NEW YORK, NY (https://www.google.com/maps/place/145%20WEST%2030TH%20STREET,%2011TH%20FLOOR,NEW%20YORK,NY)	Graph	1	\$45,000.00	\$45,000.00	\$45,000.00	\$45,000.00
GERTLER & WENTE ARCHITECTS, LLP., 145 WEST 30TH STREET, NEW YORK, NY (https://www.google.com/maps/place/145%20WEST%2030TH%20STREET,NEW%20YORK,NY)	Graph	1	\$58,000.00	\$58,000.00	\$58,000.00	\$58,000.00
Totals	Graph	3	\$51,000.00	\$50,000.00	\$45,000.00	\$58,000.00

Latitude: 40.747882 Longitude: -73.984885

Employer Name/Employer Address	Graph	Count	Mean Wage	Median Wage	Lowest Wage	Highest Wage
INDONESIAN IMPORTS, 339 FIFTH AVENUE 2ND FLOOR, NEW YORK, NY (https://www.google.com/maps/place/339%20FIFTH%20AVENUE%202ND%20FLOOR,NEW%20YORK,NY)	Graph	1	\$64,000.00	\$64,000.00	\$64,000.00	\$64,000.00
MENUSIFU INC., 339 5TH AVENUE, NEW YORK, NY (https://www.google.com/maps/place/339%205TH%20AVENUE,NEW%20YORK,NY)	Graph	1	\$130,000.00	\$130,000.00	\$130,000.00	\$130,000.00
MENUSIFU INC., 339 5TH AVENUE, SUITE 500, NEW YORK, NY (https://www.google.com/maps/place/339%205TH%20AVENUE,%20SUITE%20500,NEW%20YORK,NY)	Graph	1	\$46,675.20	\$46,675.20	\$46,675.20	\$46,675.20
ICROSS FUND INC, 339 5TH AVE, 5TH FLOOR, NEW YORK, NY (https://www.google.com/maps/place/339%205TH%20AVE,%205TH%20FLOOR,NEW%20YORK,NY)	Graph	2	\$55,900.00	\$46,800.00	\$46,800.00	\$65,000.00
AMERICAN REGIONAL CENTER FOR ENTREPRENEURS, INC., 339 FIFTH AVE, NEW YORK, NY (https://www.google.com/maps/place/339%20FIFTH%20AVE,NEW%20YORK,NY)	Graph	3	\$57,266.67	\$60,000.00	\$46,800.00	\$65,000.00
D-BUG INC, 339 5TH AVENUE, NEW YORK, NY (https://www.google.com/maps/place/339%205TH%20AVENUE,NEW%20YORK,NY)	Graph	5	\$105,668.16	\$108,160.00	\$95,700.80	\$108,160.00
Totals	Graph	13	\$80,970.46	\$65,000.00	\$46,675.20	\$130,000.00

Employer Name/Worksite Address	Graph	Count	Mean Wage	Median Wage	Lowest Wage	Highest Wage
AMERICAN REGIONAL CENTER FOR ENTREPRENEURS, INC., 339 FIFTH AVE, NEW YORK, NY (https://www.google.com/maps/place/339%20FIFTH%20AVE,NEW%20YORK,NY)	Graph	1	\$60,000.00	\$60,000.00	\$60,000.00	\$60,000.00

Employer Name/Worksite Address	Graph	Count	Mean Wage	Median Wage	Lowest Wage	Highest Wage
INDONESIAN IMPORTS, 339 FIFTH AVENUE 2ND FLOOR, NEW YORK, NY (https://www.google.com/maps/place/339%20FIFTH%20AVENUE%202ND%20FLOOR,NEW%20YORK,NY)	Graph	1	\$64,000.00	\$64,000.00	\$64,000.00	\$64,000.00
AMERICAN REGIONAL CENTER FOR ENTREPRENEURS, INC., 339 5TH AVE, NEW YORK, NY (https://www.google.com/maps/place/339%205TH%20AVE,NEW%20YORK,NY)	Graph	2	\$55,900.00	\$46,800.00	\$46,800.00	\$65,000.00
ICROSS FUND INC, 339 5TH AVE, 5TH FLOOR, NEW YORK, NY (https://www.google.com/maps/place/339%205TH%20AVE,%205TH%20FLOOR,NEW%20YORK,NY)	Graph	2	\$55,900.00	\$46,800.00	\$46,800.00	\$65,000.00
D-BUG INC, 339 5TH AVENUE, NEW YORK, NY (https://www.google.com/maps/place/339%205TH%20AVENUE,NEW%20YORK,NY)	Graph	18	\$72,982.16	\$57,491.00	\$46,821.00	\$130,000.00
Totals	Graph	24	\$69,219.95	\$58,198.40	\$46,800.00	\$130,000.00

Latitude: 40.747883 Longitude: -73.888752

Employer Name/Employer Address	Graph	Count	Mean Wage	Median Wage	Lowest Wage	Highest Wage
CHHAYA COMMUNITY DEVELOPMENT CORPORATION, 37-43 77TH STREET, JACKSON HEIGHTS, NY (https://www.google.com/maps/place/37-43%2077TH%20STREET,JACKSON%20HEIGHTS,NY)	Graph	1	\$51,937.60	\$51,937.60	\$51,937.60	\$51,937.60
Totals	Graph	1	\$51,937.60	\$51,937.60	\$51,937.60	\$51,937.60

Employer Name/Worksite Address	Graph	Count	Mean Wage	Median Wage	Lowest Wage	Highest Wage
CHHAYA COMMUNITY DEVELOPMENT CORPORATION, 37-43 77TH STREET, JACKSON HEIGHTS, NY (https://www.google.com/maps/place/37-43%2077TH%20STREET,JACKSON%20HEIGHTS,NY)	Graph	1	\$51,937.60	\$51,937.60	\$51,937.60	\$51,937.60
Totals	Graph	1	\$51,937.60	\$51,937.60	\$51,937.60	\$51,937.60

Latitude: 40.747889 Longitude: -73.988312

Employer Name/Employer Address	Graph	Count	Mean Wage	Median Wage	Lowest Wage	Highest Wage
DEMYST DATA LTD, 1261 BROADWAY, NEW YORK, NY (https://www.google.com/maps/place/1261%20BROADWAY,NEW%20YORK,NY)	Graph	1	\$250,000.00	\$250,000.00	\$250,000.00	\$250,000.00
DEMYST DATA, LTD., 1261 BROADWAY SUITE 408, NEW YORK, NY (https://www.google.com/maps/place/1261%20BROADWAY%20SUITE%20408,NEW%20YORK,NY)	Graph	1	\$90,000.00	\$90,000.00	\$90,000.00	\$90,000.00
E-RETAIL MANAGER INC., 1261 BROADWAY, NEW YORK, NY (https://www.google.com/maps/place/1261%20BROADWAY,NEW%20YORK,NY)	Graph	1	\$105,000.00	\$105,000.00	\$105,000.00	\$105,000.00
FIOCCHI GROUP, LLC, 1261 BROADWAY, NEW YORK, NY (https://www.google.com/maps/place/1261%20BROADWAY,NEW%20YORK,NY)	Graph	1	\$90,000.00	\$90,000.00	\$90,000.00	\$90,000.00
MRISS INC, 1261 BROADWAY, SUITE 405, NEW YORK, NY (https://www.google.com/maps/place/1261%20BROADWAY,%20SUITE%20405,NEW%20YORK,NY)	Graph	1	\$38,917.00	\$38,917.00	\$38,917.00	\$38,917.00
OMNIGON COMMUNICATIONS, LLC, 1261 BROADWAY, NEW YORK, NY (https://www.google.com/maps/place/1261%20BROADWAY,NEW%20YORK,NY)	Graph	1	\$125,000.00	\$125,000.00	\$125,000.00	\$125,000.00
DBI CONSTRUCTION CONSULTANTS LLC, 1261 BROADWAY, NEW YORK, NY (https://www.google.com/maps/place/1261%20BROADWAY,NEW%20YORK,NY)	Graph	2	\$82,000.00	\$74,000.00	\$74,000.00	\$90,000.00
FIESTA COLLECTION INC, 1261 BROADWAY, NEW YORK, NY (https://www.google.com/maps/place/1261%20BROADWAY,NEW%20YORK,NY)	Graph	2	\$52,520.00	\$47,840.00	\$47,840.00	\$57,200.00
OMNIGON COMMUNICATIONS LLC, 1261 BROADWAY, NEW YORK, NY (https://www.google.com/maps/place/1261%20BROADWAY,NEW%20YORK,NY)	Graph	9	\$74,870.00	\$70,221.00	\$46,675.00	\$131,997.00
Totals	Graph	19	\$86,409.84	\$70,221.00	\$38,917.00	\$250,000.00

Employer Name/Worksite Address	Graph	Count	Mean Wage	Median Wage	Lowest Wage	Highest Wage
DEMYST DATA, LTD., 1261 BROADWAY SUITE 408, NEW YORK, NY (https://www.google.com/maps/place/1261%20BROADWAY%20SUITE%20408,NEW%20YORK,NY)	Graph	1	\$90,000.00	\$90,000.00	\$90,000.00	\$90,000.00

Employer Name/Worksite Address	Graph	Count	Mean Wage	Median Wage	Lowest Wage	Highest Wage
MRISS INC, 1261 BROADWAY, SUITE 405, NEW YORK, NY (https://www.google.com/maps/place/1261%20BROADWAY,%20SUITE%20405,NEW%20YORK,NY)	Graph	1	\$38,917.00	\$38,917.00	\$38,917.00	\$38,917.00
E-RETAIL MANAGER INC., 1261 BROADWAY, NEW YORK, NY (https://www.google.com/maps/place/1261%20BROADWAY,NEW%20YORK,NY)	Graph	17	\$88,992.35	\$70,221.00	\$46,675.00	\$250,000.00
Totals	Graph	19	\$86,409.84	\$70,221.00	\$38,917.00	\$250,000.00

Latitude: 40.7479 Longitude: -73.98552

Employer Name/Employer Address	Graph	Count	Mean Wage	Median Wage	Lowest Wage	Highest Wage
GINA GROUP LLC, 10 WEST 33RD STREET, NEW YORK, NY (https://www.google.com/maps/place/10%20WEST%2033RD%20STREET,NEW%20YORK,NY)	Graph	1	\$41,454.00	\$41,454.00	\$41,454.00	\$41,454.00
Totals	Graph	1	\$41,454.00	\$41,454.00	\$41,454.00	\$41,454.00

Employer Name/Worksite Address	Graph	Count	Mean Wage	Median Wage	Lowest Wage	Highest Wage
GINA GROUP LLC, 10 WEST 33RD STREET, NEW YORK, NY (https://www.google.com/maps/place/10%20WEST%2033RD%20STREET,NEW%20YORK,NY)	Graph	1	\$41,454.00	\$41,454.00	\$41,454.00	\$41,454.00
Totals	Graph	1	\$41,454.00	\$41,454.00	\$41,454.00	\$41,454.00

Latitude: 40.74791 Longitude: -73.987452

Employer Name/Employer Address	Graph	Count	Mean Wage	Median Wage	Lowest Wage	Highest Wage
AND LUXE INC, 38 W 32ND STREET, NEW YORK, NY (https://www.google.com/maps/place/38%20W%2032ND%20STREET,NEW%20YORK,NY)	Graph	1	\$70,220.80	\$70,220.80	\$70,220.80	\$70,220.80
CHONGRO OVERSEAS CO. LTD, 38 WEST 32ND STREET SUITE 1500, NEW YORK, NY (https://www.google.com/maps/place/38%20WEST%2032ND%20STREET%20SUITE%201500,NEW%20YORK,NY)	Graph	1	\$47,902.40	\$47,902.40	\$47,902.40	\$47,902.40
MANHATTAN TAX & ACCOUNTING COMPANY LTD., 38 WEST 32ND STREET, SUITE 1601, NEW YORK, NY (https://www.google.com/maps/place/38%20WEST%2032ND%20STREET,%20SUITE%201601,NEW%20YORK,NY)	Graph	1	\$69,388.80	\$69,388.80	\$69,388.80	\$69,388.80
Totals	Graph	3	\$62,504.00	\$69,388.80	\$47,902.40	\$70,220.80

Employer Name/Worksite Address	Graph	Count	Mean Wage	Median Wage	Lowest Wage	Highest Wage
AND LUXE INC, 38 W 32ND STREET, NEW YORK, NY (https://www.google.com/maps/place/38%20W%2032ND%20STREET,NEW%20YORK,NY)	Graph	1	\$70,220.80	\$70,220.80	\$70,220.80	\$70,220.80
CHONGRO OVERSEAS CO. LTD, 38 WEST 32ND STREET SUITE 1500, NEW YORK, NY (https://www.google.com/maps/place/38%20WEST%2032ND%20STREET%20SUITE%201500,NEW%20YORK,NY)	Graph	1	\$47,902.40	\$47,902.40	\$47,902.40	\$47,902.40
MANHATTAN TAX & ACCOUNTING COMPANY LTD., 38 WEST 32ND STREET, SUITE 1601, NEW YORK, NY (https://www.google.com/maps/place/38%20WEST%2032ND%20STREET,%20SUITE%201601,NEW%20YORK,NY)	Graph	1	\$69,388.80	\$69,388.80	\$69,388.80	\$69,388.80
Totals	Graph	3	\$62,504.00	\$69,388.80	\$47,902.40	\$70,220.80

Latitude: 40.747919 Longitude: -73.902281

Employer Name/Employer Address	Graph	Count	Mean Wage	Median Wage	Lowest Wage	Highest Wage
KIDS DENTAL VILLAGE PC, 39-05 61ST STREET, WOODSIDE, NY (https://www.google.com/maps/place/39-05%2061ST%20STREET,WOODSIDE,NY)	Graph	3	\$176,800.00	\$176,800.00	\$176,800.00	\$176,800.00
KIDS DENTAL VILLAGE P.C., 39-05 61ST STREET, WOODSIDE, NY (https://www.google.com/maps/place/39-05%2061ST%20STREET,WOODSIDE,NY)	Graph	9	\$65,325.87	\$45,468.80	\$45,468.80	\$105,040.00
Totals	Graph	12	\$93,194.40	\$45,468.80	\$45,468.80	\$176,800.00

Employer Name/Worksite Address	Graph	Count	Mean Wage	Median Wage	Lowest Wage	Highest Wage
KIDS DENTAL VILLAGE P.C., 39-05 61ST 2ND FLOOR, WOODSIDE, NY (https://www.google.com/maps/place/39-05%2061ST%202ND%20FLOOR,WOODSIDE,NY)	Graph	3	\$65,325.87	\$45,468.80	\$45,468.80	\$105,040.00
Totals	Graph	3	\$65,325.87	\$45,468.80	\$45,468.80	\$105,040.00

Latitude: 40.747932 Longitude: -73.996691

Employer Name/Worksite Address	Graph	Count	Mean Wage	Median Wage	Lowest Wage	Highest Wage
KOCH GROUP & COMPANY, LLP, 333 SEVENTH AVE., 8TH FL., NEW YORK, NY (https://www.google.com/maps/place/333%20SEVENTH%20AVE.,%208TH%20FL.,NEW%20YORK,NY)	Graph	1	\$52,062.00	\$52,062.00	\$52,062.00	\$52,062.00
Totals	Graph	1	\$52,062.00	\$52,062.00	\$52,062.00	\$52,062.00

Latitude: 40.747943 Longitude: -73.988169

Employer Name/Employer Address	Graph	Count	Mean Wage	Median Wage	Lowest Wage	Highest Wage
43 FOOD CORP, 1250 BROADWAY 39TH FLOOR, NEW YORK, NY (https://www.google.com/maps/place/1250%20BROADWAY%2039TH%20FLOOR,NEW%20YORK,NY)	Graph	1	\$37,440.00	\$37,440.00	\$37,440.00	\$37,440.00
NEW CLASSROOMS, 1250 BROADWAY, NEW YORK, NY (https://www.google.com/maps/place/1250%20BROADWAY,NEW%20YORK,NY)	Graph	1	\$90,000.00	\$90,000.00	\$90,000.00	\$90,000.00
VARONIS SYSTEMS, INC., 1250 BROADWAY, NEW YORK, NY (https://www.google.com/maps/place/1250%20BROADWAY,NEW%20YORK,NY)	Graph	1	\$130,000.00	\$130,000.00	\$130,000.00	\$130,000.00
ADMARKETPLACE, INC., 1250 BROADWAY, NEW YORK, NY (https://www.google.com/maps/place/1250%20BROADWAY,NEW%20YORK,NY)	Graph	4	\$109,308.75	\$95,000.00	\$70,000.00	\$160,000.00
VNS CHOICE, 1250 BROADWAY, 7TH FLOOR, NEW YORK, NY (https://www.google.com/maps/place/1250%20BROADWAY,%207TH%20FLOOR,NEW%20YORK,NY)	Graph	4	\$128,750.00	\$120,000.00	\$65,000.00	\$170,000.00
ADMARKETPLACE, INC., 1250 BROADWAY, 31ST FLOOR, NEW YORK, NY (https://www.google.com/maps/place/1250%20BROADWAY,%2031ST%20FLOOR,NEW%20YORK,NY)	Graph	8	\$75,823.13	\$65,000.00	\$46,675.00	\$148,764.00
Totals	Graph	19	\$95,592.63	\$86,925.00	\$37,440.00	\$170,000.00

Employer Name/Worksite Address	Graph	Count	Mean Wage	Median Wage	Lowest Wage	Highest Wage
43 FOOD CORP, 1250 BROADWAY 39TH FLOOR, NEW YORK, NY (https://www.google.com/maps/place/1250%20BROADWAY%2039TH%20FLOOR,NEW%20YORK,NY)	Graph	1	\$37,440.00	\$37,440.00	\$37,440.00	\$37,440.00
INDU TECH INCORPORATION, 1250 BROADWAY, NEWYORK, NY (https://www.google.com/maps/place/1250%20BROADWAY,NEWYORK,NY)	Graph	1	\$55,910.00	\$55,910.00	\$55,910.00	\$55,910.00
KPI PARTNERS, INC., 1250 BROADWAY, 7TH FLOOR, NEW YORK, NY (https://www.google.com/maps/place/1250%20BROADWAY,%207TH%20FLOOR,NEW%20YORK,NY)	Graph	1	\$140,000.00	\$140,000.00	\$140,000.00	\$140,000.00
MASTEREX TECHNOLOGIES INC., 1250 BROADWAY, 3RD FLOOR,, NEW YORK, NY (https://www.google.com/maps/place/1250%20BROADWAY,%203RD%20FLOOR,,NEW%20YORK,NY)	Graph	1	\$64,813.00	\$64,813.00	\$64,813.00	\$64,813.00
OCTAHEDRON LLC, 1250 BROADWAY,, MANHATTAN, NY (https://www.google.com/maps/place/1250%20BROADWAY,,MANHATTAN,NY)	Graph	1	\$70,221.00	\$70,221.00	\$70,221.00	\$70,221.00
VISITING NURSE SERVICE OF NEW YORK, 1250 BROADWAY, 21ST FLOOR, NEW YORK, NY (https://www.google.com/maps/place/1250%20BROADWAY,%2021ST%20FLOOR,NEW%20YORK,NY)	Graph	1	\$120,000.00	\$120,000.00	\$120,000.00	\$120,000.00
VNS CHOICE, 1250 BROADWAY 11TH FLOOR, NEW YORK, NY (https://www.google.com/maps/place/1250%20BROADWAY%2011TH%20FLOOR,NEW%20YORK,NY)	Graph	1	\$170,000.00	\$170,000.00	\$170,000.00	\$170,000.00
VNS CHOICE, 1250 BROADWAY, 20TH FLOOR, NEW YORK, NY (https://www.google.com/maps/place/1250%20BROADWAY,%2020TH%20FLOOR,NEW%20YORK,NY)	Graph	1	\$120,000.00	\$120,000.00	\$120,000.00	\$120,000.00
ADMARKETPLACE, INC., 1250 BROADWAY 31ST FLOOR, NEW YORK, NY (https://www.google.com/maps/place/1250%20BROADWAY%2031ST%20FLOOR,NEW%20YORK,NY)	Graph	8	\$75,823.13	\$65,000.00	\$46,675.00	\$148,764.00
ASPIRE SYSTEMS, INC., 1250 BROADWAY, NEW YORK, NY (https://www.google.com/maps/place/1250%20BROADWAY,NEW%20YORK,NY)	Graph	19	\$83,894.58	\$70,221.00	\$55,910.00	\$160,000.00
Totals	Graph	35	\$85,113.31	\$70,221.00	\$37,440.00	\$170,000.00

Latitude: 40.747946 Longitude: -73.991044						
Employer Name/Worksite Address	Graph	Count	Mean Wage	Median Wage	Lowest Wage	Highest Wage
FROM, THE DIGITAL TRANSFORMATION AGENCY, INC., 151 W. 30 STREET, NEW YORK, NY (https://www.google.com/maps/place/151%20W.%2030%20STREET,NEW%20YORK,NY)	Graph	1	\$73,000.00	\$73,000.00	\$73,000.00	\$73,000.00
ICONSOFT, INC., 151 W. 30TH STREET, 8TH FLOOR, NEW YORK, NY (https://www.google.com/maps/place/151%20W.%2030TH%20STREET,%208TH%20FLOOR,NEW%20YORK,NY)	Graph	1	\$96,000.00	\$96,000.00	\$96,000.00	\$96,000.00
Totals	Graph	2	\$84,500.00	\$73,000.00	\$73,000.00	\$96,000.00

Latitude: 40.747946 Longitude: -73.985632						
Employer Name/Employer Address	Graph	Count	Mean Wage	Median Wage	Lowest Wage	Highest Wage
NES JEWELRY INC, 20 WEST 33RD STREET, NEW YORK, NY (https://www.google.com/maps/place/20%20WEST%2033RD%20STREET,NEW%20YORK,NY)	Graph	1	\$55,764.80	\$55,764.80	\$55,764.80	\$55,764.80
Q4 DESIGNS, LLC, 20 W 33RD STREET, 12TH FLOOR, NEW YORK, NY (https://www.google.com/maps/place/20%20W%2033RD%20STREET,%2012TH%20FLOOR,NEW%20YORK,NY)	Graph	1	\$46,675.00	\$46,675.00	\$46,675.00	\$46,675.00
STRETCH O RAMA INC., 20 WEST 33RD STREET, 10TH FLOOR, NEW YORK, NY (https://www.google.com/maps/place/20%20WEST%2033RD%20STREET,%2010TH%20FLOOR,NEW%20YORK,NY)	Graph	1	\$42,889.60	\$42,889.60	\$42,889.60	\$42,889.60
STRETCH O RAMA, INC., 20 W. 33RD STREET, NEW YORK, NY (https://www.google.com/maps/place/20%20W.%2033RD%20STREET,NEW%20YORK,NY)	Graph	1	\$42,889.60	\$42,889.60	\$42,889.60	\$42,889.60
Totals	Graph	4	\$47,054.75	\$42,889.60	\$42,889.60	\$55,764.80

Employer Name/Worksite Address	Graph	Count	Mean Wage	Median Wage	Lowest Wage	Highest Wage
NES JEWELRY INC, 20 WEST 33RD STREET, NEW YORK, NY (https://www.google.com/maps/place/20%20WEST%2033RD%20STREET,NEW%20YORK,NY)	Graph	1	\$55,764.80	\$55,764.80	\$55,764.80	\$55,764.80
Q4 DESIGNS, LLC, 20 W 33RD STREET, 12TH FLOOR, NEW YORK, NY (https://www.google.com/maps/place/20%20W%2033RD%20STREET,%2012TH%20FLOOR,NEW%20YORK,NY)	Graph	1	\$46,675.00	\$46,675.00	\$46,675.00	\$46,675.00
STRETCH O RAMA INC., 20 WEST 33RD STREET, 10TH FLOOR, NEW YORK, NY (https://www.google.com/maps/place/20%20WEST%2033RD%20STREET,%2010TH%20FLOOR,NEW%20YORK,NY)	Graph	1	\$42,889.60	\$42,889.60	\$42,889.60	\$42,889.60
STRETCH O RAMA, INC., 20 W. 33RD STREET, NEW YORK, NY (https://www.google.com/maps/place/20%20W.%2033RD%20STREET,NEW%20YORK,NY)	Graph	1	\$42,889.60	\$42,889.60	\$42,889.60	\$42,889.60
Totals	Graph	4	\$47,054.75	\$42,889.60	\$42,889.60	\$55,764.80

Latitude: 40.747974 Longitude: -73.993361						
Employer Name/Employer Address	Graph	Count	Mean Wage	Median Wage	Lowest Wage	Highest Wage
AIRMARKET INC., 214 WEST 29TH STREET, NEW YORK, NY (https://www.google.com/maps/place/214%20WEST%2029TH%20STREET,NEW%20YORK,NY)	Graph	1	\$145,000.00	\$145,000.00	\$145,000.00	\$145,000.00
MICROSOL RESOURCES CORPORATION, 214 WEST 29TH STREET, NEW YORK, NY (https://www.google.com/maps/place/214%20WEST%2029TH%20STREET,NEW%20YORK,NY)	Graph	1	\$100,000.00	\$100,000.00	\$100,000.00	\$100,000.00
PARIS FORINO DESIGN INC., 210 WEST 29TH STREET, NEW YORK, NY (https://www.google.com/maps/place/210%20WEST%2029TH%20STREET,NEW%20YORK,NY)	Graph	1	\$51,000.00	\$51,000.00	\$51,000.00	\$51,000.00
SECURITY SCORECARD, INC., 214 W. 29TH STREET, NEW YORK, NY (https://www.google.com/maps/place/214%20W.%2029TH%20STREET,NEW%20YORK,NY)	Graph	1	\$55,765.00	\$55,765.00	\$55,765.00	\$55,765.00
T-REX GROUP, INC., 214 W 29TH ST, 17TH FLOOR, NEW YORK, NY (https://www.google.com/maps/place/214%20W%2029TH%20ST,%2017TH%20FLOOR,NEW%20YORK,NY)	Graph	1	\$70,000.00	\$70,000.00	\$70,000.00	\$70,000.00
UNLOCKD OPERATIONS US INC., 214 W. 29TH STREET, NEW YORK, NY (https://www.google.com/maps/place/214%20W.%2029TH%20STREET,NEW%20YORK,NY)	Graph	1	\$205,000.00	\$205,000.00	\$205,000.00	\$205,000.00
Totals	Graph	6	\$104,460.83	\$70,000.00	\$51,000.00	\$205,000.00

Employer Name/Worksite Address	Graph	Count	Mean Wage	Median Wage	Lowest Wage	Highest Wage
--------------------------------	-------	-------	-----------	-------------	-------------	--------------

Employer Name/Worksite Address	Graph	Count	Mean Wage	Median Wage	Lowest Wage	Highest Wage
PARIS FORINO DESIGN INC., 210 WEST 29TH STREET, NEW YORK, NY (https://www.google.com/maps/place/210%20WEST%2029TH%20STREET,NEW%20YORK,NY)	Graph	1	\$51,000.00	\$51,000.00	\$51,000.00	\$51,000.00
T-REX GROUP, INC., 214 W 29TH ST, 17TH FLOOR, NEW YORK, NY (https://www.google.com/maps/place/214%20W%2029TH%20ST,%2017TH%20FLOOR,NEW%20YORK,NY)	Graph	1	\$70,000.00	\$70,000.00	\$70,000.00	\$70,000.00
AIRMARKET INC., 214 WEST 29TH STREET, NEW YORK, NY (https://www.google.com/maps/place/214%20WEST%2029TH%20STREET,NEW%20YORK,NY)	Graph	2	\$122,500.00	\$100,000.00	\$100,000.00	\$100,000.00
CONNEXIENT LLC, 210 WEST 29TH STREET , 9TH FLOOR, NEW YORK, NY (https://www.google.com/maps/place/210%20%20WEST%2029TH%20STREET%20,%209TH%20FLOOR,NEW%20YORK,NY)	Graph	2	\$71,760.00	\$52,707.00	\$52,707.00	\$52,707.00
SECURITYSCORECARD, INC., 214 W. 29TH STREET, NEW YORK, NY (https://www.google.com/maps/place/214%20W.%2029TH%20STREET,NEW%20YORK,NY)	Graph	3	\$125,255.00	\$115,000.00	\$115,000.00	\$115,000.00
Totals	Graph	9	\$98,365.00	\$90,813.00	\$90,813.00	\$90,813.00

Latitude: 40.748024 Longitude: -73.98772

Employer Name/Employer Address	Graph	Count	Mean Wage	Median Wage	Lowest Wage	Highest Wage
STANFORD NEW YORK, LLC, 43W. 32ND ST., NEW YORK, NY (https://www.google.com/maps/place/43W.%2032ND%20ST.,NEW%20YORK,NY)	Graph	5	\$50,015.68	\$56,721.60	\$39,956.80	\$56,721.60
Totals	Graph	5	\$50,015.68	\$56,721.60	\$39,956.80	\$56,721.60

Employer Name/Worksite Address	Graph	Count	Mean Wage	Median Wage	Lowest Wage	Highest Wage
STANFORD NEW YORK, LLC, 43W. 32ND ST., NEW YORK, NY (https://www.google.com/maps/place/43W.%2032ND%20ST.,NEW%20YORK,NY)	Graph	5	\$50,015.68	\$56,721.60	\$39,956.80	\$56,721.60
Totals	Graph	5	\$50,015.68	\$56,721.60	\$39,956.80	\$56,721.60

Latitude: 40.748026 Longitude: -73.988289

Employer Name/Worksite Address	Graph	Count	Mean Wage	Median Wage	Lowest Wage	Highest Wage
ZIPCAR, INC., 1265 BROADWAY, NEW YORK, NY (https://www.google.com/maps/place/1265%20BROADWAY,NEW%20YORK,NY)	Graph	1	\$131,997.00	\$131,997.00	\$131,997.00	\$131,997.00
Totals	Graph	1	\$131,997.00	\$131,997.00	\$131,997.00	\$131,997.00

Latitude: 40.748027 Longitude: -73.989151

Employer Name/Employer Address	Graph	Count	Mean Wage	Median Wage	Lowest Wage	Highest Wage
COMPLIANCE SCIENCE INC., 875 SIXTH AVENUE, NEW YORK, NY (https://www.google.com/maps/place/875%20SIXTH%20AVENUE,NEW%20YORK,NY)	Graph	1	\$160,000.00	\$160,000.00	\$160,000.00	\$160,000.00
ZERO POINT ZERO PRODUCTION, INC, 875 AVENUE OF THE AMERICAS, 19TH FLOOR, NEW YORK, NY (https://www.google.com/maps/place/875%20AVENUE%20OF%20THE%20AMERICAS,%2019TH%20FLOOR,NEW%20YORK,NY)	Graph	2	\$54,500.00	\$44,000.00	\$44,000.00	\$44,000.00
Totals	Graph	3	\$89,666.67	\$65,000.00	\$65,000.00	\$65,000.00

Employer Name/Worksite Address	Graph	Count	Mean Wage	Median Wage	Lowest Wage	Highest Wage
COMPLIANCE SCIENCE INC., 875 SIXTH AVENUE, NEW YORK, NY (https://www.google.com/maps/place/875%20SIXTH%20AVENUE,NEW%20YORK,NY)	Graph	1	\$160,000.00	\$160,000.00	\$160,000.00	\$160,000.00
HOLT CONSTRUCUTION CORP, 875 AVENUE OF THE AMERICAS, NEW YORK, NY (https://www.google.com/maps/place/875%20AVENUE%20OF%20THE%20AMERICAS,NEW%20YORK,NY)	Graph	1	\$110,000.00	\$110,000.00	\$110,000.00	\$110,000.00
ZERO POINT ZERO PRODUCTION, INC, 875 AVENUE OF THE AMERICAS, 19TH FLOOR, NEW YORK, NY (https://www.google.com/maps/place/875%20AVENUE%20OF%20THE%20AMERICAS,%2019TH%20FLOOR,NEW%20YORK,NY)	Graph	2	\$54,500.00	\$44,000.00	\$44,000.00	\$44,000.00
SV TECH, INC, 875 6TH AVENUE, NEW YORK, NY (https://www.google.com/maps/place/875%206TH%20AVENUE,NEW%20YORK,NY)	Graph	7	\$70,221.00	\$70,221.00	\$70,221.00	\$70,221.00

Employer Name/Worksite Address	Graph	Count	Mean Wage	Median Wage	L
Totals	Graph	11	\$79,140.64	\$70,221.00	\$4

Latitude: 40.748033 Longitude: -73.983425

Employer Name/Worksite Address	Graph	Count	Mean Wage	Median Wage	Lowest Wage	Highest Wage
EMPRO SYSTEMS LLC, 19 E 34TH ST., NEW YORK, NY (https://www.google.com/maps/place/19%20E%2034TH%20ST.,NEW%20YORK,NY)	Graph	1	\$66,560.00	\$66,560.00	\$66,560.00	\$66,560.00
IT TRAILBLAZERS, LLC, 19 EAST 34TH STREET, NEW YORK CITY, NY (https://www.google.com/maps/place/19%20EAST%2034TH%20STREET,NEW%20YORK%20CITY,NY)	Graph	1	\$80,000.00	\$80,000.00	\$80,000.00	\$80,000.00
LENMAR CONSULTING, INC., 19 E 34TH ST., NEW YORK, NY (https://www.google.com/maps/place/19%20E%2034TH%20ST.,NEW%20YORK,NY)	Graph	1	\$74,277.00	\$74,277.00	\$74,277.00	\$74,277.00
ATHREYA, INC, 19 E 34TH STREET, NEW YORK, NY (https://www.google.com/maps/place/19%20E%2034TH%20STREET,NEW%20YORK,NY)	Graph	2	\$87,906.50	\$85,000.00	\$85,000.00	\$90,813.00
IT AMERICA INC, 19 EAST 34TH STREET, NEW YORK, NY (https://www.google.com/maps/place/19%20EAST%2034TH%20STREET,NEW%20YORK,NY)	Graph	2	\$81,308.50	\$74,300.00	\$74,300.00	\$88,317.00
V-SOFT CONSULTING GROUP, INC, 19 E 34TH ST, NEW YORK, NY (https://www.google.com/maps/place/19%20E%2034TH%20ST,NEW%20YORK,NY)	Graph	2	\$82,150.00	\$74,300.00	\$74,300.00	\$90,000.00
Totals	Graph	9	\$80,396.33	\$80,000.00	\$66,560.00	\$90,813.00

Latitude: 40.74808 Longitude: -73.989771

Employer Name/Employer Address	Graph	Count	Mean Wage	Median Wage	Lowest Wage
REIDY CONTRACTING GROUP LLC, 120 WEST 31ST STREET, 7TH FLOOR, NEW YORK, NY (https://www.google.com/maps/place/120%20WEST%2031ST%20STREET,%207TH%20FLOOR,NEW%20%20YORK,NY)	Graph	1	\$50,000.00	\$50,000.00	\$50,000.00
REIDY CONTRACTING GROUP LLC, 120 WEST 31ST STREET, 7TH FLOOR, NEW YORK, NY (https://www.google.com/maps/place/120%20WEST%2031ST%20STREET,%207TH%20FLOOR,NEW%20YORK,NY)	Graph	2	\$77,500.00	\$55,000.00	\$55,000.00
Totals	Graph	3	\$68,333.33	\$55,000.00	\$50,000.00

Employer Name/Worksite Address	Graph	Count	Mean Wage	Median Wage	Lowest Wage
REIDY CONTRACTING GROUP LLC, 120 WEST 31ST STREET, 7TH FLOOR, NEW YORK, NY (https://www.google.com/maps/place/120%20WEST%2031ST%20STREET,%207TH%20FLOOR,NEW%20%20YORK,NY)	Graph	1	\$50,000.00	\$50,000.00	\$50,000.00
REIDY CONTRACTING GROUP LLC, 120 WEST 31ST STREET, 7TH FLOOR, NEW YORK, NY (https://www.google.com/maps/place/120%20WEST%2031ST%20STREET,%207TH%20FLOOR,NEW%20YORK,NY)	Graph	2	\$77,500.00	\$55,000.00	\$55,000.00
Totals	Graph	3	\$68,333.33	\$55,000.00	\$50,000.00

Latitude: 40.748087 Longitude: -73.993631

Employer Name/Employer Address	Graph	Count	Mean Wage	Median Wage	Lowest Wage	Highest Wage
STEFAN BECKMAN INC, 224 W.29TH STREET, NEW YORK, NY (https://www.google.com/maps/place/224%20W.29TH%20STREET,NEW%20YORK,NY)	Graph	1	\$62,400.00	\$62,400.00	\$62,400.00	\$62,400.00
Totals	Graph	1	\$62,400.00	\$62,400.00	\$62,400.00	\$62,400.00

Employer Name/Worksite Address	Graph	Count	Mean Wage	Median Wage	Lowest Wage	Highest Wage
STEFAN BECKMAN INC, 224 W.29TH ST, NEW YORK, NY (https://www.google.com/maps/place/224%20W.29TH%20ST,NEW%20YORK,NY)	Graph	1	\$62,400.00	\$62,400.00	\$62,400.00	\$62,400.00
Totals	Graph	1	\$62,400.00	\$62,400.00	\$62,400.00	\$62,400.00

Latitude: 40.748095 Longitude: -73.99331

Employer Name/Employer Address	Graph	Count	Mean Wage	Median Wage	Lowest Wage	Highest Wage
HIGHLINE CONSTRUCTION GROUP, 205 WEST 29TH STREET, NEW YORK, NY (https://www.google.com/maps/place/205%20WEST%2029TH%20STREET,NEW%20YORK,NY)	Graph	1	\$130,000.00	\$130,000.00	\$130,000.00	\$130,000.00
Totals	Graph	1	\$130,000.00	\$130,000.00	\$130,000.00	\$130,000.00

Employer Name/Worksite Address	Graph	Count	Mean Wage	Median Wage	Lowest Wage	Highest Wage
HIGHLINE CONSTRUCTION GROUP, 205 WEST 29TH STREET, NEW YORK, NY (https://www.google.com/maps/place/205%20WEST%2029TH%20STREET,NEW%20YORK,NY)	Graph	1	\$130,000.00	\$130,000.00	\$130,000.00	\$130,000.00
LE SOUK INC, 209 W 29TH ST, NEW YORK, NY (https://www.google.com/maps/place/209%20W%2029TH%20ST,NEW%20YORK,NY)	Graph	1	\$144,000.00	\$144,000.00	\$144,000.00	\$144,000.00
Totals	Graph	2	\$137,000.00	\$130,000.00	\$130,000.00	\$144,000.00

Latitude: 40.748116 Longitude: -73.983962

Employer Name/Employer Address	Graph	Count	Mean Wage	Median Wage	Lowest Wage	Highest Wage
ADORE ME, INC., 16 E. 34TH STREET, 14TH FLOOR, NEW YORK, NY (https://www.google.com/maps/place/16%20E.%2034TH%20STREET,%2014TH%20FLOOR,NEW%20YORK,NY)	Graph	1	\$200,000.00	\$200,000.00	\$200,000.00	\$200,000.00
ADORE ME, INC., 16 E. 34TH STREET, NEW YORK, NY (https://www.google.com/maps/place/16%20E.%2034TH%20STREET,NEW%20YORK,NY)	Graph	1	\$100,000.00	\$100,000.00	\$100,000.00	\$100,000.00
ENCHANTE ACCESSORIES INC, 16 EAST 34TH STREET, NEW YORK, NY (https://www.google.com/maps/place/16%20EAST%2034TH%20STREET,NEW%20YORK,NY)	Graph	1	\$40,000.00	\$40,000.00	\$40,000.00	\$40,000.00
ENCHANTE ACCESSORIES INC., 16 EAST 34TH ST., NEW YORK, NY (https://www.google.com/maps/place/16%20EAST%2034TH%20ST.,NEW%20YORK,NY)	Graph	1	\$50,000.00	\$50,000.00	\$50,000.00	\$50,000.00
Totals	Graph	4	\$97,500.00	\$50,000.00	\$40,000.00	\$200,000.00

Employer Name/Worksite Address	Graph	Count	Mean Wage	Median Wage	Lowest Wage	Highest Wage
ADORE ME, INC., 16 E. 34TH STREET, 14TH FLOOR, NEW YORK, NY (https://www.google.com/maps/place/16%20E.%2034TH%20STREET,%2014TH%20FLOOR,NEW%20YORK,NY)	Graph	1	\$200,000.00	\$200,000.00	\$200,000.00	\$200,000.00
ADORE ME, INC., 16 E. 34TH STREET, NEW YORK, NY (https://www.google.com/maps/place/16%20E.%2034TH%20STREET,NEW%20YORK,NY)	Graph	1	\$100,000.00	\$100,000.00	\$100,000.00	\$100,000.00
ENCHANTE ACCESSORIES INC, 16 EAST 34TH ST, NEW YORK, NY (https://www.google.com/maps/place/16%20EAST%2034TH%20ST,NEW%20YORK,NY)	Graph	1	\$40,000.00	\$40,000.00	\$40,000.00	\$40,000.00
ENCHANTE ACCESSORIES INC., 16 EAST 34TH ST., NEW YORK, NY (https://www.google.com/maps/place/16%20EAST%2034TH%20ST.,NEW%20YORK,NY)	Graph	1	\$50,000.00	\$50,000.00	\$50,000.00	\$50,000.00
Totals	Graph	4	\$97,500.00	\$50,000.00	\$40,000.00	\$200,000.00

Latitude: 40.748129 Longitude: -73.986069

Employer Name/Employer Address	Graph	Count	Mean Wage	Median Wage	Lowest Wage	Highest Wage
EASTMAN FOOTWEAR GROUP INC., 34 WEST 33RD STREET, NEW YORK, NY (https://www.google.com/maps/place/34%20WEST%2033RD%20STREET,NEW%20YORK,NY)	Graph	1	\$49,300.00	\$49,300.00	\$49,300.00	\$49,300.00
Totals	Graph	1	\$49,300.00	\$49,300.00	\$49,300.00	\$49,300.00

Employer Name/Worksite Address	Graph	Count	Mean Wage	Median Wage	Lowest Wage	Highest Wage
EASTMAN FOOTWEAR GROUP INC., 34 WEST 33RD STREET, NEW YORK, NY (https://www.google.com/maps/place/34%20WEST%2033RD%20STREET,NEW%20YORK,NY)	Graph	1	\$49,300.00	\$49,300.00	\$49,300.00	\$49,300.00
Totals	Graph	1	\$49,300.00	\$49,300.00	\$49,300.00	\$49,300.00

Latitude: 40.748163 Longitude: -74.001349

Employer Name/Worksite Address	Graph	Count	Mean Wage	Median Wage	Lowest Wage	Highest Wage
PUSHCART COFFEE CHELSEA, 401 W25TH ST, NEW YORK, NY (https://www.google.com/maps/place/401%20W25TH%20ST,NEW%20YORK,NY)	Graph	1	\$73,000.00	\$73,000.00	\$73,000.00	\$73,000.00
Totals	Graph	1	\$73,000.00	\$73,000.00	\$73,000.00	\$73,000.00

Latitude: 40.748167 Longitude: -74.005133

Employer Name/Employer Address	Graph	Count	Mean Wage	Median Wage	Lowest Wage	Highest Wage
BAJA EAST LLC, 535 W 23RD STREET, STE S3F, NEW YORK, NY (https://www.google.com/maps/place/535%20W%2023RD%20STREET,%20STE%20S3F,NEW%20YORK,NY)	Graph	1	\$49,833.00	\$49,833.00	\$49,833.00	\$49,833.00
Totals	Graph	1	\$49,833.00	\$49,833.00	\$49,833.00	\$49,833.00

Employer Name/Worksite Address	Graph	Count	Mean Wage	Median Wage	Lowest Wage	Highest Wage
BAJA EAST LLC, 535 W 23RD STREET, STE S3F, NEW YORK, NY (https://www.google.com/maps/place/535%20W%2023RD%20STREET,%20STE%20S3F,NEW%20YORK,NY)	Graph	1	\$49,833.00	\$49,833.00	\$49,833.00	\$49,833.00
Totals	Graph	1	\$49,833.00	\$49,833.00	\$49,833.00	\$49,833.00

Latitude: 40.748174 Longitude: -73.980626

Employer Name/Worksite Address	Graph	Count	Mean Wage	Median Wage	Lowest Wage	Highest Wage
DATAMARX LLC, 30 PARK AVE, NEW YORK, NY (https://www.google.com/maps/place/30%20PARK%20AVE,NEW%20YORK,NY)	Graph	2	\$75,795.00	\$75,795.00	\$75,795.00	\$75,795.00
Totals	Graph	2	\$75,795.00	\$75,795.00	\$75,795.00	\$75,795.00

Latitude: 40.748178 Longitude: -73.984669

Employer Name/Employer Address	Graph	Count	Mean Wage	Median Wage	Lowest Wage	Highest Wage
ADVANCED ENVIRONMENTAL CORPORATION, 347 FIFTH AVENUE, NEW YORK, NY (https://www.google.com/maps/place/347%20FIFTH%20AVENUE,NEW%20YORK,NY)	Graph	1	\$50,000.00	\$50,000.00	\$50,000.00	\$50,000.00
SEVEN APPAREL GROUP, 347 5TH AVENUE, NEW YORK, NY (https://www.google.com/maps/place/347%205TH%20AVENUE,NEW%20YORK,NY)	Graph	1	\$87,360.00	\$87,360.00	\$87,360.00	\$87,360.00
SEVEN APPAREL GROUP, INC., 347 FIFTH AVENUE, SUITE 201, NEW YORK, NY (https://www.google.com/maps/place/347%20FIFTH%20AVENUE,%20SUITE%20201,NEW%20YORK,NY)	Graph	1	\$39,000.00	\$39,000.00	\$39,000.00	\$39,000.00
EMPIRE MANAGEMENT AMERICA CORP., 347 FIFTH AVENUE, NEW YORK, NY (https://www.google.com/maps/place/347%20FIFTH%20AVENUE,NEW%20YORK,NY)	Graph	2	\$65,749.00	\$65,749.00	\$65,749.00	\$65,749.00
SAM J. NOLE C.P.A., 347 FIFTH AVENUE, NEW YORK, NY (https://www.google.com/maps/place/347%20FIFTH%20AVENUE,NEW%20YORK,NY)	Graph	2	\$55,765.00	\$55,765.00	\$55,765.00	\$55,765.00
Totals	Graph	7	\$59,912.57	\$55,765.00	\$39,000.00	\$87,360.00

Employer Name/Worksite Address	Graph	Count	Mean Wage	Median Wage	Lowest Wage	Highest Wage
SEVEN APPAREL GROUP, 347 5TH AVENUE, NEW YORK, NY (https://www.google.com/maps/place/347%205TH%20AVENUE,NEW%20YORK,NY)	Graph	1	\$87,360.00	\$87,360.00	\$87,360.00	\$87,360.00
SEVEN APPAREL GROUP, INC., 347 FIFTH AVENUE, SUITE 201, NEW YORK, NY (https://www.google.com/maps/place/347%20FIFTH%20AVENUE,%20SUITE%20201,NEW%20YORK,NY)	Graph	1	\$39,000.00	\$39,000.00	\$39,000.00	\$39,000.00
ADVANCED ENVIRONMENTAL CORPORATION, 347 FIFTH AVENUE, NEW YORK, NY (https://www.google.com/maps/place/347%20FIFTH%20AVENUE,NEW%20YORK,NY)	Graph	5	\$58,605.60	\$55,765.00	\$50,000.00	\$65,749.00
Totals	Graph	7	\$59,912.57	\$55,765.00	\$39,000.00	\$87,360.00

Latitude: 40.748191 Longitude: -73.989031

Employer Name/Employer Address	Graph	Count	Mean Wage	Median Wage	Lowest Wage	Highest Wage
INSTITUTE OF COMPETITION LAW CORP., 885 6TH AVENUE, NEW YORK, NY (https://www.google.com/maps/place/885%206TH%20AVENUE,NEW%20YORK,NY)	Graph	1	\$44,429.00	\$44,429.00	\$44,429.00	\$44,429.00
Totals	Graph	1	\$44,429.00	\$44,429.00	\$44,429.00	\$44,429.00

Employer Name/Worksite Address	Graph	Count	Mean Wage	Median Wage	Lowest Wage	Highest Wage
INSTITUTE OF COMPETITION LAW CORP., 885 6TH AVENUE, NEW YORK, NY (https://www.google.com/maps/place/885%206TH%20AVENUE,NEW%20YORK,NY)	Graph	1	\$44,429.00	\$44,429.00	\$44,429.00	\$44,429.00
Totals	Graph	1	\$44,429.00	\$44,429.00	\$44,429.00	\$44,429.00

Latitude: 40.748222 Longitude: -73.949652


Employer Name/Employer Address	Graph	Count	Mean Wage	Median Wage	Lowest Wage	Highest Wage
DESIGN DEVELOPMENT NYC, INC., 44-61 11TH STREET, LONG ISLAND CITY, NY (https://www.google.com/maps/place/44-61%2011TH%20STREET,LONG%20ISLAND%20CITY,NY)	Graph	1	\$50,000.00	\$50,000.00	\$50,000.00	\$50,000.00
Totals	Graph	1	\$50,000.00	\$50,000.00	\$50,000.00	\$50,000.00

Employer Name/Worksite Address	Graph	Count	Mean Wage	Median Wage	Lowest Wage	Highest Wage
DESIGN DEVELOPMENT NYC, INC., 44-61 11TH STREET, LONG ISLAND CITY, NY (https://www.google.com/maps/place/44-61%2011TH%20STREET,LONG%20ISLAND%20CITY,NY)	Graph	1	\$50,000.00	\$50,000.00	\$50,000.00	\$50,000.00
Totals	Graph	1	\$50,000.00	\$50,000.00	\$50,000.00	\$50,000.00






Latitude: 40.748228 Longitude: -73.990119




Employer Name/Employer Address	Graph	Count	Mean Wage	Median Wage	Lowest Wage	Highest Wage
DECORILLA INC., 132 WEST 31ST STREET, NEW YORK, NY (https://www.google.com/maps/place/132%20WEST%2031ST%20STREET,NEW%20YORK,NY)	Graph	1	\$147,243.20	\$147,243.20	\$147,243.20	\$147,243.20
LISTEN FIRST MEDIA, LLC, 132 WEST 31ST STREET, SUITE 702, NEW YORK, NY (https://www.google.com/maps/place/132%20WEST%2031ST%20STREET,%20SUITE%20702,NEW%20YORK,NY)	Graph	1	\$96,600.00	\$96,600.00	\$96,600.00	\$96,600.00
NEW AUDIO LLC, 132 WEST 31ST STREET, NEW YORK, NY (https://www.google.com/maps/place/132%20WEST%2031ST%20STREET,NEW%20YORK,NY)	Graph	1	\$72,000.00	\$72,000.00	\$72,000.00	\$72,000.00
NEW AUDIO, LLC, 132 W 31ST STREET, NEW YORK, NY (https://www.google.com/maps/place/132%20W%2031ST%20STREET,NEW%20YORK,NY)	Graph	1	\$250,000.00	\$250,000.00	\$250,000.00	\$250,000.00
ONCARD MARKETING, INC., 132 W. 31ST STREET, NEW YORK, NY (https://www.google.com/maps/place/132%20W.%2031ST%20STREET,NEW%20YORK,NY)	Graph	1	\$77,000.00	\$77,000.00	\$77,000.00	\$77,000.00
REAL ESTATE ARTS, INC., 132 WEST 31ST STREET, NEW YORK, NY (https://www.google.com/maps/place/132%20WEST%2031ST%20STREET,NEW%20YORK,NY)	Graph	1	\$100,000.00	\$100,000.00	\$100,000.00	\$100,000.00
THE CREDIT JUNCTION, LLC, 132 W 31ST STREET, NEW YORK, NY (https://www.google.com/maps/place/132%20W%2031ST%20STREET,NEW%20YORK,NY)	Graph	1	\$70,000.00	\$70,000.00	\$70,000.00	\$70,000.00
CANTARA SCIENCES, INC., 132 W 31ST STREET, NEW YORK, NY (https://www.google.com/maps/place/132%20W%2031ST%20STREET,NEW%20YORK,NY)	Graph	2	\$81,500.00	\$72,000.00	\$72,000.00	\$96,600.00
XAXIS, INC., 132 WEST 31ST STREET, NEW YORK, NY (https://www.google.com/maps/place/132%20WEST%2031ST%20STREET,NEW%20YORK,NY)	Graph	8	\$103,168.75	\$86,100.00	\$77,625.00	\$147,243.20
Totals	Graph	17	\$105,952.54	\$91,000.00	\$70,000.00	\$250,000.00

Employer Name/Worksite Address	Graph	Count	Mean Wage	Median Wage	Lowest Wage	Highest Wage
BRAINS WORK GROUP, INC., 132 W. 31ST. ST., NEW YORK, NY (https://www.google.com/maps/place/132%20W.%2031ST.%20ST.,NEW%20YORK,NY)	Graph	1	\$120,000.00	\$120,000.00	\$120,000.00	\$120,000.00










Employer Name/Worksite Address	Graph	Count	Mean Wage	Median Wage	Lowest Wage	Highest Wage
LISTEN FIRST MEDIA, LLC, 132 WEST 31ST STREET, SUITE 702, NEW YORK, NY (https://www.google.com/maps/place/132%20WEST%2031ST%20STREET,%20SUITE%20702,NEW%20YORK,NY)		1	\$96,600.00	\$96,600.00	\$96,600.00	\$96,600.00
ONCARD MARKETING, INC., 132 W. 31ST. STREET, NEW YORK, NY (https://www.google.com/maps/place/132%20W.%2031ST.%20STREET,NEW%20YORK,NY)		1	\$77,000.00	\$77,000.00	\$77,000.00	\$77,000.00
THE CREDIT JUNCTION, LLC, 132 W 31ST STREET, NEW YORK CITY, NY (https://www.google.com/maps/place/132%20W%2031ST%20STREET,NEW%20YORK%20CITY,NY)		1	\$70,000.00	\$70,000.00	\$70,000.00	\$70,000.00
NEW AUDIO, LLC, 132 W 31ST STREET, NEW YORK, NY (https://www.google.com/maps/place/132%20W%2031ST%20STREET,NEW%20YORK,NY)		3	\$137,666.67	\$91,000.00	\$72,000.00	\$200,000.00
XAXIS, INC., 132 WEST 31ST STREET, NEW YORK, NY (https://www.google.com/maps/place/132%20WEST%2031ST%20STREET,NEW%20YORK,NY)		23	\$98,592.49	\$97,457.00	\$42,000.00	\$110,000.00
Totals		30	\$101,474.24	\$91,000.00	\$42,000.00	\$200,000.00

Latitude: 40.748233 Longitude: -73.993638

Employer Name/Employer Address	Graph	Count	Mean Wage	Median Wage	Lowest Wage	Highest Wage
BRIAN ORTER LIGHTING DESIGN LLC, 227 WEST 29TH ST., NEW YORK, NY (https://www.google.com/maps/place/227%20WEST%2029TH%20ST.,NEW%20YORK,NY)		1	\$50,000.00	\$50,000.00	\$50,000.00	\$50,000.00
BRIAN ORTER LIGHTING DESIGN LLC, 227 WEST 29TH STREET, NEW YORK, NY (https://www.google.com/maps/place/227%20WEST%2029TH%20STREET,NEW%20YORK,NY)		1	\$48,500.00	\$48,500.00	\$48,500.00	\$48,500.00
ENRIQUE NORTEN ARCHITECTURE, P.C., 227 WEST 29TH STREET, NEW YORK, NY (https://www.google.com/maps/place/227%20WEST%2029TH%20STREET,NEW%20YORK,NY)		2	\$60,008.00	\$60,008.00	\$60,008.00	\$60,008.00
MARTIN BRUDNIZKI DESIGN STUDIO LLC, 227 W. 29TH STREET, NEW YORK, NY (https://www.google.com/maps/place/227%20W.%2029TH%20STREET,NEW%20YORK,NY)		3	\$48,666.67	\$43,000.00	\$43,000.00	\$60,000.00
Totals		7	\$52,073.71	\$50,000.00	\$43,000.00	\$60,008.00

Employer Name/Worksite Address	Graph	Count	Mean Wage	Median Wage	Lowest Wage	Highest Wage
BRIAN ORTER LIGHTING DESIGN LLC, 227 WEST 29TH STREET, NEW YORK, NY (https://www.google.com/maps/place/227%20WEST%2029TH%20STREET,NEW%20YORK,NY)		2	\$49,250.00	\$48,500.00	\$48,500.00	\$50,000.00
MARTIN BRUDNIZKI DESIGN STUDIO LLC, 227 W. 29TH STREET, NEW YORK, NY (https://www.google.com/maps/place/227%20W.%2029TH%20STREET,NEW%20YORK,NY)		3	\$48,666.67	\$43,000.00	\$43,000.00	\$60,000.00
Totals		5	\$48,900.00	\$48,500.00	\$43,000.00	\$60,000.00

Latitude: 40.748252 Longitude: -73.984615

Employer Name/Employer Address	Graph	Count	Mean Wage	Median Wage	Lowest Wage	Highest Wage
BOREDOM THERAPY LLC, 349 FIFTH AVENUE, NEW YORKE, NY (https://www.google.com/maps/place/349%20FIFTH%20AVENUE,NEW%20YORKE,NY)		1	\$79,123.20	\$79,123.20	\$79,123.20	\$79,123.20
CQC ELECTRIC LLC, 349 5TH AVENUE, NEW YORK, NY (https://www.google.com/maps/place/349%205TH%20AVENUE,NEW%20YORK,NY)		1	\$95,285.00	\$95,285.00	\$95,285.00	\$95,285.00
PETSTABLISHED, 349 5TH AVE, FLOOR 7, NEW YORK, NY (https://www.google.com/maps/place/349%205TH%20AVE,%20FLOOR%207,NEW%20YORK,NY)		1	\$68,446.00	\$68,446.00	\$68,446.00	\$68,446.00
SPEX CLOTHING COMPANY INC., 349 5TH AVE, NEW YORK, NY (https://www.google.com/maps/place/349%205TH%20AVE,NEW%20YORK,NY)		1	\$55,765.00	\$55,765.00	\$55,765.00	\$55,765.00
STRATACORE MANAGEMENT, INC., 349 5TH AVE., NEW YORK, NY (https://www.google.com/maps/place/349%205TH%20AVE.,NEW%20YORK,NY)		1	\$66,560.00	\$66,560.00	\$66,560.00	\$66,560.00
WINDOWSEAR INC, 349 5TH AVENUE, NEW YORK, NY (https://www.google.com/maps/place/349%205TH%20AVENUE,NEW%20YORK,NY)		1	\$73,840.00	\$73,840.00	\$73,840.00	\$73,840.00
BOREDOM THERAPY LLC, 349 5TH AVE., NEW YORK, NY (https://www.google.com/maps/place/349%205TH%20AVE.,NEW%20YORK,NY)		2	\$93,745.50	\$57,491.00	\$57,491.00	\$130,000.00
NEOSAVVY, INC., 349 FIFTH AVENUE, NEW YORK, NY (https://www.google.com/maps/place/349%20FIFTH%20AVENUE,NEW%20YORK,NY)		2	\$115,000.00	\$115,000.00	\$115,000.00	\$115,000.00
Totals		10	\$85,651.02	\$73,840.00	\$55,765.00	\$130,000.00

Employer Name/Worksite Address	Graph	Count	Mean Wage	Median Wage	Lowest Wage	Highest Wage
PETSTABLISHED, 349 5TH AVE, 7TH FLOOR, NEW YORK, NY (https://www.google.com/maps/place/349%205TH%20AVE,%207TH%20FLOOR,NEW%20YORK,NY)	Graph	1	\$68,446.00	\$68,446.00	\$68,446.00	\$68,446.00
BOREDOM THERAPY LLC, 349 5TH AVE., NEW YORK, NY (https://www.google.com/maps/place/349%205TH%20AVE.,NEW%20YORK,NY)	Graph	3	\$81,085.33	\$57,491.00	\$55,765.00	\$130,000.00
CQC ELECTRIC LLC, 349 5TH AVENUE, NEW YORK, NY (https://www.google.com/maps/place/349%205TH%20AVENUE,NEW%20YORK,NY)	Graph	3	\$78,561.67	\$73,840.00	\$66,560.00	\$95,285.00
NEOSAVVY, INC., 349 FIFTH AVENUE, NEW YORK, NY (https://www.google.com/maps/place/349%20FIFTH%20AVENUE,NEW%20YORK,NY)	Graph	3	\$103,041.07	\$115,000.00	\$79,123.20	\$115,000.00
Totals	Graph	10	\$85,651.02	\$73,840.00	\$55,765.00	\$130,000.00

Latitude: 40.748262 Longitude: -73.943718

Employer Name/Employer Address	Graph	Count	Mean Wage	Median Wage	Lowest Wage	Highest Wage
NIPPON EXPRESS USA, INC., 24-01 44TH ROAD, LONG ISLAND CITY, NY (https://www.google.com/maps/place/24-01%2044TH%20ROAD,LONG%20ISLAND%20CITY,NY)	Graph	1	\$46,675.00	\$46,675.00	\$46,675.00	\$46,675.00
Totals	Graph	1	\$46,675.00	\$46,675.00	\$46,675.00	\$46,675.00

Employer Name/Worksite Address	Graph	Count	Mean Wage	Median Wage	Lowest Wage	Highest Wage
COMPUTER TASK GROUP, INC., 24-01 44TH ROAD,, LONG ISLAND CITY, NY (https://www.google.com/maps/place/24-01%2044TH%20ROAD,,LONG%20ISLAND%20CITY,NY)	Graph	1	\$82,035.20	\$82,035.20	\$82,035.20	\$82,035.20
NOUS INFOSYSTEMS PVT. LTD., 24-01 44TH ROAD, LONG ISLAND CITY, NY (https://www.google.com/maps/place/24-01%2044TH%20ROAD,LONG%20ISLAND%20CITY,NY)	Graph	4	\$66,532.75	\$70,000.00	\$55,910.00	\$70,221.00
Totals	Graph	5	\$69,633.24	\$70,000.00	\$55,910.00	\$82,035.20

Latitude: 40.748282 Longitude: -73.993753

Employer Name/Employer Address	Graph	Count	Mean Wage	Median Wage	Lowest Wage	Highest Wage
AJ PROPERTY MANAGEMENT NYC, LLC, 231 WEST 29TH STREET, NEW YORK, NY (https://www.google.com/maps/place/231%20WEST%2029TH%20STREET,NEW%20YORK,NY)	Graph	1	\$104,000.00	\$104,000.00	\$104,000.00	\$104,000.00
MPOWERD INC., 231 WEST 29TH STREET, NEW YORK, NY (https://www.google.com/maps/place/231%20WEST%2029TH%20STREET,NEW%20YORK,NY)	Graph	1	\$68,000.00	\$68,000.00	\$68,000.00	\$68,000.00
ROBERT P. RUSSO CPA, PC, 231 WEST 29TH STREET, SUITE 500, NEW YORK, NY (https://www.google.com/maps/place/231%20WEST%2029TH%20STREET,%20SUITE%20500,NEW%20YORK,NY)	Graph	1	\$55,764.80	\$55,764.80	\$55,764.80	\$55,764.80
ROBERT P. RUSSO CPA, PC., 231 WEST 29TH STREET, SUITE 500, NEW YORK, NY (https://www.google.com/maps/place/231%20WEST%2029TH%20STREET,%20SUITE%20500,NEW%20YORK,NY)	Graph	1	\$55,764.80	\$55,764.80	\$55,764.80	\$55,764.80
SOCIALFLY LLC, 231 WEST 29TH STREET, NEW YORK, NY (https://www.google.com/maps/place/231%20WEST%2029TH%20STREET,NEW%20YORK,NY)	Graph	1	\$55,000.00	\$55,000.00	\$55,000.00	\$55,000.00
A DEGREE OF FREEDOM, STRUCTURAL ENGINEER, PLLC, 231 W 29TH ST, SUITE 802, NEW YORK, NY (https://www.google.com/maps/place/231%20W%2029TH%20ST,%20SUITE%20802,NEW%20YORK,NY)	Graph	2	\$62,171.00	\$62,171.00	\$62,171.00	\$62,171.00
Totals	Graph	7	\$66,124.51	\$62,171.00	\$55,000.00	\$104,000.00

Employer Name/Worksite Address	Graph	Count	Mean Wage	Median Wage	Lowest Wage	Highest Wage
A DEGREE OF FREEDOM, STRUCTURAL ENGINEER, PLLC, 231 W 29TH ST, SUITE 802, NEW YORK, NY (https://www.google.com/maps/place/231%20W%2029TH%20ST,%20SUITE%20802,NEW%20YORK,NY)	Graph	2	\$62,171.00	\$62,171.00	\$62,171.00	\$62,171.00
AJ PROPERTY MANAGEMENT NYC, LLC, 231 WEST 29TH STREET, NEW YORK, NY (https://www.google.com/maps/place/231%20WEST%2029TH%20STREET,NEW%20YORK,NY)	Graph	2	\$79,500.00	\$55,000.00	\$55,000.00	\$104,000.00
ROBERT P. RUSSO CPA, PC., 231 WEST 29TH STREET, SUITE 500, NEW YORK, NY (https://www.google.com/maps/place/231%20WEST%2029TH%20STREET,%20SUITE%20500,NEW%20YORK,NY)	Graph	2	\$55,764.80	\$55,764.80	\$55,764.80	\$55,764.80

Employer Name/Worksite Address	Graph	Count	Mean Wage	Median Wage	Lowest Wage	Highest Wage
Totals	Graph	6	\$65,811.93	\$55,764.80	\$55,000.00	\$104,000.00

Latitude: 40.748326 Longitude: -73.990351

Employer Name/Worksite Address	Graph	Count	Mean Wage	Median Wage	Lowest Wage	Highest Wage
YORKE CONSTRUCTION CORPORATION, 140 WEST 31ST STREET, NEW YORK, NY (https://www.google.com/maps/place/140%20WEST%2031ST%20STREET,NEW%20YORK,NY)	Graph	1	\$57,500.00	\$57,500.00	\$57,500.00	\$57,500.00
Totals	Graph	1	\$57,500.00	\$57,500.00	\$57,500.00	\$57,500.00

Employer Name/Worksite Address	Graph	Count	Mean Wage	Median Wage	Lowest Wage	Highest Wage
YORKE CONSTRUCTION CORPORATION, 140 WEST 31ST STREET, NEW YORK, NY (https://www.google.com/maps/place/140%20WEST%2031ST%20STREET,NEW%20YORK,NY)	Graph	1	\$57,500.00	\$57,500.00	\$57,500.00	\$57,500.00
Totals	Graph	1	\$57,500.00	\$57,500.00	\$57,500.00	\$57,500.00

Latitude: 40.748337 Longitude: -73.990039

Employer Name/Worksite Address	Graph	Count	Mean Wage	Median Wage	Lowest Wage	Highest Wage
GROUPM WORLDWIDE LLC, 132 31ST STREET, NEW YORK, NY (https://www.google.com/maps/place/132%2031ST%20STREET,NEW%20YORK,NY)	Graph	1	\$125,000.00	\$125,000.00	\$125,000.00	\$125,000.00
Totals	Graph	1	\$125,000.00	\$125,000.00	\$125,000.00	\$125,000.00

Latitude: 40.748362 Longitude: -73.988743

Employer Name/Worksite Address	Graph	Count	Mean Wage	Median Wage	Lowest Wage	Highest Wage
DXA STUDIO ARCHITECTURE PLLC, 894 6TH AVE, NEW YORK, NY (https://www.google.com/maps/place/894%206TH%20AVE,NEW%20YORK,NY)	Graph	1	\$59,000.00	\$59,000.00	\$59,000.00	\$59,000.00
DXA STUDIO PLLC, 894 6TH AVENUE, 5TH FLOOR, NEW YORK, NY (https://www.google.com/maps/place/894%206TH%20AVENUE,%205TH%20FLOOR,NEW%20YORK,NY)	Graph	1	\$50,000.00	\$50,000.00	\$50,000.00	\$50,000.00
WONDER WORKS CONSTRUCTION CORP., 894 6TH AVENUE, NEW YORK, NY (https://www.google.com/maps/place/894%206TH%20AVENUE,NEW%20YORK,NY)	Graph	1	\$65,000.00	\$65,000.00	\$65,000.00	\$65,000.00
DXA STUDIO ARCHITECTURE PLLC, 894 6TH AVENUE, 5TH FLOOR, NEW YORK, NY (https://www.google.com/maps/place/894%206TH%20AVENUE,%205TH%20FLOOR,NEW%20YORK,NY)	Graph	2	\$60,000.00	\$48,000.00	\$48,000.00	\$72,000.00
DXA STUDIO ARCHITECTURE PLLC, 894 6TH AVENUE, NEW YORK, NY (https://www.google.com/maps/place/894%206TH%20AVENUE,NEW%20YORK,NY)	Graph	3	\$82,500.00	\$82,500.00	\$82,500.00	\$82,500.00
Totals	Graph	8	\$67,687.50	\$65,000.00	\$48,000.00	\$82,500.00

Employer Name/Worksite Address	Graph	Count	Mean Wage	Median Wage	Lowest Wage	Highest Wage
DXA STUDIO ARCHITECTURE PLLC, 894 6TH AVENUE, 5TH FLOOR, NEW YORK, NY (https://www.google.com/maps/place/894%206TH%20AVENUE,%205TH%20FLOOR,NEW%20YORK,NY)	Graph	2	\$49,000.00	\$48,000.00	\$48,000.00	\$50,000.00
WONDER WORKS CONSTRUCTION CORP., 894 6TH AVENUE, NEW YORK, NY (https://www.google.com/maps/place/894%206TH%20AVENUE,NEW%20YORK,NY)	Graph	4	\$78,125.00	\$82,500.00	\$65,000.00	\$82,500.00
Totals	Graph	6	\$68,416.67	\$65,000.00	\$48,000.00	\$82,500.00

Latitude: 40.748378 Longitude: -73.984686

Employer Name/Worksite Address	Graph	Count	Mean Wage	Median Wage	Lowest Wage	Highest Wage
--------------------------------	-------	-------	-----------	-------------	-------------	--------------

Employer Name/Employer Address	Graph	Count	Mean Wage	Median Wage	Lowest Wage	Highest Wage
ALAC INTERNATIONAL INC., 350 FIFTH AVE., SUITE 3015, NEW YORK, NY (https://www.google.com/maps/place/350%20FIFTH%20AVE.,%20SUITE%203015,NEW%20YORK,NY)	Graph	1	\$100,000.00	\$100,000.00	\$100,000.00	\$100,000.00
ALLIANCE WORLDWIDE, INC., 350 FIFTH AVENUE, NEW YORK, NY (https://www.google.com/maps/place/350%20FIFTH%20AVENUE,NEW%20YORK,NY)	Graph	1	\$59,196.80	\$59,196.80	\$59,196.80	\$59,196.80
CITIZEN WATCH COMPANY OF AMERICA, INC., 350 FIFTH AVENUE, NEW YORK, NY (https://www.google.com/maps/place/350%20FIFTH%20AVENUE,NEW%20YORK,NY)	Graph	1	\$90,000.00	\$90,000.00	\$90,000.00	\$90,000.00
COTY US LLC, 350 5TH AVE., NEW YORK, NY (https://www.google.com/maps/place/350%205TH%20AVE.,NEW%20YORK,NY)	Graph	1	\$300,000.00	\$300,000.00	\$300,000.00	\$300,000.00
HANSEN TECHNOLOGIES NORTH AMERICA, INC., 350 FIFTH AVENUE, NEW YORK, NY (https://www.google.com/maps/place/350%20FIFTH%20AVENUE,NEW%20YORK,NY)	Graph	1	\$113,524.00	\$113,524.00	\$113,524.00	\$113,524.00
HFC PRESTIGE PRODUCTS INC., 350 FIFTH AVENUE, NEW YORK, NY (https://www.google.com/maps/place/350%20FIFTH%20AVENUE,NEW%20YORK,NY)	Graph	1	\$225,600.00	\$225,600.00	\$225,600.00	\$225,600.00
HUMAN RIGHTS FOUNDATION, INC., 350 FIFTH AVENUE, NEW YORK, NY (https://www.google.com/maps/place/350%20FIFTH%20AVENUE,NEW%20YORK,NY)	Graph	1	\$70,000.00	\$70,000.00	\$70,000.00	\$70,000.00
KATSU KAWASAKI, INC., 350 FIFTH AVENUE, NEW YORK, NY (https://www.google.com/maps/place/350%20FIFTH%20AVENUE,NEW%20YORK,NY)	Graph	1	\$66,000.00	\$66,000.00	\$66,000.00	\$66,000.00
LAW OFFICES OF JUNGMIN CHO, PC, 350 FIFTH AVENUE, SUITE 6115, NEW YORK, NY (https://www.google.com/maps/place/350%20FIFTH%20AVENUE,%20SUITE%206115,NEW%20YORK,NY)	Graph	1	\$56,160.00	\$56,160.00	\$56,160.00	\$56,160.00
NCE REALTY & CAPITAL GROUP, LLC, 350 FIFTH AVENUE, NEW YORK, NY (https://www.google.com/maps/place/350%20FIFTH%20AVENUE,NEW%20YORK,NY)	Graph	1	\$46,800.00	\$46,800.00	\$46,800.00	\$46,800.00
NIZA WORKS OF ARCHITECTURE PLLC, 350 5TH AVENUE, NEW YORK, NY (https://www.google.com/maps/place/350%205TH%20AVENUE,NEW%20YORK,NY)	Graph	1	\$38,896.00	\$38,896.00	\$38,896.00	\$38,896.00
NYC PSYCHOLOGY INC., 350 FIFTH AVENUE, 59TH FLOOR, NEW YORK, NY (https://www.google.com/maps/place/350%20FIFTH%20AVENUE,%2059TH%20FLOOR,NEW%20YORK,NY)	Graph	1	\$47,507.20	\$47,507.20	\$47,507.20	\$47,507.20
TAG FINANCIAL INSTITUTIONS GROUP, LLC, 350 FIFTH AVENUE, NEW YORK, NY (https://www.google.com/maps/place/350%20FIFTH%20AVENUE,NEW%20YORK,NY)	Graph	1	\$85,000.00	\$85,000.00	\$85,000.00	\$85,000.00
WORLD MONUMENTS FUND, INC., 350 FIFTH AVENUE, SUITE 2412, NEW YORK, NY (https://www.google.com/maps/place/350%20FIFTH%20AVENUE,%20SUITE%202412,NEW%20YORK,NY)	Graph	1	\$41,500.00	\$41,500.00	\$41,500.00	\$41,500.00
ALBERLEEN FAMILY OFFICE SOLUTIONS, LLC, 350 FIFTH AVENUE, NEW YORK, NY (https://www.google.com/maps/place/350%20FIFTH%20AVENUE,NEW%20YORK,NY)	Graph	2	\$63,500.00	\$59,000.00	\$59,000.00	\$68,000.00
FUNARO & CO.PC, 350 FIFTH AVE, NEW YORK, NY (https://www.google.com/maps/place/350%20FIFTH%20AVE,NEW%20YORK,NY)	Graph	2	\$62,725.50	\$56,451.00	\$56,451.00	\$69,000.00
SKANSKA USA BUILDING, INC., 350 FIFTH AVENUE, NEW YORK, NY (https://www.google.com/maps/place/350%20FIFTH%20AVENUE,NEW%20YORK,NY)	Graph	2	\$102,500.00	\$80,000.00	\$80,000.00	\$125,000.00
GBG USA INC., 350 FIFTH AVENUE, NEW YORK, NY (https://www.google.com/maps/place/350%20FIFTH%20AVENUE,NEW%20YORK,NY)	Graph	3	\$125,986.67	\$135,960.00	\$77,000.00	\$165,000.00
HUMAN RIGHTS WATCH, 350 FIFTH AVENUE, NEW YORK, NY (https://www.google.com/maps/place/350%20FIFTH%20AVENUE,NEW%20YORK,NY)	Graph	4	\$89,234.00	\$70,425.00	\$55,000.00	\$150,000.00
GBG USA, INC., 350 FIFTH AVENUE, NEW YORK, NY (https://www.google.com/maps/place/350%20FIFTH%20AVENUE,NEW%20YORK,NY)	Graph	5	\$72,712.00	\$52,000.00	\$42,000.00	\$156,060.00
GLOBAL TECHNOLOGY & INNOVATION INC., 350 5TH AVE. 59TH FLOOR, NEW YORK, NY (https://www.google.com/maps/place/350%20%205TH%20AVE.%2059TH%20FLOOR,NEW%20YORK,NY)	Graph	5	\$55,910.00	\$55,910.00	\$55,910.00	\$55,910.00
FUNARO & CO., P.C., 350 FIFTH AVENUE, NEW YORK, NY (https://www.google.com/maps/place/350%20FIFTH%20AVENUE,NEW%20YORK,NY)	Graph	6	\$55,765.00	\$55,765.00	\$55,765.00	\$55,765.00
TANISHA SYSTEMS INC, 350 5TH AVENUE, NEW YORK, NY (https://www.google.com/maps/place/350%205TH%20AVENUE,NEW%20YORK,NY)	Graph	6	\$63,833.33	\$60,000.00	\$60,000.00	\$70,000.00
COTY INC., 350 FIFTH AVENUE, NEW YORK, NY (https://www.google.com/maps/place/350%20FIFTH%20AVENUE,NEW%20YORK,NY)	Graph	9	\$136,055.56	\$144,900.00	\$110,000.00	\$144,900.00
SHUTTERSTOCK, INC., 350 FIFTH AVENUE, NEW YORK, NY (https://www.google.com/maps/place/350%20FIFTH%20AVENUE,NEW%20YORK,NY)	Graph	16	\$121,511.94	\$135,000.00	\$41,600.00	\$185,000.00
Totals	Graph	74	\$95,431.38	\$70,425.00	\$38,896.00	\$300,000.00

Employer Name/Worksite Address	Graph	Count	Mean Wage	Median Wage	Lowest Wage	Highest Wage
ACNOVATE CORPORATION, 350 5TH AVE, 6TH FLOOR, NEW YORK, NY (https://www.google.com/maps/place/350%205TH%20AVE,%206TH%20FLOOR,NEW%20YORK,NY)	Graph	1	\$72,000.00	\$72,000.00	\$72,000.00	\$72,000.00

Employer Name/Worksite Address	Graph	Count	Mean Wage	Median Wage	Lowest Wage	High Wa
ALAC INTERNATIONAL INC., 350 FIFTH AVE., SUITE 3015, NEW YORK, NY (https://www.google.com/maps/place/350%20FIFTH%20AVE.,%20SUITE%203015,NEW%20YORK,NY)	Graph	1	\$100,000.00	\$100,000.00	\$100,000.00	\$100,0
CORGAN ASSOCIATES, INC., 350 FIFTH AVENUE, SUITE 5401, NEW YORK, NY (https://www.google.com/maps/place/350%20FIFTH%20AVENUE,%20SUITE%205401,NEW%20YORK,NY)	Graph	1	\$55,000.00	\$55,000.00	\$55,000.00	\$55,0
DELVIOM, LLC, 350 FIFTH AVENUE 17TH FLOOR, NEW YORK, NY (https://www.google.com/maps/place/350%20FIFTH%20AVENUE%2017TH%20FLOOR,NEW%20YORK,NY)	Graph	1	\$60,000.00	\$60,000.00	\$60,000.00	\$60,0
DELVIOM, LLC, 350 FIFTH AVENUE, NEWYORK, NY (https://www.google.com/maps/place/350%20FIFTH%20AVENUE,NEWYORK,NY)	Graph	1	\$100,000.00	\$100,000.00	\$100,000.00	\$100,0
KUMARAN SYSTEMS, INC., 350 5TH AVENUE, NEW YORK CITY, NY (https://www.google.com/maps/place/350%205TH%20AVENUE,NEW%20YORK%20CITY,NY)	Graph	1	\$137,600.00	\$137,600.00	\$137,600.00	\$137,6
LAW OFFICES OF JUNGMIN CHO, PC, 350 FIFTH AVENUE, SUITE 6115, NEW YORK, NY (https://www.google.com/maps/place/350%20FIFTH%20AVENUE,%20SUITE%206115,NEW%20YORK,NY)	Graph	1	\$56,160.00	\$56,160.00	\$56,160.00	\$56,1
CYBERTHINK INC, 350 FIFTH AVENUE, 17TH FLOOR, NEW YORK, NY (https://www.google.com/maps/place/350%20FIFTH%20AVENUE,%2017TH%20FLOOR,NEW%20YORK,NY)	Graph	2	\$83,000.00	\$75,000.00	\$75,000.00	\$91,0
LINKEDIN CORPORATION, 350 FIFTH AVE., NEW YORK, NY (https://www.google.com/maps/place/350%20FIFTH%20AVE.,NEW%20YORK,NY)	Graph	2	\$147,814.00	\$110,300.00	\$110,300.00	\$185,3
QATAR AIRWAYS, 350 5TH AVE., NEW YORK, NY (https://www.google.com/maps/place/350%205TH%20AVE.,NEW%20YORK,NY)	Graph	2	\$102,750.00	\$80,400.00	\$80,400.00	\$125,1
EMPIRE VALUATION CONSULTANTS INC., 350 FIFTH AVE, NEW YORK, NY (https://www.google.com/maps/place/350%20FIFTH%20AVE,NEW%20YORK,NY)	Graph	3	\$101,153.33	\$98,000.00	\$95,160.00	\$110,3
ACCENTURE LLP, 350 5TH AVE, NEW YORK, NY (https://www.google.com/maps/place/350%205TH%20AVE,NEW%20YORK,NY)	Graph	5	\$98,720.00	\$104,936.00	\$84,864.00	\$114,0
GLOBAL TECHNOLOGY & INNOVATION INC., 350 5TH AVE. 59TH FLOOR, NEW YORK, NY (https://www.google.com/maps/place/350%20%205TH%20AVE.%20%2059TH%20FLOOR,NEW%20YORK,NY)	Graph	5	\$55,910.00	\$55,910.00	\$55,910.00	\$55,9
ERNST & YOUNG U.S. LLP, 350 5TH AVENUE, NEW YORK, NY (https://www.google.com/maps/place/350%205TH%20AVENUE,NEW%20YORK,NY)	Graph	9	\$99,200.11	\$75,000.00	\$54,000.00	\$180,0
LINKEDIN CORPORATION, 350 FIFTH AVENUE (25TH FLOOR), NEW YORK, NY (https://www.google.com/maps/place/350%20FIFTH%20AVENUE%20(25TH%20FLOOR),NEW%20YORK,NY)	Graph	21	\$94,500.00	\$94,500.00	\$94,500.00	\$94,5
PROTEGE, LLC, 350 FIFTH AVENUE, NEW YORK, NY (https://www.google.com/maps/place/350%20FIFTH%20AVENUE,NEW%20YORK,NY)	Graph	61	\$103,556.98	\$100,000.00	\$41,500.00	\$225,6
Totals	Graph	117	\$98,451.07	\$94,500.00	\$41,500.00	\$225,6

Latitude: 40.748416 Longitude: -73.974696

Employer Name/Worksite Address	Graph	Count	Mean Wage	Median Wage	Lowest Wage	Highest Wage
NEW LEGACY GROUP, LLC, 275 MADISON AVENUE, NEW YORK, NY (https://www.google.com/maps/place/275%20MADISON%20AVENUE,NEW%20YORK,NY)	Graph	1	\$60,000.00	\$60,000.00	\$60,000.00	\$60,000.00
Totals	Graph	1	\$60,000.00	\$60,000.00	\$60,000.00	\$60,000.00

Latitude: 40.748418 Longitude: -73.938977

Employer Name/Worksite Address	Graph	Count	Mean Wage	Median Wage	Lowest Wage	Highest Wage
THE VOREA CONSTRUCTION COMPANIES LLC, 23-20 JACKSON AVE, LONG ISLAND CITY, NY (https://www.google.com/maps/place/23-20%20JACKSON%20AVE,LONG%20ISLAND%20CITY,NY)	Graph	1	\$60,000.00	\$60,000.00	\$60,000.00	\$60,000.00
Totals	Graph	1	\$60,000.00	\$60,000.00	\$60,000.00	\$60,000.00

Latitude: 40.748438 Longitude: -73.416692

Employer Name/Employer Address	Graph	Count	Mean Wage	Median Wage	Lowest Wage	Highest Wage
JOHNSTONE SUPPLY DBA B & F ELECTRIC MOTORS, INC, 135 SCHMITT BLVD., FARMINGDALE, NY (https://www.google.com/maps/place/135%20SCHMITT%20BLVD.,FARMINGDALE,NY)	Graph	1	\$45,760.00	\$45,760.00	\$45,760.00	\$45,760.00

Employer Name/Employer Address	Graph	Count	Mean Wage	Median Wage	Lowest Wage	Highest Wage
Totals	Graph	1	\$45,760.00	\$45,760.00	\$45,760.00	\$45,760.00

Employer Name/Worksite Address	Graph	Count	Mean Wage	Median Wage	Lowest Wage	Highest Wage
JOHNSTONE SUPPLY DBA B & F ELECTRIC MOTORS, INC., 135 SCHMITT BLVD., FARMINGDALE, NY (https://www.google.com/maps/place/135%20SCHMITT%20BLVD.,FARMINGDALE,NY)	Graph	1	\$45,760.00	\$45,760.00	\$45,760.00	\$45,760.00
Totals	Graph	1	\$45,760.00	\$45,760.00	\$45,760.00	\$45,760.00

Latitude: 40.748442 Longitude: -73.419263

Employer Name/Employer Address	Graph	Count	Mean Wage	Median Wage	Lowest Wage	Highest Wage
HERITAGE MECHANICAL SERVICES, INC., 70 SCHMITT BOULEVARD, FARMINGDALE, NY (https://www.google.com/maps/place/70%20SCHMITT%20BOULEVARD,FARMINGDALE,NY)	Graph	1	\$51,520.00	\$51,520.00	\$51,520.00	\$51,520.00
Totals	Graph	1	\$51,520.00	\$51,520.00	\$51,520.00	\$51,520.00

Employer Name/Worksite Address	Graph	Count	Mean Wage	Median Wage	Lowest Wage	Highest Wage
HERITAGE MECHANICAL SERVICES, INC., 70 SCHMITT BOULEVARD, FARMINGDALE, NY (https://www.google.com/maps/place/70%20SCHMITT%20BOULEVARD,FARMINGDALE,NY)	Graph	1	\$51,520.00	\$51,520.00	\$51,520.00	\$51,520.00
Totals	Graph	1	\$51,520.00	\$51,520.00	\$51,520.00	\$51,520.00

Latitude: 40.748453 Longitude: -73.994159

Employer Name/Employer Address	Graph	Count	Mean Wage	Median Wage	Lowest Wage	Highest Wage
STUDIO GAIA, 245 WEST 29TH STREET, NEW YORK, NY (https://www.google.com/maps/place/245%20WEST%2029TH%20STREET,NEW%20YORK,NY)	Graph	1	\$70,000.00	\$70,000.00	\$70,000.00	\$70,000.00
Totals	Graph	1	\$70,000.00	\$70,000.00	\$70,000.00	\$70,000.00

Employer Name/Worksite Address	Graph	Count	Mean Wage	Median Wage	Lowest Wage	Highest Wage
STUDIO GAIA, 245 WEST 29TH STREET, NEW YORK, NY (https://www.google.com/maps/place/245%20WEST%2029TH%20STREET,NEW%20YORK,NY)	Graph	1	\$70,000.00	\$70,000.00	\$70,000.00	\$70,000.00
Totals	Graph	1	\$70,000.00	\$70,000.00	\$70,000.00	\$70,000.00

Latitude: 40.748454 Longitude: -73.999817

Employer Name/Worksite Address	Graph	Count	Mean Wage	Median Wage	Lowest Wage	Highest Wage
SIGMA SOFTWARE LLC, 75 NINTH AVENUE, NEW YORK, NY (https://www.google.com/maps/place/75%20NINTH%20AVENUE,NEW%20YORK,NY)	Graph	1	\$64,813.00	\$64,813.00	\$64,813.00	\$64,813.00
TAVANT TECHNOLOGIES, INC., 75 9TH AVENUE, NEW YORK, NY (https://www.google.com/maps/place/75%209TH%20AVENUE,NEW%20YORK,NY)	Graph	1	\$112,400.00	\$112,400.00	\$112,400.00	\$112,400.00
Totals	Graph	2	\$88,606.50	\$64,813.00	\$64,813.00	\$112,400.00

Latitude: 40.748454 Longitude: -73.68498

Employer Name/Employer Address	Graph	Count	Mean Wage	Median Wage	Lowest Wage	Highest Wage
HEALING TOUCH PHYSICAL THERAPY & REHABILITATION, 1605 HILLSIDE AVE., NEW HYDE PARK, NY (https://www.google.com/maps/place/1605%20HILLSIDE%20AVE.,NEW%20HYDE%20PARK,NY)	Graph	1	\$67,000.00	\$67,000.00	\$67,000.00	\$67,000.00

Employer Name/Employer Address	Graph	Count	Mean Wage	Median Wage	Lowest Wage	Highest Wage
Totals	Graph	1	\$67,000.00	\$67,000.00	\$67,000.00	\$67,000.00

Employer Name/Worksite Address	Graph	Count	Mean Wage	Median Wage	Lowest Wage	Highest Wage
HEALING TOUCH PHYSICAL THERAPY & REHABILITATION, 1605 HILLSIDE AVE., NEW HYDE PARK, NY (https://www.google.com/maps/place/1605%20HILLSIDE%20AVE.,NEW%20HYDE%20PARK,NY)	Graph	1	\$67,000.00	\$67,000.00	\$67,000.00	\$67,000.00
Totals	Graph	1	\$67,000.00	\$67,000.00	\$67,000.00	\$67,000.00

Latitude: 40.748474 Longitude: -74.004136

Employer Name/Employer Address	Graph	Count	Mean Wage	Median Wage	Lowest Wage	Highest Wage
BOURKE STREET BAKERY LLC, 508 W. 24TH STREET, NEW YORK CITY, NY (https://www.google.com/maps/place/508%20W.%2024TH%20STREET,NEW%20YORK%20CITY,NY)	Graph	2	\$91,668.00	\$63,336.00	\$63,336.00	\$120,000.00
Totals	Graph	2	\$91,668.00	\$63,336.00	\$63,336.00	\$120,000.00

Employer Name/Worksite Address	Graph	Count	Mean Wage	Median Wage	Lowest Wage	Highest Wage
BOURKE STREET BAKERY LLC, 508 W. 24TH STREET, NEW YORK CITY, NY (https://www.google.com/maps/place/508%20W.%2024TH%20STREET,NEW%20YORK%20CITY,NY)	Graph	2	\$91,668.00	\$63,336.00	\$63,336.00	\$120,000.00
Totals	Graph	2	\$91,668.00	\$63,336.00	\$63,336.00	\$120,000.00

Latitude: 40.748482 Longitude: -73.980238

Employer Name/Employer Address	Graph	Count	Mean Wage	Median Wage	Lowest Wage	Highest Wage
NATIONAL VIP CENTERS MANAGEMENT LLC, 41 PARK AVENUE, NEW YORK, NY (https://www.google.com/maps/place/41%20PARK%20AVENUE,NEW%20YORK,NY)	Graph	1	\$42,000.00	\$42,000.00	\$42,000.00	\$42,000.00
Totals	Graph	1	\$42,000.00	\$42,000.00	\$42,000.00	\$42,000.00

Employer Name/Worksite Address	Graph	Count	Mean Wage	Median Wage	Lowest Wage	Highest Wage
NATIONAL VIP CENTERS MANAGEMENT LLC, 41 PARK AVENUE, NEW YORK, NY (https://www.google.com/maps/place/41%20PARK%20AVENUE,NEW%20YORK,NY)	Graph	1	\$42,000.00	\$42,000.00	\$42,000.00	\$42,000.00
Totals	Graph	1	\$42,000.00	\$42,000.00	\$42,000.00	\$42,000.00

Latitude: 40.7485 Longitude: -73.984434

Employer Name/Worksite Address	Graph	Count	Mean Wage	Median Wage	Lowest Wage	Highest Wage
ERNST & YOUNG U.S. LLP, 350 5TH AVE, NEW YORK, NY (https://www.google.com/maps/place/350%205TH%20AVE,NEW%20YORK,NY)	Graph	2	\$100,750.00	\$65,000.00	\$65,000.00	\$136,500.00
EXECUTIVE SOFTWARE GUILD, INC, 350 5TH AVENUE, NEW YORK, NY (https://www.google.com/maps/place/350%205TH%20AVENUE,NEW%20YORK,NY)	Graph	2	\$62,406.50	\$60,000.00	\$60,000.00	\$64,813.00
Totals	Graph	4	\$81,578.25	\$64,813.00	\$60,000.00	\$136,500.00

Latitude: 40.748505 Longitude: -74.005839

Employer Name/Employer Address	Graph	Count	Mean Wage	Median Wage	Lowest Wage	Highest Wage
NOODLE PARTNERS INC., 59 CHELSEA PIERS, NEW YORK, NY (https://www.google.com/maps/place/59%20CHELSEA%20PIERS,NEW%20YORK,NY)	Graph	1	\$95,000.00	\$95,000.00	\$95,000.00	\$95,000.00

Employer Name/Employer Address	Graph	Count	Mean Wage	Median Wage	Lowest Wage	Highest Wage
NOODLE PROS LLC, 59 CHELSEA PIERS, NEW YORK, NY (https://www.google.com/maps/place/59%20CHELSEA%20PIERS,NEW%20YORK,NY)	Graph	1	\$80,000.00	\$80,000.00	\$80,000.00	\$80,000.00
NOODLE MARKETS, INC., 59 CHELSEA PIERS, NEW YORK, NY (https://www.google.com/maps/place/59%20CHELSEA%20PIERS,NEW%20YORK,NY)	Graph	2	\$92,500.00	\$92,500.00	\$92,500.00	\$92,500.00
Totals	Graph	4	\$90,000.00	\$92,500.00	\$80,000.00	\$95,000.00

Employer Name/Worksite Address	Graph	Count	Mean Wage	Median Wage	Lowest Wage	Highest Wage
2U, INC., 60 CHELSEA PIERS, NEW YORK, NY (https://www.google.com/maps/place/60%20CHELSEA%20PIERS,NEW%20YORK,NY)	Graph	1	\$114,220.00	\$114,220.00	\$114,220.00	\$114,220.00
NOODLE MARKETS, INC., 59 CHELSEA PIERS, NEW YORK, NY (https://www.google.com/maps/place/59%20CHELSEA%20PIERS,NEW%20YORK,NY)	Graph	5	\$107,000.00	\$92,500.00	\$80,000.00	\$135,000.00
Totals	Graph	6	\$108,203.33	\$92,500.00	\$80,000.00	\$135,000.00

Latitude: 40.748524 Longitude: -73.952137

Employer Name/Worksite Address	Graph	Count	Mean Wage	Median Wage	Lowest Wage	Highest Wage
NEW YORK BLOOD CENTER, 45-01 VERNON BOULEVARD, LONG ISLAND CITY, NY (https://www.google.com/maps/place/45-01%20VERNON%20BOULEVARD,LONG%20ISLAND%20CITY,NY)	Graph	1	\$83,558.75	\$83,558.75	\$83,558.75	\$83,558.75
Totals	Graph	1	\$83,558.75	\$83,558.75	\$83,558.75	\$83,558.75

Latitude: 40.748525 Longitude: -73.992341

Employer Name/Employer Address	Graph	Count	Mean Wage	Median Wage	Lowest Wage	Highest Wage
GOURMET MARKETING LLC, 307 7TH AVENUE, NEW YORK, NY (https://www.google.com/maps/place/307%207TH%20AVENUE,NEW%20YORK,NY)	Graph	1	\$65,000.00	\$65,000.00	\$65,000.00	\$65,000.00
SHELTERING ARMS CHILDREN'S AND FAMILY SERVICES, INC., 305 7TH AVENUE, NEW YORK, NY (https://www.google.com/maps/place/305%207TH%20AVENUE,NEW%20YORK,NY)	Graph	1	\$59,113.60	\$59,113.60	\$59,113.60	\$59,113.60
SLATE PR, LLC, 307 7TH AVENUE, NEW YORK, NY (https://www.google.com/maps/place/307%207TH%20AVENUE,NEW%20YORK,NY)	Graph	1	\$37,000.00	\$37,000.00	\$37,000.00	\$37,000.00
C3D ARCHITECTURE PLLC, 307 7TH AVENUE, NEW YORK, NY (https://www.google.com/maps/place/307%207TH%20AVENUE,NEW%20YORK,NY)	Graph	2	\$45,000.00	\$40,000.00	\$40,000.00	\$50,000.00
FRAME.IO INC., 307 7TH AVENUE, NEW YORK, NY (https://www.google.com/maps/place/307%207TH%20AVENUE,NEW%20YORK,NY)	Graph	2	\$163,389.50	\$150,000.00	\$150,000.00	\$176,779.00
Totals	Graph	7	\$82,556.09	\$59,113.60	\$37,000.00	\$176,779.00

Employer Name/Worksite Address	Graph	Count	Mean Wage	Median Wage	Lowest Wage	Highest Wage
C3D ARCHITECTURE PLLC, 307 7TH AVE, NEW YORK, NY (https://www.google.com/maps/place/307%207TH%20AVE,NEW%20YORK,NY)	Graph	1	\$50,000.00	\$50,000.00	\$50,000.00	\$50,000.00
SHELTERING ARMS CHILDREN'S AND FAMILY SERVICES, INC., 305 7TH AVENUE, NEW YORK, NY (https://www.google.com/maps/place/305%207TH%20AVENUE,NEW%20YORK,NY)	Graph	1	\$59,113.60	\$59,113.60	\$59,113.60	\$59,113.60
C3D ARCHITECTURE PLLC, 307 7TH AVENUE, NEW YORK, NY (https://www.google.com/maps/place/307%207TH%20AVENUE,NEW%20YORK,NY)	Graph	6	\$86,262.63	\$48,796.80	\$37,000.00	\$176,779.00
Totals	Graph	8	\$78,336.18	\$50,000.00	\$37,000.00	\$176,779.00

Latitude: 40.748541 Longitude: -73.890743

Employer Name/Employer Address	Graph	Count	Mean Wage	Median Wage	Lowest Wage	Highest Wage
--------------------------------	-------	-------	-----------	-------------	-------------	--------------

Employer Name/Employer Address	Graph	Count	Mean Wage	Median Wage	Lowest Wage	Highest Wage
SILVIA A BEVILACOVA P.C., 37-21 75TH ST, SUITE 2, JACKSON HEIGHTS, NY (https://www.google.com/maps/place/37-21%2075TH%20ST,%20SUITE%202,JACKSON%20HEIGHTS,NY)	Graph	1	\$58,240.00	\$58,240.00	\$58,240.00	\$58,240.00
Totals	Graph	1	\$58,240.00	\$58,240.00	\$58,240.00	\$58,240.00

Employer Name/Worksite Address	Graph	Count	Mean Wage	Median Wage	Lowest Wage	Highest Wage
SILVIA A BEVILACOVA P.C., 37-21 75TH STREET, SUITE 2, JACKSON HEIGHTS, NY (https://www.google.com/maps/place/37-21%2075TH%20STREET,%20SUITE%202,JACKSON%20HEIGHTS,NY)	Graph	1	\$58,240.00	\$58,240.00	\$58,240.00	\$58,240.00
Totals	Graph	1	\$58,240.00	\$58,240.00	\$58,240.00	\$58,240.00

Latitude: 40.748545 Longitude: -73.972987

Employer Name/Employer Address	Graph	Count	Mean Wage	Median Wage	Lowest Wage	Highest Wage
VENDIOLA & PEREZ LLP, 305 EAST 40TH STREET, NEW YORK, NY (https://www.google.com/maps/place/305%20EAST%2040TH%20STREET,NEW%20YORK,NY)	Graph	1	\$55,764.80	\$55,764.80	\$55,764.80	\$55,764.80
Totals	Graph	1	\$55,764.80	\$55,764.80	\$55,764.80	\$55,764.80

Employer Name/Worksite Address	Graph	Count	Mean Wage	Median Wage	Lowest Wage	Highest Wage
VENDIOLA & PEREZ LLP, 305 EAST 40TH STREET, NEW YORK, NY (https://www.google.com/maps/place/305%20EAST%2040TH%20STREET,NEW%20YORK,NY)	Graph	1	\$55,764.80	\$55,764.80	\$55,764.80	\$55,764.80
Totals	Graph	1	\$55,764.80	\$55,764.80	\$55,764.80	\$55,764.80

Latitude: 40.748545 Longitude: -73.949275

Employer Name/Employer Address	Graph	Count	Mean Wage	Median Wage	Lowest Wage	Highest Wage
ALTANOVA, LLC, 11-05 44TH DR, LONG ISLAND CITY, NY (https://www.google.com/maps/place/11-05%2044TH%20DR,LONG%20ISLAND%20CITY,NY)	Graph	1	\$58,385.60	\$58,385.60	\$58,385.60	\$58,385.60
ALTANOVA, LLC, 11-05 44TH DRIVE, LONG ISLAND CITY, NY (https://www.google.com/maps/place/11-05%2044TH%20DRIVE,LONG%20ISLAND%20CITY,NY)	Graph	1	\$75,250.00	\$75,250.00	\$75,250.00	\$75,250.00
NEW YORK TEMPERATURE CONTROLS, INC., 11-05 44TH DRIVE, 2ND FLOOR, LONG ISLAND CITY, NY (https://www.google.com/maps/place/11-05%2044TH%20DRIVE,%202ND%20FLOOR,LONG%20ISLAND%20CITY,NY)	Graph	1	\$72,467.20	\$72,467.20	\$72,467.20	\$72,467.20
Totals	Graph	3	\$68,700.93	\$72,467.20	\$58,385.60	\$75,250.00

Employer Name/Worksite Address	Graph	Count	Mean Wage	Median Wage	Lowest Wage	Highest Wage
ALTANOVA, LLC, 11-05 44TH DR, LONG ISLAND CITY, NY (https://www.google.com/maps/place/11-05%2044TH%20DR,LONG%20ISLAND%20CITY,NY)	Graph	1	\$58,385.60	\$58,385.60	\$58,385.60	\$58,385.60
NEW YORK TEMPERATURE CONTROLS, INC., 11-05 44TH DRIVE, 2ND FLOOR, LONG ISLAND CITY, NY (https://www.google.com/maps/place/11-05%2044TH%20DRIVE,%202ND%20FLOOR,LONG%20ISLAND%20CITY,NY)	Graph	1	\$72,467.20	\$72,467.20	\$72,467.20	\$72,467.20
Totals	Graph	2	\$65,426.40	\$58,385.60	\$58,385.60	\$72,467.20

Latitude: 40.748563 Longitude: -73.982459

Employer Name/Employer Address	Graph	Count	Mean Wage	Median Wage	Lowest Wage	Highest Wage
IMAGINEER TECHNOLOGY GROUP LLC, 200 MADISON AVENUE STE 2225, NEW YORK, NY (https://www.google.com/maps/place/200%20MADISON%20AVENUE%20STE%202225,NEW%20YORK,NY)	Graph	1	\$70,720.00	\$70,720.00	\$70,720.00	\$70,720.00

Employer Name/Employer Address	Graph	Count	Mean Wage	Median Wage	Lowest Wage	Highest Wage
ROCHE BOBOIS USA LTD, 200 MADISON AVENUE, NEW YORK, NY (https://www.google.com/maps/place/200%20MADISON%20AVENUE,NEW%20YORK,NY)	Graph	1	\$55,765.00	\$55,765.00	\$55,765.00	\$55,765.00
ROSE ASSOCIATES, INC, 200 MADISON AVENUE, NEW YORK, NY (https://www.google.com/maps/place/200%20MADISON%20AVENUE,NEW%20YORK,NY)	Graph	1	\$90,000.00	\$90,000.00	\$90,000.00	\$90,000.00
HAVAS HEALTH, INC., 200 MADISON AVENUE, NEW YORK, NY (https://www.google.com/maps/place/200%20MADISON%20AVENUE,NEW%20YORK,NY)	Graph	3	\$105,000.00	\$105,000.00	\$58,000.00	\$152,000.00
Totals	Graph	6	\$88,580.83	\$70,720.00	\$55,765.00	\$152,000.00

Employer Name/Worksite Address	Graph	Count	Mean Wage	Median Wage	Lowest Wage	High Wa
BARCLAIS CPA, LLC, 200 MADISON AVENUE, SUITE 1901, NEW YORK, NY (https://www.google.com/maps/place/200%20MADISON%20AVENUE,%20SUITE%201901,NEW%20YORK,NY)	Graph	1	\$57,000.00	\$57,000.00	\$57,000.00	\$57,000.00
EATEAM, INC., 200 MADISON AVENUE,, NEW YORK, NY (https://www.google.com/maps/place/200%20MADISON%20AVENUE,,NEW%20YORK,NY)	Graph	1	\$64,813.00	\$64,813.00	\$64,813.00	\$64,813.00
ROCHE BOBOIS USA LTD, 200 MADISON AVENUE, NY, NY (https://www.google.com/maps/place/200%20MADISON%20AVENUE,NY,NY)	Graph	1	\$55,765.00	\$55,765.00	\$55,765.00	\$55,765.00
ROSE ASSOCIATES, INC, 200 MADISON AVE., NEW YORK, NY (https://www.google.com/maps/place/200%20MADISON%20AVE.,NEW%20YORK,NY)	Graph	1	\$90,000.00	\$90,000.00	\$90,000.00	\$90,000.00
IMAGINEER TECHNOLOGY GROUP LLC, 200 MADISON AVENUE STE 2225, NEW YORK, NY (https://www.google.com/maps/place/200%20MADISON%20AVENUE%20STE%202225,NEW%20YORK,NY)	Graph	2	\$70,720.00	\$70,720.00	\$70,720.00	\$70,720.00
DELOITTE CONSULTING LLP, 200 MADISON AVE, NEW YORK, NY (https://www.google.com/maps/place/200%20MADISON%20AVE,NEW%20YORK,NY)	Graph	3	\$107,266.00	\$107,266.00	\$107,266.00	\$107,266.00
HAVAS HEALTH, INC., 200 MADISON AVENUE, NEW YORK, NY (https://www.google.com/maps/place/200%20MADISON%20AVENUE,NEW%20YORK,NY)	Graph	3	\$105,000.00	\$105,000.00	\$58,000.00	\$152,000.00
Totals	Graph	12	\$87,151.33	\$70,720.00	\$55,765.00	\$152,000.00

Latitude: 40.748578 Longitude: -73.985068

Employer Name/Worksite Address	Graph	Count	Mean Wage	Median Wage	Lowest Wage	Highest Wage
AMAZON CORPORATE LLC, 7W 34TH STREET, NEW YORK, NY (https://www.google.com/maps/place/7W%2034TH%20STREET,NEW%20YORK,NY)	Graph	2	\$123,500.00	\$115,000.00	\$115,000.00	\$132,000.00
Totals	Graph	2	\$123,500.00	\$115,000.00	\$115,000.00	\$132,000.00

Latitude: 40.748589 Longitude: -73.992914

Employer Name/Employer Address	Graph	Count	Mean Wage	Median Wage	Lowest Wage	Highest Wage
MODUS OPERATIONS LLC, 208 W 30TH STREET, NEW YORK, NY (https://www.google.com/maps/place/208%20W%2030TH%20STREET,NEW%20YORK,NY)	Graph	1	\$150,000.00	\$150,000.00	\$150,000.00	\$150,000.00
Totals	Graph	1	\$150,000.00	\$150,000.00	\$150,000.00	\$150,000.00

Employer Name/Worksite Address	Graph	Count	Mean Wage	Median Wage	Lowest Wage	
ARCHSTONE BUILDERS LLC, 212 WEST 30TH STREET, SUITE 1003, NEW YORK, NY (https://www.google.com/maps/place/212%20WEST%2030TH%20STREET,%20SUITE%201003,NEW%20YORK,NY)	Graph	1	\$115,000.00	\$115,000.00	\$115,000.00	\$
MODUS OPERATIONS LLC, 208 W 30TH STREET, NEW YORK, NY (https://www.google.com/maps/place/208%20W%2030TH%20STREET,NEW%20YORK,NY)	Graph	1	\$150,000.00	\$150,000.00	\$150,000.00	\$
Totals	Graph	2	\$132,500.00	\$115,000.00	\$115,000.00	\$

Latitude: 40.748615 Longitude: -73.892598

Employer Name/Employer Address	Graph	Count	Mean Wage	Median Wage	Lowest Wage	Highest Wage

Employer Name/Employer Address	Graph	Count	Mean Wage	Median Wage	Lowest Wage	Highest Wage
CAPTOR USA INC, 37-15 73RD STREET, JACKSON HEIGHTS, NY (https://www.google.com/maps/place/37-15%2073RD%20STREET,JACKSON%20HEIGHTS,NY)	Graph	1	\$79,892.80	\$79,892.80	\$79,892.80	\$79,892.80
Totals	Graph	1	\$79,892.80	\$79,892.80	\$79,892.80	\$79,892.80

Employer Name/Worksite Address	Graph	Count	Mean Wage	Median Wage	Lowest Wage	Highest Wage
CAPTOR USA INC, 37-15 73RD STREET, JACKSON HEIGHTS, NY (https://www.google.com/maps/place/37-15%2073RD%20STREET,JACKSON%20HEIGHTS,NY)	Graph	1	\$79,892.80	\$79,892.80	\$79,892.80	\$79,892.80
Totals	Graph	1	\$79,892.80	\$79,892.80	\$79,892.80	\$79,892.80

Latitude: 40.748624 Longitude: -73.811409

Employer Name/Employer Address	Graph	Count	Mean Wage	Median Wage	Lowest Wage	Highest Wage
CHINA AMERICA FRIENDSHIP ASSOCIATION IN USA INC, 143-40 QUINCE AVENUE, FLUSHING, NY (https://www.google.com/maps/place/143-40%20QUINCE%20AVENUE,FLUSHING,NY)	Graph	3	\$52,104.00	\$46,675.20	\$46,675.20	\$62,961.60
Totals	Graph	3	\$52,104.00	\$46,675.20	\$46,675.20	\$62,961.60

Employer Name/Worksite Address	Graph	Count	Mean Wage	Median Wage	Lowest Wage	Highest Wage
CHINA AMERICA FRIENDSHIP ASSOCIATION IN USA INC, 143-40 QUINCE AVENUE, FLUSHING, NY (https://www.google.com/maps/place/143-40%20QUINCE%20AVENUE,FLUSHING,NY)	Graph	3	\$52,104.00	\$46,675.20	\$46,675.20	\$62,961.60
Totals	Graph	3	\$52,104.00	\$46,675.20	\$46,675.20	\$62,961.60

Latitude: 40.748629 Longitude: -73.985844

Employer Name/Worksite Address	Graph	Count	Mean Wage	Median Wage	Lowest Wage	Highest Wage
SAM SCHWARTZ ENGINEERING, D.P.C., 322 8TH AVENUE, NEW YORK, NY (https://www.google.com/maps/place/322%208TH%20AVENUE,NEW%20YORK,NY)	Graph	1	\$55,000.00	\$55,000.00	\$55,000.00	\$55,000.00
Totals	Graph	1	\$55,000.00	\$55,000.00	\$55,000.00	\$55,000.00

Latitude: 40.74863 Longitude: -73.946315

Employer Name/Employer Address	Graph	Count	Mean Wage	Median Wage	Lowest Wage	Highest Wage
ATELIER NEW YORK ARCHITECTURE PC, 21-34 44TH ROAD, LONG ISLAND CITY, NY (https://www.google.com/maps/place/21-34%2044TH%20ROAD,LONG%20ISLAND%20CITY,NY)	Graph	4	\$55,000.00	\$50,000.00	\$50,000.00	\$60,000.00
Totals	Graph	4	\$55,000.00	\$50,000.00	\$50,000.00	\$60,000.00

Employer Name/Worksite Address	Graph	Count	Mean Wage	Median Wage	Lowest Wage	Highest Wage
ATELIER NEW YORK ARCHITECTURE PC, 21-34 44TH ROAD, LONG ISLAND CITY, NY (https://www.google.com/maps/place/21-34%2044TH%20ROAD,LONG%20ISLAND%20CITY,NY)	Graph	4	\$55,000.00	\$50,000.00	\$50,000.00	\$60,000.00
Totals	Graph	4	\$55,000.00	\$50,000.00	\$50,000.00	\$60,000.00

Latitude: 40.748631 Longitude: -73.989167

Employer Name/Employer Address	Graph	Count	Mean Wage	Median Wage	Lowest Wage	Highest Wage
--------------------------------	-------	-------	-----------	-------------	-------------	--------------

Employer Name/Employer Address	Graph	Count	Mean Wage	Median Wage	Lowest Wage	Highest Wage
BELSTONE CAPITAL LLC, 106 W.32 STREET, NEW YORK, NY (https://www.google.com/maps/place/106%20W.32%20STREET,NEW%20YORK,NY)	Graph	1	\$85,218.00	\$85,218.00	\$85,218.00	\$85,218.00
VEEJAY ASSOCIATES INC., 106 WEST 32ND STREET, NEW YORK, NY (https://www.google.com/maps/place/106%20WEST%20%2032ND%20STREET,NEW%20YORK,NY)	Graph	1	\$90,000.00	\$90,000.00	\$90,000.00	\$90,000.00
ANT YAPI NEW YORK LLC, 106 W 32ND STREET, NEW YORK, NY (https://www.google.com/maps/place/106%20W%20%2032ND%20STREET,NEW%20YORK,NY)	Graph	2	\$170,000.00	\$120,000.00	\$120,000.00	\$220,000.00
VEEJAY ASSOCIATES INC., 106 WEST 32ND STREET, NEW YORK, NY (https://www.google.com/maps/place/106%20WEST%20%2032ND%20STREET,NEW%20YORK,NY)	Graph	4	\$85,250.00	\$86,000.00	\$75,000.00	\$90,000.00
Totals	Graph	8	\$107,027.25	\$90,000.00	\$75,000.00	\$220,000.00

Employer Name/Worksite Address	Graph	Count	Mean Wage	Median Wage	Lowest Wage	Highest Wage
PELLUCID ANALYTICS INC., 106 WEST 32ND STREET, NEW YORK, NY (https://www.google.com/maps/place/106%20WEST%20%2032ND%20STREET,NEW%20YORK,NY)	Graph	1	\$600,000.00	\$600,000.00	\$600,000.00	\$600,000.00
Totals	Graph	1	\$600,000.00	\$600,000.00	\$600,000.00	\$600,000.00

Latitude: 40.748644 Longitude: -73.988043

Employer Name/Employer Address	Graph	Count	Mean Wage	Median Wage	Lowest Wage	Highest Wage
DANIEL J. PARK, C.P.A., P.C., 1270 BROADWAY, SUITE 305, NEW YORK, NY (https://www.google.com/maps/place/1270%20BROADWAY,%20SUITE%20305,NEW%20YORK,NY)	Graph	1	\$55,764.80	\$55,764.80	\$55,764.80	\$55,764.80
RAY BUILDERS INC., 1270 BROADWAY, NEW YORK, NY (https://www.google.com/maps/place/1270%20BROADWAY,NEW%20YORK,NY)	Graph	1	\$70,000.00	\$70,000.00	\$70,000.00	\$70,000.00
THE PIACENTE GROUP, INC., 1270 BROADWAY, NEW YORK, NY (https://www.google.com/maps/place/1270%20BROADWAY,NEW%20YORK,NY)	Graph	1	\$75,833.42	\$75,833.42	\$75,833.42	\$75,833.42
USA SILVER INC., 1270 BROADWAY, NEW YORK, NY (https://www.google.com/maps/place/1270%20BROADWAY,NEW%20YORK,NY)	Graph	1	\$65,000.00	\$65,000.00	\$65,000.00	\$65,000.00
S&C INTERNATIONAL, INC., 1270 BROADWAY, NEW YORK, NY (https://www.google.com/maps/place/1270%20BROADWAY,NEW%20YORK,NY)	Graph	2	\$55,712.80	\$54,080.00	\$54,080.00	\$57,345.60
STREET DILIGENCE, INC., 1270 BROADWAY, NEW YORK, NY (https://www.google.com/maps/place/1270%20BROADWAY,NEW%20YORK,NY)	Graph	2	\$107,500.00	\$100,000.00	\$100,000.00	\$115,000.00
THE PIACENTE GROUP, INC., 1270 BROADWAY, NEW YORK, NY (https://www.google.com/maps/place/1270%20BROADWAY,NEW%20YORK,NY)	Graph	2	\$39,385.60	\$38,771.20	\$38,771.20	\$40,000.00
VISTA CAPITAL LLC, 1270 BROADWAY, NEW YORK, NY (https://www.google.com/maps/place/1270%20BROADWAY,NEW%20YORK,NY)	Graph	2	\$48,796.80	\$48,796.80	\$48,796.80	\$48,796.80
SHOO-IN LLC, 1270 BROADWAY SUITE 505, NEW YORK, NY (https://www.google.com/maps/place/1270%20BROADWAY%20SUITE%20505,NEW%20YORK,NY)	Graph	6	\$51,975.73	\$46,820.80	\$46,675.20	\$65,748.80
Totals	Graph	18	\$60,069.06	\$54,080.00	\$38,771.20	\$115,000.00

Employer Name/Worksite Address	Graph	Count	Mean Wage	Median Wage	Lowest Wage	Highest Wage
BK HOUSE, LLC, 1270 BROADWAY, #1101, NEW YORK, NY (https://www.google.com/maps/place/1270%20BROADWAY,%20#1101,NEW%20YORK,NY)	Graph	1	\$64,000.00	\$64,000.00	\$64,000.00	\$64,000.00
DANIEL J. PARK, C.P.A., P.C., 1270 BROADWAY, SUITE 305, NEW YORK, NY (https://www.google.com/maps/place/1270%20BROADWAY,%20SUITE%20305,NEW%20YORK,NY)	Graph	1	\$55,764.80	\$55,764.80	\$55,764.80	\$55,764.80
SHOO-IN LLC, 1270 BROADWAY SUITE 505, NEW YORK, NY (https://www.google.com/maps/place/1270%20BROADWAY%20SUITE%20505,NEW%20YORK,NY)	Graph	6	\$51,975.73	\$46,820.80	\$46,675.20	\$65,748.80
VISTA CAPITAL LLC, 1270 BROADWAY, NEW YORK, NY (https://www.google.com/maps/place/1270%20BROADWAY,NEW%20YORK,NY)	Graph	11	\$64,874.89	\$57,345.60	\$38,771.20	\$115,000.00
Totals	Graph	19	\$60,275.95	\$55,764.80	\$38,771.20	\$115,000.00

Latitude: 40.748647 Longitude: -73.989205

Employer Name/Worksite Address	Graph	Count	Mean Wage	Median Wage	Lowest Wage
PHOCUSWRIGHT, INC., 116 WEST 32ND STREET, 14TH FLOOR, NEW YORK, NY (https://www.google.com/maps/place/116%20WEST%2032ND%20STREET,%2014TH%20FLOOR,NEW%20YORK,NY)	Graph	1	\$300,000.00	\$300,000.00	\$300,000.00
MG ENGINEERING D.P.C., 116 WEST 32ND STREET, NEW YORK, NY (https://www.google.com/maps/place/116%20WEST%2032ND%20STREET,NEW%20YORK,NY)	Graph	2	\$60,500.00	\$56,000.00	\$56,000.00
Totals	Graph	3	\$140,333.33	\$65,000.00	\$56,000.00

Latitude: 40.748699 Longitude: -73.984452

Employer Name/Employer Address	Graph	Count	Mean Wage	Median Wage	Lowest Wage	Highest Wage
LIU,ZHENG,CHEN & HOFFMAN LLP, 358 5TH AVE, NEW YORK, NY (https://www.google.com/maps/place/358%205TH%20AVE,NEW%20YORK,NY)	Graph	1	\$100,000.00	\$100,000.00	\$100,000.00	\$100,000.00
STAR BULK USA LLC, 358 5TH AVENUE, NEW YORK, NY (https://www.google.com/maps/place/358%205TH%20AVENUE,NEW%20YORK,NY)	Graph	1	\$79,123.00	\$79,123.00	\$79,123.00	\$79,123.00
UFUND HOLDINGS, INC., 358 5TH AVE, NEW YORK, NY (https://www.google.com/maps/place/358%205TH%20AVE,NEW%20YORK,NY)	Graph	1	\$83,200.00	\$83,200.00	\$83,200.00	\$83,200.00
LKE INTERNATIONAL US LLC, 358 FIFTH AVENUE, NEW YORK, NY (https://www.google.com/maps/place/358%20FIFTH%20AVENUE,NEW%20YORK,NY)	Graph	2	\$70,948.80	\$66,248.00	\$66,248.00	\$75,649.60
Totals	Graph	5	\$80,844.12	\$79,123.00	\$66,248.00	\$100,000.00

Employer Name/Worksite Address	Graph	Count	Mean Wage	Median Wage	Lowest Wage	Highest Wage
UFUND HOLDINGS, INC., 358 5TH AVE, NEW YORK, NY (https://www.google.com/maps/place/358%205TH%20AVE,NEW%20YORK,NY)	Graph	2	\$91,600.00	\$83,200.00	\$83,200.00	\$100,000.00
STAR BULK USA LLC, 358 FIFTH AVENUE, NEW YORK, NY (https://www.google.com/maps/place/358%20FIFTH%20AVENUE,NEW%20YORK,NY)	Graph	3	\$73,673.53	\$75,649.60	\$66,248.00	\$79,123.00
Totals	Graph	5	\$80,844.12	\$79,123.00	\$66,248.00	\$100,000.00

Latitude: 40.7487 Longitude: -73.985018

Employer Name/Employer Address	Graph	Count	Mean Wage	Median Wage	Lowest Wage	Highest Wage
FAME FASHION HOUSE LLC, 1 WEST 34TH STREET, 11TH FLOOR, NEW YORK, NY (https://www.google.com/maps/place/1%20WEST%2034TH%20STREET,%2011TH%20FLOOR,NEW%20YORK,NY)	Graph	1	\$58,240.00	\$58,240.00	\$58,240.00	\$58,240.00
FAME FASHION HOUSE, LLC, 1 W 34TH STREET, 11TH FLOOR, NEW YORK, NY (https://www.google.com/maps/place/1%20W%2034TH%20STREET,%2011TH%20FLOOR,NEW%20YORK,NY)	Graph	1	\$52,749.00	\$52,749.00	\$52,749.00	\$52,749.00
OLIVIA MILLER INC., 1 WEST 34TH STREET, NEW YORK, NY (https://www.google.com/maps/place/1%20WEST%2034TH%20STREET,NEW%20YORK,NY)	Graph	1	\$38,771.20	\$38,771.20	\$38,771.20	\$38,771.20
OLIVIA MILLER, INC., 1 W 34TH ST, 10TH FLOOR, NEW YORK, NY (https://www.google.com/maps/place/1%20W%2034TH%20ST,%2010TH%20FLOOR,NEW%20YORK,NY)	Graph	1	\$54,000.00	\$54,000.00	\$54,000.00	\$54,000.00
OLIVIA MILLER, INC., 1 WEST 34TH STREET, NEW YORK, NY (https://www.google.com/maps/place/1%20WEST%2034TH%20STREET,NEW%20YORK,NY)	Graph	1	\$45,000.00	\$45,000.00	\$45,000.00	\$45,000.00
CHIC HOME DESIGN LLC, 1 WEST 34TH STREET 11TH FLOOR, NEW YORK, NY (https://www.google.com/maps/place/1%20WEST%2034TH%20STREET,%2011TH%20FLOOR,NEW%20YORK,NY)	Graph	2	\$51,376.00	\$51,376.00	\$51,376.00	\$51,376.00
Totals	Graph	7	\$50,216.03	\$51,376.00	\$38,771.20	\$58,240.00

Employer Name/Worksite Address	Graph	Count	Mean Wage	Median Wage	Lowest Wage	Highest Wage
AMAZON WEB SERVICES, INC., 7 W 34TH STREET, NEW YORK, NY (https://www.google.com/maps/place/7%20W%2034TH%20STREET,NEW%20YORK,NY)	Graph	1	\$125,000.00	\$125,000.00	\$125,000.00	\$125,000.00
OLIVIA MILLER, INC., 1 W 34TH ST., 10TH FLOOR, NEW YORK, NY (https://www.google.com/maps/place/1%20W%2034TH%20ST,%2010TH%20FLOOR,NEW%20YORK,NY)	Graph	1	\$54,000.00	\$54,000.00	\$54,000.00	\$54,000.00
OLIVIA MILLER, INC., 1 WEST 34TH STREET, NEW YORK, NY (https://www.google.com/maps/place/1%20WEST%2034TH%20STREET,NEW%20YORK,NY)	Graph	1	\$45,000.00	\$45,000.00	\$45,000.00	\$45,000.00

Employer Name/Worksite Address	Graph	Count	Mean Wage	Median Wage	Lowest Wage	Highest Wage
AMAZON CORPORATE LLC, 7 WEST 34TH STREET, 6TH FLOOR, NEW YORK, NY (https://www.google.com/maps/place/7%20WEST%2034TH%20STREET,%206TH%20FLOOR,NEW%20YORK,NY)	Graph	2	\$132,800.00	\$111,800.00	\$111,800.00	\$150,000.00
AMAZON CORPORATE LLC, 7 WEST 34TH ST., NEW YORK, NY (https://www.google.com/maps/place/7%20WEST%2034TH%20ST.,NEW%20YORK,NY)	Graph	7	\$110,857.14	\$115,000.00	\$75,000.00	\$160,000.00
AMAZON CORPORATE LLC, 7 WEST 34TH ST, NEW YORK, NY (https://www.google.com/maps/place/7%20WEST%2034TH%20ST,NEW%20YORK,NY)	Graph	14	\$136,623.57	\$130,000.00	\$94,500.00	\$180,000.00
AMAZON WEB SERVICES, INC., 7 WEST 34TH STREET, NEW YORK, NY (https://www.google.com/maps/place/7%20WEST%2034TH%20STREET,NEW%20YORK,NY)	Graph	65	\$129,889.15	\$130,200.00	\$70,000.00	\$180,000.00
AMAZON CORPORATE LLC, 7 W 34TH ST, NEW YORK, NY (https://www.google.com/maps/place/7%20W%2034TH%20ST,NEW%20YORK,NY)	Graph	106	\$108,945.47	\$111,200.00	\$55,100.00	\$180,000.00
Totals	Graph	197	\$117,610.89	\$114,180.00	\$45,000.00	\$180,000.00

Latitude: 40.748701 Longitude: -73.992377

Employer Name/Employer Address	Graph	Count	Mean Wage	Median Wage	Lowest Wage	Highest Wage
JEWS FOR RACIAL AND ECONOMIC JUSTICE, 330 SEVENTH AVENUE, NEW YORK, NY (https://www.google.com/maps/place/330%20SEVENTH%20AVENUE,NEW%20YORK,NY)	Graph	1	\$80,000.00	\$80,000.00	\$80,000.00	\$80,000.00
NYC MUSIC SCHOOL INC, 330 7TH AVE, NEW YORK, NY (https://www.google.com/maps/place/330%207TH%20AVE,NEW%20YORK,NY)	Graph	1	\$70,000.00	\$70,000.00	\$70,000.00	\$70,000.00
RED BOOKS, LLC, 330 SEVENTH AVENUE, NEW YORK, NY (https://www.google.com/maps/place/330%20SEVENTH%20AVENUE,NEW%20YORK,NY)	Graph	1	\$85,000.00	\$85,000.00	\$85,000.00	\$85,000.00
SKY IT GROUP, LLC., 330 SEVENTH AVENUE, NEW YORK, NY (https://www.google.com/maps/place/330%20SEVENTH%20AVENUE,NEW%20YORK,NY)	Graph	1	\$78,000.00	\$78,000.00	\$78,000.00	\$78,000.00
THE COMMITTEE TO PROTECT JOURNALISTS, INC., 330 SEVENTH AVENUE, NEW YORK, NY (https://www.google.com/maps/place/330%20SEVENTH%20AVENUE,NEW%20YORK,NY)	Graph	1	\$50,000.00	\$50,000.00	\$50,000.00	\$50,000.00
TRIPLEPOINT SOFTWARE INC., 330 7TH AVENUE, NEW YORK, NY (https://www.google.com/maps/place/330%207TH%20AVENUE,NEW%20YORK,NY)	Graph	1	\$95,000.00	\$95,000.00	\$95,000.00	\$95,000.00
SKY IT GROUP, LLC, 330 SEVENTH AVENUE, NEW YORK, NY (https://www.google.com/maps/place/330%20SEVENTH%20AVENUE,NEW%20YORK,NY)	Graph	6	\$62,083.33	\$60,000.00	\$55,000.00	\$70,500.00
Totals	Graph	12	\$69,208.33	\$65,000.00	\$50,000.00	\$95,000.00

Employer Name/Worksite Address	Graph	Count	Mean Wage	Median Wage	Lowest Wage	Highest Wage
NYC MUSIC SCHOOL INC, 330 7TH AVE, NEW YORK, NY (https://www.google.com/maps/place/330%207TH%20AVE,NEW%20YORK,NY)	Graph	1	\$70,000.00	\$70,000.00	\$70,000.00	\$70,000.00
THE COMMITTEE TO PROTECT JOURNALISTS, INC., 330 7TH AVENUE, NEW YORK, NY (https://www.google.com/maps/place/330%207TH%20AVENUE,NEW%20YORK,NY)	Graph	1	\$50,000.00	\$50,000.00	\$50,000.00	\$50,000.00
SKY IT GROUP, LLC, 330 SEVENTH AVENUE, NEW YORK, NY (https://www.google.com/maps/place/330%20SEVENTH%20AVENUE,NEW%20YORK,NY)	Graph	10	\$68,750.00	\$65,000.00	\$55,000.00	\$85,000.00
Totals	Graph	12	\$67,291.67	\$65,000.00	\$50,000.00	\$85,000.00

Latitude: 40.748719 Longitude: -73.89173

Employer Name/Employer Address	Graph	Count	Mean Wage	Median Wage	Lowest Wage	Highest Wage
PEAK TIME TRAVEL & TOURS INC., 37-05 74TH STREET, JACKSON HEIGHTS, NY (https://www.google.com/maps/place/37-05%2074TH%20STREET,JACKSON%20HEIGHTS,NY)	Graph	2	\$87,360.00	\$87,360.00	\$87,360.00	\$87,360.00
BRAJ AGGARWAL CPA P.C., 37-05 74TH STREET, JACKSON HEIGHT, NY (https://www.google.com/maps/place/37-05%2074TH%20STREET,JACKSON%20HEIGHT,NY)	Graph	3	\$58,588.33	\$60,000.00	\$55,765.00	\$60,000.00
Totals	Graph	5	\$70,097.00	\$60,000.00	\$55,765.00	\$87,360.00

Employer Name/Worksite Address	Graph	Count	Mean Wage	Median Wage	Lowest Wage	Highest Wage
--------------------------------	-------	-------	-----------	-------------	-------------	--------------

Employer Name/Worksite Address	Graph	Count	Mean Wage	Median Wage	Lowest Wage	Highest Wage
BRAJ AGGARWAL CPA P.C., 37-05 74TH STREET, JACKSON HEIGHTS, NY (https://www.google.com/maps/place/37-05%2074TH%20STREET,JACKSON%20HEIGHTS,NY)	Graph	5	\$70,097.00	\$60,000.00	\$55,765.00	\$87,360.00
Totals	Graph	5	\$70,097.00	\$60,000.00	\$55,765.00	\$87,360.00

Latitude: 40.748731 Longitude: -73.97585

Employer Name/Worksite Address	Graph	Count	Mean Wage	Median Wage	Lowest Wage	Highest Wage
MFR SECURITIES, INC., 630 3RD AVENUE, 12TH FLOOR, NEW YORK, NY (https://www.google.com/maps/place/630%203RD%20AVENUE,%2012TH%20FLOOR,NEW%20YORK,NY)	Graph	1	\$65,748.80	\$65,748.80	\$65,748.80	\$65,748.80
Totals	Graph	1	\$65,748.80	\$65,748.80	\$65,748.80	\$65,748.80

Employer Name/Worksite Address	Graph	Count	Mean Wage	Median Wage	Lowest Wage	Highest Wage
MFR SECURITIES, INC., 630 3RD AVENUE, 12TH FLOOR, NEW YORK, NY (https://www.google.com/maps/place/630%203RD%20AVENUE,%2012TH%20FLOOR,NEW%20YORK,NY)	Graph	1	\$65,748.80	\$65,748.80	\$65,748.80	\$65,748.80
Totals	Graph	1	\$65,748.80	\$65,748.80	\$65,748.80	\$65,748.80

Latitude: 40.74874 Longitude: -73.992186

Employer Name/Worksite Address	Graph	Count	Mean Wage	Median Wage	Lowest Wage	Highest Wage
ADSTREAM NORTH AMERICA INC., 349 7TH AVENUE, 6TH FLOOR, NEW YORK, NY (https://www.google.com/maps/place/349%207TH%20AVENUE,%206TH%20FLOOR,NEW%20YORK,NY)	Graph	1	\$380,000.00	\$380,000.00	\$380,000.00	\$380,000.00
Totals	Graph	1	\$380,000.00	\$380,000.00	\$380,000.00	\$380,000.00

Employer Name/Worksite Address	Graph	Count	Mean Wage	Median Wage	Lowest Wage	Highest Wage
ADSTREAM NORTH AMERICA INC., 349 7TH AVENUE, 6TH FLOOR, NEW YORK, NY (https://www.google.com/maps/place/349%207TH%20AVENUE,%206TH%20FLOOR,NEW%20YORK,NY)	Graph	1	\$380,000.00	\$380,000.00	\$380,000.00	\$380,000.00
Totals	Graph	1	\$380,000.00	\$380,000.00	\$380,000.00	\$380,000.00

Latitude: 40.748742 Longitude: -73.993364

Employer Name/Worksite Address	Graph	Count	Mean Wage	Median Wage	Lowest Wage	Highest Wage
FORENSIC PANEL CORP, 224 W30TH STREET, SUITE 806, NEW YORK CITY, NY (https://www.google.com/maps/place/224%20W30TH%20STREET,%20SUITE%20806,NEW%20YORK%20CITY,NY)	Graph	1	\$85,000.00	\$85,000.00	\$85,000.00	\$85,000.00
Totals	Graph	1	\$85,000.00	\$85,000.00	\$85,000.00	\$85,000.00

Employer Name/Worksite Address	Graph	Count	Mean Wage	Median Wage	Lowest Wage	Highest Wage
FORENSIC PANEL CORP, 224 W30TH ST, SUITE 806, NEW YORK CITY, NY (https://www.google.com/maps/place/224%20W30TH%20ST,%20SUITE%20806,NEW%20YORK%20CITY,NY)	Graph	1	\$85,000.00	\$85,000.00	\$85,000.00	\$85,000.00
Totals	Graph	1	\$85,000.00	\$85,000.00	\$85,000.00	\$85,000.00

Latitude: 40.748745 Longitude: -73.985126

Employer Name/Worksite Address	Graph	Count	Mean Wage	Median Wage	Lowest Wage	Highest Wage
AZURE INTERNATIONAL INC., 19 W. 34TH STREET, STE 1018, NEW YORK, NY (https://www.google.com/maps/place/19%20W.%2034TH%20STREET,%20STE%201018,NEW%20YORK,NY)	Graph	1	\$35,000.00	\$35,000.00	\$35,000.00	\$35,000.00

Employer Name/Employer Address	Graph	Count	Mean Wage	Median Wage	Lowest Wage	Highest Wage
USA CORPORATE SERVICES, INC., 19 WEST 34TH STREET, NEW YORK, NY (https://www.google.com/maps/place/19%20WEST%2034TH%20STREET,NEW%20YORK,NY)	Graph	1	\$48,000.00	\$48,000.00	\$48,000.00	\$48,000.00
TREBBIANNO LLC, 19 WEST 34TH STREET, NEW YORK, NY (https://www.google.com/maps/place/19%20WEST%2034TH%20STREET,NEW%20YORK,NY)	Graph	5	\$119,000.00	\$85,000.00	\$75,000.00	\$250,000.00
Totals	Graph	7	\$96,857.14	\$85,000.00	\$35,000.00	\$250,000.00

Employer Name/Worksite Address	Graph	Count	Mean Wage	Median Wage	Lowest Wage	Highest Wage
AZURE INTERNATIONAL INC., 19 W. 34TH STREET, STE 1018, NEW YORK, NY (https://www.google.com/maps/place/19%20W.%2034TH%20STREET,%20STE%201018,NEW%20YORK,NY)	Graph	1	\$35,000.00	\$35,000.00	\$35,000.00	\$35,000.00
TREBBIANNO LLC, 19 WEST 34TH STREET, NEW YORK, NY (https://www.google.com/maps/place/19%20WEST%2034TH%20STREET,NEW%20YORK,NY)	Graph	4	\$120,750.00	\$85,000.00	\$48,000.00	\$250,000.00
Totals	Graph	5	\$103,600.00	\$85,000.00	\$35,000.00	\$250,000.00

Latitude: 40.748746 Longitude: -73.982163

Employer Name/Employer Address	Graph	Count	Mean Wage	Median Wage	Lowest Wage	Highest Wage
UNISON MEDIA, 209 MADISON AVENUE, NEW YORK, NY (https://www.google.com/maps/place/209%20MADISON%20AVENUE,NEW%20YORK,NY)	Graph	1	\$52,000.00	\$52,000.00	\$52,000.00	\$52,000.00
Totals	Graph	1	\$52,000.00	\$52,000.00	\$52,000.00	\$52,000.00

Employer Name/Worksite Address	Graph	Count	Mean Wage	Median Wage	Lowest Wage	Highest Wage
UNISON MEDIA, 209 MADISON AVENUE, NEW YORK, NY (https://www.google.com/maps/place/209%20MADISON%20AVENUE,NEW%20YORK,NY)	Graph	1	\$52,000.00	\$52,000.00	\$52,000.00	\$52,000.00
Totals	Graph	1	\$52,000.00	\$52,000.00	\$52,000.00	\$52,000.00

Latitude: 40.748763 Longitude: -73.986371

Employer Name/Employer Address	Graph	Count	Mean Wage	Median Wage	Lowest Wage	Highest Wage
QATAR AIRWAYS, 350 5TH AVE EMPIRE STATE BUILDING, NEW YORK, NY (https://www.google.com/maps/place/350%205TH%20AVE%20EMPIRE%20STATE%20BUILDING,NEW%20YORK,NY)	Graph	2	\$102,750.00	\$80,400.00	\$80,400.00	\$102,750.00
Totals	Graph	2	\$102,750.00	\$80,400.00	\$80,400.00	\$102,750.00

Employer Name/Worksite Address	Graph	Count	Mean Wage	Median Wage	Lowest Wage	Highest Wage
COTY US LLC, EMPIRE STATE BUILDING, 350 FIFTH AVENUE, NEW YORK, NY (https://www.google.com/maps/place/EMPIRE%20STATE%20BUILDING,%20350%20FIFTH%20AVENUE,NEW%20YORK,NY)	Graph	1	\$300,000.00	\$300,000.00	\$300,000.00	\$300,000.00
DELVIOM, LLC, 350 FIFTH AVENUE, 19TH FLOOR, NEW YORK, NY (https://www.google.com/maps/place/350%20FIFTH%20AVENUE,%2019TH%20FLOOR,NEW%20YORK,NY)	Graph	1	\$110,000.00	\$110,000.00	\$110,000.00	\$110,000.00
ECHOTECH SOFTWARE SOLUTIONS, EMPIRE STATE BUILDING, NEW YORK, NY (https://www.google.com/maps/place/EMPIRE%20STATE%20BUILDING,NEW%20YORK,NY)	Graph	1	\$64,813.00	\$64,813.00	\$64,813.00	\$64,813.00
NEW ENGLAND IT ASSOCIATES, INC, 620 8TH AVE, NEW YORK, NY (https://www.google.com/maps/place/620%208TH%20AVE,NEW%20YORK,NY)	Graph	1	\$75,795.00	\$75,795.00	\$75,795.00	\$75,795.00
TANISHA SYSTEMS INC, 309 W 49TH STREET, NEW YORK, NY (https://www.google.com/maps/place/309%20W%2049TH%20STREET,NEW%20YORK,NY)	Graph	1	\$60,000.00	\$60,000.00	\$60,000.00	\$60,000.00
FUNARO & CO.PC, FUNARO & CO.PC, NEW YORK, NY (https://www.google.com/maps/place/FUNARO%20%26%20CO.PC,NEW%20YORK,NY)	Graph	2	\$62,725.50	\$56,451.00	\$56,451.00	\$62,725.50
LINKEDIN CORPORATION, 350 FIFTH AVENUE (25TH FLOOR), NEW YORK, NY (https://www.google.com/maps/place/350%20FIFTH%20AVENUE%20(25TH%20FLOOR),NEW%20YORK,NY)	Graph	2	\$114,712.00	\$111,405.00	\$111,405.00	\$114,712.00
SIRI INFOSOLUTIONS INC., EMPIRE STATE BUILDING 350 FIFTH AVENUE, NEW YORK, NY (https://www.google.com/maps/place/EMPIRE%20STATE%20BUILDING%20350%20FIFTH%20AVENUE,NEW%20YORK,NY)	Graph	2	\$93,605.20	\$76,710.40	\$76,710.40	\$93,605.20

Employer Name/Worksite Address	Graph	Count	Mean Wage	Median Wage	Lowest Wage
LINKEDIN CORPORATION, 350 FIFTH AVENUE, NEW YORK, NY (https://www.google.com/maps/place/350%20FIFTH%20AVENUE,NEW%20YORK,NY)	Graph	3	\$139,836.67	\$131,997.00	\$111,400.00
HNTB CORPORATION, EMPIRE STATE BUILDING, 350 5TH AVENUE, NEW YORK, NY (https://www.google.com/maps/place/EMPIRE%20STATE%20BUILDING,%20350%205TH%20AVENUE,NEW%20YORK,NY)	Graph	5	\$92,095.68	\$84,364.80	\$64,890.00
APPLIED VALUE LLC, EMPIRE STATE BUILDING, NEW YORK, NY (https://www.google.com/maps/place/EMPIRE%20STATE%20BUILDING,NEW%20YORK,NY)	Graph	6	\$119,650.00	\$114,600.00	\$90,000.00
WIPRO LIMITED, 5TH AVE, NEW YORK, NY (https://www.google.com/maps/place/5TH%20AVE,NEW%20YORK,NY)	Graph	7	\$71,781.00	\$71,781.00	\$71,781.00
VISIONET SYSTEMS, INC., SHUTTERSTOCK, NEW YORK, NY (https://www.google.com/maps/place/SHUTTERSTOCK,NEW%20YORK,NY)	Graph	14	\$73,428.57	\$71,000.00	\$71,000.00
ZS ASSOCIATES, INC., THE EMPIRE STATE BUILDING, NEW YORK, NY (https://www.google.com/maps/place/THE%20EMPIRE%20STATE%20BUILDING,NEW%20YORK,NY)	Graph	131	\$75,009.05	\$65,500.00	\$61,000.00
Totals	Graph	177	\$79,701.89	\$66,000.00	\$56,450.00

Latitude: 40.748779 Longitude: -73.992157

Employer Name/Employer Address	Graph	Count	Mean Wage	Median Wage	Lowest Wage	Highest Wage
DOCTORS WITHOUT BORDERS/MEDECINS SANS FRONTIERES, 333 7TH AVE, NEW YORK, NY (https://www.google.com/maps/place/333%207TH%20AVE,NEW%20YORK,NY)	Graph	1	\$158,800.00	\$158,800.00	\$158,800.00	\$158,800.00
DOCTORS WITHOUT BORDERS/MEDECINS SANS FRONTIERES, 333 7TH AVE, NEW YORK, NY (https://www.google.com/maps/place/333%207TH%20AVE,NEW%20YORK,NY)	Graph	1	\$117,800.00	\$117,800.00	\$117,800.00	\$117,800.00
APP GROUP INTERNATIONAL LLC, 333 7TH AVENUE, NEW YORK, NY (https://www.google.com/maps/place/333%207TH%20AVENUE,NEW%20YORK,NY)	Graph	2	\$54,700.00	\$47,000.00	\$47,000.00	\$62,400.00
Totals	Graph	4	\$96,500.00	\$62,400.00	\$47,000.00	\$158,800.00

Employer Name/Worksite Address	Graph	Count	Mean Wage	Median Wage	Lowest Wage	Highest Wage
FIRST TEK , INC., 333 7TH AVENUE,, NEW YORK, NY (https://www.google.com/maps/place/333%207TH%20AVENUE,,NEW%20YORK,NY)	Graph	1	\$72,000.00	\$72,000.00	\$72,000.00	\$72,000.00
DOCTORS WITHOUT BORDERS/MEDECINS SANS FRONTIERES, 333 7TH AVE, NEW YORK, NY (https://www.google.com/maps/place/333%207TH%20AVE,NEW%20YORK,NY)	Graph	2	\$138,300.00	\$117,800.00	\$117,800.00	\$158,800.00
APP GROUP INTERNATIONAL LLC, 333 7TH AVENUE, NEW YORK, NY (https://www.google.com/maps/place/333%207TH%20AVENUE,NEW%20YORK,NY)	Graph	3	\$61,466.67	\$62,400.00	\$47,000.00	\$75,000.00
HCL AMERICA, INC., 333 7TH AVENUE, NEW YORK CITY, NY (https://www.google.com/maps/place/333%207TH%20AVENUE,NEW%20YORK%20CITY,NY)	Graph	20	\$84,864.00	\$84,864.00	\$84,864.00	\$84,864.00
Totals	Graph	26	\$85,780.00	\$84,864.00	\$47,000.00	\$158,800.00

Latitude: 40.748814 Longitude: -73.984204

Employer Name/Employer Address	Graph	Count	Mean Wage	Median Wage	Lowest Wage	Highest Wage
THE GRADUATE SCHOOL AND UNIVERSITY CENTER OF THE CITY UNIVERSITY OF NY, 365 FIFTH AVENUE, NEW YORK, NY (https://www.google.com/maps/place/365%20FIFTH%20AVENUE,NEW%20YORK,NY)	Graph	3	\$158,567.00	\$174,056.00	\$81,645.00	\$220,000.00
Totals	Graph	3	\$158,567.00	\$174,056.00	\$81,645.00	\$220,000.00

Employer Name/Worksite Address	Graph	Count	Mean Wage	Median Wage	Lowest Wage	Highest Wage
THE GRADUATE SCHOOL AND UNIVERSITY CENTER OF THE CITY UNIVERSITY OF NY, 365 FIFTH AVENUE, NEW YORK, NY (https://www.google.com/maps/place/365%20FIFTH%20AVENUE,NEW%20YORK,NY)	Graph	3	\$158,567.00	\$174,056.00	\$81,645.00	\$220,000.00
Totals	Graph	3	\$158,567.00	\$174,056.00	\$81,645.00	\$220,000.00

Latitude: 40.74883 Longitude: -73.992283

Employer Name/Employer Address	Graph	Count	Mean Wage	Median Wage	Lowest Wage	Hig W
ARTFORUM INTERNATIONAL MAGAZINE, INC., 350 SEVENTH AVENUE, 19TH FLOOR, NEW YORK, NY (https://www.google.com/maps/place/350%20SEVENTH%20AVENUE,%2019TH%20FLOOR,NEW%20YORK,NY)	Graph	1	\$44,000.00	\$44,000.00	\$44,000.00	\$44,0
KLC ARCHITECTS PC, 350 SEVENTH AVE., NEW YORK, NY (https://www.google.com/maps/place/350%20SEVENTH%20AVE.,NEW%20YORK,NY)	Graph	1	\$40,227.20	\$40,227.20	\$40,227.20	\$40,1
Q.E.D., INC., 350 SEVENTH AVENUE, NEW YORK, NY (https://www.google.com/maps/place/350%20SEVENTH%20AVENUE,NEW%20YORK,NY)	Graph	2	\$176,800.00	\$176,800.00	\$176,800.00	\$176,
Totals	Graph	4	\$109,456.80	\$44,000.00	\$40,227.20	\$176,

Employer Name/Worksite Address	Graph	Count	Mean Wage	Median Wage	Lowest Wage	Hig W
ARTFORUM INTERNATIONAL MAGAZINE, INC., 350 SEVENTH AVENUE, 19TH FLOOR, NEW YORK, NY (https://www.google.com/maps/place/350%20SEVENTH%20AVENUE,%2019TH%20FLOOR,NEW%20YORK,NY)	Graph	1	\$44,000.00	\$44,000.00	\$44,000.00	\$44,0
MOJIX, INC., 350 SEVENTH AVE, NEW YORK, NY (https://www.google.com/maps/place/350%20SEVENTH%20AVE,NEW%20YORK,NY)	Graph	1	\$195,000.00	\$195,000.00	\$195,000.00	\$195,
Q.E.D., INC., 350 SEVENTH AVENUE, NEW YORK, NY (https://www.google.com/maps/place/350%20SEVENTH%20AVENUE,NEW%20YORK,NY)	Graph	2	\$108,513.60	\$40,227.20	\$40,227.20	\$176,
Totals	Graph	4	\$114,006.80	\$44,000.00	\$40,227.20	\$195,

Latitude: 40.74883 Longitude: -73.99212

Employer Name/Worksite Address	Graph	Count	Mean Wage	Median Wage	Lowest Wage	Highest Wage
CHHETRY & ASSOCIATES, PC, 363 7TH AVENUE, NEW YORK, NY (https://www.google.com/maps/place/363%207TH%20AVENUE,NEW%20YORK,NY)	Graph	1	\$54,080.00	\$54,080.00	\$54,080.00	\$54,080.00
MICHAEL YASTRAB CPA PC, 363 7TH AVENUE, 18TH FLOOR, NEW YORK, NY (https://www.google.com/maps/place/363%207TH%20AVENUE,%2018TH%20FLOOR,NEW%20YORK,NY)	Graph	1	\$55,848.00	\$55,848.00	\$55,848.00	\$55,848.00
Totals	Graph	2	\$54,964.00	\$54,080.00	\$54,080.00	\$55,848.00

Latitude: 40.748831 Longitude: -74.004645

Employer Name/Worksite Address	Graph	Count	Mean Wage	Median Wage	Lowest Wage	Highest Wage
RAB LIGHTING, INC., 535 WEST 24TH STREET, NEW YORK, NY (https://www.google.com/maps/place/535%20WEST%2024TH%20STREET,NEW%20YORK,NY)	Graph	2	\$55,110.50	\$40,000.00	\$40,000.00	\$70,221.00
Totals	Graph	2	\$55,110.50	\$40,000.00	\$40,000.00	\$70,221.00

Latitude: 40.748832 Longitude: -73.871914

Employer Name/Employer Address	Graph	Count	Mean Wage	Median Wage	Lowest Wage	Highest Wage
ELITE RX MANAGEMENT LLC, 93-15 ROOSEVELT AVENUE, JACKSON HEIGHTS, NY (https://www.google.com/maps/place/93-15%20ROOSEVELT%20AVENUE,JACKSON%20HEIGHTS,NY)	Graph	1	\$61,734.40	\$61,734.40	\$61,734.40	\$61,734.40
Totals	Graph	1	\$61,734.40	\$61,734.40	\$61,734.40	\$61,734.40

Employer Name/Worksite Address	Graph	Count	Mean Wage	Median Wage	Lowest Wage	Highest Wage
ELITE RX MANAGEMENT LLC, 93-15 ROOSEVELT AVENUE, JACKSON HEIGHTS, NY (https://www.google.com/maps/place/93-15%20ROOSEVELT%20AVENUE,JACKSON%20HEIGHTS,NY)	Graph	1	\$61,734.40	\$61,734.40	\$61,734.40	\$61,734.40
Totals	Graph	1	\$61,734.40	\$61,734.40	\$61,734.40	\$61,734.40

Latitude: 40.748842 Longitude: -73.98967

Employer Name/Worksite Address	Graph	Count	Mean Wage	Median Wage	Lowest Wage	Highest Wage
SYNECHRON, INC., 132 WEST 32ND STREET, NEW YORK, NY (https://www.google.com/maps/place/132%20WEST%2032ND%20STREET,NEW%20YORK,NY)	Graph	1	\$100,988.00	\$100,988.00	\$100,988.00	\$100,988.00
Totals	Graph	1	\$100,988.00	\$100,988.00	\$100,988.00	\$100,988.00

Latitude: 40.74885 Longitude: -73.993531

Employer Name/Worksite Address	Graph	Count	Mean Wage	Median Wage	Lowest Wage	Highest Wage
LEVEL SOLAR INC., 236 W. 30TH STREET, NEW YORK, NY (https://www.google.com/maps/place/236%20W.%2030TH%20STREET,NEW%20YORK,NY)	Graph	1	\$39,520.00	\$39,520.00	\$39,520.00	\$39,520.00
MANHATTAN CONCERT PRODUCTIONS LLC, 236 WEST 30TH STREET, NEW YORK, NY (https://www.google.com/maps/place/236%20WEST%2030TH%20STREET,NEW%20YORK,NY)	Graph	1	\$55,764.80	\$55,764.80	\$55,764.80	\$55,764.80
Totals	Graph	2	\$47,642.40	\$39,520.00	\$39,520.00	\$55,764.80

Employer Name/Worksite Address	Graph	Count	Mean Wage	Median Wage	Lowest Wage	Highest Wage
LEVEL SOLAR INC., 236 W. 30TH STREET, NEW YORK, NY (https://www.google.com/maps/place/236%20W.%2030TH%20STREET,NEW%20YORK,NY)	Graph	1	\$39,520.00	\$39,520.00	\$39,520.00	\$39,520.00
MANHATTAN CONCERT PRODUCTIONS LLC, 236 WEST 30TH STREET, NEW YORK, NY (https://www.google.com/maps/place/236%20WEST%2030TH%20STREET,NEW%20YORK,NY)	Graph	1	\$55,764.80	\$55,764.80	\$55,764.80	\$55,764.80
Totals	Graph	2	\$47,642.40	\$39,520.00	\$39,520.00	\$55,764.80

Latitude: 40.748853 Longitude: -73.947466

Employer Name/Worksite Address	Graph	Count	Mean Wage	Median Wage	Lowest Wage	Highest Wage
UNITED NATIONS FEDERAL CREDIT UNION, 2401 44TH ROAD, LONG ISLAND CITY, NY (https://www.google.com/maps/place/2401%2044TH%20ROAD,LONG%20ISLAND%20CITY,NY)	Graph	6	\$104,714.50	\$96,900.00	\$96,900.00	\$124,987.00
Totals	Graph	6	\$104,714.50	\$96,900.00	\$96,900.00	\$124,987.00

Employer Name/Worksite Address	Graph	Count	Mean Wage	Median Wage	Lowest Wage	Highest Wage
NFORCE TECHNOLOGIES, 2401 44TH ROAD, LONG ISLAND CITY, NY (https://www.google.com/maps/place/2401%2044TH%20ROAD,LONG%20ISLAND%20CITY,NY)	Graph	2	\$74,906.50	\$64,813.00	\$64,813.00	\$85,000.00
Totals	Graph	2	\$74,906.50	\$64,813.00	\$64,813.00	\$85,000.00

Latitude: 40.748882 Longitude: -73.992083

Employer Name/Worksite Address	Graph	Count	Mean Wage	Median Wage	Lowest Wage	Highest Wage
HIGHGATE HOTELS LP, 371 7TH AVENUE, NEW YORK, NY (https://www.google.com/maps/place/371%207TH%20AVENUE,NEW%20YORK,NY)	Graph	1	\$60,000.00	\$60,000.00	\$60,000.00	\$60,000.00
Totals	Graph	1	\$60,000.00	\$60,000.00	\$60,000.00	\$60,000.00

Latitude: 40.748899 Longitude: -73.993646

Employer Name/Worksite Address	Graph	Count	Mean Wage	Median Wage	Lowest Wage	Highest Wage
BLACK OCEAN MANAGEMENT, LLC, 240 WEST 30TH ST., NEW YORK, NY (https://www.google.com/maps/place/240%20WEST%2030TH%20ST.,NEW%20YORK,NY)	Graph	1	\$130,000.00	\$130,000.00	\$130,000.00	\$130,000.00
Totals	Graph	1	\$130,000.00	\$130,000.00	\$130,000.00	\$130,000.00

Employer Name/Worksite Address	Graph	Count	Mean Wage	Median Wage	Lowest Wage	Highest Wage
BLACK OCEAN MANAGEMENT, LLC, 240 WEST 30TH STREET, NEW YORK, NY (https://www.google.com/maps/place/240%20WEST%2030TH%20STREET,NEW%20YORK,NY)	Graph	1	\$130,000.00	\$130,000.00	\$130,000.00	\$130,000.00
Totals	Graph	1	\$130,000.00	\$130,000.00	\$130,000.00	\$130,000.00

Latitude: 40.748908 Longitude: -73.98552

Employer Name/Employer Address	Graph	Count	Mean Wage	Median Wage	Lowest Wage
DELIGHTFUL TOURS, INC., 31 W 34TH STREET, NEW YORK, NY (https://www.google.com/maps/place/31%20W%2034TH%20STREET,NEW%20YORK,NY)	Graph	1	\$55,910.00	\$55,910.00	\$55,910.00
FANTASIA ACCESSORIES LTD, 31 WEST 34TH STREET, SUITE 501, NEW YORK, NY (https://www.google.com/maps/place/31%20WEST%2034TH%20STREET,%20SUITE%20501,NEW%20YORK,NY)	Graph	1	\$43,000.00	\$43,000.00	\$43,000.00
HY INTERNATIONAL CONSULTING, LLC, 31 WEST 34TH STREET STE 7066, NEW YORK, NY (https://www.google.com/maps/place/31%20WEST%2034TH%20STREET%20STE%207066,NEW%20YORK,NY)	Graph	1	\$65,748.80	\$65,748.80	\$65,748.80
OVED APPAREL CORP., 31 WEST 34TH STREET, NEW YORK, NY (https://www.google.com/maps/place/31%20WEST%2034TH%20STREET,NEW%20YORK,NY)	Graph	1	\$90,000.00	\$90,000.00	\$90,000.00
THETA RAY, INC., 31 WEST 34TH STREET, NEW YORK, NY (https://www.google.com/maps/place/31%20WEST%2034TH%20STREET,NEW%20YORK,NY)	Graph	1	\$105,000.00	\$105,000.00	\$105,000.00
TURNKEY TELECOMMUNICATION, INC., 31 W 34TH STREET, NEW YORK, NY (https://www.google.com/maps/place/31%20W%2034TH%20STREET,NEW%20YORK,NY)	Graph	1	\$65,000.00	\$65,000.00	\$65,000.00
WHITEBOARD VENTURES, INC., 31 WEST 34TH STREET, NEW YORK, NY (https://www.google.com/maps/place/31%20WEST%2034TH%20STREET,NEW%20YORK,NY)	Graph	1	\$95,000.00	\$95,000.00	\$95,000.00
SHUMEI CONSULTING INC, 31 WEST 34TH STREET 8TH FLOOR, NEW YORK, NY (https://www.google.com/maps/place/31%20WEST%2034TH%20STREET%20%20%208TH%20FLOOR,NEW%20YORK,NY)	Graph	2	\$51,220.00	\$46,675.20	\$46,675.20
SMARTYADS, INC., 31 WEST 34TH STREET, NEW YORK, NY (https://www.google.com/maps/place/31%20WEST%2034TH%20STREET,NEW%20YORK,NY)	Graph	2	\$49,000.00	\$48,000.00	\$48,000.00
Totals	Graph	11	\$65,463.53	\$55,910.00	\$43,000.00

Employer Name/Worksite Address	Graph	Count	Mean Wage	Median Wage	Lowest Wage
FANTASIA ACCESSORIES LTD, 31 WEST 34TH STREET, SUITE 501, NEW YORK, NY (https://www.google.com/maps/place/31%20WEST%2034TH%20STREET,%20SUITE%20501,NEW%20YORK,NY)	Graph	1	\$43,000.00	\$43,000.00	\$43,000.00
HY INTERNATIONAL CONSULTING, LLC, 31 WEST 34TH STREET STE 7066, NEW YORK, NY (https://www.google.com/maps/place/31%20WEST%2034TH%20STREET%20STE%207066,NEW%20YORK,NY)	Graph	1	\$65,748.80	\$65,748.80	\$65,748.80
SHUMEI CONSULTING INC, 31 WEST 34TH STREET 8TH FLOOR, NEW YORK, NY (https://www.google.com/maps/place/31%20WEST%2034TH%20STREET%20%20%208TH%20FLOOR,NEW%20YORK,NY)	Graph	1	\$46,675.20	\$46,675.20	\$46,675.20
SHUMEI CONSULTING INC, 31 WEST 34TH STREET 8TH FLOOR, NEW YORK, NY (https://www.google.com/maps/place/31%20WEST%2034TH%20STREET%20%20%208TH%20FLOOR,NEW%20YORK,NY)	Graph	1	\$55,764.80	\$55,764.80	\$55,764.80
DELIGHTFUL TOURS, INC., 31 W 34TH STREET, NEW YORK, NY (https://www.google.com/maps/place/31%20W%2034TH%20STREET,NEW%20YORK,NY)	Graph	2	\$60,455.00	\$55,910.00	\$55,910.00
SUPERCOOLER TECHNOLOGIES, INC., 31 W 34TH STREET, NY, NY (https://www.google.com/maps/place/31%20W%2034TH%20STREET,NY,NY)	Graph	8	\$60,218.60	\$65,748.80	\$46,675.20
THETA RAY, INC., 31 WEST 34TH STREET, NEW YORK, NY (https://www.google.com/maps/place/31%20WEST%2034TH%20STREET,NEW%20YORK,NY)	Graph	9	\$109,760.44	\$93,870.00	\$48,000.00
Totals	Graph	23	\$78,334.42	\$65,748.80	\$43,000.00

Latitude: 40.74891 Longitude: -73.992063

Employer Name/Employer Address	Graph	Count	Mean Wage	Median Wage	Lowest Wage	Highest Wage
ADSTREAM NORTH AMERICA INC., 345 7TH AVENUE, 6TH FLOOR, NEW YORK, NY (https://www.google.com/maps/place/345%207TH%20AVENUE,%206TH%20FLOOR,NEW%20YORK,NY)	Graph	1	\$380,000.00	\$380,000.00	\$380,000.00	\$380,000.00
LR PARIS LLC, 345 7TH AVE, 7TH FLOOR, NEW YORK, NY (https://www.google.com/maps/place/345%207TH%20AVE,%207TH%20FLOOR,NEW%20YORK,NY)	Graph	1	\$60,000.00	\$60,000.00	\$60,000.00	\$60,000.00

Employer Name/Employer Address	Graph	Count	Mean Wage	Median Wage	Lowest Wage	Highest Wage
LR PARIS LLC, 345 7TH AVENUE, NEW YORK, NY (https://www.google.com/maps/place/345%207TH%20AVENUE,NEW%20YORK,NY)	Graph	2	\$70,000.00	\$60,000.00	\$60,000.00	\$80,000.00
Totals	Graph	4	\$145,000.00	\$60,000.00	\$60,000.00	\$380,000.00

Employer Name/Worksite Address	Graph	Count	Mean Wage	Median Wage	Lowest Wage	Highest Wage
ADSTREAM NORTH AMERICA INC., 345 7TH AVENUE, 6TH FLOOR, NEW YORK, NY (https://www.google.com/maps/place/345%207TH%20AVENUE,%206TH%20FLOOR,NEW%20YORK,NY)	Graph	1	\$380,000.00	\$380,000.00	\$380,000.00	\$380,000.00
LR PARIS LLC, 345 7TH AVE 7TH FLOOR, NEW YORK, NY (https://www.google.com/maps/place/345%207TH%20AVE%207TH%20FLOOR,NEW%20YORK,NY)	Graph	1	\$60,000.00	\$60,000.00	\$60,000.00	\$60,000.00
PHOTON INFOTECH, INC., 345 7TH AVE, NEW YORK, NY (https://www.google.com/maps/place/345%207TH%20AVE,NEW%20YORK,NY)	Graph	1	\$225,000.00	\$225,000.00	\$225,000.00	\$225,000.00
LR PARIS LLC, 345 7TH AVENUE, NEW YORK, NY (https://www.google.com/maps/place/345%207TH%20AVENUE,NEW%20YORK,NY)	Graph	5	\$134,400.00	\$80,000.00	\$60,000.00	\$330,000.00
Totals	Graph	8	\$167,125.00	\$80,000.00	\$60,000.00	\$380,000.00

Latitude: 40.748923 Longitude: -73.993704

Employer Name/Employer Address	Graph	Count	Mean Wage	Median Wage	Lowest Wage	Highest Wage
FARIBA MAKOOI ARCHITECT PLLC., 242 W. 30 STREET, NEW YORK, NY (https://www.google.com/maps/place/242%20W.%2030%20STREET,NEW%20YORK,NY)	Graph	1	\$83,000.00	\$83,000.00	\$83,000.00	\$83,000.00
FISCHER & MAKOOI ARCHITECTS PLLC, 242 WEST 30TH STREET, SUITE 1102, NEW YORK, NY (https://www.google.com/maps/place/242%20WEST%2030TH%20STREET,%20SUITE%201102,NEW%20YORK,NY)	Graph	1	\$70,000.00	\$70,000.00	\$70,000.00	\$70,000.00
ARCHSTONE BUILDERS LLC, 242 WEST 30TH STREET, SUITE 1003, NEW YORK, NY (https://www.google.com/maps/place/242%20WEST%2030TH%20STREET,%20SUITE%201003,NEW%20YORK,NY)	Graph	2	\$115,000.00	\$115,000.00	\$115,000.00	\$115,000.00
ARCHSTONE BUILDERS LLC, 242 WEST 30TH STREET, NEW YORK, NY (https://www.google.com/maps/place/242%20WEST%2030TH%20STREET,NEW%20YORK,NY)	Graph	9	\$63,214.89	\$55,000.00	\$47,000.00	\$63,214.89
Totals	Graph	13	\$73,225.69	\$72,467.00	\$47,000.00	\$115,000.00

Employer Name/Worksite Address	Graph	Count	Mean Wage	Median Wage	Lowest Wage	Highest Wage
ARCHSTONE BUILDERS LLC, 242 WEST 30TH STREET, SUITE 1003, NEW YORK, NY (https://www.google.com/maps/place/242%20WEST%2030TH%20STREET,%20SUITE%201003,NEW%20YORK,NY)	Graph	1	\$115,000.00	\$115,000.00	\$115,000.00	\$115,000.00
FARIBA MAKOOI ARCHITECT PLLC., 242 W. 30 STREET, NEW YORK, NY (https://www.google.com/maps/place/242%20W.%2030%20STREET,NEW%20YORK,NY)	Graph	1	\$83,000.00	\$83,000.00	\$83,000.00	\$83,000.00
FISCHER & MAKOOI ARCHITECTS PLLC, 242 WEST 30TH STREET, SUITE 1102, NEW YORK, NY (https://www.google.com/maps/place/242%20WEST%2030TH%20STREET,%20SUITE%201102,NEW%20YORK,NY)	Graph	1	\$70,000.00	\$70,000.00	\$70,000.00	\$70,000.00
VIRGIN PULSE, INC., 242 W. 30TH STREET, NEW YORK, NY (https://www.google.com/maps/place/242%20W.%2030TH%20STREET,NEW%20YORK,NY)	Graph	1	\$90,176.50	\$90,176.50	\$90,176.50	\$90,176.50
ARCHSTONE BUILDERS LLC, 242 WEST 30TH STREET, NEW YORK, NY (https://www.google.com/maps/place/242%20WEST%2030TH%20STREET,NEW%20YORK,NY)	Graph	9	\$63,214.89	\$55,000.00	\$47,000.00	\$63,214.89
Totals	Graph	13	\$71,316.19	\$72,467.00	\$47,000.00	\$115,000.00

Latitude: 40.748959 Longitude: -73.99219

Employer Name/Worksite Address	Graph	Count	Mean Wage	Median Wage	Lowest Wage	Highest Wage
VEOLIA WATER NORTH AMERICA OPERATING SERVICES, LLC, 370 7TH AVE, NEW YORK, NY (https://www.google.com/maps/place/370%207TH%20AVE,NEW%20YORK,NY)	Graph	1	\$104,805.00	\$104,805.00	\$104,805.00	\$104,805.00
STARBUCKS COFFEE COMPANY, 370 SEVENTH AVENUE, NEW YORK, NY (https://www.google.com/maps/place/370%20SEVENTH%20AVENUE,NEW%20YORK,NY)	Graph	2	\$107,051.50	\$105,735.00	\$105,735.00	\$108,368.00
Totals	Graph	3	\$106,302.67	\$105,735.00	\$104,805.00	\$108,368.00

Latitude: 40.748979 Longitude: -73.975669						
Employer Name/Employer Address	Graph	Count	Mean Wage	Median Wage	Lowest Wage	High Wage
ANTI DEFACTION LEAGUE, 605 THIRD AVENUE, NEW YORK, NY (https://www.google.com/maps/place/605%20THIRD%20AVENUE,NEW%20YORK,NY)	Graph	1	\$50,574.00	\$50,574.00	\$50,574.00	\$50,574.00
MERIDIAM INFRASTRUCTURE NORTH AMERICA CORPORATION, 605 THIRD AVENUE, NEW YORK, NY (https://www.google.com/maps/place/605%20THIRD%20AVENUE,NEW%20YORK,NY)	Graph	1	\$145,000.00	\$145,000.00	\$145,000.00	\$145,000.00
NEUBERGER BERMAN GROUP LLC, 605 THIRD AVENUE, NEW YORK, NY (https://www.google.com/maps/place/605%20THIRD%20AVENUE,NEW%20YORK,NY)	Graph	1	\$122,500.00	\$122,500.00	\$122,500.00	\$122,500.00
NEW UNIVISION ENTERPRISES, LLC, 605 THIRD AVENUE, NEW YORK, NY (https://www.google.com/maps/place/605%20THIRD%20AVENUE,NEW%20YORK,NY)	Graph	1	\$143,850.00	\$143,850.00	\$143,850.00	\$143,850.00
UNIVISION INTERACTIVE MEDIA, INC., 605 THIRD AVENUE, NEW YORK, NY (https://www.google.com/maps/place/605%20THIRD%20AVENUE,NEW%20YORK,NY)	Graph	1	\$165,000.00	\$165,000.00	\$165,000.00	\$165,000.00
UNIVISION MANAGEMENT COMPANY, 605 THIRD AVENUE, 26TH FLOOR, NEW YORK, NY (https://www.google.com/maps/place/605%20THIRD%20AVENUE,%2026TH%20FLOOR,NEW%20YORK,NY)	Graph	1	\$140,000.00	\$140,000.00	\$140,000.00	\$140,000.00
UNIVISION MANAGEMENT COMPANY, 605 THIRD AVENUE, 33RD FLOOR, NEW YORK, NY (https://www.google.com/maps/place/605%20THIRD%20AVENUE,%2033RD%20FLOOR,NEW%20YORK,NY)	Graph	1	\$150,000.00	\$150,000.00	\$150,000.00	\$150,000.00
UNIVISION MANAGEMENT COMPANY, 605 THIRD AVENUE, NEW YORK, NY (https://www.google.com/maps/place/605%20THIRD%20AVENUE,NEW%20YORK,NY)	Graph	3	\$77,833.33	\$68,000.00	\$47,000.00	\$118,500.00
Totals	Graph	10	\$115,042.40	\$122,500.00	\$47,000.00	\$165,000.00

Employer Name/Worksite Address	Graph	Count	Mean Wage	Median Wage	Lowest Wage	High Wage
AECOM TECHNICAL SERVICES, INC., 605 3RD AVENUE, NEW YORK, NY (https://www.google.com/maps/place/605%203RD%20AVENUE,NEW%20YORK,NY)	Graph	1	\$58,100.00	\$58,100.00	\$58,100.00	\$58,100.00
AECOM TECHNICAL SERVICES, INC., 605 THIRD AVE, NEW YORK, NY (https://www.google.com/maps/place/605%20THIRD%20AVE,NEW%20YORK,NY)	Graph	1	\$62,171.00	\$62,171.00	\$62,171.00	\$62,171.00
NEW UNIVISION ENTERPRISES, LLC, 605 THIRD AVENUE, 25TH FLOOR, NEW YORK, NY (https://www.google.com/maps/place/605%20THIRD%20AVENUE,%2025TH%20FLOOR,NEW%20YORK,NY)	Graph	1	\$143,850.00	\$143,850.00	\$143,850.00	\$143,850.00
UNIVISION MANAGEMENT COMPANY, 605 THIRD AVENUE, 26TH FLOOR, NEW YORK, NY (https://www.google.com/maps/place/605%20THIRD%20AVENUE,%2026TH%20FLOOR,NEW%20YORK,NY)	Graph	1	\$140,000.00	\$140,000.00	\$140,000.00	\$140,000.00
UNIVISION MANAGEMENT COMPANY, 605 THIRD AVENUE,33RD FLOOR, NEW YORK, NY (https://www.google.com/maps/place/605%20THIRD%20AVENUE,33RD%20FLOOR,NEW%20YORK,NY)	Graph	1	\$150,000.00	\$150,000.00	\$150,000.00	\$150,000.00
NEUBERGER BERMAN GROUP LLC, 605 THIRD AVENUE, NEW YORK, NY (https://www.google.com/maps/place/605%20THIRD%20AVENUE,NEW%20YORK,NY)	Graph	7	\$102,367.71	\$118,500.00	\$47,000.00	\$165,000.00
CAPGEMINI AMERICA INC, 605 3RD AVE, NEW YORK, NY (https://www.google.com/maps/place/605%203RD%20AVE,NEW%20YORK,NY)	Graph	12	\$89,783.33	\$95,800.00	\$75,800.00	\$105,000.00
Totals	Graph	24	\$97,837.29	\$95,800.00	\$47,000.00	\$165,000.00

Latitude: 40.748995 Longitude: -73.975821						
Employer Name/Employer Address	Graph	Count	Mean Wage	Median Wage	Lowest Wage	Highes Wage
EASTFRONT MANAGEMENT LP, 600 THIRD AVENUE 2ND FLOOR, NEW YORK, NY (https://www.google.com/maps/place/600%20THIRD%20AVENUE%202ND%20FLOOR,NEW%20YORK,NY)	Graph	1	\$70,000.00	\$70,000.00	\$70,000.00	\$70,000.00
GEMINI TRUST COMPANY, LLC, 600 THIRD AVENUE, NEW YORK, NY (https://www.google.com/maps/place/600%20THIRD%20AVENUE,NEW%20YORK,NY)	Graph	1	\$80,000.00	\$80,000.00	\$80,000.00	\$80,000.00
INTERNATIONAL SEAWAYS SHIP MANAGEMENT LLC, 600 3RD AVE, NEW YORK, NY (https://www.google.com/maps/place/600%203RD%20AVE,NEW%20YORK,NY)	Graph	1	\$82,250.00	\$82,250.00	\$82,250.00	\$82,250.00
NEON LIBERTY CAPITAL MANAGEMENT LLC, 600 3RD AVENUE, NEW YORK, NY (https://www.google.com/maps/place/600%203RD%20AVENUE,NEW%20YORK,NY)	Graph	1	\$100,000.00	\$100,000.00	\$100,000.00	\$100,000.00
RELIANCE COMMUNICATIONS, INC., 600 THIRD AVENUE, 2ND FLOOR, NEW YORK, NY (https://www.google.com/maps/place/600%20THIRD%20AVENUE,%202ND%20FLOOR,NEW%20YORK,NY)	Graph	1	\$100,000.00	\$100,000.00	\$100,000.00	\$100,000.00
NEW YORK CITY FOOTBALL CLUB LLC, 600 THIRD AVE, 30TH FLOOR, NEW YORK, NY (https://www.google.com/maps/place/600%20THIRD%20AVE,%2030TH%20FLOOR,NEW%20YORK,NY)	Graph	2	\$46,686.00	\$46,676.00	\$46,676.00	\$46,696.00
MANDARIN CONSULTING INTERNATIONAL INC., 600 THIRD AVENUE, NEW YORK, NY (https://www.google.com/maps/place/600%20THIRD%20AVENUE,NEW%20YORK,NY)	Graph	7	\$42,203.14	\$40,414.40	\$40,414.40	\$46,675.00

Employer Name/Employer Address	Graph	Count	Mean Wage	Median Wage	Lowest Wage	Highest Wage
Totals	Graph	14	\$58,646.00	\$46,675.00	\$40,414.40	\$100,000.

Employer Name/Worksite Address	Graph	Count	Mean Wage	Median Wage	Lowest Wage	Highest Wage
EASTFRONT MANAGEMENT LP, 600 THIRD AVENUE 2ND FLOOR, NEW YORK, NY (https://www.google.com/maps/place/600%20THIRD%20AVENUE%202ND%20FLOOR,NEW%20YORK,NY)	Graph	1	\$70,000.00	\$70,000.00	\$70,000.00	\$70,000.00
RELIANCE COMMUNICATIONS, INC., 600 THIRD AVENUE, 2ND FLOOR, NEW YORK, NY (https://www.google.com/maps/place/600%20THIRD%20AVENUE,%202ND%20%20FLOOR,NEW%20YORK,NY)	Graph	1	\$100,000.00	\$100,000.00	\$100,000.00	\$100,000.00
TATA CONSULTANCY SERVICES LIMITED, 600 THIRD AVENUE, 4TH FLOOR, NEW YORK, NY (https://www.google.com/maps/place/600%20THIRD%20AVENUE,%204TH%20FLOOR,NEW%20YORK,NY)	Graph	1	\$71,781.00	\$71,781.00	\$71,781.00	\$71,781.00
INTERNATIONAL SEAWAYS SHIP MANAGEMENT LLC, 600 3RD AVE, NEW YORK, NY (https://www.google.com/maps/place/600%203RD%20AVE,NEW%20YORK,NY)	Graph	2	\$73,531.50	\$64,813.00	\$64,813.00	\$82,000.00
NEW YORK CITY FOOTBALL CLUB LLC, 600 THIRD AVE, 30TH FLOOR, NEW YORK, NY (https://www.google.com/maps/place/600%20THIRD%20AVE,%2030TH%20FLOOR,NEW%20YORK,NY)	Graph	2	\$46,686.00	\$46,676.00	\$46,676.00	\$46,676.00
PERSISTENT SYSTEMS, INC., 600 THIRD AVENUE, NEW YORK, NY (https://www.google.com/maps/place/600%20THIRD%20AVENUE,NEW%20YORK,NY)	Graph	10	\$49,682.90	\$40,414.40	\$40,414.40	\$71,781.00
DELOITTE CONSULTING LLP, 600 THIRD AVE, NEW YORK, NY (https://www.google.com/maps/place/600%20THIRD%20AVE,NEW%20YORK,NY)	Graph	16	\$82,168.81	\$83,000.00	\$69,701.00	\$83,000.00
NEON LIBERTY CAPITAL MANAGEMENT LLC, 600 3RD AVENUE, NEW YORK, NY (https://www.google.com/maps/place/600%203RD%20AVENUE,NEW%20YORK,NY)	Graph	16	\$94,253.13	\$93,870.00	\$93,870.00	\$100,000.00
Totals	Graph	49	\$77,587.67	\$83,000.00	\$40,414.40	\$100,000.00

Latitude: 40.749034 Longitude: -73.992136

Employer Name/Employer Address	Graph	Count	Mean Wage	Median Wage	Lowest Wage	Highest Wage
CENTAUR MEDIA USA INC, 350 7TH AVENUE, NEW YORK, NY (https://www.google.com/maps/place/350%207TH%20AVENUE,NEW%20YORK,NY)	Graph	1	\$82,000.00	\$82,000.00	\$82,000.00	\$82,000.00
Totals	Graph	1	\$82,000.00	\$82,000.00	\$82,000.00	\$82,000.00

Employer Name/Worksite Address	Graph	Count	Mean Wage	Median Wage	Lowest Wage	Highest Wage
CENTAUR MEDIA USA INC, 350 7TH AVENUE, NEW YORK CITY, NY (https://www.google.com/maps/place/350%207TH%20AVENUE,NEW%20YORK%20CITY,NY)	Graph	1	\$82,000.00	\$82,000.00	\$82,000.00	\$82,000.00
G.A. WINDOWS INC., 350 7TH AVENUE, NEW YORK, NY (https://www.google.com/maps/place/350%207TH%20AVENUE,NEW%20YORK,NY)	Graph	1	\$45,000.00	\$45,000.00	\$45,000.00	\$45,000.00
Totals	Graph	2	\$63,500.00	\$45,000.00	\$45,000.00	\$82,000.00

Latitude: 40.749045 Longitude: -73.992128

Employer Name/Employer Address	Graph	Count	Mean Wage	Median Wage	Lowest Wage	Highest Wage
GENERATION READY INC, 352 7TH AVENUE, NEW YORK, NY (https://www.google.com/maps/place/352%207TH%20AVENUE,NEW%20YORK,NY)	Graph	1	\$195,000.00	\$195,000.00	\$195,000.00	\$195,000.00
GENERATION READY INC, 352 7TH AVENUE, FLOOR 12A, NEW YORK, NY (https://www.google.com/maps/place/352%207TH%20AVENUE,%20FLOOR%2012A,NEW%20YORK,NY)	Graph	8	\$198,471.00	\$201,489.60	\$171,600.00	\$214,926.40
GENERATION READY INC., 352 7TH AVENUE, NEW YORK, NY (https://www.google.com/maps/place/352%207TH%20AVENUE,NEW%20YORK,NY)	Graph	17	\$210,526.59	\$206,710.40	\$195,000.00	\$249,600.00
Totals	Graph	26	\$206,220.00	\$201,510.40	\$171,600.00	\$249,600.00

Employer Name/Worksite Address	Graph	Count	Mean Wage	Median Wage	Lowest Wage	Highest Wage
GENERATION READY INC, 352 7TH AVENUE, NEW YORK, NY (https://www.google.com/maps/place/352%207TH%20AVENUE,NEW%20YORK,NY)	Graph	8	\$200,584.80	\$201,510.40	\$171,600.00	\$218,400.00

Employer Name/Worksite Address	Graph	Count	Mean Wage	Median Wage	Lowest Wage	Highest Wage
GENERATION READY INC., 352 7TH AVE., NEW YORK, NY (https://www.google.com/maps/place/352%207TH%20AVE.,NEW%20YORK,NY)	Graph	15	\$211,036.80	\$206,710.40	\$195,000.00	\$249,600.00
Totals	Graph	23	\$207,401.32	\$206,689.60	\$171,600.00	\$249,600.00

Latitude: 40.749064 Longitude: -73.925078

Employer Name/Employer Address	Graph	Count	Mean Wage	Median Wage	Lowest Wage	Highest Wage
SAVVYTECH SECURITY NEW YORK INC, 4124 39TH STREET, SUNNYSIDE, NY (https://www.google.com/maps/place/4124%2039TH%20STREET,SUNNYSIDE,NY)	Graph	1	\$65,748.80	\$65,748.80	\$65,748.80	\$65,748.80
Totals	Graph	1	\$65,748.80	\$65,748.80	\$65,748.80	\$65,748.80

Employer Name/Worksite Address	Graph	Count	Mean Wage	Median Wage	Lowest Wage	Highest Wage
SAVVYTECH SECURITY NEW YORK INC, 4124 39TH STREET, SUNNYSIDE, NY (https://www.google.com/maps/place/4124%2039TH%20STREET,SUNNYSIDE,NY)	Graph	1	\$65,748.80	\$65,748.80	\$65,748.80	\$65,748.80
Totals	Graph	1	\$65,748.80	\$65,748.80	\$65,748.80	\$65,748.80

Latitude: 40.749094 Longitude: -73.993768

Employer Name/Employer Address	Graph	Count	Mean Wage	Median Wage	Lowest Wage	Highest Wage
ASCEND FOUNDATION INC., 247 WEST 30TH STREET, 12TH FLOOR, NEW YORK, NY (https://www.google.com/maps/place/247%20WEST%2030TH%20STREET,%2012TH%20FLOOR,NEW%20YORK,NY)	Graph	1	\$63,000.00	\$63,000.00	\$63,000.00	\$63,000.00
LIPPMANN ENTERPRISES LLC, 247 WEST 30TH STREET, NEW YORK, NY (https://www.google.com/maps/place/247%20WEST%2030TH%20STREET,NEW%20YORK,NY)	Graph	1	\$87,000.00	\$87,000.00	\$87,000.00	\$87,000.00
TITANIUM CONSTRUCTION SERVICES, INC., 247 WEST 30TH STREET, 11TH FLOOR, NEW YORK, NY (https://www.google.com/maps/place/247%20WEST%2030TH%20STREET,%2011TH%20FLOOR,NEW%20YORK,NY)	Graph	1	\$41,600.00	\$41,600.00	\$41,600.00	\$41,600.00
TITANIUM CONSTRUCTION SERVICES, INC., 247 WEST 30TH STREET, NEW YORK, NY (https://www.google.com/maps/place/247%20WEST%2030TH%20STREET,NEW%20YORK,NY)	Graph	1	\$46,446.00	\$46,446.00	\$46,446.00	\$46,446.00
Totals	Graph	4	\$59,511.50	\$46,446.00	\$41,600.00	\$87,000.00

Employer Name/Worksite Address	Graph	Count	Mean Wage	Median Wage	Lowest Wage	Highest Wage
ASCEND FOUNDATION INC., 247 WEST 30TH STREET, 12TH FLOOR, NEW YORK, NY (https://www.google.com/maps/place/247%20WEST%2030TH%20STREET,%2012TH%20FLOOR,NEW%20YORK,NY)	Graph	1	\$63,000.00	\$63,000.00	\$63,000.00	\$63,000.00
LIPPMANN ENTERPRISES LLC, 247 WEST 30TH STREET, NEW YORK, NY (https://www.google.com/maps/place/247%20WEST%2030TH%20STREET,NEW%20YORK,NY)	Graph	1	\$87,000.00	\$87,000.00	\$87,000.00	\$87,000.00
TITANIUM CONSTRUCTION SERVICES, INC., 247 WEST 30TH STREET, 11TH FLOOR, NEW YORK, NY (https://www.google.com/maps/place/247%20WEST%2030TH%20STREET,%2011TH%20FLOOR,NEW%20YORK,NY)	Graph	1	\$41,600.00	\$41,600.00	\$41,600.00	\$41,600.00
TITANIUM CONSTRUCTION SERVICES, INC., 247 WEST 30TH STREET, NEW YORK, NY (https://www.google.com/maps/place/247%20WEST%2030TH%20STREET,NEW%20YORK,NY)	Graph	1	\$46,446.00	\$46,446.00	\$46,446.00	\$46,446.00
Totals	Graph	4	\$59,511.50	\$46,446.00	\$41,600.00	\$87,000.00

Latitude: 40.749098 Longitude: -73.98598

Employer Name/Employer Address	Graph	Count	Mean Wage	Median Wage	Lowest Wage	Highest Wage
BOROUGH EQUITIES LLC, 45 WEST 34TH STREET, SUITE 1001, NEW YORK, NY (https://www.google.com/maps/place/45%20WEST%2034TH%20STREET,%20SUITE%201001,NEW%20YORK,NY)	Graph	1	\$70,000.00	\$70,000.00	\$70,000.00	\$70,000.00
HYPR CORP, 45 WEST 34TH ST, NEW YORK, NY (https://www.google.com/maps/place/45%20WEST%2034TH%20ST,NEW%20YORK,NY)	Graph	1	\$108,000.00	\$108,000.00	\$108,000.00	\$108,000.00
HYPR CORP, 45 WEST 34TH ST., NEW YORK, NY (https://www.google.com/maps/place/45%20WEST%2034TH%20ST.,NEW%20YORK,NY)	Graph	1	\$107,000.00	\$107,000.00	\$107,000.00	\$107,000.00

Employer Name/Employer Address	Graph	Count	Mean Wage	Median Wage	Lowest Wage	Highest Wage
TABATA OXFORD PERSONNEL LLC, 45 WEST 34TH STREET, NEW YORK, NY (https://www.google.com/maps/place/45%20WEST%2034TH%20STREET,NEW%20YORK,NY)	Graph	2	\$50,500.00	\$49,000.00	\$49,000.00	\$50,500.00
Totals	Graph	5	\$77,200.00	\$70,000.00	\$49,000.00	\$107,000.00

Employer Name/Worksite Address	Graph	Count	Mean Wage	Median Wage	Lowest Wage	Highest Wage
BOROUGH EQUITIES LLC, 45 WEST 34TH STREET, SUITE 1001, NEW YORK, NY (https://www.google.com/maps/place/45%20WEST%2034TH%20STREET,%20SUITE%201001,NEW%20YORK,NY)	Graph	1	\$70,000.00	\$70,000.00	\$70,000.00	\$70,000.00
HYPR CORP, 45 WEST 34TH ST, NEW YORK, NY (https://www.google.com/maps/place/45%20WEST%2034TH%20ST,NEW%20YORK,NY)	Graph	1	\$108,000.00	\$108,000.00	\$108,000.00	\$108,000.00
HYPR CORP, 45 WEST 34TH ST., NEW YORK, NY (https://www.google.com/maps/place/45%20WEST%2034TH%20ST.,NEW%20YORK,NY)	Graph	1	\$107,000.00	\$107,000.00	\$107,000.00	\$107,000.00
TABATA OXFORD PERSONNEL LLC, 45 WEST 34TH STREET, NEW YORK, NY (https://www.google.com/maps/place/45%20WEST%2034TH%20STREET,NEW%20YORK,NY)	Graph	2	\$50,500.00	\$49,000.00	\$49,000.00	\$50,500.00
Totals	Graph	5	\$77,200.00	\$70,000.00	\$49,000.00	\$107,000.00

Latitude: 40.749102 Longitude: -73.641535

Employer Name/Employer Address	Graph	Count	Mean Wage	Median Wage	Lowest Wage	Highest Wage
ANSU CONSTRUCTION, INC., 202 JERICHO TURNPIKE, MINEOLA, NY (https://www.google.com/maps/place/202%20JERICHO%20TURNPIKE,MINEOLA,NY)	Graph	1	\$70,000.00	\$70,000.00	\$70,000.00	\$70,000.00
Totals	Graph	1	\$70,000.00	\$70,000.00	\$70,000.00	\$70,000.00

Employer Name/Worksite Address	Graph	Count	Mean Wage	Median Wage	Lowest Wage	Highest Wage
ANSU CONSTRUCTION, INC., 202 JERICHO TURNPIKE, MINEOLA, NY (https://www.google.com/maps/place/202%20JERICHO%20TURNPIKE,MINEOLA,NY)	Graph	1	\$70,000.00	\$70,000.00	\$70,000.00	\$70,000.00
Totals	Graph	1	\$70,000.00	\$70,000.00	\$70,000.00	\$70,000.00

Latitude: 40.749106 Longitude: -74.003222

Employer Name/Employer Address	Graph	Count	Mean Wage	Median Wage	Lowest Wage	Highest Wage
AVENUES NEW YORK LLC, 259 TENTH AVENUE, NEW YORK, NY (https://www.google.com/maps/place/259%20TENTH%20AVENUE,NEW%20YORK,NY)	Graph	16	\$64,461.88	\$66,300.00	\$38,600.00	\$116,000.00
Totals	Graph	16	\$64,461.88	\$66,300.00	\$38,600.00	\$116,000.00

Employer Name/Worksite Address	Graph	Count	Mean Wage	Median Wage	Lowest Wage	Highest Wage
AVENUES NEW YORK LLC, 259 TENTH AVENUE, NEW YORK, NY (https://www.google.com/maps/place/259%20%20TENTH%20AVENUE,NEW%20YORK,NY)	Graph	1	\$38,600.00	\$38,600.00	\$38,600.00	\$38,600.00
AVENUES NEW YORK LLC, 259 TENTH AVENUE, NEW YORK, NY (https://www.google.com/maps/place/259%20TENTH%20AVENUE,NEW%20YORK,NY)	Graph	14	\$62,627.86	\$66,300.00	\$38,600.00	\$89,000.00
Totals	Graph	15	\$61,026.00	\$66,300.00	\$38,600.00	\$89,000.00

Latitude: 40.749143 Longitude: -73.993884

Employer Name/Employer Address	Graph	Count	Mean Wage	Median Wage	Lowest Wage	Highest Wage
NYC GUITAR SCHOOL INC, 251 WEST 30TH STREET 7TH FLOOR, NEW YORK CITY, NY (https://www.google.com/maps/place/251%20WEST%2030TH%20STREET%207TH%20FLOOR,NEW%20YORK%20CITY,NY)	Graph	3	\$23,640.00	\$23,660.00	\$23,600.00	\$23,660.00
Totals	Graph	3	\$23,640.00	\$23,660.00	\$23,600.00	\$23,660.00

Employer Name/Worksite Address	Graph	Count	Mean Wage	Median Wage	Lowest Wage	Highest Wage
NYC GUITAR SCHOOL INC, 251 W 30TH STREET, 7TH FLOOR, NEW YORK, NY (https://www.google.com/maps/place/251%20W%2030TH%20STREET,%207TH%20FLOOR,NEW%20YORK,NY)	Graph	1	\$23,600.00	\$23,600.00	\$23,600.00	\$23,600.00
Totals	Graph	1	\$23,600.00	\$23,600.00	\$23,600.00	\$23,600.00

Latitude: 40.749148 Longitude: -73.969462

Employer Name/Worksite Address	Graph	Count	Mean Wage	Median Wage	Lowest Wage	Highest Wage
CORPORATE SOLUTIONS GENERAL INC, 3 UNITED NATIONS PLAZA, NEW YORK, NY (https://www.google.com/maps/place/3%20UNITED%20NATIONS%20PLAZA,NEW%20YORK,NY)	Graph	3	\$76,740.33	\$80,000.00	\$70,221.00	\$80,000.00
Totals	Graph	3	\$76,740.33	\$80,000.00	\$70,221.00	\$80,000.00

Latitude: 40.749153 Longitude: -73.991886

Employer Name/Employer Address	Graph	Count	Mean Wage	Median Wage	Lowest Wage	Highest Wage
AMC NETWORK ENTERTAINMENT LLC, 11 PENN PLAZA, NEW YORK, NY (https://www.google.com/maps/place/11%20PENN%20PLAZA,NEW%20YORK,NY)	Graph	1	\$190,000.00	\$190,000.00	\$190,000.00	\$190,000.00
AMNESTY INTERNATIONAL OF THE USA, 5 PENN PLAZA, NEW YORK, NY (https://www.google.com/maps/place/5%20PENN%20PLAZA,NEW%20YORK,NY)	Graph	1	\$60,000.00	\$60,000.00	\$60,000.00	\$60,000.00
AUDIOWORKS PRODUCERS GROUP, INC., 307 SEVENTH AVENUE, NEW YORK, NY (https://www.google.com/maps/place/307%20SEVENTH%20AVENUE,NEW%20YORK,NY)	Graph	1	\$62,400.00	\$62,400.00	\$62,400.00	\$62,400.00
BRISKPOINT INC., 5 PENN PLAZA 19TH FLOOR, NEW YORK, NY (https://www.google.com/maps/place/5%20PENN%20PLAZA%2019TH%20FLOOR,NEW%20YORK,NY)	Graph	1	\$120,000.00	\$120,000.00	\$120,000.00	\$120,000.00
IFC ENTERTAINMENT HOLDINGS LLC, 11 PENN PLAZA, NEW YORK, NY (https://www.google.com/maps/place/11%20PENN%20PLAZA,NEW%20YORK,NY)	Graph	1	\$83,000.00	\$83,000.00	\$83,000.00	\$83,000.00
KC ENGINEERING AND LAND SURVEYING, P.C., 7 PENN PLAZA, SUITE 1604, NEW YORK, NY (https://www.google.com/maps/place/7%20PENN%20PLAZA,%20SUITE%201604,NEW%20YORK,NY)	Graph	1	\$62,171.00	\$62,171.00	\$62,171.00	\$62,171.00
MACY'S CORPORATE SERVICES, INC., 11 PENN PLAZA, NEW YORK, NY (https://www.google.com/maps/place/11%20PENN%20PLAZA,NEW%20YORK,NY)	Graph	1	\$68,370.00	\$68,370.00	\$68,370.00	\$68,370.00
NEW YORK HABITAT VLF, INC., 307 SEVENTH AVENUE, SUITE 306, NEW YORK, NY (https://www.google.com/maps/place/307%20SEVENTH%20AVENUE,%20SUITE%20306,NEW%20YORK,NY)	Graph	1	\$54,000.00	\$54,000.00	\$54,000.00	\$54,000.00
NONPROFIT FISCAL MANAGEMENT, LLC, 5 PENN PLAZA SUITE 1976, NEW YORK, NY (https://www.google.com/maps/place/5%20PENN%20PLAZA%20SUITE%201976,NEW%20YORK,NY)	Graph	1	\$55,764.80	\$55,764.80	\$55,764.80	\$55,764.80
PROTAX CONSULTING SERVICES INC., SEVEN PENN PLAZA, NEW YORK, NY (https://www.google.com/maps/place/SEVEN%20PENN%20PLAZA,NEW%20YORK,NY)	Graph	1	\$55,764.80	\$55,764.80	\$55,764.80	\$55,764.80
RAILWORKS CORPORATION, 5 PENN PLAZA, NEW YORK, NY (https://www.google.com/maps/place/5%20PENN%20PLAZA,NEW%20YORK,NY)	Graph	1	\$63,752.00	\$63,752.00	\$63,752.00	\$63,752.00
SAFE SPACE NYC, INC., 305 SEVENTH AVENUE, NEW YORK, NY (https://www.google.com/maps/place/305%20SEVENTH%20AVENUE,NEW%20YORK,NY)	Graph	1	\$58,000.00	\$58,000.00	\$58,000.00	\$58,000.00
THE DOMAN GROUP LLC, 5 PENN PLAZA, NEW YORK, NY (https://www.google.com/maps/place/5%20PENN%20PLAZA,NEW%20YORK,NY)	Graph	1	\$185,000.00	\$185,000.00	\$185,000.00	\$185,000.00
TOWN SPORTS INTERNATIONAL, 5 PENN PLAZA, NEW YORK, NY (https://www.google.com/maps/place/5%20PENN%20PLAZA,NEW%20YORK,NY)	Graph	1	\$116,147.20	\$116,147.20	\$116,147.20	\$116,147.20
AKW ANALYTICS INC., 5 PENN PLAZA, NEW YORK, NY (https://www.google.com/maps/place/5%20PENN%20PLAZA,NEW%20YORK,NY)	Graph	2	\$90,200.00	\$80,400.00	\$80,400.00	\$100,000.00
COVENANT HOUSE, 5 PENN PLAZA, NE YORK, NY (https://www.google.com/maps/place/5%20PENN%20PLAZA,NE%20YORK,NY)	Graph	2	\$50,000.00	\$50,000.00	\$50,000.00	\$50,000.00
GOOD SHEPHERD SERVICES, 305 SEVENTH AVENUE, NEW YORK, NY (https://www.google.com/maps/place/305%20SEVENTH%20AVENUE,NEW%20YORK,NY)	Graph	2	\$39,724.88	\$39,724.88	\$39,724.88	\$39,724.88
KEYME INC., 5 PENN PLAZA, NEW YORK, NY (https://www.google.com/maps/place/5%20PENN%20PLAZA,NEW%20YORK,NY)	Graph	2	\$70,000.00	\$60,000.00	\$60,000.00	\$80,000.00
RAINBOW MEDIA HOLDINGS LLC, 11 PENN PLAZA, NEW YORK, NY (https://www.google.com/maps/place/11%20PENN%20PLAZA,NEW%20YORK,NY)	Graph	2	\$158,457.82	\$129,715.63	\$129,715.63	\$187,200.00
KC ENGINEERING AND LAND SURVEYING, P.C., 7 PENN PLAZA, NEW YORK, NY (https://www.google.com/maps/place/7%20PENN%20PLAZA,NEW%20YORK,NY)	Graph	4	\$62,171.00	\$62,171.00	\$62,171.00	\$62,171.00

Employer Name/Employer Address	Graph	Count	Mean Wage	Median Wage	Lowest Wage	High Wage
BCA WATSON RICE LLP, 5 PENN PLAZA, 15TH FLOOR, NEW YORK, NY (https://www.google.com/maps/place/5%20PENN%20PLAZA,%2015TH%20FLOOR,NEW%20YORK,NY)	Graph	5	\$55,765.00	\$55,765.00	\$55,765.00	\$55,765.00
MARCUM BERNSTEIN & PINCHUK, LLP, SEVEN PENN PLAZA, SUITE 830, NEW YORK, NY (https://www.google.com/maps/place/SEVEN%20PENN%20PLAZA,%20SUITE%20830,NEW%20YORK,NY)	Graph	6	\$55,764.80	\$55,764.80	\$55,764.80	\$55,764.80
Totals	Graph	39	\$74,698.28	\$60,000.00	\$39,724.88	\$190,000.00

Employer Name/Worksite Address	Graph	Count	Mean Wage	Median Wage	Lowest Wage	High Wage
CLINPHARMA CONSULTING GLOBAL GROUP LLC, 5 PENN PLAZA, 18TH FLOOR, NEW YORK, NY (https://www.google.com/maps/place/5%20PENN%20PLAZA,%2018TH%20FLOOR,NEW%20YORK,NY)	Graph	1	\$70,221.00	\$70,221.00	\$70,221.00	\$70,221.00
EMC CORPORATION, 1 PENN PLAZA, NEW YORK, NY (https://www.google.com/maps/place/1%20PENN%20PLAZA,NEW%20YORK,NY)	Graph	1	\$104,936.00	\$104,936.00	\$104,936.00	\$104,936.00
HCL AMERICA, INC., 5 PENN PLAZA 11TH FLOOR, NEW YORK, NY (https://www.google.com/maps/place/5%20PENN%20PLAZA%20%2011TH%20FLOOR,NEW%20YORK,NY)	Graph	1	\$71,781.00	\$71,781.00	\$71,781.00	\$71,781.00
NAGARRO, INC., 5 PENN PLAZA, 23RD FLOOR, NEW YORK, NY (https://www.google.com/maps/place/5%20PENN%20PLAZA,%20%2023RD%20FLOOR,NEW%20YORK,NY)	Graph	1	\$88,000.00	\$88,000.00	\$88,000.00	\$88,000.00
NEW YORK HABITAT VLF, INC., 307 SEVENTH AVENUE, SUITE 306, NEW YORK, NY (https://www.google.com/maps/place/307%20SEVENTH%20AVENUE,%20SUITE%20306,NEW%20YORK,NY)	Graph	1	\$54,000.00	\$54,000.00	\$54,000.00	\$54,000.00
NONPROFIT FISCAL MANAGEMENT, LLC, 5 PENN PLAZA SUITE 1976, NEW YORK, NY (https://www.google.com/maps/place/5%20PENN%20PLAZA%20SUITE%201976,NEW%20YORK,NY)	Graph	1	\$55,764.80	\$55,764.80	\$55,764.80	\$55,764.80
ORION SYSTEMS INTEGRATORS LLC, FIVE PENN PLAZA, NEW YORK, NY (https://www.google.com/maps/place/FIVE%20PENN%20PLAZA,NEW%20YORK,NY)	Graph	1	\$98,000.00	\$98,000.00	\$98,000.00	\$98,000.00
PROTAX CONSULTING SERVICES INC., SEVEN PENN PLAZA, NEW YORK, NY (https://www.google.com/maps/place/SEVEN%20PENN%20PLAZA,NEW%20YORK,NY)	Graph	1	\$55,764.80	\$55,764.80	\$55,764.80	\$55,764.80
STEVEN WINTER ASSOCIATES, INC., 307 SEVENTH AVENUE, SUITE 1701, NEW YORK, NY (https://www.google.com/maps/place/307%20SEVENTH%20AVENUE,%20SUITE%201701,NEW%20YORK,NY)	Graph	1	\$100,999.92	\$100,999.92	\$100,999.92	\$100,999.92
TECHLAND INC, ONE PENN PLAZA, NEW YORK, NY (https://www.google.com/maps/place/ONE%20PENN%20PLAZA,NEW%20YORK,NY)	Graph	1	\$90,000.00	\$90,000.00	\$90,000.00	\$90,000.00
COMSCORE, INC., 7 PENN PLAZA, 10TH FLOOR, NEW YORK, NY (https://www.google.com/maps/place/7%20PENN%20PLAZA,%2010TH%20FLOOR,NEW%20YORK,NY)	Graph	2	\$88,993.00	\$67,986.00	\$67,986.00	\$110,000.00
ZEDVENTURES INC., 5 PENN PLAZA, FLOOR 22, NEW YORK, NY (https://www.google.com/maps/place/5%20PENN%20PLAZA,%20FLOOR%2022,NEW%20YORK,NY)	Graph	2	\$68,500.00	\$67,000.00	\$67,000.00	\$70,000.00
CONSULTNET, LLC, 2 PENN PLAZA, NEW YORK, NY (https://www.google.com/maps/place/2%20PENN%20PLAZA,NEW%20YORK,NY)	Graph	3	\$95,505.21	\$85,000.00	\$71,800.00	\$129,700.00
STEVEN WINTER ASSOCIATES, INC., 307 SEVENTH AVENUE, NEW YORK, NY (https://www.google.com/maps/place/307%20SEVENTH%20AVENUE,NEW%20YORK,NY)	Graph	3	\$61,666.67	\$62,000.00	\$60,000.00	\$63,000.00
BCA WATSON RICE LLP, 5 PENN PLAZA, 15TH FLOOR, NEW YORK, NY (https://www.google.com/maps/place/5%20PENN%20PLAZA,%2015TH%20FLOOR,NEW%20YORK,NY)	Graph	5	\$55,765.00	\$55,765.00	\$55,765.00	\$55,765.00
MARCUM BERNSTEIN & PINCHUK, LLP, SEVEN PENN PLAZA, SUITE 830, NEW YORK, NY (https://www.google.com/maps/place/SEVEN%20PENN%20PLAZA,%20SUITE%20830,NEW%20YORK,NY)	Graph	6	\$55,764.80	\$55,764.80	\$55,764.80	\$55,764.80
COMSCORE, INC., 7 PENN PLAZA, NEW YORK, NY (https://www.google.com/maps/place/7%20PENN%20PLAZA,NEW%20YORK,NY)	Graph	7	\$76,097.71	\$62,171.00	\$45,000.00	\$149,000.00
IFC ENTERTAINMENT HOLDINGS LLC, 11 PENN PLAZA, NEW YORK, NY (https://www.google.com/maps/place/11%20PENN%20PLAZA,NEW%20YORK,NY)	Graph	7	\$100,930.14	\$83,000.00	\$68,370.00	\$190,000.00
NAGARRO, INC., 5 PENN PLAZA, 23RD FLOOR, NEW YORK, NY (https://www.google.com/maps/place/5%20PENN%20PLAZA,%2023RD%20FLOOR,NEW%20YORK,NY)	Graph	10	\$80,200.00	\$75,000.00	\$75,000.00	\$95,000.00
DELOITTE CONSULTING LLP, TWO PENN PLAZA, NEW YORK, NY (https://www.google.com/maps/place/TWO%20PENN%20PLAZA,NEW%20YORK,NY)	Graph	15	\$58,198.00	\$58,198.00	\$58,198.00	\$58,198.00
NAGARRO, INC., 5 PENN PLAZA. 23RD FLOOR, NEW YORK, NY (https://www.google.com/maps/place/5%20PENN%20PLAZA.%2023RD%20FLOOR,NEW%20YORK,NY)	Graph	36	\$77,083.33	\$75,000.00	\$72,000.00	\$100,000.00
NIFTEK, INC., 5 PENN PLAZA, NEW YORK, NY (https://www.google.com/maps/place/5%20PENN%20PLAZA,NEW%20YORK,NY)	Graph	56	\$89,589.95	\$83,000.00	\$56,000.00	\$185,000.00
Totals	Graph	162	\$79,602.38	\$75,000.00	\$45,000.00	\$190,000.00

Latitude: 40.749192 Longitude: -73.982002

Employer Name/Employer Address	Graph	Count	Mean Wage	Median Wage	Lowest Wage	Highest Wage
YU ACUPUNCTURE PC, 220 MADISON AVENUE OFFICE C, NEW YORK, NY (https://www.google.com/maps/place/220%20MADISON%20AVENUE%20OFFICE%20C,NEW%20YORK,NY)	Graph	2	\$54,870.40	\$47,340.80	\$47,340.80	\$62,400.00
Totals	Graph	2	\$54,870.40	\$47,340.80	\$47,340.80	\$62,400.00

Employer Name/Worksite Address	Graph	Count	Mean Wage	Median Wage	Lowest Wage	Highest Wage
YU ACUPUNCTURE PC, 220 MADISON AVENUE OFFICE C, NEW YORK, NY (https://www.google.com/maps/place/220%20MADISON%20AVENUE%20OFFICE%20C,NEW%20YORK,NY)	Graph	2	\$54,870.40	\$47,340.80	\$47,340.80	\$62,400.00
Totals	Graph	2	\$54,870.40	\$47,340.80	\$47,340.80	\$62,400.00

Latitude: 40.749208 Longitude: -73.969477

Employer Name/Employer Address	Graph	Count	Mean Wage	Median Wage	Lowest Wage	Highest Wage
HUAJING GROUP CORP., 866 UNITED NATIONS PLAZA, NEW YORK, NY (https://www.google.com/maps/place/866%20UNITED%20NATIONS%20PLAZA,NEW%20YORK,NY)	Graph	1	\$58,240.00	\$58,240.00	\$58,240.00	\$58,240.00
STATTEK INTERNATIONAL, INC, 866 UNITED NATIONS PLAZA, NEW YORK, NY (https://www.google.com/maps/place/866%20UNITED%20NATIONS%20PLAZA,NEW%20YORK,NY)	Graph	1	\$57,491.00	\$57,491.00	\$57,491.00	\$57,491.00
WORLD ART CENTER LTD, 866 UNITED NATIONS PLAZA SUITE 406, NEW YORK, NY (https://www.google.com/maps/place/866%20UNITED%20NATIONS%20PLAZA%20SUITE%20406,NEW%20YORK,NY)	Graph	1	\$35,500.00	\$35,500.00	\$35,500.00	\$35,500.00
Totals	Graph	3	\$50,410.33	\$57,491.00	\$35,500.00	\$58,240.00

Employer Name/Worksite Address	Graph	Count	Mean Wage	Median Wage	Lowest Wage	Highest Wage
WORLD ART CENTER LTD, 866 UNITED NATIONS PLAZA SUITE 406, NEW YORK, NY (https://www.google.com/maps/place/866%20UNITED%20NATIONS%20PLAZA%20SUITE%20406,NEW%20YORK,NY)	Graph	1	\$35,500.00	\$35,500.00	\$35,500.00	\$35,500.00
HUAJING GROUP CORP., 866 UNITED NATIONS PLAZA, NEW YORK, NY (https://www.google.com/maps/place/866%20UNITED%20NATIONS%20PLAZA,NEW%20YORK,NY)	Graph	2	\$57,865.50	\$57,491.00	\$57,491.00	\$57,491.00
Totals	Graph	3	\$50,410.33	\$57,491.00	\$35,500.00	\$57,491.00

Latitude: 40.749209 Longitude: -73.969478

Employer Name/Employer Address	Graph	Count	Mean Wage	Median Wage	Lowest Wage	Highest Wage
WORLD CONFERENCE OF RELIGIONS FOR PEACE INC., 777 UNITED NATIONS PLAZA, NEW YORK, NY (https://www.google.com/maps/place/777%20UNITED%20NATIONS%20PLAZA,NEW%20YORK,NY)	Graph	1	\$37,398.00	\$37,398.00	\$37,398.00	\$37,398.00
AMERICAN FRIENDS OF BUCERIUS LAW SCHOOL, INC., 871 UNITED NATIONS PLAZA, NEW YORK, NY (https://www.google.com/maps/place/871%20UNITED%20NATIONS%20PLAZA,NEW%20YORK,NY)	Graph	2	\$95,000.00	\$95,000.00	\$95,000.00	\$95,000.00
INTERNATIONAL PEACE INSTITUTE, 777 UNITED NATIONS PLAZA, NEW YORK, NY (https://www.google.com/maps/place/777%20UNITED%20NATIONS%20PLAZA,NEW%20YORK,NY)	Graph	2	\$281,200.00	\$62,400.00	\$62,400.00	\$500,000.00
Totals	Graph	5	\$157,959.60	\$95,000.00	\$37,398.00	\$500,000.00

Employer Name/Worksite Address	Graph	Count	Mean Wage	Median Wage	Lowest Wage	Highest Wage
HUAXIN PETROLEUM USA LLC, 845 UNITED NATIONS PLAZA, # 78B, NEW YORK, NY (https://www.google.com/maps/place/845%20UNITED%20NATIONS%20PLAZA,%20#%2078B,NEW%20YORK,NY)	Graph	1	\$48,880.00	\$48,880.00	\$48,880.00	\$48,880.00
ALPHA CLINICAL SYSTEMS, INC, 809 UNITED NATIONS PLAZA, NEW YORK, NY (https://www.google.com/maps/place/809%20UNITED%20NATIONS%20PLAZA,NEW%20YORK,NY)	Graph	2	\$80,500.00	\$76,000.00	\$76,000.00	\$85,000.00
AMERICAN FRIENDS OF BUCERIUS LAW SCHOOL, INC., 871 UNITED NATIONS PLAZA, NEW YORK, NY (https://www.google.com/maps/place/871%20UNITED%20NATIONS%20PLAZA,NEW%20YORK,NY)	Graph	2	\$95,000.00	\$95,000.00	\$95,000.00	\$95,000.00
INTERNATIONAL PEACE INSTITUTE, 777 UNITED NATIONS PLAZA, NEW YORK, NY (https://www.google.com/maps/place/777%20UNITED%20NATIONS%20PLAZA,NEW%20YORK,NY)	Graph	3	\$199,932.67	\$62,400.00	\$37,398.00	\$500,000.00

Employer Name/Worksite Address	Graph	Count	Mean Wage	Median Wage	Lowest Wage	Hig W
Totals	Graph	8	\$124,959.75	\$76,000.00	\$37,398.00	\$500

Latitude: 40.749215 Longitude: -74.003636

Employer Name/Employer Address	Graph	Count	Mean Wage	Median Wage	Lowest Wage	Highest Wage
ZOI AGENCY INC., 511 WEST 25TH STREET, NEW YORK, NY (https://www.google.com/maps/place/511%20WEST%2025TH%20STREET,NEW%20YORK,NY)	Graph	1	\$45,000.00	\$45,000.00	\$45,000.00	\$45,000.00
Totals	Graph	1	\$45,000.00	\$45,000.00	\$45,000.00	\$45,000.00

Employer Name/Worksite Address	Graph	Count	Mean Wage	Median Wage	Lowest Wage	Highest Wage
ZOI AGENCY INC., 511 WEST 25TH STREET, NEW YORK, NY (https://www.google.com/maps/place/511%20WEST%2025TH%20STREET,NEW%20YORK,NY)	Graph	1	\$45,000.00	\$45,000.00	\$45,000.00	\$45,000.00
Totals	Graph	1	\$45,000.00	\$45,000.00	\$45,000.00	\$45,000.00

Latitude: 40.749231 Longitude: -73.991993

Employer Name/Employer Address	Graph	Count	Mean Wage	Median Wage	Lowest Wage	Highest Wage
AXIOM MARKETS LLC, TWO PENN PLAZA, NEW YORK, NY (https://www.google.com/maps/place/TWO%20PENN%20PLAZA,NEW%20YORK,NY)	Graph	1	\$71,000.00	\$71,000.00	\$71,000.00	\$71,000.00
MSG SPORTS & ENTERTAINMENT, LLC, 2 PENN PLAZA, NEW YORK, NY (https://www.google.com/maps/place/2%20PENN%20PLAZA,NEW%20YORK,NY)	Graph	1	\$135,000.00	\$135,000.00	\$135,000.00	\$135,000.00
INFORMATION BUILDERS INC., 2 PENN PLAZA, NEW YORK, NY (https://www.google.com/maps/place/2%20PENN%20PLAZA,NEW%20YORK,NY)	Graph	3	\$72,923.36	\$62,075.04	\$62,075.04	\$94,620.00
Totals	Graph	5	\$84,954.02	\$71,000.00	\$62,075.04	\$135,000.00

Employer Name/Worksite Address	Graph	Count	Mean Wage	Median Wage
AXIOM MARKETS LLC, TWO PENN PLAZA, NEW YORK, NY (https://www.google.com/maps/place/TWO%20PENN%20PLAZA,NEW%20YORK,NY)	Graph	1	\$71,000.00	\$71,000.00
ECONTENTI INC., 2P PENN PLAZA, 25TH FLOOR, NEW YORK, NY (https://www.google.com/maps/place/2P%20PENN%20PLAZA,%2025TH%20FLOOR,NEW%20YORK,NY)	Graph	1	\$65,000.00	\$65,000.00
EFFICA TECHNOLOGIES, INC., 2 PENN PLAZA, 20TH FLOOR, NEW YORK, NY (https://www.google.com/maps/place/2%20PENN%20PLAZA,%2020TH%20FLOOR,NEW%20YORK,NY)	Graph	1	\$64,890.00	\$64,890.00
GLOBAL INFORMATION TECHNOLOGY, INC., 2 PENN PLAZA,, NEW YORK, NY (https://www.google.com/maps/place/2%20PENN%20PLAZA,,NEW%20YORK,NY)	Graph	1	\$60,000.00	\$60,000.00
HEXACORP LLC, 2 PENN PLAZA 23RD FLOOR, NEW YORK, NY (https://www.google.com/maps/place/2%20PENN%20PLAZA,%2023RD%20FLOOR,NEW%20YORK,NY)	Graph	1	\$91,000.00	\$91,000.00
NESS USA, INC., 2 PENN PLAZA, 25TH FLOOR, NEW YORK, NY (https://www.google.com/maps/place/2%20PENN%20PLAZA,%2025TH%20FLOOR,NEW%20YORK,NY)	Graph	1	\$140,000.00	\$140,000.00
VANASSE HANGEN BRUSTLIN, INC., TWO PENN PLAZA, SUITE 2602 AND PERIPATETIC, NEW YORK, NY (https://www.google.com/maps/place/TWO%20PENN%20PLAZA,%20SUITE%202602%20AND%20PERIPATETIC,NEW%20YORK,NY)	Graph	1	\$94,890.00	\$94,890.00
NESS USA, INC., 2 PENN PLAZA, 25TH FLOOR,, NEW YORK, NY (https://www.google.com/maps/place/2%20PENN%20PLAZA,%2025TH%20FLOOR,,NEW%20YORK,NY)	Graph	4	\$97,782.00	\$90,376.00
TATA CONSULTANCY SERVICES LIMITED, 2 PENN PLAZA,20TH FLOOR,, NEW YORK, NY (https://www.google.com/maps/place/2%20PENN%20PLAZA,20TH%20FLOOR,,NEW%20YORK,NY)	Graph	4	\$78,436.75	\$75,795.00
MORGAN STANLEY PRIVATE BANK N.A., 2 PENN PLAZA, NEW YORK, NY (https://www.google.com/maps/place/2%20PENN%20PLAZA,NEW%20YORK,NY)	Graph	38	\$102,088.49	\$90,000.00
Totals	Graph	53	\$97,566.37	\$90,376.00

Latitude: 40.749241 Longitude: -73.994116

Employer Name/Employer Address	Graph	Count	Mean Wage	Median Wage	Lowest Wage	Hig W
KORE INTERACTIVE SYSTEMS USA, INC., 259 W 30TH STREET, NEW YORK, NY (https://www.google.com/maps/place/259%20W%2030TH%20STREET,NEW%20YORK,NY)	Graph	1	\$95,000.00	\$95,000.00	\$95,000.00	\$95,0
SENO JEWELRY LLC, 259 WEST 30TH STREET, 9TH FLOOR, NEW YORK, NY (https://www.google.com/maps/place/259%20WEST%2030TH%20STREET,%209TH%20FLOOR,NEW%20YORK,NY)	Graph	1	\$46,675.00	\$46,675.00	\$46,675.00	\$46,6
Totals	Graph	2	\$70,837.50	\$46,675.00	\$46,675.00	\$95,0

Employer Name/Worksite Address	Graph	Count	Mean Wage	Median Wage	Lowest Wage	Hi W
KORE INTERACTIVE SYSTEMS USA, INC., 259 W 30TH STREET, NEW YORK, NY (https://www.google.com/maps/place/259%20W%2030TH%20STREET,NEW%20YORK,NY)	Graph	1	\$95,000.00	\$95,000.00	\$95,000.00	\$95
SENO JEWELRY LLC, 259 WEST 30TH STREET, 10TH FLOOR, NEW YORK, NY (https://www.google.com/maps/place/259%20WEST%2030TH%20STREET,%2010TH%20FLOOR,NEW%20YORK,NY)	Graph	1	\$46,675.00	\$46,675.00	\$46,675.00	\$46
Totals	Graph	2	\$70,837.50	\$46,675.00	\$46,675.00	\$95

Latitude: 40.749241 Longitude: -73.993782

Employer Name/Worksite Address	Graph	Count	Mean Wage	Median Wage	Lowest Wage	Hi V
INTONE NETWORKS INC., 250 BROADWAY AND W, 32ND STREET, NEW YORK, NY (https://www.google.com/maps/place/250%20BROADWAY%20AND%20W,%2032ND%20STREET,NEW%20YORK,NY)	Graph	1	\$95,000.00	\$95,000.00	\$95,000.00	\$95
Totals	Graph	1	\$95,000.00	\$95,000.00	\$95,000.00	\$95

Latitude: 40.74926 Longitude: -73.991808

Employer Name/Employer Address	Graph	Count	Mean Wage	Median Wage	Lowest Wage	Hig Wa
DOCTORS WITHOUT BORDERS/MEDECINS SANS FRONTIERES (MSF), 333 SEVENTH AVENUE, NEW YORK, NY (https://www.google.com/maps/place/333%20SEVENTH%20AVENUE,NEW%20YORK,NY)	Graph	1	\$117,800.00	\$117,800.00	\$117,800.00	\$117,8
DOCTORS WITHOUT BORDERS/MEDECINS SANS FRONTIERES, 333 SEVENTH AVENUE, NEW YORK, NY (https://www.google.com/maps/place/333%20SEVENTH%20AVENUE,NEW%20YORK,NY)	Graph	1	\$93,920.00	\$93,920.00	\$93,920.00	\$93,9
HUTTON CAPITAL MANAGEMENT, LLC, 333 SEVENTH AVENUE, 3RD FLOOR, NEW YORK, NY (https://www.google.com/maps/place/333%20SEVENTH%20AVENUE,%203RD%20FLOOR,NEW%20YORK,NY)	Graph	1	\$69,680.00	\$69,680.00	\$69,680.00	\$69,6
KOCH GROUP & COMPANY, LLP, 333 SEVENTH AVE., 8TH FLOOR, NEW YORK, NY (https://www.google.com/maps/place/333%20SEVENTH%20AVE.,%208TH%20FLOOR,NEW%20YORK,NY)	Graph	1	\$52,062.00	\$52,062.00	\$52,062.00	\$52,0
QUARTERSPOT, INC., 333 SEVENTH AVENUE, NEW YORK, NY (https://www.google.com/maps/place/333%20SEVENTH%20AVENUE,NEW%20YORK,NY)	Graph	1	\$75,000.00	\$75,000.00	\$75,000.00	\$75,0
THIEME PUBLISHERS, 333 SEVENTH AVE, NEW YORK, NY (https://www.google.com/maps/place/333%20SEVENTH%20AVE,NEW%20YORK,NY)	Graph	1	\$45,000.00	\$45,000.00	\$45,000.00	\$45,0
Totals	Graph	6	\$75,577.00	\$69,680.00	\$45,000.00	\$117,8

Employer Name/Worksite Address	Graph	Count	Mean Wage	Median Wage	Lowest Wage	Highest Wage
HUTTON CAPITAL MANAGEMENT, LLC, 333 SEVENTH AVENUE, 3RD FLOOR, NEW YORK, NY (https://www.google.com/maps/place/333%20SEVENTH%20AVENUE,%203RD%20FLOOR,NEW%20YORK,NY)	Graph	1	\$69,680.00	\$69,680.00	\$69,680.00	\$69,680.
THIEME PUBLISHERS, 333 SEVENTH AVE, NEW YORK, NY (https://www.google.com/maps/place/333%20SEVENTH%20AVE,NEW%20YORK,NY)	Graph	1	\$45,000.00	\$45,000.00	\$45,000.00	\$45,000.
QA INFOTECH, INC., 333 SEVENTH AVENUE, NEW YORK, NY (https://www.google.com/maps/place/333%20SEVENTH%20AVENUE,NEW%20YORK,NY)	Graph	7	\$100,294.60	\$93,920.00	\$62,400.00	\$165,000
Totals	Graph	9	\$90,749.13	\$75,000.00	\$45,000.00	\$165,000

Latitude: 40.749263 Longitude: -73.988721

Employer Name/Employer Address	Graph	Count	Mean Wage	Median Wage	Lowest Wage	Highest Wage
--------------------------------	-------	-------	-----------	-------------	-------------	--------------

Employer Name/Employer Address	Graph	Count	Mean Wage	Median Wage	Lowest Wage	Highest Wage
AERO OPCO, LLC, 100 WEST 33RD STREET, NEW YORK, NY (https://www.google.com/maps/place/100%20WEST%2033RD%20STREET,NEW%20YORK,NY)	Graph	1	\$112,000.00	\$112,000.00	\$112,000.00	\$112,000.00
CADREON, LLC, 100 WEST 33RD STREET, NEW YORK, NY (https://www.google.com/maps/place/100%20WEST%2033RD%20STREET,NEW%20YORK,NY)	Graph	1	\$100,000.00	\$100,000.00	\$100,000.00	\$100,000.00
HADDAD APPAREL GROUP LTD., 100 WEST 33RD STREET, NEW YORK, NY (https://www.google.com/maps/place/100%20WEST%2033RD%20STREET,NEW%20YORK,NY)	Graph	1	\$35,000.00	\$35,000.00	\$35,000.00	\$35,000.00
REPRISE MEDIA, INC., 100 WEST 33RD STREET, NEW YORK, NY (https://www.google.com/maps/place/100%20WEST%2033RD%20STREET,NEW%20YORK,NY)	Graph	1	\$224,000.00	\$224,000.00	\$224,000.00	\$224,000.00
SCANLAN & RIJSEMUS LLC, 43 WEST 33RD STREET, NEW YORK, NY (https://www.google.com/maps/place/43%20WEST%2033RD%20STREET,NEW%20YORK,NY)	Graph	1	\$46,675.00	\$46,675.00	\$46,675.00	\$46,675.00
FCB WORLDWIDE, INC., 100 WEST 33RD STREET, NEW YORK, NY (https://www.google.com/maps/place/100%20WEST%2033RD%20STREET,NEW%20YORK,NY)	Graph	8	\$72,125.00	\$65,000.00	\$50,000.00	\$105,000.00
INITIATIVE MEDIA, LLC, 100 WEST 33RD STREET, NEW YORK, NY (https://www.google.com/maps/place/100%20WEST%2033RD%20STREET,NEW%20YORK,NY)	Graph	8	\$139,761.50	\$140,000.00	\$64,000.00	\$250,000.00
UNIVERSAL MCCANN WORLDWIDE, INC., 100 WEST 33RD STREET, NEW YORK, NY (https://www.google.com/maps/place/100%20WEST%2033RD%20STREET,NEW%20YORK,NY)	Graph	8	\$135,370.25	\$95,000.00	\$62,962.00	\$350,000.00
MEDIABRANDS WORLDWIDE, INC., 100 WEST 33RD STREET, NEW YORK, NY (https://www.google.com/maps/place/100%20WEST%2033RD%20STREET,NEW%20YORK,NY)	Graph	17	\$83,453.00	\$79,500.00	\$45,000.00	\$150,000.00
Totals	Graph	46	\$102,487.61	\$85,000.00	\$35,000.00	\$350,000.00

Employer Name/Worksite Address	Graph	Count	Mean Wage	Median Wage	Lowest Wage	Highest Wage
PROSPERITY SERVICE GROUP, LLC, 100 W 33RD STREET, NEW YORK, NY (https://www.google.com/maps/place/100%20W%2033RD%20STREET,NEW%20YORK,NY)	Graph	1	\$71,531.00	\$71,531.00	\$71,531.00	\$71,531.00
SCANLAN & RIJSEMUS LLC, 43 WEST 33RD STREET, NEW YORK, NY (https://www.google.com/maps/place/43%20WEST%2033RD%20STREET,NEW%20YORK,NY)	Graph	1	\$46,675.00	\$46,675.00	\$46,675.00	\$46,675.00
MEDIABRANDS WORLDWIDE, INC., 100 WEST 33RD STREET, NEW YORK, NY (https://www.google.com/maps/place/100%20WEST%2033RD%20STREET,NEW%20YORK,NY)	Graph	39	\$108,173.21	\$90,000.00	\$35,000.00	\$350,000.00
Totals	Graph	41	\$105,779.54	\$90,000.00	\$35,000.00	\$350,000.00

Latitude: 40.749282 Longitude: -74.00413

Employer Name/Employer Address	Graph	Count	Mean Wage	Median Wage	Lowest Wage	Highest Wage
BLACK FRAME CORP, 530 WEST 25TH STREET, NEW YORK, NY (https://www.google.com/maps/place/530%20WEST%2025TH%20STREET,NEW%20YORK,NY)	Graph	1	\$165,000.00	\$165,000.00	\$165,000.00	\$165,000.00
Totals	Graph	1	\$165,000.00	\$165,000.00	\$165,000.00	\$165,000.00

Employer Name/Worksite Address	Graph	Count	Mean Wage	Median Wage	Lowest Wage	Highest Wage
BLACK FRAME CORP, 530 WEST 25TH STREET, NEW YORK, NY (https://www.google.com/maps/place/530%20WEST%2025TH%20STREET,NEW%20YORK,NY)	Graph	1	\$165,000.00	\$165,000.00	\$165,000.00	\$165,000.00
BLUECADET LLC, 530 W 25TH STREET, NEW YORK, NY (https://www.google.com/maps/place/530%20W%2025TH%20STREET,NEW%20YORK,NY)	Graph	1	\$72,363.00	\$72,363.00	\$72,363.00	\$72,363.00
Totals	Graph	2	\$118,681.50	\$72,363.00	\$72,363.00	\$165,000.00

Latitude: 40.749288 Longitude: -73.489265

Employer Name/Worksite Address	Graph	Count	Mean Wage	Median Wage	Lowest Wage	Highest Wage
VIGNA SOLUTIONS, INC., 1111 STEWART AVE, LONG ISLAND, NY (https://www.google.com/maps/place/1111%20STEWART%20AVE, LONG%20ISLAND,NY)	Graph	1	\$90,272.00	\$90,272.00	\$90,272.00	\$90,272.00
COMPUTER GLOBAL SOLUTIONS INC, 1111 STEWARD AVENUE, BETHPAGE, NY (https://www.google.com/maps/place/1111%20STEWART%20AVENUE,BETHPAGE,NY)	Graph	2	\$87,500.00	\$85,000.00	\$85,000.00	\$90,000.00

Employer Name/Worksite Address	Graph	Count	Mean Wage	Median Wage	Lowest Wage	Highest Wage
Totals	Graph	3	\$88,424.00	\$90,000.00	\$85,000.00	\$90,272.00

Latitude: 40.749291 Longitude: -73.99615

Employer Name/Worksite Address	Graph	Count	Mean Wage	Median Wage	Lowest Wage	Highest Wage
ACCENTURE LLP, 307 W 29TH STREET, NEW YORK, NY (https://www.google.com/maps/place/307%20W%2029TH%20STREET,NEW%20YORK,NY)	Graph	1	\$145,000.00	\$145,000.00	\$145,000.00	\$145,000.00
Totals	Graph	1	\$145,000.00	\$145,000.00	\$145,000.00	\$145,000.00

Latitude: 40.749296 Longitude: -73.949057

Employer Name/Worksite Address	Graph	Count	Mean Wage	Median Wage	Lowest Wage	Highest Wage
BLOCK & TACKLE LLC, 11-11 44TH ROAD, LONG ISLAND CITY, NY (https://www.google.com/maps/place/11-11%2044TH%20ROAD,LONG%20ISLAND%20CITY,NY)	Graph	1	\$50,000.00	\$50,000.00	\$50,000.00	\$50,000.00
Totals	Graph	1	\$50,000.00	\$50,000.00	\$50,000.00	\$50,000.00

Employer Name/Worksite Address	Graph	Count	Mean Wage	Median Wage	Lowest Wage	Highest Wage
BLOCK & TACKLE LLC, 11-11 44TH ROAD, LONG ISLAND CITY, NY (https://www.google.com/maps/place/11-11%2044TH%20ROAD,LONG%20ISLAND%20CITY,NY)	Graph	1	\$50,000.00	\$50,000.00	\$50,000.00	\$50,000.00
Totals	Graph	1	\$50,000.00	\$50,000.00	\$50,000.00	\$50,000.00

Latitude: 40.749299 Longitude: -73.940437

Employer Name/Worksite Address	Graph	Count	Mean Wage	Median Wage	Lowest Wage	Highest Wage
ARK SYSTEMS ELECTRIC CORP., 27-08 42ND ROAD, LONG ISLAND CITY, NY (https://www.google.com/maps/place/27-08%2042ND%20ROAD,LONG%20ISLAND%20CITY,NY)	Graph	1	\$78,000.00	\$78,000.00	\$78,000.00	\$78,000.00
UNIQUE COMP, INC., 27-08 42ND ROAD, LONG ISLAND CITY, NY (https://www.google.com/maps/place/27-08%2042ND%20ROAD,LONG%20ISLAND%20CITY,NY)	Graph	1	\$120,000.00	\$120,000.00	\$120,000.00	\$120,000.00
UNIQUE COMP, INC., 27-08 42ND ROAD, LONG ISLAND CITY, NY (https://www.google.com/maps/place/27-08%2042ND%20ROAD,LONG%20ISLAND%20CITY,NY)	Graph	6	\$84,333.33	\$75,000.00	\$65,000.00	\$110,000.00
Totals	Graph	8	\$88,000.00	\$78,000.00	\$65,000.00	\$120,000.00

Employer Name/Worksite Address	Graph	Count	Mean Wage	Median Wage	Lowest Wage	Highest Wage
UNIQUE COMP, INC., 27-08 42ND ROAD, LONG ISLAND CITY, NY (https://www.google.com/maps/place/27-08%2042ND%20ROAD,LONG%20ISLAND%20CITY,NY)	Graph	5	\$72,800.00	\$75,000.00	\$65,000.00	\$79,000.00
Totals	Graph	5	\$72,800.00	\$75,000.00	\$65,000.00	\$79,000.00

Latitude: 40.749334 Longitude: -73.991754

Employer Name/Worksite Address	Graph	Count	Mean Wage	Median Wage	Lowest Wage	Highest Wage
JACK L. GORDON ARCHITECTS P.C., 345 SEVENTH AVENUE, NEW YORK, NY (https://www.google.com/maps/place/345%20SEVENTH%20AVENUE,NEW%20YORK,NY)	Graph	2	\$47,000.00	\$46,000.00	\$46,000.00	\$48,000.00
Totals	Graph	2	\$47,000.00	\$46,000.00	\$46,000.00	\$48,000.00

Employer Name/Worksite Address	Graph	Count	Mean Wage	Median Wage	Lowest Wage	Highest Wage
JACK L. GORDON ARCHITECTS P.C., 345 SEVENTH AVENUE, NEW YORK, NY (https://www.google.com/maps/place/345%20SEVENTH%20AVENUE,NEW%20YORK,NY)	Graph	2	\$47,000.00	\$46,000.00	\$46,000.00	\$48,000.00
Totals	Graph	2	\$47,000.00	\$46,000.00	\$46,000.00	\$48,000.00

Latitude: 40.749371 Longitude: -73.95229

Employer Name/Worksite Address	Graph	Count	Mean Wage	Median Wage	Lowest Wage	Highest Wage
FLEX CONSULTING GROUP, INC., 44-36 VERNON BOULEVARD, LONG ISLAND CITY, NY (https://www.google.com/maps/place/44-36%20VERNON%20BOULEVARD,LONG%20ISLAND%20CITY,NY)	Graph	1	\$65,000.00	\$65,000.00	\$65,000.00	\$65,000.00
JHOOR INCORPORATED, 44-36 VERNON BLVD, 6TH FLOOR, LONG ISLAND CITY, NY (https://www.google.com/maps/place/44-36%20VERNON%20BLVD,%206TH%20FLOOR,LONG%20ISLAND%20CITY,NY)	Graph	1	\$85,000.00	\$85,000.00	\$85,000.00	\$85,000.00
NGA GROUP INC, 44-36 VERNON BLVD. ROOM 603, LONG ISLAND CITY, NY (https://www.google.com/maps/place/44-36%20VERNON%20BLVD.%20ROOM%20603,LONG%20ISLAND%20CITY,NY)	Graph	1	\$70,000.00	\$70,000.00	\$70,000.00	\$70,000.00
FLEX CONSULTING GROUP, INC., 44-36 VERNON BLVD., LONG ISLAND CITY, NY (https://www.google.com/maps/place/44-36%20VERNON%20BLVD.,LONG%20ISLAND%20CITY,NY)	Graph	2	\$90,300.00	\$87,000.00	\$87,000.00	\$93,600.00
CORPORATE SOLUTIONS GENERAL INC, 44-36 VERNON BLVD, LONG ISLAND CITY, NY (https://www.google.com/maps/place/44-36%20VERNON%20BLVD,LONG%20ISLAND%20CITY,NY)	Graph	6	\$89,012.00	\$75,000.00	\$65,000.00	\$156,000.00
Totals	Graph	11	\$84,970.18	\$75,000.00	\$65,000.00	\$156,000.00

Latitude: 40.749403 Longitude: -74.004078

Employer Name/Employer Address	Graph	Count	Mean Wage	Median Wage	Lowest Wage	Highest Wage
ART + COMMERCE LLC, 531 WEST 25TH STREET, NEW YORK, NY (https://www.google.com/maps/place/531%20WEST%2025TH%20STREET,NEW%20YORK,NY)	Graph	1	\$46,800.00	\$46,800.00	\$46,800.00	\$46,800.00
ELMWOOD DESIGN INC, 531 WEST 25TH STREET, NEW YORK, NY (https://www.google.com/maps/place/531%20WEST%2025TH%20STREET,NEW%20YORK,NY)	Graph	1	\$95,000.00	\$95,000.00	\$95,000.00	\$95,000.00
Totals	Graph	2	\$70,900.00	\$46,800.00	\$46,800.00	\$95,000.00

Employer Name/Worksite Address	Graph	Count	Mean Wage	Median Wage	Lowest Wage	Highest Wage
ART + COMMERCE LLC, 531 WEST 25TH STREET, NEW YORK, NY (https://www.google.com/maps/place/531%20WEST%2025TH%20STREET,NEW%20YORK,NY)	Graph	2	\$70,900.00	\$46,800.00	\$46,800.00	\$95,000.00
Totals	Graph	2	\$70,900.00	\$46,800.00	\$46,800.00	\$95,000.00

Latitude: 40.749418 Longitude: -73.95216

Employer Name/Employer Address	Graph	Count	Mean Wage	Median Wage	Lowest Wage	Highest Wage
ASCENT DEVELOPMENT, LLC, 44-45 VERNON BLVD., LONG ISLAND, NY (https://www.google.com/maps/place/44-45%20VERNON%20BLVD.,LONG%20ISLAND,NY)	Graph	1	\$66,000.00	\$66,000.00	\$66,000.00	\$66,000.00
Totals	Graph	1	\$66,000.00	\$66,000.00	\$66,000.00	\$66,000.00

Employer Name/Worksite Address	Graph	Count	Mean Wage	Median Wage	Lowest Wage	Highest Wage
ASCENT DEVELOPMENT, LLC, 44-45 VERNON BLVD., LONG ISLAND, NY (https://www.google.com/maps/place/44-45%20VERNON%20BLVD.,LONG%20ISLAND,NY)	Graph	1	\$66,000.00	\$66,000.00	\$66,000.00	\$66,000.00
Totals	Graph	1	\$66,000.00	\$66,000.00	\$66,000.00	\$66,000.00

Latitude: 40.749433 Longitude: -73.991682

Employer Name/Worksite Address	Graph	Count	Mean Wage	Median Wage	Lowest Wage	Highest Wage
WIPRO LIMITED, 2, PENN PLAZA, NEW YORK, NY (https://www.google.com/maps/place/2,%20PENN%20PLAZA,NEW%20YORK,NY)	Graph	1	\$71,781.00	\$71,781.00	\$71,781.00	\$71,781.00
Totals	Graph	1	\$71,781.00	\$71,781.00	\$71,781.00	\$71,781.00

Latitude: 40.749438 Longitude: -73.946787

Employer Name/Employer Address	Graph	Count	Mean Wage	Median Wage	Lowest Wage	Highest Wage
LIC HOTEL, INC., 44-04 21ST STREET, LONG ISLAND CITY, NY (https://www.google.com/maps/place/44-04%2021ST%20STREET,LONG%20ISLAND%20CITY,NY)	Graph	1	\$66,560.00	\$66,560.00	\$66,560.00	\$66,560.00
Totals	Graph	1	\$66,560.00	\$66,560.00	\$66,560.00	\$66,560.00

Employer Name/Worksite Address	Graph	Count	Mean Wage	Median Wage	Lowest Wage	Highest Wage
LIC HOTEL, INC., 44-04 21ST STREET, LONG ISLAND CITY, NY (https://www.google.com/maps/place/44-04%2021ST%20STREET,LONG%20ISLAND%20CITY,NY)	Graph	1	\$66,560.00	\$66,560.00	\$66,560.00	\$66,560.00
Totals	Graph	1	\$66,560.00	\$66,560.00	\$66,560.00	\$66,560.00

Latitude: 40.749448 Longitude: -73.887789

Employer Name/Employer Address	Graph	Count	Mean Wage	Median Wage	Lowest Wage	Highest Wage
LARISA ORTIZ ASSOCIATES LLC, 78-27 37TH AVENUE, JACKSON HEIGHTS, NY (https://www.google.com/maps/place/78-27%2037TH%20AVENUE,JACKSON%20HEIGHTS,NY)	Graph	1	\$59,320.00	\$59,320.00	\$59,320.00	\$59,320.00
Totals	Graph	1	\$59,320.00	\$59,320.00	\$59,320.00	\$59,320.00

Employer Name/Worksite Address	Graph	Count	Mean Wage	Median Wage	Lowest Wage	Highest Wage
LARISA ORTIZ ASSOCIATES LLC, 78-27 37TH AVENUE, JACKSON HEIGHTS, NY (https://www.google.com/maps/place/78-27%2037TH%20AVENUE,JACKSON%20HEIGHTS,NY)	Graph	1	\$59,320.00	\$59,320.00	\$59,320.00	\$59,320.00
Totals	Graph	1	\$59,320.00	\$59,320.00	\$59,320.00	\$59,320.00

Latitude: 40.749477 Longitude: -74.004252

Employer Name/Employer Address	Graph	Count	Mean Wage	Median Wage	Lowest Wage	Highest Wage
CD NETWORK, 537 WEST 25TH STREET, NEW YORK, NY (https://www.google.com/maps/place/537%20WEST%2025TH%20STREET,NEW%20YORK,NY)	Graph	1	\$40,000.00	\$40,000.00	\$40,000.00	\$40,000.00
Totals	Graph	1	\$40,000.00	\$40,000.00	\$40,000.00	\$40,000.00

Employer Name/Worksite Address	Graph	Count	Mean Wage	Median Wage	Lowest Wage	Highest Wage
CD NETWORK, 537 WEST 25TH STREET, NEW YORK, NY (https://www.google.com/maps/place/537%20WEST%2025TH%20STREET,NEW%20YORK,NY)	Graph	1	\$40,000.00	\$40,000.00	\$40,000.00	\$40,000.00
Totals	Graph	1	\$40,000.00	\$40,000.00	\$40,000.00	\$40,000.00

Latitude: 40.749488 Longitude: -73.984827

Employer Name/Employer Address	Graph	Count	Mean Wage	Median Wage	Lowest Wage	Highest Wage

Employer Name/Employer Address	Graph	Count	Mean Wage	Median Wage	Lowest Wage	Highest Wage
SPRINKLR INC., 29 WEST 35TH STREET, NEW YORK, NY (https://www.google.com/maps/place/29%20WEST%2035TH%20STREET,NEW%20YORK,NY)	Graph	1	\$52,000.00	\$52,000.00	\$52,000.00	\$52,000.00
YOUVISIT LLC, 29 WEST 35TH STREET, NEW YORK, NY (https://www.google.com/maps/place/29%20WEST%2035TH%20STREET,NEW%20YORK,NY)	Graph	1	\$120,000.00	\$120,000.00	\$120,000.00	\$120,000.00
SPRINKLR, INC., 29 WEST 35TH STREET, FLOOR 8, NEW YORK, NY (https://www.google.com/maps/place/29%20WEST%2035TH%20STREET,%20FLOOR%208,NEW%20YORK,NY)	Graph	2	\$77,500.00	\$70,000.00	\$70,000.00	\$85,000.00
Totals	Graph	4	\$81,750.00	\$70,000.00	\$52,000.00	\$120,000.00

Employer Name/Worksite Address	Graph	Count	Mean Wage	Median Wage	Lowest Wage	Highest Wage
IMMERSIVE ENTERPRISE LLC, 29 WEST 35TH STREET, NEW YORK, NY (https://www.google.com/maps/place/29%20WEST%2035TH%20STREET,NEW%20YORK,NY)	Graph	5	\$89,400.00	\$85,000.00	\$52,000.00	\$120,000.00
Totals	Graph	5	\$89,400.00	\$85,000.00	\$52,000.00	\$120,000.00

Latitude: 40.749507 Longitude: -73.983698

Employer Name/Employer Address	Graph	Count	Mean Wage	Median Wage	Lowest Wage	Highest Wage
HERBERT KUNSTADT ASSOCIATES, PC, 383 FIFTH AVENUE, NEW YORK, NY (https://www.google.com/maps/place/383%20FIFTH%20AVENUE,NEW%20YORK,NY)	Graph	1	\$68,840.00	\$68,840.00	\$68,840.00	\$68,840.00
Totals	Graph	1	\$68,840.00	\$68,840.00	\$68,840.00	\$68,840.00

Employer Name/Worksite Address	Graph	Count	Mean Wage	Median Wage	Lowest Wage	Highest Wage
HERBERT KUNSTADT ASSOCIATES, PC, 383 FIFTH AVENUE, NEW YORK, NY (https://www.google.com/maps/place/383%20FIFTH%20AVENUE,NEW%20YORK,NY)	Graph	1	\$68,840.00	\$68,840.00	\$68,840.00	\$68,840.00
Totals	Graph	1	\$68,840.00	\$68,840.00	\$68,840.00	\$68,840.00

Latitude: 40.749549 Longitude: -73.979625

Employer Name/Employer Address	Graph	Count	Mean Wage	Median Wage	Lowest Wage	Highest Wage
KITANO ARMS CORPORATION, 66 PARK AVENUE, NEW YORK, NY (https://www.google.com/maps/place/66%20PARK%20AVENUE,NEW%20YORK,NY)	Graph	5	\$48,952.64	\$48,796.80	\$37,169.60	\$55,000.00
Totals	Graph	5	\$48,952.64	\$48,796.80	\$37,169.60	\$55,000.00

Employer Name/Worksite Address	Graph	Count	Mean Wage	Median Wage	Lowest Wage	Highest Wage
KITANO ARMS CORPORATION, 66 PARK AVENUE, NEW YORK, NY (https://www.google.com/maps/place/66%20PARK%20AVENUE,NEW%20YORK,NY)	Graph	5	\$48,952.64	\$48,796.80	\$37,169.60	\$55,000.00
Totals	Graph	5	\$48,952.64	\$48,796.80	\$37,169.60	\$55,000.00

Latitude: 40.749558 Longitude: -73.984994

Employer Name/Employer Address	Graph	Count	Mean Wage	Median Wage	Lowest Wage	Highest Wage
CAREDOX, INC., 35 WEST 35TH ST., NEW YORK, NY (https://www.google.com/maps/place/35%20WEST%2035TH%20ST.,NEW%20YORK,NY)	Graph	1	\$53,165.00	\$53,165.00	\$53,165.00	\$53,165.00
DEEPA GURNANI LLC, 35 WEST 35TH STREET, NEW YORK, NY (https://www.google.com/maps/place/35%20WEST%2035TH%20STREET,NEW%20YORK,NY)	Graph	1	\$58,240.00	\$58,240.00	\$58,240.00	\$58,240.00
DHARAM LALLY & SMITH LLC, 35 W. 35TH ST., NEW YORK, NY (https://www.google.com/maps/place/35%20W.%2035TH%20ST.,NEW%20YORK,NY)	Graph	1	\$65,541.00	\$65,541.00	\$65,541.00	\$65,541.00
Totals	Graph	3	\$58,982.00	\$58,240.00	\$53,165.00	\$65,541.00

Employer Name/Worksite Address	Graph	Count	Mean Wage	Median Wage	Lowest Wage	Highest Wage
CAREDOX, INC., 35 WEST 35TH ST., NEW YORK, NY (https://www.google.com/maps/place/35%20WEST%2035TH%20ST.,NEW%20YORK,NY)	Graph	1	\$53,165.00	\$53,165.00	\$53,165.00	\$53,165.00
DEEPA GURNANI LLC, 35 WEST 35TH STREET, NEW YORK, NY (https://www.google.com/maps/place/35%20WEST%2035TH%20STREET,NEW%20YORK,NY)	Graph	1	\$58,240.00	\$58,240.00	\$58,240.00	\$58,240.00
DHARAM LALLY & SMITH LLC, 35 W. 35TH ST., NEW YORK, NY (https://www.google.com/maps/place/35%20W.%2035TH%20ST.,NEW%20YORK,NY)	Graph	1	\$65,541.00	\$65,541.00	\$65,541.00	\$65,541.00
Totals	Graph	3	\$58,982.00	\$58,240.00	\$53,165.00	\$65,541.00

Latitude: 40.749567 Longitude: -73.989114

Employer Name/Employer Address	Graph	Count	Mean Wage	Median Wage	Lowest Wage	Highest Wage
A.G. CONSULTING ENGINEERING, P.C., 131 WEST 33RD STREET, NEW YORK, NY (https://www.google.com/maps/place/131%20WEST%2033RD%20STREET,NEW%20YORK,NY)	Graph	1	\$65,000.00	\$65,000.00	\$65,000.00	\$65,000.00
METRO COMPUER SERVICES GROUP INC., 131 W 33RD STREET, SUITE 11C, NEW YORK, NY (https://www.google.com/maps/place/131%20W%2033RD%20STREET,%20SUITE%2011C,NEW%20YORK,NY)	Graph	1	\$110,718.40	\$110,718.40	\$110,718.40	\$110,718.40
METRO COMPUTER SERVICES GROUP INC., 131 WEST 33RD STREET, SUITE 11C, NEW YORK, NY (https://www.google.com/maps/place/131%20WEST%2033RD%20STREET,%20SUITE%2011C,NEW%20YORK,NY)	Graph	1	\$53,164.80	\$53,164.80	\$53,164.80	\$53,164.80
RISKVAL FINANCIAL SOLUTIONS LLC, 131 W. 33RD STREET, NEW YORK, NY (https://www.google.com/maps/place/131%20W.%2033RD%20STREET,NEW%20YORK,NY)	Graph	1	\$65,000.00	\$65,000.00	\$65,000.00	\$65,000.00
RISKVAL FINANCIAL SOLUTIONS LLC, 131 WEST 33RD STREET, NEW YORK, NY (https://www.google.com/maps/place/131%20WEST%2033RD%20STREET,NEW%20YORK,NY)	Graph	1	\$65,000.00	\$65,000.00	\$65,000.00	\$65,000.00
CIGNATURE REALTY ASSOCIATES INC., 131 W. 33RD STREET, 10TH FLOOR, NEW YORK, NY (https://www.google.com/maps/place/131%20W.%2033RD%20STREET,%2010TH%20FLOOR,NEW%20YORK,NY)	Graph	2	\$66,560.00	\$66,560.00	\$66,560.00	\$66,560.00
Totals	Graph	7	\$70,286.17	\$65,000.00	\$53,164.80	\$110,718.40

Employer Name/Worksite Address	Graph	Count	Mean Wage	Median Wage	Lowest Wage	Highest Wage
RISKVAL FINANCIAL SOLUTIONS LLC, 131 W. 33RD STREET, NEW YORK, NY (https://www.google.com/maps/place/131%20W.%2033RD%20STREET,NEW%20YORK,NY)	Graph	1	\$65,000.00	\$65,000.00	\$65,000.00	\$65,000.00
CITADEL INFORMATION SERVICES INC., 131 WEST 33RD STREET, NEW YORK, NY (https://www.google.com/maps/place/131%20WEST%2033RD%20STREET,NEW%20YORK,NY)	Graph	2	\$70,500.00	\$65,000.00	\$65,000.00	\$76,000.00
METRO COMPUER SERVICES GROUP INC., 131 WEST 33RD STREET, SUITE 11C, NEW YORK, NY (https://www.google.com/maps/place/131%20WEST%2033RD%20STREET,%20SUITE%2011C,NEW%20YORK,NY)	Graph	2	\$81,941.60	\$53,164.80	\$53,164.80	\$110,718.40
CIGNATURE REALTY ASSOCIATES INC., 131 W. 33RD STREET, 10TH FLOOR, NEW YORK, NY (https://www.google.com/maps/place/131%20W.%2033RD%20STREET,%2010TH%20FLOOR,NEW%20YORK,NY)	Graph	3	\$66,560.00	\$66,560.00	\$66,560.00	\$66,560.00
Totals	Graph	8	\$71,195.40	\$66,560.00	\$53,164.80	\$110,718.40

Latitude: 40.749572 Longitude: -73.983814

Employer Name/Employer Address	Graph	Count	Mean Wage	Median Wage	Lowest Wage	Highest Wage
ASSOCIATED RENEWABLE, INC., 390 5TH AVE, 9TH FLOOR, NEW YORK, NY (https://www.google.com/maps/place/390%205TH%20AVE,%209TH%20FLOOR,NEW%20YORK,NY)	Graph	1	\$48,800.00	\$48,800.00	\$48,800.00	\$48,800.00
O PLANNING LLC, 390 FIFTH AVENUE, NEW YORK, NY (https://www.google.com/maps/place/390%20FIFTH%20AVENUE,NEW%20YORK,NY)	Graph	4	\$55,239.60	\$54,204.80	\$46,675.20	\$65,873.60
Totals	Graph	5	\$53,951.68	\$54,204.80	\$46,675.20	\$65,873.60

Employer Name/Worksite Address	Graph	Count	Mean Wage	Median Wage	Lowest Wage	Highest Wage
ASSOCIATED RENEWABLE, INC., 390 5TH AVE, 9TH FLOOR, NEW YORK, NY (https://www.google.com/maps/place/390%205TH%20AVE,%209TH%20FLOOR,NEW%20YORK,NY)	Graph	1	\$48,800.00	\$48,800.00	\$48,800.00	\$48,800.00
O PLANNING LLC, 390 FIFTH AVENUE, NEW YORK, NY (https://www.google.com/maps/place/390%20FIFTH%20AVENUE,NEW%20YORK,NY)	Graph	4	\$55,239.60	\$54,204.80	\$46,675.20	\$65,873.60

Employer Name/Worksite Address	Graph	Count	Mean Wage	Median Wage	Lowest Wage	Highest Wage
Totals	Graph	5	\$53,951.68	\$54,204.80	\$46,675.20	\$65,873.60

Latitude: 40.749575 Longitude: -74.004484

Employer Name/Employer Address	Graph	Count	Mean Wage	Median Wage	Lowest Wage
KARLA OTTO INC., 545 WEST 25TH STREET, NEW YORK, NY (https://www.google.com/maps/place/545%20WEST%2025TH%20STREET,NEW%20YORK,NY)	Graph	1	\$110,000.00	\$110,000.00	\$110,000.00
CHELSEA CORPORATE EVENTS LLC, 545 WEST 25TH STREET, 21ST FLOOR, NEW YORK, NY (https://www.google.com/maps/place/545%20WEST%2025TH%20STREET,%2021ST%20FLOOR,NEW%20YORK,NY)	Graph	2	\$40,684.80	\$40,684.80	\$40,684.80
Totals	Graph	3	\$63,789.87	\$40,684.80	\$40,684.80

Employer Name/Worksite Address	Graph	Count	Mean Wage	Median Wage	Lowest Wage	Highest Wage
CHELSEA CORPORATE EVENTS LLC, 545 WEST 25TH STREET, 21ST FLOOR, NEW YORK, NY (https://www.google.com/maps/place/545%20WEST%2025TH%20STREET,%2021ST%20FLOOR,NEW%20YORK,NY)	Graph	2	\$40,684.80	\$40,684.80	\$40,684.80	\$40,684.80
Totals	Graph	2	\$40,684.80	\$40,684.80	\$40,684.80	\$40,684.80

Latitude: 40.749609 Longitude: -73.711276

Employer Name/Worksite Address	Graph	Count	Mean Wage	Median Wage	Lowest Wage	Highest Wage
NORTHWELL HEALTH, 269-01 76TH AVENUE, NEW HYDE PARK, NY (https://www.google.com/maps/place/269-01%2076TH%20AVENUE,NEW%20HYDE%20PARK,NY)	Graph	3	\$155,000.00	\$150,000.00	\$150,000.00	\$165,000.00
Totals	Graph	3	\$155,000.00	\$150,000.00	\$150,000.00	\$165,000.00

Latitude: 40.749614 Longitude: -73.975369

Employer Name/Employer Address	Graph	Count	Mean Wage	Median Wage	Lowest Wage	Highest Wage
J. FRANK ASSOCIATES, LLC., 622 THIRD AVENUE, NEW YORK, NY (https://www.google.com/maps/place/622%20THIRD%20AVENUE,NEW%20YORK,NY)	Graph	1	\$75,000.00	\$75,000.00	\$75,000.00	\$75,000.00
MCCANN HEALTHCARE, LLC, 622 THIRD AVENUE, NEW YORK, NY (https://www.google.com/maps/place/622%20THIRD%20AVENUE,NEW%20YORK,NY)	Graph	1	\$50,000.00	\$50,000.00	\$50,000.00	\$50,000.00
MCCANN-ERICKSON MARKETING, INC., 622 THIRD AVENUE, NEW YORK, NY (https://www.google.com/maps/place/622%20THIRD%20AVENUE,NEW%20YORK,NY)	Graph	1	\$80,000.00	\$80,000.00	\$80,000.00	\$80,000.00
MCCANN-ERICKSON NEW YORK (AN OPERATING DIVISION OF MCCANN-ERICKSON USA, 622 THIRD AVENUE, NEW YORK, NY (https://www.google.com/maps/place/622%20THIRD%20AVENUE,NEW%20YORK,NY)	Graph	1	\$103,000.00	\$103,000.00	\$103,000.00	\$103,000.00
TRIPLE STAR REALTY, LLC, 622 THIRD AVENUE, NEW YORK, NY (https://www.google.com/maps/place/622%20THIRD%20AVENUE,NEW%20YORK,NY)	Graph	1	\$55,765.00	\$55,765.00	\$55,765.00	\$55,765.00
FIRSTSERVICE RESIDENTIAL NEW YORK, INC., 622 THIRD AVENUE, NEW YORK, NY (https://www.google.com/maps/place/622%20THIRD%20AVENUE,NEW%20YORK,NY)	Graph	2	\$56,085.50	\$50,000.00	\$50,000.00	\$62,171.00
MCCANN RELATIONSHIP MARKETING, INC., 622 THIRD AVENUE, NEW YORK, NY (https://www.google.com/maps/place/622%20THIRD%20AVENUE,NEW%20YORK,NY)	Graph	3	\$148,000.00	\$90,000.00	\$54,000.00	\$300,000.00
MCCANN-ERICKSON USA, INC., 622 THIRD AVENUE, NEW YORK, NY (https://www.google.com/maps/place/622%20THIRD%20AVENUE,NEW%20YORK,NY)	Graph	7	\$153,285.71	\$130,000.00	\$55,000.00	\$290,000.00
Totals	Graph	17	\$117,231.53	\$90,000.00	\$50,000.00	\$300,000.00

Employer Name/Worksite Address	Graph	Count	Mean Wage	Median Wage	Lowest Wage	Highest Wage
MICHAEL PAGE INTERNATIONAL, INC., 622 3RD AVENUE, NEW YORK, NY (https://www.google.com/maps/place/622%203RD%20AVENUE,NEW%20YORK,NY)	Graph	1	\$50,000.00	\$50,000.00	\$50,000.00	\$50,000.00

Employer Name/Worksite Address	Graph	Count	Mean Wage	Median Wage	Lowest Wage	Highest Wage
HC OPERATIONS, LLC, 622 3RD AVE, NEW YORK, NY (https://www.google.com/maps/place/622%203RD%20AVE,NEW%20YORK,NY)	Graph	4	\$97,500.00	\$75,000.00	\$75,000.00	\$120,000.00
EZE CASTLE SOFTWARE LLC, AN EZE SOFTWARE GROUP COMPANY, 622 THIRD AVENUE, NEW YORK, NY (https://www.google.com/maps/place/622%20THIRD%20AVENUE,NEW%20YORK,NY)	Graph	24	\$105,296.13	\$80,000.00	\$50,000.00	\$300,000.00
Totals	Graph	29	\$102,314.03	\$80,000.00	\$50,000.00	\$300,000.00

Latitude: 40.749624 Longitude: -73.943841

Employer Name/Worksite Address	Graph	Count	Mean Wage	Median Wage	Lowest Wage	Highest Wage
GV ART CONSERVATION LLC, 43-10 23RD STREET, LONG ISLAND CITY, NY (https://www.google.com/maps/place/43-10%2023RD%20STREET,LONG%20ISLAND%20CITY,NY)	Graph	1	\$65,000.00	\$65,000.00	\$65,000.00	\$65,000.00
Totals	Graph	1	\$65,000.00	\$65,000.00	\$65,000.00	\$65,000.00

Latitude: 40.749633 Longitude: -73.987272

Employer Name/Worksite Address	Graph	Count	Mean Wage	Median Wage	Lowest Wage	Highest Wage
SUPER TECHNOLOGY SOLUTIONS INC., 112 WEST 34TH STREET, NEW YORK, NY (https://www.google.com/maps/place/112%20WEST%2034TH%20STREET,NEW%20YORK,NY)	Graph	1	\$87,360.00	\$87,360.00	\$87,360.00	\$87,360.00
Totals	Graph	1	\$87,360.00	\$87,360.00	\$87,360.00	\$87,360.00

Latitude: 40.749635 Longitude: -73.547282

Employer Name/Employer Address	Graph	Count	Mean Wage	Median Wage	Lowest Wage	Highest Wage
ACQUIRE CONSULTING GROUP LTD., 269 ACRE LANE, HICKSVILLE, NY (https://www.google.com/maps/place/269%20ACRE%20LANE,HICKSVILLE,NY)	Graph	1	\$78,062.00	\$78,062.00	\$78,062.00	\$78,062.00
Totals	Graph	1	\$78,062.00	\$78,062.00	\$78,062.00	\$78,062.00

Employer Name/Worksite Address	Graph	Count	Mean Wage	Median Wage	Lowest Wage	Highest Wage
ACQUIRE CONSULTING GROUP LTD., 269 ACRE LANE, HICKSVILLE, NY (https://www.google.com/maps/place/269%20ACRE%20LANE,HICKSVILLE,NY)	Graph	1	\$78,062.00	\$78,062.00	\$78,062.00	\$78,062.00
Totals	Graph	1	\$78,062.00	\$78,062.00	\$78,062.00	\$78,062.00

Latitude: 40.749649 Longitude: -73.97196

Employer Name/Employer Address	Graph	Count	Mean Wage	Median Wage	Lowest Wage	Highest Wage
ANNANDALE EDITORIAL, 300 EAST 42ND STREET, NEW YORK, NY (https://www.google.com/maps/place/300%20EAST%2042ND%20STREET,NEW%20YORK,NY)	Graph	2	\$63,856.00	\$63,856.00	\$63,856.00	\$63,856.00
Totals	Graph	2	\$63,856.00	\$63,856.00	\$63,856.00	\$63,856.00

Employer Name/Worksite Address	Graph	Count	Mean Wage	Median Wage	Lowest Wage	Highest Wage
ADVANSOFT WORLDWIDE INC, 300 E 42ND STREET, NEW YORK, NY (https://www.google.com/maps/place/300%20E%2042ND%20STREET,NEW%20YORK,NY)	Graph	1	\$93,000.00	\$93,000.00	\$93,000.00	\$93,000.00
DATA GLOVE INC., 300 EAST 42ND STREET, 18TH FLOOR, NEW YORK, NY (https://www.google.com/maps/place/300%20EAST%2042ND%20STREET,%2018TH%20FLOOR,NEW%20YORK,NY)	Graph	1	\$95,600.00	\$95,600.00	\$95,600.00	\$95,600.00
EALearn INC, 300 E 42ND ST, NEW YORK, NY (https://www.google.com/maps/place/300%20E%2042ND%20ST,NEW%20YORK,NY)	Graph	1	\$81,000.00	\$81,000.00	\$81,000.00	\$81,000.00

Employer Name/Worksite Address	Graph	Count	Mean Wage	Median Wage	Lowest Wage	Highest Wage
EATEAM, INC., 300 E 42ND ST, NEWYORK, NY (https://www.google.com/maps/place/300%E42ND%20ST,NEWYORK,NY)	Graph	1	\$63,000.00	\$63,000.00	\$63,000.00	\$63,000.00
CAVALIER IT INC., 300 EAST 42ND STREET, NEW YORK, NY (https://www.google.com/maps/place/300%E42ND%20STREET,NEW%20YORK,NY)	Graph	6	\$93,338.00	\$84,864.00	\$70,300.00	\$120,000.00
Totals	Graph	10	\$89,262.80	\$84,864.00	\$63,000.00	\$120,000.00

Latitude: 40.749674 Longitude: -73.939042

Employer Name/Employer Address	Graph	Count	Mean Wage	Median Wage	Lowest Wage	Highest Wage
DEPARTMENT OF HEALTH & MENTAL HYGIENE, 42-09 28 STREET, LONG ISLAND CITY, NY (https://www.google.com/maps/place/42-09%2028TH%20STREET,LONG%20ISLAND%20CITY,NY)	Graph	3	\$86,152.67	\$88,000.00	\$59,708.00	\$110,750.00
Totals	Graph	3	\$86,152.67	\$88,000.00	\$59,708.00	\$110,750.00

Employer Name/Worksite Address	Graph	Count	Mean Wage	Median Wage	Lowest Wage	Highest Wage
CODE ACE SOLUTIONS, INC., 42-09 28TH ST., LONG ISLAND, NY (https://www.google.com/maps/place/42-09%2028TH%20ST.,LONG%20ISLAND,NY)	Graph	1	\$104,000.00	\$104,000.00	\$104,000.00	\$104,000.00
PRIMISOFT LLC, 42-09 28TH ST, QUEENS, NY (https://www.google.com/maps/place/42-09%2028TH%20ST,QUEENS,NY)	Graph	1	\$71,000.00	\$71,000.00	\$71,000.00	\$71,000.00
RESEARCH FOUNDATION FOR MENTAL HYGIENE, INC., 42-09 28TH STREET, 19TH FLOOR, LONG ISLAND CITY, NY (https://www.google.com/maps/place/42-09%2028TH%20STREET,%2019TH%20FLOOR,LONG%20ISLAND%20CITY,NY)	Graph	1	\$72,126.00	\$72,126.00	\$72,126.00	\$72,126.00
SPRUCE TECHNOLOGY INC., 42-09 28TH STREET, LONG ISLAND CITY, NY (https://www.google.com/maps/place/42-09%2028TH%20STREET,LONG%20ISLAND%20CITY,NY)	Graph	1	\$64,813.00	\$64,813.00	\$64,813.00	\$64,813.00
SAGE IT, INC., 42-09 28TH STREET, LONG ISLAND, NY (https://www.google.com/maps/place/42-09%2028TH%20STREET,LONG%20ISLAND,NY)	Graph	2	\$80,110.50	\$70,221.00	\$70,221.00	\$90,000.00
LOGIC PLANET, INC., 42-09 28TH STREET, QUEENS, NY (https://www.google.com/maps/place/42-09%2028TH%20STREET,QUEENS,NY)	Graph	4	\$69,205.00	\$64,820.00	\$60,000.00	\$76,000.00
NEXGEN TECHNOLOGIES LLC, 42-09 28TH STREET, LONG ISLAND CITY, NY (https://www.google.com/maps/place/42-09%2028TH%20STREET,LONG%20ISLAND%20CITY,NY)	Graph	19	\$82,455.95	\$88,000.00	\$59,708.00	\$110,750.00
Totals	Graph	29	\$79,849.76	\$76,000.00	\$59,708.00	\$110,750.00

Latitude: 40.749681 Longitude: -74.006354

Employer Name/Employer Address	Graph	Count	Mean Wage	Median Wage	Lowest Wage	Highest Wage
FIGUE LLC, 210 11TH AVENUE, SUITE 403, NEW YORK, NY (https://www.google.com/maps/place/210%2011TH%20AVENUE,%20SUITE%20403,NEW%20YORK,NY)	Graph	1	\$100,000.00	\$100,000.00	\$100,000.00	\$100,000.00
GABRIELA HEARST LLC, 210 11TH AVENUE, NEW YORK, NY (https://www.google.com/maps/place/210%2011TH%20AVENUE,NEW%20YORK,NY)	Graph	1	\$45,000.00	\$45,000.00	\$45,000.00	\$45,000.00
LOVESHACKFANCY, LLC., 210 11TH AVENUE, SUITE 1104, NEW YORK, NY (https://www.google.com/maps/place/210%2011TH%20AVENUE,%20SUITE%201104,NEW%20YORK,NY)	Graph	1	\$60,000.00	\$60,000.00	\$60,000.00	\$60,000.00
MOLESKINE AMERICA INC, 210 ELEVENTH AVENUE, NEW YORK, NY (https://www.google.com/maps/place/210%20ELEVENTH%20AVENUE,NEW%20YORK,NY)	Graph	1	\$65,000.00	\$65,000.00	\$65,000.00	\$65,000.00
MOLESKINE AMERICA, INC., 210 ELEVENTH AVENUE, NEW YORK, NY (https://www.google.com/maps/place/210%20ELEVENTH%20AVENUE,NEW%20YORK,NY)	Graph	1	\$140,000.00	\$140,000.00	\$140,000.00	\$140,000.00
STUDIO MELLONE LLC, 210 11TH AVE, NEW YORK, NY (https://www.google.com/maps/place/210%2011TH%20AVE,NEW%20YORK,NY)	Graph	1	\$83,000.00	\$83,000.00	\$83,000.00	\$83,000.00
ADEAM INTERNATIONAL CORPORATION, 210 11TH AVENUE, SUITE 903, NEW YORK, NY (https://www.google.com/maps/place/210%2011TH%20AVENUE,%20SUITE%20903,NEW%20YORK,NY)	Graph	2	\$83,750.00	\$72,500.00	\$72,500.00	\$95,000.00
Totals	Graph	8	\$82,562.50	\$72,500.00	\$45,000.00	\$140,000.00

Employer Name/Worksite Address	Graph	Count	Mean Wage	Median Wage	Lowest Wage	Highest Wage
FIGUE LLC, 210 11TH AVENUE, SUITE 403, NEW YORK, NY (https://www.google.com/maps/place/210%2011TH%20AVENUE,%20SUITE%20403,NEW%20YORK,NY)	Graph	1	\$100,000.00	\$100,000.00	\$100,000.00	\$100,000.00
GABRIELA HEARST LLC, 210 11TH AVENUE, NEW YORK, NY (https://www.google.com/maps/place/210%2011TH%20AVENUE,NEW%20YORK,NY)	Graph	1	\$45,000.00	\$45,000.00	\$45,000.00	\$45,000.00
LOVESHACKFANCY, LLC., 210 11TH AVENUE, SUITE 1104, MANHATTAN, NY (https://www.google.com/maps/place/210%2011TH%20AVENUE,%20SUITE%201104,MANHATTAN,NY)	Graph	1	\$60,000.00	\$60,000.00	\$60,000.00	\$60,000.00
STUDIO MELLONE LLC, 210 11TH AVE, NEW YORK, NY (https://www.google.com/maps/place/210%2011TH%20AVE,NEW%20YORK,NY)	Graph	1	\$83,000.00	\$83,000.00	\$83,000.00	\$83,000.00
ADEAM INTERNATIONAL CORPORATION, 210 11TH AVENUE, SUITE 903, NEW YORK, NY (https://www.google.com/maps/place/210%2011TH%20AVENUE,%20SUITE%20903,NEW%20YORK,NY)	Graph	2	\$83,750.00	\$72,500.00	\$72,500.00	\$95,000.00
MOLESKINE AMERICA INC, 210 ELEVENTH AVENUE, NEW YORK, NY (https://www.google.com/maps/place/210%20ELEVENTH%20AVENUE,NEW%20YORK,NY)	Graph	2	\$102,500.00	\$65,000.00	\$65,000.00	\$140,000.00
Totals	Graph	8	\$82,562.50	\$72,500.00	\$45,000.00	\$140,000.00

Latitude: 40.749697 Longitude: -73.993595

Employer Name/Employer Address	Graph	Count	Mean Wage	Median Wage	Lowest Wage	Highest Wage
ACMH, INC., 254 W. 31ST STREET, 9TH FLOOR, NEW YORK, NY (https://www.google.com/maps/place/254%20W.%2031ST%20STREET,%209TH%20FLOOR,NEW%20YORK,NY)	Graph	1	\$41,322.00	\$41,322.00	\$41,322.00	\$41,322.00
CHOICE NY PROPERTY MANAGEMENT LLC, 254 WEST 31ST STREET, NEW YORK, NY (https://www.google.com/maps/place/254%20WEST%2031ST%20STREET,NEW%20YORK,NY)	Graph	1	\$46,675.00	\$46,675.00	\$46,675.00	\$46,675.00
TNN OPERATING LLC, 254 WEST 31ST STREET, NEW YORK, NY (https://www.google.com/maps/place/254%20WEST%2031ST%20STREET,NEW%20YORK,NY)	Graph	1	\$109,096.00	\$109,096.00	\$109,096.00	\$109,096.00
Totals	Graph	3	\$65,697.67	\$46,675.00	\$41,322.00	\$109,096.00

Employer Name/Worksite Address	Graph	Count	Mean Wage	Median Wage	Lowest Wage	Highest Wage
TRANSUNION LLC, 254 W 31ST STREET, NEW YORK, NY (https://www.google.com/maps/place/254%20W%2031ST%20STREET,NEW%20YORK,NY)	Graph	1	\$84,864.00	\$84,864.00	\$84,864.00	\$84,864.00
CHOICE NY PROPERTY MANAGEMENT LLC, 254 WEST 31ST STREET, NEW YORK, NY (https://www.google.com/maps/place/254%20WEST%2031ST%20STREET,NEW%20YORK,NY)	Graph	2	\$77,885.50	\$46,675.00	\$46,675.00	\$109,096.00
Totals	Graph	3	\$80,211.67	\$84,864.00	\$46,675.00	\$109,096.00

Latitude: 40.749698 Longitude: -74.004773

Employer Name/Employer Address	Graph	Count	Mean Wage	Median Wage	Lowest Wage	Highest Wage
CINETIC MEDIA LLC, 555 W. 25TH STREET, NEW YORK, NY (https://www.google.com/maps/place/555%20W.%2025TH%20STREET,NEW%20YORK,NY)	Graph	1	\$32,000.00	\$32,000.00	\$32,000.00	\$32,000.00
DNA MODEL MANAGEMENT LLC, 555 W. 25TH STREET, NEW YORK, NY (https://www.google.com/maps/place/555%20W.%2025TH%20STREET,NEW%20YORK,NY)	Graph	1	\$104,000.00	\$104,000.00	\$104,000.00	\$104,000.00
Totals	Graph	2	\$68,000.00	\$32,000.00	\$32,000.00	\$104,000.00

Employer Name/Worksite Address	Graph	Count	Mean Wage	Median Wage	Lowest Wage	Highest Wage
CINETIC MEDIA LLC, 555 W. 25TH STREET, NEW YORK, NY (https://www.google.com/maps/place/555%20W.%2025TH%20STREET,NEW%20YORK,NY)	Graph	2	\$68,000.00	\$32,000.00	\$32,000.00	\$104,000.00
Totals	Graph	2	\$68,000.00	\$32,000.00	\$32,000.00	\$104,000.00

Latitude: 40.749711 Longitude: -74.003237

Employer Name/Employer Address	Graph	Count	Mean Wage	Median Wage	Lowest Wage	Highest Wage

Employer Name/Employer Address	Graph	Count	Mean Wage	Median Wage	Lowest Wage	Highest Wage
GREENE NAFTALI GALLERY INC., 508 WEST 26TH STREET, NEW YORK, NY (https://www.google.com/maps/place/508%20WEST%2026TH%20STREET,NEW%20YORK,NY)	Graph	1	\$45,000.02	\$45,000.02	\$45,000.02	\$45,000.02
Totals	Graph	1	\$45,000.02	\$45,000.02	\$45,000.02	\$45,000.02

Employer Name/Worksite Address	Graph	Count	Mean Wage	Median Wage	Lowest Wage	Highest Wage
GREENE NAFTALI GALLERY INC., 508 WEST 26TH STREET, NEW YORK, NY (https://www.google.com/maps/place/508%20WEST%2026TH%20STREET,NEW%20YORK,NY)	Graph	1	\$45,000.02	\$45,000.02	\$45,000.02	\$45,000.02
Totals	Graph	1	\$45,000.02	\$45,000.02	\$45,000.02	\$45,000.02

Latitude: 40.749727 Longitude: -73.975287

Employer Name/Employer Address	Graph	Count	Mean Wage	Median Wage	Lowest Wage	Highest Wage
ABBOTSFORD ROAD COFFEE SPECIALISTS INC., 630 THIRD AVENUE, NEW YORK, NY (https://www.google.com/maps/place/630%20THIRD%20AVENUE,NEW%20YORK,NY)	Graph	1	\$52,000.00	\$52,000.00	\$52,000.00	\$52,000.00
BERNSTEIN ROSEN & COMPANY CPA'S PC, 630 THIRD AVENUE, 15TH FLOOR, NEW YORK, NY (https://www.google.com/maps/place/630%20THIRD%20AVENUE,%2015TH%20FLOOR,NEW%20YORK,NY)	Graph	1	\$56,160.00	\$56,160.00	\$56,160.00	\$56,160.00
LEADER & BERKON, 630 3RD AVE, NEW YORK, NY (https://www.google.com/maps/place/630%203RD%20AVE,NEW%20YORK,NY)	Graph	1	\$212,430.40	\$212,430.40	\$212,430.40	\$212,430.40
Totals	Graph	3	\$106,863.47	\$56,160.00	\$52,000.00	\$212,430.40

Employer Name/Worksite Address	Graph	Count	Mean Wage	Median Wage	Lowest Wage	Highest Wage
BERNSTEIN ROSEN & COMPANY CPA'S PC, 630 THIRD AVENUE, 15TH FLOOR, NEW YORK, NY (https://www.google.com/maps/place/630%20THIRD%20AVENUE,%2015TH%20FLOOR,NEW%20YORK,NY)	Graph	1	\$56,160.00	\$56,160.00	\$56,160.00	\$56,160.00
LEADER & BERKON, 630 3RD AVE, NEW YORK, NY (https://www.google.com/maps/place/630%203RD%20AVE,NEW%20YORK,NY)	Graph	1	\$212,430.40	\$212,430.40	\$212,430.40	\$212,430.40
ABBOTSFORD ROAD COFFEE SPECIALISTS INC., 630 THIRD AVENUE, NEW YORK, NY (https://www.google.com/maps/place/630%20THIRD%20AVENUE,NEW%20YORK,NY)	Graph	3	\$55,522.13	\$57,283.20	\$52,000.00	\$57,283.20
Totals	Graph	5	\$87,031.36	\$57,283.20	\$52,000.00	\$212,430.40

Latitude: 40.749731 Longitude: -73.496871

Employer Name/Employer Address	Graph	Count	Mean Wage	Median Wage	Lowest Wage	Highest Wage
WEBHOUSE, INC., 510 GRUMMAN ROAD WEST, BETHPAGE, NY (https://www.google.com/maps/place/510%20GRUMMAN%20ROAD%20WEST,BETHPAGE,NY)	Graph	1	\$208,000.00	\$208,000.00	\$208,000.00	\$208,000.00
Totals	Graph	1	\$208,000.00	\$208,000.00	\$208,000.00	\$208,000.00

Employer Name/Worksite Address	Graph	Count	Mean Wage	Median Wage	Lowest Wage	Highest Wage
SIGMAEDGE WORLDWIDE INC, 510 GRUMMAM RD W, BETHPAGE, NY (https://www.google.com/maps/place/510%20GRUMMAM%20RD%20W,BETHPAGE,NY)	Graph	1	\$60,000.00	\$60,000.00	\$60,000.00	\$60,000.00
Totals	Graph	1	\$60,000.00	\$60,000.00	\$60,000.00	\$60,000.00

Latitude: 40.749741 Longitude: -73.979323

Employer Name/Employer Address	Graph	Count	Mean Wage	Median Wage	Lowest Wage	Highest Wage
BLUE AUTOMOTIVE LLC, 71 PARK AVENUE, NEW YORK, NY (https://www.google.com/maps/place/71%20PARK%20AVENUE,NEW%20YORK,NY)	Graph	2	\$187,200.00	\$187,200.00	\$187,200.00	\$187,200.00
Totals	Graph	2	\$187,200.00	\$187,200.00	\$187,200.00	\$187,200.00

Employer Name/Worksite Address	Graph	Count	Mean Wage	Median Wage	Lowest Wage	Highest Wage
BLUE AUTOMOTIVE LLC, 71 PARK AVENUE, NEW YORK, NY (https://www.google.com/maps/place/71%20PARK%20AVENUE,NEW%20YORK,NY)	Graph	2	\$187,200.00	\$187,200.00	\$187,200.00	\$187,200.00
Totals	Graph	2	\$187,200.00	\$187,200.00	\$187,200.00	\$187,200.00

Latitude: 40.749753 Longitude: -73.983861

Employer Name/Worksite Address	Graph	Count	Mean Wage	Median Wage	Lowest Wage	Highest Wage
JOSEPH J BLAKE & ASSOCIATES, 8 WEST 36TH STREET, NEW YORK, NY (https://www.google.com/maps/place/8%20WEST%2036TH%20STREET,NEW%20YORK,NY)	Graph	1	\$65,000.00	\$65,000.00	\$65,000.00	\$65,000.00
Totals	Graph	1	\$65,000.00	\$65,000.00	\$65,000.00	\$65,000.00

Employer Name/Worksite Address	Graph	Count	Mean Wage	Median Wage	Lowest Wage	Highest Wage
JOSEPH J BLAKE & ASSOCIATES, 8 WEST 36TH STREET, NEW YORK, NY (https://www.google.com/maps/place/8%20WEST%2036TH%20STREET,NEW%20YORK,NY)	Graph	1	\$65,000.00	\$65,000.00	\$65,000.00	\$65,000.00
Totals	Graph	1	\$65,000.00	\$65,000.00	\$65,000.00	\$65,000.00

Latitude: 40.749759 Longitude: -73.991442

Employer Name/Worksite Address	Graph	Count	Mean Wage	Median Wage	Lowest Wage	Highest Wage
VIACOM INTERNATIONAL INC., 401 7TH AVE, NEW YORK, NY (https://www.google.com/maps/place/401%207TH%20AVE,NEW%20YORK,NY)	Graph	1	\$58,000.00	\$58,000.00	\$58,000.00	\$58,000.00
Totals	Graph	1	\$58,000.00	\$58,000.00	\$58,000.00	\$58,000.00

Latitude: 40.749761 Longitude: -73.917592

Employer Name/Worksite Address	Graph	Count	Mean Wage	Median Wage	Lowest Wage	Highest Wage
PERSPECTIVE CONSTRUCTION CORP, 45-15 BARNETT AVE, SUNNYSIDE, NY (https://www.google.com/maps/place/45-15%20BARNETT%20AVE,SUNNYSIDE,NY)	Graph	1	\$62,171.00	\$62,171.00	\$62,171.00	\$62,171.00
Totals	Graph	1	\$62,171.00	\$62,171.00	\$62,171.00	\$62,171.00

Employer Name/Worksite Address	Graph	Count	Mean Wage	Median Wage	Lowest Wage	Highest Wage
PERSPECTIVE CONSTRUCTION CORP, 45-15 BARNETT AVE, SUNNYSIDE, NY (https://www.google.com/maps/place/45-15%20BARNETT%20AVE,SUNNYSIDE,NY)	Graph	1	\$62,171.00	\$62,171.00	\$62,171.00	\$62,171.00
Totals	Graph	1	\$62,171.00	\$62,171.00	\$62,171.00	\$62,171.00

Latitude: 40.749778 Longitude: -73.9835

Employer Name/Worksite Address	Graph	Count	Mean Wage	Median Wage	Lowest Wage	Highest Wage
ERWIN PEARL, INC., 389 FIFTH AVE, NEW YORK, NY (https://www.google.com/maps/place/389%20FIFTH%20AVE,NEW%20YORK,NY)	Graph	1	\$55,764.80	\$55,764.80	\$55,764.80	\$55,764.80
Totals	Graph	1	\$55,764.80	\$55,764.80	\$55,764.80	\$55,764.80

Employer Name/Worksite Address	Graph	Count	Mean Wage	Median Wage	Lowest Wage	Highest Wage
5TH AVENUE INTIMATE INCORPORATED, 389 5TH AVENUE, SUITE 1202, NEW YORK, NY (https://www.google.com/maps/place/389%205TH%20AVENUE,%20SUITE%201202,NEW%20YORK,NY)	Graph	1	\$46,675.00	\$46,675.00	\$46,675.00	\$46,675.00

Employer Name/Worksite Address	Graph	Count	Mean Wage	Median Wage	Lowest Wage	Highest Wage
ERWIN PEARL, INC., 389 FIFTH AVE, NEW YORK, NY (https://www.google.com/maps/place/389%20FIFTH%20AVE,NEW%20YORK,NY)	Graph	1	\$55,764.80	\$55,764.80	\$55,764.80	\$55,764.80
Totals	Graph	2	\$51,219.90	\$46,675.00	\$46,675.00	\$55,764.80

Latitude: 40.749779 Longitude: -73.988015

Employer Name/Worksite Address	Graph	Count	Mean Wage	Median Wage	Lowest Wage	Highest Wage
CHISRIN CORPORATION, 112 W, 34 STREET, FLOOR 18, NEW YORK, NY (https://www.google.com/maps/place/112%20W,%2034%20STREET,%20FLOOR%2018,NEW%20YORK,NY)	Graph	16	\$109,896.80	\$108,992.00	\$108,992.00	\$111,404
Totals	Graph	16	\$109,896.80	\$108,992.00	\$108,992.00	\$111,404

Latitude: 40.749799 Longitude: -73.981559

Employer Name/Employer Address	Graph	Count	Mean Wage	Median Wage	Lowest Wage	Highest Wage
INFOPRO DIGITAL USA LLC, 232 MADISON AVENUE, NEW YORK, NY (https://www.google.com/maps/place/232%20MADISON%20AVENUE,NEW%20YORK,NY)	Graph	1	\$110,240.00	\$110,240.00	\$110,240.00	\$110,240.00
JCW SEARCH, INC., 232 MADISON AVE, NEW YORK, NY (https://www.google.com/maps/place/232%20MADISON%20AVE,NEW%20YORK,NY)	Graph	1	\$48,000.00	\$48,000.00	\$48,000.00	\$48,000.00
MONA SHAH & ASSOCIATES, PLLC, 232 MADISON AVE., NEW YORK, NY (https://www.google.com/maps/place/232%20MADISON%20AVE.,NEW%20YORK,NY)	Graph	1	\$51,438.40	\$51,438.40	\$51,438.40	\$51,438.40
PEOPLE'S ILLUMINATION LLC, 232 MADISON AVENUE, NEW YORK, NY (https://www.google.com/maps/place/232%20MADISON%20AVENUE,NEW%20YORK,NY)	Graph	1	\$46,680.00	\$46,680.00	\$46,680.00	\$46,680.00
Totals	Graph	4	\$64,089.60	\$48,000.00	\$46,680.00	\$110,240.00

Employer Name/Worksite Address	Graph	Count	Mean Wage	Median Wage	Lowest Wage	Highest Wage
MONA SHAH & ASSOCIATES, PLLC, 232 MADISON AVE., NEW YORK, NY (https://www.google.com/maps/place/232%20MADISON%20AVE.,NEW%20YORK,NY)	Graph	1	\$51,438.40	\$51,438.40	\$51,438.40	\$51,438.40
INFOPRO DIGITAL USA LLC, 232 MADISON AVENUE, NEW YORK, NY (https://www.google.com/maps/place/232%20MADISON%20AVENUE,NEW%20YORK,NY)	Graph	3	\$68,306.67	\$48,000.00	\$46,680.00	\$110,240.00
Totals	Graph	4	\$64,089.60	\$48,000.00	\$46,680.00	\$110,240.00

Latitude: 40.749802 Longitude: -73.898653

Employer Name/Worksite Address	Graph	Count	Mean Wage	Median Wage	Lowest Wage	Highest Wage
GRANDISON MANAGEMENT, INC., 35-30 64 STREET, WOODSIDE, NY (https://www.google.com/maps/place/35-30%2064%20STREET,WOODSIDE,NY)	Graph	10	\$67,745.60	\$67,745.60	\$67,745.60	\$67,745.60
Totals	Graph	10	\$67,745.60	\$67,745.60	\$67,745.60	\$67,745.60

Latitude: 40.749808 Longitude: -73.863973

Employer Name/Employer Address	Graph	Count	Mean Wage	Median Wage	Lowest Wage	Highest Wage
SOP MEDICAL PC, 102-11 ROOSEVELT AVENUE, CORONA, NY (https://www.google.com/maps/place/102-11%20ROOSEVELT%20AVENUE,CORONA,NY)	Graph	1	\$160,000.00	\$160,000.00	\$160,000.00	\$160,000.00
NATIONAL PEDIATRIC M.D., P.C., 102-11 ROOSEVELT AVENUE, CORONA, NY (https://www.google.com/maps/place/102-11%20ROOSEVELT%20AVENUE,CORONA,NY)	Graph	2	\$130,000.00	\$130,000.00	\$130,000.00	\$130,000.00
Totals	Graph	3	\$140,000.00	\$130,000.00	\$130,000.00	\$160,000.00

Employer Name/Worksite Address	Graph	Count	Mean Wage	Median Wage	Lowest Wage	Highest Wage
SOP MEDICAL PC, 102-11 ROOSEVELT AVENUE, CORONA, NY (https://www.google.com/maps/place/102-11%20ROOSEVELT%20AVENUE,CORONA,NY)	Graph	3	\$140,000.00	\$130,000.00	\$130,000.00	\$160,000.00
Totals	Graph	3	\$140,000.00	\$130,000.00	\$130,000.00	\$160,000.00

Latitude: 40.749826 Longitude: -73.884178

Employer Name/Worksite Address	Graph	Count	Mean Wage	Median Wage	Lowest Wage	Highest Wage
YOU MAN ENTERPRISES INC., 82-11 37TH AVENUE, JACKSON HEIGHTS, NY (https://www.google.com/maps/place/82-11%2037TH%20AVENUE,JACKSON%20HEIGHTS,NY)	Graph	1	\$48,984.00	\$48,984.00	\$48,984.00	\$48,984.00
Totals	Graph	1	\$48,984.00	\$48,984.00	\$48,984.00	\$48,984.00

Employer Name/Worksite Address	Graph	Count	Mean Wage	Median Wage	Lowest Wage	Highest Wage
YOU MAN ENTERPRISES INC., 82-11 37TH AVENUE, JACKSON HEIGHTS, NY (https://www.google.com/maps/place/82-11%2037TH%20AVENUE,JACKSON%20HEIGHTS,NY)	Graph	1	\$48,984.00	\$48,984.00	\$48,984.00	\$48,984.00
Totals	Graph	1	\$48,984.00	\$48,984.00	\$48,984.00	\$48,984.00

Latitude: 40.749833 Longitude: -73.903331

Employer Name/Worksite Address	Graph	Count	Mean Wage	Median Wage	Lowest Wage	Highest Wage
SL DISCOUNT DISTRIBUTOR CORP, 59-12 37TH AVENUE, WOODSIDE, NY (https://www.google.com/maps/place/59-12%2037TH%20AVENUE,WOODSIDE,NY)	Graph	1	\$55,764.80	\$55,764.80	\$55,764.80	\$55,764.80
Totals	Graph	1	\$55,764.80	\$55,764.80	\$55,764.80	\$55,764.80

Employer Name/Worksite Address	Graph	Count	Mean Wage	Median Wage	Lowest Wage	Highest Wage
SL DISCOUNT DISTRIBUTOR CORP, 59-12 37TH AVENUE, WOODSIDE, NY (https://www.google.com/maps/place/59-12%2037TH%20AVENUE,WOODSIDE,NY)	Graph	1	\$55,764.80	\$55,764.80	\$55,764.80	\$55,764.80
Totals	Graph	1	\$55,764.80	\$55,764.80	\$55,764.80	\$55,764.80

Latitude: 40.749839 Longitude: -73.995094

Employer Name/Worksite Address	Graph	Count	Mean Wage	Median Wage	Lowest Wage	Highest Wage
ANDREW L PETTIT ARCHITECT, 412 8TH AVENUE SUITE 5E, NEW YORK, NY (https://www.google.com/maps/place/412%208TH%20AVENUE%20SUITE%205E,NEW%20YORK,NY)	Graph	2	\$47,856.00	\$47,856.00	\$47,856.00	\$47,856.00
Totals	Graph	2	\$47,856.00	\$47,856.00	\$47,856.00	\$47,856.00

Employer Name/Worksite Address	Graph	Count	Mean Wage	Median Wage	Lowest Wage	Highest Wage
ANDREW L PETTIT ARCHITECT, 412 8TH AVENUE SUITE 5E, NEW YORK, NY (https://www.google.com/maps/place/412%208TH%20AVENUE%20SUITE%205E,NEW%20YORK,NY)	Graph	2	\$47,856.00	\$47,856.00	\$47,856.00	\$47,856.00
Totals	Graph	2	\$47,856.00	\$47,856.00	\$47,856.00	\$47,856.00

Latitude: 40.749848 Longitude: -74.003565

Employer Name/Worksite Address	Graph	Count	Mean Wage	Median Wage	Lowest Wage	Highest Wage
BLACK & BLACK CREATIVE LLC, 526 WEST 26TH ST, NEW YORK, NY (https://www.google.com/maps/place/526%20WEST%2026TH%20ST,NEW%20YORK,NY)	Graph	1	\$38,917.00	\$38,917.00	\$38,917.00	\$38,917.00

Employer Name/Employer Address	Graph	Count	Mean Wage	Median Wage	Lowest Wage	Highest Wage
5050 LIMITED, 526 WEST 26TH STREET, NEW YORK, NY (https://www.google.com/maps/place/526%20WEST%2026TH%20STREET,NEW%20YORK,NY)	Graph	2	\$41,600.00	\$41,600.00	\$41,600.00	\$41,600.00
ARCHITECTURE IN FORMATION PC, 526 W 26TH STREET, NEW YORK, NY (https://www.google.com/maps/place/526%20W%2026TH%20STREET,NEW%20YORK,NY)	Graph	2	\$52,000.00	\$52,000.00	\$52,000.00	\$52,000.00
Totals	Graph	5	\$45,223.40	\$41,600.00	\$38,917.00	\$52,000.00

Employer Name/Worksite Address	Graph	Count	Mean Wage	Median Wage	Lowest Wage	Highest Wage
BLACK & BLACK CREATIVE LLC, 526 WEST 26TH ST, NEW YORK, NY (https://www.google.com/maps/place/526%20WEST%2026TH%20ST,NEW%20YORK,NY)	Graph	1	\$38,917.00	\$38,917.00	\$38,917.00	\$38,917.00
ARCHITECTURE IN FORMATION PC, 526 W 26TH STREET, NEW YORK, NY (https://www.google.com/maps/place/526%20W%2026TH%20STREET,NEW%20YORK,NY)	Graph	2	\$52,000.00	\$52,000.00	\$52,000.00	\$52,000.00
BLACK & BLACK CREATIVE LLC, 526 WEST 26TH STREET, NEW YORK, NY (https://www.google.com/maps/place/526%20WEST%2026TH%20STREET,NEW%20YORK,NY)	Graph	3	\$53,539.20	\$41,600.00	\$41,600.00	\$77,417.60
Totals	Graph	6	\$50,589.10	\$41,600.00	\$38,917.00	\$77,417.60

Latitude: 40.749855 Longitude: -73.983607

Employer Name/Worksite Address	Graph	Count	Mean Wage	Median Wage	Lowest Wage	Highest Wage
HUMAN RIGHTS WATCH, 350 FIFTH AVENUE, NEW YORK, NY (https://www.google.com/maps/place/350%20FIFTH%20AVENUE,NEW%20YORK,NY)	Graph	1	\$150,000.00	\$150,000.00	\$150,000.00	\$150,000.00
PACIFIC EAGLE HOLDINGS CORPORATION, 400 FIFTH AVENUE, NEW YORK, NY (https://www.google.com/maps/place/400%20FIFTH%20AVENUE,NEW%20YORK,NY)	Graph	1	\$130,000.00	\$130,000.00	\$130,000.00	\$130,000.00
Totals	Graph	2	\$140,000.00	\$130,000.00	\$130,000.00	\$150,000.00

Latitude: 40.749864 Longitude: -73.981868

Employer Name/Worksite Address	Graph	Count	Mean Wage	Median Wage	Lowest Wage	Highest Wage
VENUENEXT, INC., 9 EAST 37TH STREET, NEW YORK, NY (https://www.google.com/maps/place/9%20EAST%2037TH%20STREET,NEW%20YORK,NY)	Graph	1	\$180,000.00	\$180,000.00	\$180,000.00	\$180,000.00
Totals	Graph	1	\$180,000.00	\$180,000.00	\$180,000.00	\$180,000.00

Latitude: 40.749877 Longitude: -73.91132

Employer Name/Employer Address	Graph	Count	Mean Wage	Median Wage	Lowest Wage	Highest Wage
STEVEN MADDEN LTD, 52-16 BARNETT AVENUE, LONG ISLAND CITY, NY (https://www.google.com/maps/place/52-16%20BARNETT%20AVENUE,LONG%20ISLAND%20CITY,NY)	Graph	1	\$60,000.00	\$60,000.00	\$60,000.00	\$60,000.00
Totals	Graph	1	\$60,000.00	\$60,000.00	\$60,000.00	\$60,000.00

Employer Name/Worksite Address	Graph	Count	Mean Wage	Median Wage	Lowest Wage	Highest Wage
STEVEN MADDEN LTD, 52-16 BARNETT AVENUE, LONG ISLAND CITY, NY (https://www.google.com/maps/place/52-16%20BARNETT%20AVENUE,LONG%20ISLAND%20CITY,NY)	Graph	1	\$60,000.00	\$60,000.00	\$60,000.00	\$60,000.00
Totals	Graph	1	\$60,000.00	\$60,000.00	\$60,000.00	\$60,000.00

Latitude: 40.749885 Longitude: -73.972076

Employer Name/Employer Address	Graph	Count	Mean Wage	Median Wage	Lowest Wage	Highest Wage
--------------------------------	-------	-------	-----------	-------------	-------------	--------------

Employer Name/Employer Address	Graph	Count	Mean Wage	Median Wage	Lowest Wage	Highest Wage
ST. MARKS WORLD, INC., 800 SECOND AVENUE, NEW YORK, NY (https://www.google.com/maps/place/800%20SECOND%20AVENUE,NEW%20YORK,NY)	Graph	2	\$74,529.00	\$68,000.00	\$68,000.00	\$81,058.00
Totals	Graph	2	\$74,529.00	\$68,000.00	\$68,000.00	\$81,058.00

Employer Name/Worksite Address	Graph	Count	Mean Wage	Median Wage	Lowest Wage	Highest Wage
BLISS WELLNESS CHIROPRACTIC NY PC, 800 2ND AVE, NEW YORK, NY (https://www.google.com/maps/place/800%202ND%20AVE,NEW%20YORK,NY)	Graph	1	\$62,000.00	\$62,000.00	\$62,000.00	\$62,000.00
NEW YORK UNIVERSITY HOSPITALS CENTER, 800 2ND AVENUE #6, NEW YORK, NY (https://www.google.com/maps/place/800%202ND%20AVENUE%20#6,NEW%20YORK,NY)	Graph	1	\$63,592.00	\$63,592.00	\$63,592.00	\$63,592.00
ST. MARKS WORLD, INC., 800 SECOND AVENUE, NEW YORK, NY (https://www.google.com/maps/place/800%20SECOND%20AVENUE,NEW%20YORK,NY)	Graph	1	\$68,000.00	\$68,000.00	\$68,000.00	\$68,000.00
Totals	Graph	3	\$64,530.67	\$63,592.00	\$62,000.00	\$68,000.00

Latitude: 40.749892 Longitude: -73.612477

Employer Name/Worksite Address	Graph	Count	Mean Wage	Median Wage	Lowest Wage	Highest Wage
WIPO LIMITED, OLD COUNTRYROAD SUITE 500, CARLE PLACE, NY (https://www.google.com/maps/place/OLD%20COUNTRYROAD%20SUITE%20500,CARLE%20PLACE,NY)	Graph	1	\$76,315.00	\$76,315.00	\$76,315.00	\$76,315.00
Totals	Graph	1	\$76,315.00	\$76,315.00	\$76,315.00	\$76,315.00

Latitude: 40.749906 Longitude: -73.949276

Employer Name/Employer Address	Graph	Count	Mean Wage	Median Wage	Lowest Wage	Highest Wage
VENTRESCA DESIGN, LLC, 44-02 11TH STREET, LONG ISLAND CITY, NY (https://www.google.com/maps/place/44-02%20%2011TH%20STREET,LONG%20ISLAND%20CITY,NY)	Graph	1	\$48,000.00	\$48,000.00	\$48,000.00	\$48,000.00
Totals	Graph	1	\$48,000.00	\$48,000.00	\$48,000.00	\$48,000.00

Employer Name/Worksite Address	Graph	Count	Mean Wage	Median Wage	Lowest Wage	Highest Wage
VENTRESCA DESIGN, LLC, 44-02 11TH STREET, LONG ISLAND CITY, NY (https://www.google.com/maps/place/44-02%20%2011TH%20STREET,LONG%20ISLAND%20CITY,NY)	Graph	1	\$48,000.00	\$48,000.00	\$48,000.00	\$48,000.00
Totals	Graph	1	\$48,000.00	\$48,000.00	\$48,000.00	\$48,000.00

Latitude: 40.749912 Longitude: -73.987761

Employer Name/Employer Address	Graph	Count	Mean Wage	Median Wage	Lowest Wage	Highest Wage
HERALD SQUARE EYECARE OPTOMETRY, P.C., 901 AVENUE OF THE AMERICAS, NEW YORK, NY (https://www.google.com/maps/place/901%20AVENUE%20OF%20THE%20AMERICAS,NEW%20YORK,NY)	Graph	2	\$76,960.00	\$76,960.00	\$76,960.00	\$76,960.00
Totals	Graph	2	\$76,960.00	\$76,960.00	\$76,960.00	\$76,960.00

Employer Name/Worksite Address	Graph	Count	Mean Wage	Median Wage	Lowest Wage	Highest Wage
HERALD SQUARE EYECARE OPTOMETRY, P.C., 901 AVENUE OF THE AMERICAS, NEW YORK, NY (https://www.google.com/maps/place/901%20AVENUE%20OF%20THE%20AMERICAS,NEW%20YORK,NY)	Graph	1	\$76,960.00	\$76,960.00	\$76,960.00	\$76,960.00
Totals	Graph	1	\$76,960.00	\$76,960.00	\$76,960.00	\$76,960.00

Latitude: 40.749924 Longitude: -73.974981

Employer Name/Employer Address	Graph	Count	Mean Wage	Median Wage	Lowest Wage	Highest Wage
JEWISH AGENCY INTERNATIONAL DEVELOPMENT LLC, 633 THIRD AVENUE, NEW YORK, NY (https://www.google.com/maps/place/633%20THIRD%20AVENUE,NEW%20YORK,NY)	Graph	1	\$150,000.00	\$150,000.00	\$150,000.00	\$150,000.00
KLINGER & KLINGER LLP, 633 THIRD AVE STE. 27B, NEW YORK, NY (https://www.google.com/maps/place/633%20THIRD%20AVE%20STE.%2027B,NEW%20YORK,NY)	Graph	1	\$55,764.80	\$55,764.80	\$55,764.80	\$55,764.80
MEMORIAL SLOAN-KETTERING CANCER CENTER, 633 THIRD AVENUE, 5TH FLOOR, NEW YORK, NY (https://www.google.com/maps/place/633%20THIRD%20AVENUE,%205TH%20FLOOR,NEW%20YORK,NY)	Graph	1	\$102,000.00	\$102,000.00	\$102,000.00	\$102,000.00
THE WORLD UNION FOR PROGRESSIVE JUDAISM, LTD., 633 THIRD AVENUE, NEW YORK, NY (https://www.google.com/maps/place/633%20THIRD%20AVENUE,NEW%20YORK,NY)	Graph	1	\$43,000.00	\$43,000.00	\$43,000.00	\$43,000.00
FEDCAP REHABILITATION SERVICES INC, 633 THIRD AVENUE, NEW YORK, NY (https://www.google.com/maps/place/633%20THIRD%20AVENUE,NEW%20YORK,NY)	Graph	2	\$69,946.40	\$60,000.00	\$60,000.00	\$79,892.80
NAVILLUS TILE, INC., 633 THIRD AVENUE, NEW YORK, NY (https://www.google.com/maps/place/633%20THIRD%20AVENUE,NEW%20YORK,NY)	Graph	14	\$78,088.57	\$65,000.00	\$48,000.00	\$150,000.00
MEMORIAL SLOAN-KETTERING CANCER CENTER, 633 THIRD AVENUE, NEW YORK, NY (https://www.google.com/maps/place/633%20THIRD%20AVENUE,NEW%20YORK,NY)	Graph	192	\$93,870.56	\$72,369.00	\$39,293.00	\$345,500.00
Totals	Graph	212	\$92,486.07	\$72,100.00	\$39,293.00	\$345,500.00

Employer Name/Worksite Address	Graph	Count	Mean Wage	Median Wage	Lowest Wage	Highest Wage
ERP ANALYSTS, INC, 633 3RD AVE., MANHATTAN, NY (https://www.google.com/maps/place/633%203RD%20AVE.,MANHATTAN,NY)	Graph	1	\$114,026.00	\$114,026.00	\$114,026.00	\$114,026.00
KLINGER & KLINGER LLP, 633 THIRD AVE STE. 27B, NEW YORK, NY (https://www.google.com/maps/place/633%20THIRD%20AVE%20STE.%2027B,NEW%20YORK,NY)	Graph	1	\$55,764.80	\$55,764.80	\$55,764.80	\$55,764.80
THE WORLD UNION FOR PROGRESSIVE JUDAISM, LTD., 633 THIRD AVENUE, NEW YORK, NY (https://www.google.com/maps/place/633%20THIRD%20%20AVENUE,NEW%20YORK,NY)	Graph	1	\$43,000.00	\$43,000.00	\$43,000.00	\$43,000.00
IMETRIS CORPORATION, 633 THIRD AVENUE, NEW YORK, NEW YORK, NY (https://www.google.com/maps/place/633%20THIRD%20AVENUE,NEW%20YORK,%20NEW%20YORK,NY)	Graph	2	\$65,000.00	\$65,000.00	\$65,000.00	\$65,000.00
PERSISTENT SYSTEMS, INC., 633 3RD AVE, NEW YORK, NY (https://www.google.com/maps/place/633%203RD%20AVE,NEW%20YORK,NY)	Graph	3	\$71,151.00	\$68,640.00	\$64,813.00	\$80,000.00
PERSISTENT SYSTEMS, INC., 633 3RD AVENUE, NEW YORK, NY (https://www.google.com/maps/place/633%203RD%20AVENUE,NEW%20YORK,NY)	Graph	3	\$68,428.00	\$70,221.00	\$64,813.00	\$70,250.00
VIGNA, INC., 633 THIRD AVENUE, NEW YORK, NY (https://www.google.com/maps/place/633%20THIRD%20AVENUE,NEW%20YORK,NY)	Graph	25	\$90,135.15	\$79,892.80	\$48,000.00	\$151,840.00
Totals	Graph	36	\$83,747.41	\$70,250.00	\$43,000.00	\$151,840.00

Latitude: 40.749933 Longitude: -73.984289

Employer Name/Employer Address	Graph	Count	Mean Wage	Median Wage	Lowest Wage	Highest Wage
HELP ME SEE INC., 20 WEST 36TH STREET, NEW YORK, NY (https://www.google.com/maps/place/20%20WEST%2036TH%20STREET,NEW%20YORK,NY)	Graph	1	\$50,000.00	\$50,000.00	\$50,000.00	\$50,000.00
HELP ME SEE, INC., 20 WEST 36TH STREET, NEW YORK, NY (https://www.google.com/maps/place/20%20WEST%2036TH%20STREET,NEW%20YORK,NY)	Graph	3	\$126,666.67	\$170,000.00	\$40,000.00	\$170,000.00
Totals	Graph	4	\$107,500.00	\$50,000.00	\$40,000.00	\$170,000.00

Employer Name/Worksite Address	Graph	Count	Mean Wage	Median Wage	Lowest Wage	Highest Wage
O'NEIL LANGAN ARCHITECTS, PC., 20 W 36TH STREET, NEW YORK, NY (https://www.google.com/maps/place/20%20W%2036TH%20STREET,NEW%20YORK,NY)	Graph	1	\$54,163.00	\$54,163.00	\$54,163.00	\$54,163.00
O'NEIL LANGAN ARCHITECTS PC, 20 WEST 36TH STREET SUITE 5N, NEW YORK, NY (https://www.google.com/maps/place/20%20WEST%2036TH%20STREET%20SUITE%205N,NEW%20YORK,NY)	Graph	2	\$65,000.00	\$65,000.00	\$65,000.00	\$65,000.00
HELP ME SEE INC., 20 WEST 36TH STREET, NEW YORK, NY (https://www.google.com/maps/place/20%20WEST%2036TH%20STREET,NEW%20YORK,NY)	Graph	4	\$107,500.00	\$50,000.00	\$40,000.00	\$170,000.00
Totals	Graph	7	\$87,737.57	\$65,000.00	\$40,000.00	\$170,000.00

Latitude: 40.749934 Longitude: -73.93773

Employer Name/Worksite Address	Graph	Count	Mean Wage	Median Wage	Lowest Wage	Highest Wage
MICROSOFT CORPORATION, 29-11 QUEENS PLAZA NORTH, APT 29E, LONG ISLAND, NY (https://www.google.com/maps/place/29-11%20QUEENS%20PLAZA%20NORTH,%20APT%2029E, LONG%20ISLAND, NY)	Graph	1	\$145,000.00	\$145,000.00	\$145,000.00	\$145,000.00
Totals	Graph	1	\$145,000.00	\$145,000.00	\$145,000.00	\$145,000.00

Latitude: 40.749937 Longitude: -74.005672

Employer Name/Worksite Address	Graph	Count	Mean Wage	Median Wage	Lowest Wage	Highest Wage
3I INFOTECH, INC., 601 W 25TH STREET, NEW YORK, NY (https://www.google.com/maps/place/601%20W%2025TH%20STREET, NEW%20YORK, NY)	Graph	1	\$76,000.00	\$76,000.00	\$76,000.00	\$76,000.00
Totals	Graph	1	\$76,000.00	\$76,000.00	\$76,000.00	\$76,000.00

Latitude: 40.749946 Longitude: -74.003456

Employer Name/Employer Address	Graph	Count	Mean Wage	Median Wage	Lowest Wage	Highest Wage
JFS INC., 525 WEST 26TH STREET, NEW YORK, NY (https://www.google.com/maps/place/525%20WEST%2026TH%20STREET, NEW%20YORK, NY)	Graph	1	\$140,004.80	\$140,004.80	\$140,004.80	\$140,004.80
Totals	Graph	1	\$140,004.80	\$140,004.80	\$140,004.80	\$140,004.80

Employer Name/Worksite Address	Graph	Count	Mean Wage	Median Wage	Lowest Wage	Highest Wage
JFS INC., 525 WEST 26TH STREET, NEW YORK, NY (https://www.google.com/maps/place/525%20WEST%2026TH%20STREET, NEW%20YORK, NY)	Graph	1	\$140,004.80	\$140,004.80	\$140,004.80	\$140,004.80
Totals	Graph	1	\$140,004.80	\$140,004.80	\$140,004.80	\$140,004.80

Latitude: 40.749965 Longitude: -73.988366

Employer Name/Employer Address	Graph	Count	Mean Wage	Median Wage	Lowest Wage	Highest Wage
STORONE INC, 112 WEST 34TH STREET, NEW YORK, NY (https://www.google.com/maps/place/112%20WEST%2034TH%20STREET, NEW%20YORK, NY)	Graph	1	\$100,000.00	\$100,000.00	\$100,000.00	\$100,000.00
CHISRIN CORPORATION, 112 W, 34TH STREET, FLOOR 18, NEW YORK, NY (https://www.google.com/maps/place/112%20W,%2034TH%20STREET,%20FLOOR%2018, NEW%20YORK, NY)	Graph	16	\$109,896.80	\$108,992.00	\$108,992.00	\$111,400.00
Totals	Graph	17	\$109,314.64	\$108,992.00	\$100,000.00	\$111,400.00

Employer Name/Worksite Address	Graph	Count	Mean Wage	Median Wage	Lowest Wage	Highest Wage
BH CONSULTING, INC., 112 WEST 34TH STREET, 18TH FLOOR, NEW YORK, NY (https://www.google.com/maps/place/112%20WEST%2034TH%20STREET,%2018TH%20FLOOR, NEW%20YORK, NY)	Graph	1	\$66,664.00	\$66,664.00	\$66,664.00	\$66,664.00
MACY'S.COM, LLC, 112 W 34TH STREET, NEW YORK, NY (https://www.google.com/maps/place/112%20W%2034TH%20STREET, NEW%20YORK, NY)	Graph	1	\$95,500.00	\$95,500.00	\$95,500.00	\$95,500.00
SCHNEIDER ELECTRIC USA, INC., 112 WEST 34TH STREET, NEW YORK, NY (https://www.google.com/maps/place/112%20WEST%2034TH%20STREET, NEW%20YORK, NY)	Graph	3	\$97,394.00	\$100,000.00	\$68,182.00	\$100,000.00
Totals	Graph	5	\$90,869.20	\$95,500.00	\$66,664.00	\$100,000.00

Latitude: 40.749995 Longitude: -73.984435

Employer Name/Worksite Address	Graph	Count	Mean Wage	Median Wage	Lowest Wage	Highest Wage
--------------------------------	-------	-------	-----------	-------------	-------------	--------------

Employer Name/Worksite Address	Graph	Count	Mean Wage	Median Wage	Lowest Wage	Highest Wage
REASON SOURCE TECH LLC., 28 WEST 36TH STREET SUITE 901, NEW YORK, NY (https://www.google.com/maps/place/28%20WEST%2036TH%20STREET%20SUITE%20901,NEW%20YORK,NY)	Graph	2	\$64,813.00	\$64,813.00	\$64,813.00	\$64,813
Totals	Graph	2	\$64,813.00	\$64,813.00	\$64,813.00	\$64,813

Latitude: 40.749995 Longitude: -73.976771

Employer Name/Worksite Address	Graph	Count	Mean Wage	Median Wage	Lowest Wage	Highest Wage
LIBRA SOCIAL PROGRAM LLC, 134 E. 40TH ST., NEW YORK, NY (https://www.google.com/maps/place/134%20E.%2040TH%20ST.,NEW%20YORK,NY)	Graph	1	\$65,000.00	\$65,000.00	\$65,000.00	\$65,000.00
Totals	Graph	1	\$65,000.00	\$65,000.00	\$65,000.00	\$65,000.00

Employer Name/Worksite Address	Graph	Count	Mean Wage	Median Wage	Lowest Wage	Highest Wage
LIBRA SOCIAL PROGRAM LLC, 134 E. 40TH ST., NEW YORK, NY (https://www.google.com/maps/place/134%20E.%2040TH%20ST.,NEW%20YORK,NY)	Graph	2	\$97,500.00	\$65,000.00	\$65,000.00	\$130,000.00
Totals	Graph	2	\$97,500.00	\$65,000.00	\$65,000.00	\$130,000.00

Latitude: 40.750019 Longitude: -73.978408

Employer Name/Worksite Address	Graph	Count	Mean Wage	Median Wage	Lowest Wage	Highest Wage
CAPSO, INC., 111 EAST 39TH STREET, SUITE 1R, NEW YORK, NY (https://www.google.com/maps/place/111%20EAST%2039TH%20STREET,%20SUITE%201R,NEW%20YORK,NY)	Graph	1	\$58,385.60	\$58,385.60	\$58,385.60	\$58,385
Totals	Graph	1	\$58,385.60	\$58,385.60	\$58,385.60	\$58,385

Employer Name/Worksite Address	Graph	Count	Mean Wage	Median Wage	Lowest Wage	Highest Wage
CAPSO, INC., 111 EAST 39TH STREET, SUITE 1R, NEW YORK, NY (https://www.google.com/maps/place/111%20EAST%2039TH%20STREET,%20SUITE%201R,NEW%20YORK,NY)	Graph	1	\$58,385.60	\$58,385.60	\$58,385.60	\$58,385
Totals	Graph	1	\$58,385.60	\$58,385.60	\$58,385.60	\$58,385

Latitude: 40.750026 Longitude: -73.977

Employer Name/Worksite Address	Graph	Count	Mean Wage	Median Wage	Lowest Wage	Highest Wage
EAS ACCOUNTING SERVICES, CPA, LLC, 353 LEXINGTON AVENUE, SUITE 1202, NEW YORK, NY (https://www.google.com/maps/place/353%20LEXINGTON%20AVENUE,%20SUITE%201202,NEW%20YORK,NY)	Graph	1	\$53,000.00	\$53,000.00	\$53,000.00	\$53,000.
PLUS ONE PHYSICAL THERAPY, P.C., 353 LEXINGTON AVE, NEW YORK, NY (https://www.google.com/maps/place/353%20LEXINGTON%20AVE,NEW%20YORK,NY)	Graph	1	\$73,000.00	\$73,000.00	\$73,000.00	\$73,000.
Totals	Graph	2	\$63,000.00	\$53,000.00	\$53,000.00	\$73,000.

Employer Name/Worksite Address	Graph	Count	Mean Wage	Median Wage	Lowest Wage	Highest Wage
EAS ACCOUNTING SERVICES, CPA, LLC, 353 LEXINGTON AVENUE, SUITE 1202, NEW YORK, NY (https://www.google.com/maps/place/353%20LEXINGTON%20AVENUE,%20SUITE%201202,NEW%20YORK,NY)	Graph	1	\$53,000.00	\$53,000.00	\$53,000.00	\$53,000.
PLUS ONE PHYSICAL THERAPY, P.C., 353 LEXINGTON AVE, NEW YORK, NY (https://www.google.com/maps/place/353%20LEXINGTON%20AVE,NEW%20YORK,NY)	Graph	1	\$73,000.00	\$73,000.00	\$73,000.00	\$73,000.
Totals	Graph	2	\$63,000.00	\$53,000.00	\$53,000.00	\$73,000.

Latitude: 40.750026 Longitude: -73.882268

Employer Name/Employer Address	Graph	Count	Mean Wage	Median Wage	Lowest Wage	Highest Wage
KAN MANAGEMENT INC., 84-21 37TH AVENUE, JACKSON HEIGHTS, NY (https://www.google.com/maps/place/84-21%2037TH%20AVENUE,JACKSON%20HEIGHTS,NY)	Graph	1	\$85,529.60	\$85,529.60	\$85,529.60	\$85,529.60
Totals	Graph	1	\$85,529.60	\$85,529.60	\$85,529.60	\$85,529.60

Employer Name/Worksite Address	Graph	Count	Mean Wage	Median Wage	Lowest Wage	Highest Wage
KAN MANAGEMENT INC., 84-21 37TH AVENUE, JACKSON HEIGHTS, NY (https://www.google.com/maps/place/84-21%2037TH%20AVENUE,JACKSON%20HEIGHTS,NY)	Graph	1	\$85,529.60	\$85,529.60	\$85,529.60	\$85,529.60
Totals	Graph	1	\$85,529.60	\$85,529.60	\$85,529.60	\$85,529.60

Latitude: 40.750041 Longitude: -73.993221

Employer Name/Employer Address	Graph	Count	Mean Wage	Median Wage	Lowest Wage	Highest Wage
MSG SPORTS & ENTERTAINMENT LLC, 2 PENNSYLVANIA PLAZA, NEW YORK, NY (https://www.google.com/maps/place/2%20PENNSYLVANIA%20PLAZA,NEW%20YORK,NY)	Graph	1	\$62,594.00	\$62,594.00	\$62,594.00	\$62,594.00
MSG SPORTS & ENTERTAINMENT, LLC, 2 PENNSYLVANIA PLAZA, NEW YORK, NY (https://www.google.com/maps/place/2%20PENNSYLVANIA%20PLAZA,NEW%20YORK,NY)	Graph	2	\$59,500.00	\$58,000.00	\$58,000.00	\$61,000.00
MSG SPORTS & ENTERTAINMENT, LLC, TWO PENNSYLVANIA PLAZA, NEW YORK, NY (https://www.google.com/maps/place/TWO%20PENNSYLVANIA%20PLAZA,NEW%20YORK,NY)	Graph	2	\$61,500.00	\$53,000.00	\$53,000.00	\$70,000.00
COSENTINI ASSOCIATES, 2 PENNSYLVANIA AVENUE, NEW YORK, NY (https://www.google.com/maps/place/2%20PENNSYLVANIA%20AVENUE,NEW%20YORK,NY)	Graph	3	\$71,984.33	\$70,000.00	\$61,069.00	\$84,884.00
MSG SPORTS & ENTERTAINMENT, LLC, TWO PENNSYLVANIA PLAZA, NEW YORK, NY (https://www.google.com/maps/place/TWO%20PENNSYLVANIA%20PLAZA,NEW%20YORK,NY)	Graph	5	\$87,691.60	\$77,700.00	\$58,600.00	\$130,000.00
Totals	Graph	13	\$73,769.62	\$70,000.00	\$53,000.00	\$130,000.00

Employer Name/Worksite Address	Graph	Count	Mean Wage	Median Wage	Lowest Wage
KEYPIXEL SOFTWARE SOLUTIONS LLC, 2 PENN PLAZA,16TH FLOOR, NEW YORK, NY (https://www.google.com/maps/place/2%20PENN%20PLAZA,16TH%20FLOOR,NEW%20YORK,NY)	Graph	1	\$60,000.00	\$60,000.00	\$60,000.00
PAMTEN, INC., MCGRAW HILL EDUCATION, NEWYORK, NY (https://www.google.com/maps/place/MCGRAW%20HILL%20EDUCATION,NEWYORK,NY)	Graph	1	\$110,000.00	\$110,000.00	\$110,000.00
VIRTUOSA GLOBAL SOLUTIONS LLC, 2 PENN PLAZA, MADISON SQUARE GARDEN, NEW YORK, NY (https://www.google.com/maps/place/2%20PENN%20PLAZA,%20MADISON%20SQUARE%20GARDEN,NEW%20YORK,NY)	Graph	1	\$110,000.00	\$110,000.00	\$110,000.00
VMWARE, INC., 2 PENN PLAZA, NEW YORK, NY (https://www.google.com/maps/place/2%20PENN%20PLAZA,NEW%20YORK,NY)	Graph	1	\$114,812.00	\$114,812.00	\$114,812.00
WIPRO LIMITED, 2 PENN PLAZA, NEW YORK CITY, NEW YORK, NY (https://www.google.com/maps/place/2%20PENN%20PLAZA,%20NEW%20YORK%20CITY,NEW%20YORK,NY)	Graph	1	\$71,781.00	\$71,781.00	\$71,781.00
AMERISOFTPRO SYSTEMS LLC, MADISON SQUARE GARDEN, NEW YORK, NY (https://www.google.com/maps/place/MADISON%20SQUARE%20GARDEN,NEW%20YORK,NY)	Graph	2	\$88,000.00	\$76,000.00	\$76,000.00
TATA CONSULTANCY SERVICES LIMITED, 2 PENN PLAZA, NY, NEW YORK, NY (https://www.google.com/maps/place/2%20PENN%20PLAZA,%20NY,NEW%20YORK,NY)	Graph	2	\$65,645.00	\$65,645.00	\$65,645.00
GANNETT FLEMING ENGINEERS AND ARCHITECTS, PC, TWO PENN PLAZA, 380 7TH AVE, NEW YORK, NY (https://www.google.com/maps/place/TWO%20PENN%20PLAZA,%20380%207TH%20AVE,NEW%20YORK,NY)	Graph	3	\$67,620.67	\$62,171.00	\$62,171.00
XORiant CORPORATION, TWO PENNSYLVANIA PLAZA, NEW YORK, NY (https://www.google.com/maps/place/TWO%20PENNSYLVANIA%20PLAZA,NEW%20YORK,NY)	Graph	8	\$82,369.75	\$72,158.00	\$53,000.00
MSG SPORTS & ENTERTAINMENT, LLC, 2 PENNSYLVANIA PLAZA, NEW YORK, NY (https://www.google.com/maps/place/2%20PENNSYLVANIA%20PLAZA,NEW%20YORK,NY)	Graph	9	\$67,114.33	\$65,000.00	\$58,000.00
Totals	Graph	29	\$77,232.14	\$70,000.00	\$53,000.00

Latitude: 40.750056 Longitude: -73.983299

Employer Name/Employer Address	Graph	Count	Mean Wage	Median Wage	Lowest Wage	Highest Wage
--------------------------------	-------	-------	-----------	-------------	-------------	--------------

Employer Name/Employer Address	Graph	Count	Mean Wage	Median Wage	Lowest Wage	Highest Wage
AMERICAN EAGLE OUTFITTERS, INC., 401 FIFTH AVENUE, NEW YORK, NY (https://www.google.com/maps/place/401%20FIFTH%20AVENUE,NEW%20YORK,NY)	Graph	4	\$71,144.00	\$60,000.00	\$52,807.00	\$106,500.00
Totals	Graph	4	\$71,144.00	\$60,000.00	\$52,807.00	\$106,500.00

Employer Name/Worksite Address	Graph	Count	Mean Wage	Median Wage	Lowest Wage	Highest Wage
AMERICAN EAGLE OUTFITTERS, INC., 401 FIFTH AVENUE, NEW YORK, NY (https://www.google.com/maps/place/401%20FIFTH%20AVENUE,NEW%20YORK,NY)	Graph	4	\$71,144.00	\$60,000.00	\$52,807.00	\$106,500.00
Totals	Graph	4	\$71,144.00	\$60,000.00	\$52,807.00	\$106,500.00

Latitude: 40.750068 Longitude: -73.989467

Employer Name/Worksite Address	Graph	Count	Mean Wage	Median Wage	Lowest Wage	Highest Wage
MOBIQUITY, INC., MOBIQUITY, INC., NEW YORK, NY (https://www.google.com/maps/place/MOBIQUITY,%20INC.,NEW%20YORK,NY)	Graph	1	\$115,000.00	\$115,000.00	\$115,000.00	\$115,000.00
Totals	Graph	1	\$115,000.00	\$115,000.00	\$115,000.00	\$115,000.00

Latitude: 40.750086 Longitude: -73.988314

Employer Name/Employer Address	Graph	Count	Mean Wage	Median Wage	Lowest Wage	Highest Wage
ALFA SERVICES USA INC, 22 W. 34TH ST., NEW YORK, NY (https://www.google.com/maps/place/22%20W.%2034TH%20ST.,NEW%20YORK,NY)	Graph	1	\$90,000.00	\$90,000.00	\$90,000.00	\$90,000.00
BRIDGEPORT TRADING, INC, 110W 34TH STREET, NEW YORK, NY (https://www.google.com/maps/place/110W%2034TH%20STREET,NEW%20YORK,NY)	Graph	1	\$60,000.00	\$60,000.00	\$60,000.00	\$60,000.00
WINTEST INC., 22 W 34TH ST ROOM 621, NEW YORK, NY (https://www.google.com/maps/place/22%20W%2034TH%20ST%20ROOM%20621,NEW%20YORK,NY)	Graph	1	\$46,000.00	\$46,000.00	\$46,000.00	\$46,000.00
WINTEST, INC, 22 W 34TH ST. ROOM 621, NEW YORK, NY (https://www.google.com/maps/place/22%20W%2034TH%20ST.%20ROOM%20621,NEW%20YORK,NY)	Graph	2	\$36,878.00	\$36,878.00	\$36,878.00	\$36,878.00
ZONI LANGUAGE CENTERS, 22 WEST 34TH STREET, NEW YORK, NY (https://www.google.com/maps/place/22%20WEST%2034TH%20STREET,NEW%20YORK,NY)	Graph	5	\$25,188.60	\$25,147.00	\$25,147.00	\$25,355.00
Totals	Graph	10	\$39,569.90	\$25,355.00	\$25,147.00	\$90,000.00

Employer Name/Worksite Address	Graph	Count	Mean Wage	Median Wage	Lowest Wage	Highest Wage
BRIDGEPORT TRADING, INC, 110W 34TH STREET, NEW YORK, NY (https://www.google.com/maps/place/110W%2034TH%20STREET,NEW%20YORK,NY)	Graph	1	\$60,000.00	\$60,000.00	\$60,000.00	\$60,000.00
PATIENTPING, INC., 50 W 34TH STREET, NEW YORK CITY, NY (https://www.google.com/maps/place/50%20W%2034TH%20STREET,NEW%20YORK%20CITY,NY)	Graph	1	\$105,000.00	\$105,000.00	\$105,000.00	\$105,000.00
WINTEST INC., 22 W 34TH ST ROOM 621, NEW YORK, NY (https://www.google.com/maps/place/22%20W%2034TH%20ST%20ROOM%20621,NEW%20YORK,NY)	Graph	1	\$46,000.00	\$46,000.00	\$46,000.00	\$46,000.00
WINTEST, INC, 22 W 34TH ST. ROOM 621, NEW YORK, NY (https://www.google.com/maps/place/22%20W%2034TH%20ST.%20ROOM%20621,NEW%20YORK,NY)	Graph	2	\$36,878.00	\$36,878.00	\$36,878.00	\$36,878.00
ZONI LANGUAGE CENTERS, 22 WEST 34TH STREET, NEW YORK, NY (https://www.google.com/maps/place/22%20WEST%2034TH%20STREET,NEW%20YORK,NY)	Graph	5	\$25,188.60	\$25,147.00	\$25,147.00	\$25,355.00
Totals	Graph	10	\$41,069.90	\$25,355.00	\$25,147.00	\$105,000.00

Latitude: 40.750088 Longitude: -73.937263

Employer Name/Worksite Address	Graph	Count	Mean Wage	Median Wage	Lowest Wage	Highest Wage
--------------------------------	-------	-------	-----------	-------------	-------------	--------------

Employer Name/Worksite Address	Graph	Count	Mean Wage	Median Wage	Lowest Wage	Highest Wage
TATA CONSULTANCY SERVICES LIMITED, 27-01, QUEENS PLAZA NORTH,, LONG ISLAND CITY, NY (https://www.google.com/maps/place/27-01,%20QUEENS%20PLAZA%20NORTH,,LONG%20ISLAND%20CITY,NY)	Graph	2	\$71,781.00	\$71,781.00	\$71,781.00	\$71,781.00
IBM INDIA PRIVATE LIMITED, 27-01, QUEENS PLAZA NORTH, LONG ISLAND CITY, NY (https://www.google.com/maps/place/27-01,%20QUEENS%20PLAZA%20NORTH,LONG%20ISLAND%20CITY,NY)	Graph	4	\$82,952.50	\$71,781.00	\$71,781.00	\$94,124.00
Totals	Graph	6	\$79,228.67	\$71,781.00	\$71,781.00	\$94,124.00

Latitude: 40.750101 Longitude: -73.861745

Employer Name/Worksite Address	Graph	Count	Mean Wage	Median Wage	Lowest Wage	Highest Wage
SEA TOWN CORONA NY LLC, 3924 104TH STREET, CORONA, NY (https://www.google.com/maps/place/3924%20104TH%20STREET,CORONA,NY)	Graph	1	\$62,400.00	\$62,400.00	\$62,400.00	\$62,400.00
Totals	Graph	1	\$62,400.00	\$62,400.00	\$62,400.00	\$62,400.00

Employer Name/Worksite Address	Graph	Count	Mean Wage	Median Wage	Lowest Wage	Highest Wage
SEA TOWN CORONA NY LLC, 3924 104TH STREET, CORONA, NY (https://www.google.com/maps/place/3924%20104TH%20STREET,CORONA,NY)	Graph	1	\$62,400.00	\$62,400.00	\$62,400.00	\$62,400.00
Totals	Graph	1	\$62,400.00	\$62,400.00	\$62,400.00	\$62,400.00

Latitude: 40.750103 Longitude: -73.977107

Employer Name/Worksite Address	Graph	Count	Mean Wage	Median Wage	Lowest Wage	Highest Wage
MIKA HAYASHI DPM, PC, 350 LEXINGTON AVENUE, NEW YORK, NY (https://www.google.com/maps/place/350%20LEXINGTON%20AVENUE,NEW%20YORK,NY)	Graph	1	\$42,000.00	\$42,000.00	\$42,000.00	\$42,000.00
Totals	Graph	1	\$42,000.00	\$42,000.00	\$42,000.00	\$42,000.00

Employer Name/Worksite Address	Graph	Count	Mean Wage	Median Wage	Lowest Wage	Highest Wage
MIKA HAYASHI DPM, PC, 350 LEXINGTON AVENUE, NEW YORK, NY (https://www.google.com/maps/place/350%20LEXINGTON%20AVENUE,NEW%20YORK,NY)	Graph	1	\$42,000.00	\$42,000.00	\$42,000.00	\$42,000.00
Totals	Graph	1	\$42,000.00	\$42,000.00	\$42,000.00	\$42,000.00

Latitude: 40.750116 Longitude: -73.984384

Employer Name/Worksite Address	Graph	Count	Mean Wage	Median Wage	Lowest Wage	Highest Wage
SCREENPRISM MEDIA INC., 11 WEST 36TH STREET, NEW YORK, NY (https://www.google.com/maps/place/11%20WEST%2036TH%20STREET,NEW%20YORK,NY)	Graph	2	\$38,334.40	\$37,752.00	\$37,752.00	\$38,916.80
Totals	Graph	2	\$38,334.40	\$37,752.00	\$37,752.00	\$38,916.80

Employer Name/Worksite Address	Graph	Count	Mean Wage	Median Wage	Lowest Wage	Highest Wage
SCREENPRISM MEDIA INC., 11 WEST 36TH STREET, NEW YORK, NY (https://www.google.com/maps/place/11%20WEST%2036TH%20STREET,NEW%20YORK,NY)	Graph	2	\$38,334.40	\$37,752.00	\$37,752.00	\$38,916.80
Totals	Graph	2	\$38,334.40	\$37,752.00	\$37,752.00	\$38,916.80

Latitude: 40.750119 Longitude: -73.980906

Employer Name/Worksite Address	Graph	Count	Mean Wage	Median Wage	Lowest Wage	Highest Wage

Employer Name/Employer Address	Graph	Count	Mean Wage	Median Wage	Lowest Wage	Highest Wage
JOLLY HOTELS USA, INC., 22 EAST 38TH STREET, NEW YORK, NY (https://www.google.com/maps/place/22%20EAST%2038TH%20STREET,NEW%20YORK,NY)	Graph	1	\$82,284.80	\$82,284.80	\$82,284.80	\$82,284.80
Totals	Graph	1	\$82,284.80	\$82,284.80	\$82,284.80	\$82,284.80

Employer Name/Worksite Address	Graph	Count	Mean Wage	Median Wage	Lowest Wage	Highest Wage
JOLLY HOTELS USA, INC., 22 EAST 38TH STREET, NEW YORK, NY (https://www.google.com/maps/place/22%20EAST%2038TH%20STREET,NEW%20YORK,NY)	Graph	1	\$82,284.80	\$82,284.80	\$82,284.80	\$82,284.80
Totals	Graph	1	\$82,284.80	\$82,284.80	\$82,284.80	\$82,284.80

Latitude: 40.750124 Longitude: -73.504021

Employer Name/Employer Address	Graph	Count	Mean Wage	Median Wage	Lowest Wage	Highest Wage
HICKSVILLE MACHINE WORKS, CORP., 761 SOUTH BROADWAY, HICKSVILLE, NY (https://www.google.com/maps/place/761%20SOUTH%20BROADWAY,HICKSVILLE,NY)	Graph	1	\$66,560.00	\$66,560.00	\$66,560.00	\$66,560.00
Totals	Graph	1	\$66,560.00	\$66,560.00	\$66,560.00	\$66,560.00

Employer Name/Worksite Address	Graph	Count	Mean Wage	Median Wage	Lowest Wage	Highest Wage
HICKSVILLE MACHINE WORKS, CORP., 761 SOUTH BROADWAY, HICKSVILLE, NY (https://www.google.com/maps/place/761%20SOUTH%20BROADWAY,HICKSVILLE,NY)	Graph	1	\$66,560.00	\$66,560.00	\$66,560.00	\$66,560.00
Totals	Graph	1	\$66,560.00	\$66,560.00	\$66,560.00	\$66,560.00

Latitude: 40.750126 Longitude: -73.415511

Employer Name/Employer Address	Graph	Count	Mean Wage	Median Wage	Lowest Wage	Highest Wage
GUARDLAB, INC., 171 MILBAR BOULEVARD, FARMINGDALE, NY (https://www.google.com/maps/place/171%20MILBAR%20BOULEVARD,FARMINGDALE,NY)	Graph	1	\$70,000.00	\$70,000.00	\$70,000.00	\$70,000.00
Totals	Graph	1	\$70,000.00	\$70,000.00	\$70,000.00	\$70,000.00

Employer Name/Worksite Address	Graph	Count	Mean Wage	Median Wage	Lowest Wage	Highest Wage
GUARDLAB, INC., 171 MILBAR BOULEVARD, FARMINGDALE, NY (https://www.google.com/maps/place/171%20MILBAR%20BOULEVARD,FARMINGDALE,NY)	Graph	1	\$70,000.00	\$70,000.00	\$70,000.00	\$70,000.00
Totals	Graph	1	\$70,000.00	\$70,000.00	\$70,000.00	\$70,000.00

Latitude: 40.750175 Longitude: -73.983376

Employer Name/Employer Address	Graph	Count	Mean Wage	Median Wage	Lowest Wage	Highest Wage
BROADSIGN INTERNATIONAL, LLC., 404 5TH AVE., SUITE 5031, NEW YORK, NY (https://www.google.com/maps/place/404%205TH%20AVE.,%20SUITE%205031,NEW%20YORK,NY)	Graph	1	\$105,000.00	\$105,000.00	\$105,000.00	\$105,000.00
CEREBRAL PALSY ALLIANCE RESEARCH FOUNDATION, 404 5TH AVENUE, NEW YORK, NY (https://www.google.com/maps/place/404%205TH%20AVENUE,NEW%20YORK,NY)	Graph	1	\$174,183.00	\$174,183.00	\$174,183.00	\$174,183.00
CONTINO US LLC, 404 5TH AVENUE, NEW YORK, NY, NY (https://www.google.com/maps/place/404%205TH%20AVENUE,NEW%20YORK,%20NY,NY)	Graph	1	\$106,891.00	\$106,891.00	\$106,891.00	\$106,891.00
Totals	Graph	3	\$128,691.33	\$106,891.00	\$105,000.00	\$174,183.00

Employer Name/Worksite Address	Graph	Count	Mean Wage	Median Wage	Lowest Wage	Highest Wage
--------------------------------	-------	-------	-----------	-------------	-------------	--------------

Employer Name/Worksite Address	Graph	Count	Mean Wage	Median Wage	Lowest Wage	Highest Wage
BROADSIGN INTERNATIONAL, LLC., 404 5TH AVE., SUITE 5031, NEW YORK, NY (https://www.google.com/maps/place/404%205TH%20AVE.,%20SUITE%205031,NEW%20YORK,NY)	Graph	1	\$105,000.00	\$105,000.00	\$105,000.00	\$105,000.00
CONTINO US LLC, 404 5TH AVENUE, NEW YORK, NY (https://www.google.com/maps/place/404%205TH%20AVENUE,NEW%20YORK,NY)	Graph	2	\$133,445.50	\$106,891.00	\$106,891.00	\$160,000.00
Totals	Graph	3	\$123,963.67	\$106,891.00	\$105,000.00	\$160,000.00

Latitude: 40.750184 Longitude: -73.996309

Employer Name/Worksite Address	Graph	Count	Mean Wage	Median Wage	Lowest Wage	Highest Wage
CROWDSTRIKE, INC., 337 W. 30TH ST., NEW YORK, NY (https://www.google.com/maps/place/337%20W.%2030TH%20ST.,NEW%20YORK,NY)	Graph	1	\$117,300.00	\$117,300.00	\$117,300.00	\$117,300.00
Totals	Graph	1	\$117,300.00	\$117,300.00	\$117,300.00	\$117,300.00

Latitude: 40.750211 Longitude: -73.976865

Employer Name/Employer Address	Graph	Count	Mean Wage	Median Wage	Lowest Wage
EYELOCK LLC, 355 LEXINGTON AVE., 12TH FLOOR, NEW YORK CITY, NY (https://www.google.com/maps/place/355%20LEXINGTON%20AVE.,%2012TH%20FLOOR,NEW%20YORK%20CITY,NY)	Graph	1	\$100,000.00	\$100,000.00	\$100,000.00
HDK CONSTRUCTION, LLC, 355 LEXINGTON AVENUE, NEW YORK, NY (https://www.google.com/maps/place/355%20LEXINGTON%20AVENUE,NEW%20YORK,NY)	Graph	1	\$65,000.00	\$65,000.00	\$65,000.00
VICUS PARTNERS, LLC, 355 LEXINGTON AVE, 4TH FLOOR, NEW YORK, NY (https://www.google.com/maps/place/355%20LEXINGTON%20AVE,%204TH%20FLOOR,NEW%20YORK,NY)	Graph	1	\$87,068.80	\$87,068.80	\$87,068.80
Totals	Graph	3	\$84,022.93	\$87,068.80	\$65,000.00

Employer Name/Worksite Address	Graph	Count	Mean Wage	Median Wage	Lowest Wage
EYELOCK LLC, 355 LEXINGTON AVE., 12TH FLOOR, NEW YORK CITY, NY (https://www.google.com/maps/place/355%20LEXINGTON%20AVE.,%2012TH%20FLOOR,NEW%20YORK%20CITY,NY)	Graph	1	\$100,000.00	\$100,000.00	\$100,000.00
HDK CONSTRUCTION, LLC, 355 LEXINGTON AVENUE, NEW YORK, NY (https://www.google.com/maps/place/355%20LEXINGTON%20AVENUE,NEW%20YORK,NY)	Graph	1	\$65,000.00	\$65,000.00	\$65,000.00
VICUS PARTNERS, LLC, 355 LEXINGTON AVE, 4TH FLOOR, NEW YORK, NY (https://www.google.com/maps/place/355%20LEXINGTON%20AVE,%204TH%20FLOOR,NEW%20YORK,NY)	Graph	1	\$87,068.80	\$87,068.80	\$87,068.80
Totals	Graph	3	\$84,022.93	\$87,068.80	\$65,000.00

Latitude: 40.750265 Longitude: -73.938487

Employer Name/Worksite Address	Graph	Count	Mean Wage	Median Wage	Lowest Wage	Highest Wage
THE EXECU SEARCH GROUP LLC, 28-11 QUEENS PLAZA, LONG ISLAND CITY, NY (https://www.google.com/maps/place/28-11%20QUEENS%20PLAZA,LONG%20ISLAND%20CITY,NY)	Graph	24	\$77,084.80	\$77,084.80	\$77,084.80	\$77,084.80
Totals	Graph	24	\$77,084.80	\$77,084.80	\$77,084.80	\$77,084.80

Latitude: 40.750281 Longitude: -73.971378

Employer Name/Employer Address	Graph	Count	Mean Wage	Median Wage	Lowest Wage	Highest Wage
THE FORD FOUNDATION, 320 EAST 43RD STREET, NEW YORK, NY (https://www.google.com/maps/place/320%20EAST%2043RD%20STREET,NEW%20YORK,NY)	Graph	1	\$137,000.00	\$137,000.00	\$137,000.00	\$137,000.00
Totals	Graph	1	\$137,000.00	\$137,000.00	\$137,000.00	\$137,000.00

Employer Name/Worksite Address	Graph	Count	Mean Wage	Median Wage	Lowest Wage	Highest Wage
THE FORD FOUNDATION, 320 EAST 43RD STREET, NEW YORK, NY (https://www.google.com/maps/place/320%20EAST%2043RD%20STREET,NEW%20YORK,NY)	Graph	21	\$74,886.67	\$71,781.00	\$71,781.00	\$137,000.00
Totals	Graph	21	\$74,886.67	\$71,781.00	\$71,781.00	\$137,000.00

Latitude: 40.750284 Longitude: -73.906338

Employer Name/Worksite Address	Graph	Count	Mean Wage	Median Wage	Lowest Wage	Highest Wage
SANA TAX & BOOKKEEPING SERVICES INC., 37-28 56TH STREET, WOODSIDE, NY (https://www.google.com/maps/place/37-28%2056TH%20STREET,WOODSIDE,NY)	Graph	1	\$55,764.80	\$55,764.80	\$55,764.80	\$55,764.80
Totals	Graph	1	\$55,764.80	\$55,764.80	\$55,764.80	\$55,764.80

Employer Name/Worksite Address	Graph	Count	Mean Wage	Median Wage	Lowest Wage	Highest Wage
SANA TAX & BOOKKEEPING SERVICES INC., 37-28 56TH STREET, WOODSIDE, NY (https://www.google.com/maps/place/37-28%2056TH%20STREET,WOODSIDE,NY)	Graph	1	\$55,764.80	\$55,764.80	\$55,764.80	\$55,764.80
Totals	Graph	1	\$55,764.80	\$55,764.80	\$55,764.80	\$55,764.80

Latitude: 40.750288 Longitude: -73.983295

Employer Name/Worksite Address	Graph	Count	Mean Wage	Median Wage	Lowest Wage	Highest Wage
GRAYCLIFF PARTNERS LP, 500 FIFTH AVENUE, NEW YORK, NY (https://www.google.com/maps/place/500%20FIFTH%20AVENUE,NEW%20YORK,NY)	Graph	1	\$399,984.00	\$399,984.00	\$399,984.00	\$399,984.00
ECLARO INTERNATIONAL, INC, 425 FIFTH AVE., NEW YORK, NY (https://www.google.com/maps/place/425%20FIFTH%20AVE.,NEW%20YORK,NY)	Graph	2	\$47,590.00	\$47,590.00	\$47,590.00	\$47,590.00
Totals	Graph	3	\$165,054.67	\$47,590.00	\$47,590.00	\$399,984.00

Latitude: 40.75031 Longitude: -73.992979

Employer Name/Worksite Address	Graph	Count	Mean Wage	Median Wage	Lowest Wage
BUCHBINDER TUNICK & COMPANY LLP, ONE PENNSYLVANIA PLAZA, NEW YORK, NY (https://www.google.com/maps/place/ONE%20PENNSYLVANIA%20PLAZA,NEW%20YORK,NY)	Graph	1	\$55,765.00	\$55,765.00	\$55,765.00
N B PLUMBING & HEATING INC, 1 PENN PLAZA, UNIT #1620, NEW YORK, NY (https://www.google.com/maps/place/1%20PENN%20PLAZA,%20UNIT%20#1620,NEW%20YORK,NY)	Graph	1	\$49,920.00	\$49,920.00	\$49,920.00
WSP USA BUILDINGS INC., ONE PENN PLAZA/250 WEST 34TH STREET, NEW YORK, NY (https://www.google.com/maps/place/ONE%20PENN%20PLAZA/250%20WEST%2034TH%20STREET,NEW%20YORK,NY)	Graph	1	\$82,201.60	\$82,201.60	\$82,201.60
SYMMETRY PROPERTY DEVELOPMENT LLC, ONE PENNSYLVANIA PLAZA, NEW YORK, NY (https://www.google.com/maps/place/ONE%20PENNSYLVANIA%20PLAZA,NEW%20YORK,NY)	Graph	2	\$50,000.00	\$50,000.00	\$50,000.00
Totals	Graph	5	\$57,577.32	\$50,000.00	\$49,920.00

Employer Name/Worksite Address	Graph	Count	Mean Wage	Median Wage	Lowest Wage
N B PLUMBING & HEATING INC, 1 PENN PLAZA, UNIT # 1620, NEW YORK, NY (https://www.google.com/maps/place/1%20PENN%20PLAZA,%20UNIT%20#%201620,NEW%20YORK,NY)	Graph	1	\$49,920.00	\$49,920.00	\$49,920.0
SKANSKA USA BUILDING, INC., PENNSYLVANIA STATION, NEW YORK, NY (https://www.google.com/maps/place/PENNSYLVANIA%20STATION,NEW%20YORK,NY)	Graph	1	\$80,000.00	\$80,000.00	\$80,000.0
WSP USA BUILDINGS INC., ONE PENN PLAZA/250 WEST 34TH STREET, NEW YORK, NY (https://www.google.com/maps/place/ONE%20PENN%20PLAZA/250%20WEST%2034TH%20STREET,NEW%20YORK,NY)	Graph	1	\$82,201.60	\$82,201.60	\$82,201.6
SYMANTEC CORPORATION, 1 PENNSYLVANIA PLAZA, NEW YORK, NY (https://www.google.com/maps/place/1%20PENNSYLVANIA%20PLAZA,NEW%20YORK,NY)	Graph	2	\$112,290.00	\$72,000.00	\$72,000.0
THE SIEGFRIED GROUP, LLP, 1 PENNSYLVANIA PLAZA, SUITE 2131, NEW YORK, NY (https://www.google.com/maps/place/1%20PENNSYLVANIA%20PLAZA,%20SUITE%202131,NEW%20YORK,NY)	Graph	3	\$103,833.33	\$100,000.00	\$100,000.0

Employer Name/Worksite Address	Graph	Count	Mean Wage	Median Wage	Lowest Wage
BUCHBINDER TUNICK & COMPANY LLP, ONE PENNSYLVANIA PLAZA, NEW YORK, NY (https://www.google.com/maps/place/ONE%20PENNSYLVANIA%20PLAZA,NEW%20YORK,NY)	Graph	4	\$73,941.25	\$50,000.00	\$50,000.0
PARSONS BRINCKERHOFF, INC., ONE PENN PLAZA, NEW YORK, NY (https://www.google.com/maps/place/ONE%20PENN%20PLAZA,NEW%20YORK,NY)	Graph	36	\$72,924.80	\$70,616.00	\$55,765.0
Totals	Graph	48	\$76,442.90	\$70,678.40	\$49,920.0

Latitude: 40.75032 Longitude: -73.984869

Employer Name/Employer Address	Graph	Count	Mean Wage	Median Wage	Lowest Wage	Highest Wage
ACCESSORIES DESIGN GROUP LLC, 19 WEST 36TH STREET, NEW YORK, NY (https://www.google.com/maps/place/19%20WEST%2036TH%20STREET,NEW%20YORK,NY)	Graph	1	\$43,800.00	\$43,800.00	\$43,800.00	\$43,800.00
KT GROUP, INC., 13 WEST 36TH STREET, #300, NEW YORK, NY (https://www.google.com/maps/place/13%20WEST%2036TH%20STREET,%20#300,NEW%20YORK,NY)	Graph	1	\$58,240.00	\$58,240.00	\$58,240.00	\$58,240.00
UNIVERSAL ATTRACTIONS, INC., 15 WEST 36TH STREET, NEW YORK, NY (https://www.google.com/maps/place/15%20WEST%2036TH%20STREET,NEW%20YORK,NY)	Graph	1	\$47,840.00	\$47,840.00	\$47,840.00	\$47,840.00
Totals	Graph	3	\$49,960.00	\$47,840.00	\$43,800.00	\$58,240.00

Employer Name/Worksite Address	Graph	Count	Mean Wage	Median Wage	Lowest Wage	Highest Wage
ACCESSORIES DESIGN GROUP LLC, 19 WEST 36TH STREET, NEW YORK, NY (https://www.google.com/maps/place/19%20WEST%2036TH%20STREET,NEW%20YORK,NY)	Graph	1	\$43,800.00	\$43,800.00	\$43,800.00	\$43,800.00
KT GROUP, INC., 13 WEST 36TH STREET, #300, NEW YORK, NY (https://www.google.com/maps/place/13%20WEST%2036TH%20STREET,%20#300,NEW%20YORK,NY)	Graph	1	\$58,240.00	\$58,240.00	\$58,240.00	\$58,240.00
UNIVERSAL ATTRACTIONS, INC., 15 WEST 36TH STREET, NEW YORK, NY (https://www.google.com/maps/place/15%20WEST%2036TH%20STREET,NEW%20YORK,NY)	Graph	1	\$47,840.00	\$47,840.00	\$47,840.00	\$47,840.00
Totals	Graph	3	\$49,960.00	\$47,840.00	\$43,800.00	\$58,240.00

Latitude: 40.750352 Longitude: -73.994925

Employer Name/Employer Address	Graph	Count	Mean Wage	Median Wage	Lowest Wage	Highest Wage
LIBRA CAPITAL US, INC., 134 E. 40TH ST., NEW YORK, NY (https://www.google.com/maps/place/134%20E.%2040TH%20ST.,NEW%20YORK,NY)	Graph	1	\$130,000.00	\$130,000.00	\$130,000.00	\$130,000.00
NYC SMALL BUSINESS SOLUTIONS, INC., PO BOX 58, NEW YORK, NY (https://www.google.com/maps/place/PO%20BOX%2058,NEW%20YORK,NY)	Graph	1	\$146,059.00	\$146,059.00	\$146,059.00	\$146,059.00
GREENBERG TRAURIG LLP, 200 PARK AVENUE, NEW YORK, NY (https://www.google.com/maps/place/200%20PARK%20AVENUE,NEW%20YORK,NY)	Graph	2	\$180,000.00	\$170,000.00	\$170,000.00	\$190,000.00
Totals	Graph	4	\$159,014.75	\$146,059.00	\$130,000.00	\$190,000.00

Employer Name/Worksite Address	Graph	Count	Mean Wage	Median Wage	Lowest Wage	Highest Wage
GREENBERG TRAURIG LLP, 200 PARK AVENUE, NEW YORK, NY (https://www.google.com/maps/place/200%20PARK%20AVENUE,NEW%20YORK,NY)	Graph	1	\$170,000.00	\$170,000.00	\$170,000.00	\$170,000.00
Totals	Graph	1	\$170,000.00	\$170,000.00	\$170,000.00	\$170,000.00

Latitude: 40.750355 Longitude: -73.984952

Employer Name/Employer Address	Graph	Count	Mean Wage	Median Wage	Lowest Wage	Highest Wage
BROADWAY 36TH REALTY LLC, 29 W 36TH STREET, NEW YORK, NY (https://www.google.com/maps/place/29%20W%2036TH%20STREET,NEW%20YORK,NY)	Graph	1	\$62,400.00	\$62,400.00	\$62,400.00	\$62,400.00
BROADWAY EXPORT LLC, 29 WEST 36TH STREET, NEW YORK, NY (https://www.google.com/maps/place/29%20WEST%2036TH%20STREET,NEW%20YORK,NY)	Graph	1	\$56,000.00	\$56,000.00	\$56,000.00	\$56,000.00

Employer Name/Employer Address	Graph	Count	Mean Wage	Median Wage	Lowest Wage	Highest Wage
Totals	Graph	2	\$59,200.00	\$56,000.00	\$56,000.00	\$62,400.00

Employer Name/Worksite Address	Graph	Count	Mean Wage	Median Wage	Lowest Wage	Highest Wage
BROADWAY 36TH REALTY LLC, 29 W 36TH STREET, NEW YORK, NY (https://www.google.com/maps/place/29%20W%2036TH%20STREET,NEW%20YORK,NY)	Graph	1	\$62,400.00	\$62,400.00	\$62,400.00	\$62,400.00
BROADWAY EXPORT LLC, 29 WEST 36TH STREET, NEW YORK, NY (https://www.google.com/maps/place/29%20WEST%2036TH%20STREET,NEW%20YORK,NY)	Graph	1	\$56,000.00	\$56,000.00	\$56,000.00	\$56,000.00
THE REALREAL, INC., 29 W 36TH ST., NEW YORK, NY (https://www.google.com/maps/place/29%20W%2036TH%20ST.,NEW%20YORK,NY)	Graph	1	\$151,500.00	\$151,500.00	\$151,500.00	\$151,500.00
Totals	Graph	3	\$89,966.67	\$62,400.00	\$56,000.00	\$151,500.00

Latitude: 40.750378 Longitude: -73.973695

Employer Name/Worksite Address	Graph	Count	Mean Wage	Median Wage	Lowest Wage	Highest Wage
DELOITTE CONSULTING LLP, 234 EAST 42ND STREET, NEW YORK, NY (https://www.google.com/maps/place/234%20EAST%2042ND%20STREET,NEW%20YORK,NY)	Graph	15	\$70,000.00	\$70,000.00	\$70,000.00	\$70,000.00
Totals	Graph	15	\$70,000.00	\$70,000.00	\$70,000.00	\$70,000.00

Latitude: 40.750381 Longitude: -73.990983

Employer Name/Employer Address	Graph	Count	Mean Wage	Median Wage	Lowest Wage	Highest Wage
JOSEPH P. BECK CPA, LLC, 421 SEVENTH AVENUE, NEW YORK, NY (https://www.google.com/maps/place/421%20SEVENTH%20AVENUE,NEW%20YORK,NY)	Graph	1	\$54,288.00	\$54,288.00	\$54,288.00	\$54,288.00
EMANDI LAW FIRM P.C, 421 7TH AVENUE, NEW YORK, NY (https://www.google.com/maps/place/421%207TH%20AVENUE,NEW%20YORK,NY)	Graph	3	\$46,000.00	\$46,000.00	\$46,000.00	\$46,000.00
LANDMARK TECHNOLOGIES INC., 421 7TH AVE, SUITE 1007, NEW YORK, NY (https://www.google.com/maps/place/421%207TH%20AVE,%20SUITE%201007,NEW%20YORK,NY)	Graph	3	\$62,538.33	\$55,910.00	\$55,910.00	\$75,795.00
Totals	Graph	7	\$54,271.86	\$54,288.00	\$46,000.00	\$75,795.00

Employer Name/Worksite Address	Graph	Count	Mean Wage	Median Wage	Lowest Wage	Highest Wage
JOSEPH P. BECK CPA, LLC, 421 SEVENTH AVENUE, NEW YORK, NY (https://www.google.com/maps/place/421%20SEVENTH%20AVENUE,NEW%20YORK,NY)	Graph	1	\$54,288.00	\$54,288.00	\$54,288.00	\$54,288.00
EMANDI LAW FIRM P.C, 421 7TH AVENUE, NEW YORK, NY (https://www.google.com/maps/place/421%207TH%20AVENUE,NEW%20YORK,NY)	Graph	3	\$46,000.00	\$46,000.00	\$46,000.00	\$46,000.00
Totals	Graph	4	\$48,072.00	\$46,000.00	\$46,000.00	\$54,288.00

Latitude: 40.75039 Longitude: -73.981549

Employer Name/Employer Address	Graph	Count	Mean Wage	Median Wage	Lowest Wage	Highest Wage
ROCKETRIP INC., 14 E 38TH STREET, 2ND FLOOR, NEW YORK, NY (https://www.google.com/maps/place/14%20E%2038TH%20STREET,%202ND%20FLOOR,NEW%20YORK,NY)	Graph	1	\$85,000.00	\$85,000.00	\$85,000.00	\$85,000.00
Totals	Graph	1	\$85,000.00	\$85,000.00	\$85,000.00	\$85,000.00

Employer Name/Worksite Address	Graph	Count	Mean Wage	Median Wage	Lowest Wage	Highest Wage
ROCKETRIP INC., 14 E 38TH STREET, 2ND FLOOR, NEW YORK, NY (https://www.google.com/maps/place/14%20E%2038TH%20STREET,%202ND%20FLOOR,NEW%20YORK,NY)	Graph	1	\$85,000.00	\$85,000.00	\$85,000.00	\$85,000.00
Totals	Graph	1	\$85,000.00	\$85,000.00	\$85,000.00	\$85,000.00

Latitude: 40.750392 Longitude: -74.002938

Employer Name/Employer Address	Graph	Count	Mean Wage	Median Wage	Lowest Wage	Highest Wage
ANTENNA DESIGN NEW YORK INC., 520 WEST 27TH STREET, NEW YORK, NY (https://www.google.com/maps/place/520%20WEST%2027TH%20STREET,NEW%20YORK,NY)	Graph	1	\$65,004.00	\$65,004.00	\$65,004.00	\$65,004.00
Totals	Graph	1	\$65,004.00	\$65,004.00	\$65,004.00	\$65,004.00

Employer Name/Worksite Address	Graph	Count	Mean Wage	Median Wage	Lowest Wage	Highest Wage
ANTENNA DESIGN NEW YORK INC., 520 WEST 27TH STREET, NEW YORK, NY (https://www.google.com/maps/place/520%20WEST%2027TH%20STREET,NEW%20YORK,NY)	Graph	1	\$65,004.00	\$65,004.00	\$65,004.00	\$65,004.00
Totals	Graph	1	\$65,004.00	\$65,004.00	\$65,004.00	\$65,004.00

Latitude: 40.750396 Longitude: -73.983053

Employer Name/Employer Address	Graph	Count	Mean Wage	Median Wage	Lowest Wage	Highest Wage
BEAUTY SOLUTIONS, LTD, 411 FIFTH AVENUE SUITE 804, NEW YORK, NY (https://www.google.com/maps/place/411%20FIFTH%20AVENUE%20SUITE%20804,NEW%20YORK,NY)	Graph	1	\$110,000.00	\$110,000.00	\$110,000.00	\$110,000.00
UIDC/ALTARE CORP., 411 5TH AVENUE, NEW YORK, NY (https://www.google.com/maps/place/411%205TH%20AVENUE,NEW%20YORK,NY)	Graph	1	\$46,675.00	\$46,675.00	\$46,675.00	\$46,675.00
Totals	Graph	2	\$78,337.50	\$46,675.00	\$46,675.00	\$110,000.00

Employer Name/Worksite Address	Graph	Count	Mean Wage	Median Wage	Lowest Wage	Highest Wage
BEAUTY SOLUTIONS, LTD, 411 FIFTH AVE SUITE 804, NEW YORK, NY (https://www.google.com/maps/place/411%20FIFTH%20AVE%20SUITE%20804,NEW%20YORK,NY)	Graph	1	\$110,000.00	\$110,000.00	\$110,000.00	\$110,000.00
UIDC/ALTARE CORP., 411 5TH AVENUE, NEW YORK, NY (https://www.google.com/maps/place/411%20%205TH%20AVENUE,NEW%20YORK,NY)	Graph	1	\$46,675.00	\$46,675.00	\$46,675.00	\$46,675.00
Totals	Graph	2	\$78,337.50	\$46,675.00	\$46,675.00	\$110,000.00


Latitude: 40.750422 Longitude: -73.985112

Employer Name/Employer Address	Graph	Count	Mean Wage	Median Wage	Lowest Wage	Highest Wage
SBH FASHION, INC., 35 W. 36TH STREET, NEW YORK, NY (https://www.google.com/maps/place/35%20W.%2036TH%20STREET,NEW%20YORK,NY)	Graph	1	\$80,000.00	\$80,000.00	\$80,000.00	\$80,000.00
AESOP USA, INC., 35 WEST 36TH STREET, NEW YORK, NY (https://www.google.com/maps/place/35%20WEST%2036TH%20STREET,NEW%20YORK,NY)	Graph	7	\$76,571.43	\$80,000.00	\$52,000.00	\$110,000.00
Totals	Graph	8	\$77,000.00	\$80,000.00	\$52,000.00	\$110,000.00




Employer Name/Worksite Address	Graph	Count	Mean Wage	Median Wage	Lowest Wage	Highest Wage
SBH FASHION, INC., 35 W. 36TH STREET, NEW YORK, NY (https://www.google.com/maps/place/35%20W.%2036TH%20STREET,NEW%20YORK,NY)	Graph	1	\$80,000.00	\$80,000.00	\$80,000.00	\$80,000.00
UNIFIED INC., 35 W 36TH ST, NEW YORK, NY (https://www.google.com/maps/place/35%20W%2036TH%20ST,NEW%20YORK,NY)	Graph	1	\$42,890.00	\$42,890.00	\$42,890.00	\$42,890.00
AESOP USA, INC., 35 WEST 36TH STREET, NEW YORK, NY (https://www.google.com/maps/place/35%20WEST%2036TH%20STREET,NEW%20YORK,NY)	Graph	7	\$76,571.43	\$80,000.00	\$52,000.00	\$110,000.00
Totals	Graph	9	\$73,210.00	\$80,000.00	\$42,890.00	\$110,000.00


Latitude: 40.750432 Longitude: -73.945758

Employer Name/Employer Address	Graph	Count	Mean Wage	Median Wage	Lowest Wage	Highest Wage
BARON FIG, LLC, 43-01 21ST STREET, LONG ISLAND CITY, NY (https://www.google.com/maps/place/43-01%2021ST%20STREET, LONG%20ISLAND%20CITY, NY)		1	\$53,165.00	\$53,165.00	\$53,165.00	\$53,165.00
Totals		1	\$53,165.00	\$53,165.00	\$53,165.00	\$53,165.00

Employer Name/Worksite Address	Graph	Count	Mean Wage	Median Wage	Lowest Wage	Highest Wage
BARON FIG, LLC, 43-01 21ST STREET, LONG ISLAND CITY, NY (https://www.google.com/maps/place/43-01%2021ST%20STREET, LONG%20ISLAND%20CITY, NY)		1	\$53,165.00	\$53,165.00	\$53,165.00	\$53,165.00
Totals		1	\$53,165.00	\$53,165.00	\$53,165.00	\$53,165.00

Latitude: 40.750443 Longitude: -73.976859

Employer Name/Employer Address	Graph	Count	Mean Wage	Median Wage	Lowest Wage	Highest Wage
ANALYTIC PARTNERS, INC., 360 LEXINGTON AVENUE, NEW YORK, NY (https://www.google.com/maps/place/360%20LEXINGTON%20AVENUE, NEW%20YORK, NY)		1	\$75,000.00	\$75,000.00	\$75,000.00	\$75,000.00
KENNETH PARK ARCHITECT PLLC, 360 LEXINGTON AVENUE, NEW YORK, NY (https://www.google.com/maps/place/360%20LEXINGTON%20AVENUE, NEW%20YORK, NY)		2	\$53,500.00	\$42,000.00	\$42,000.00	\$65,000.00
Totals		3	\$60,666.67	\$65,000.00	\$42,000.00	\$75,000.00

Employer Name/Worksite Address	Graph	Count	Mean Wage	Median Wage	Lowest Wage	Highest Wage
KENNETH PARK ARCHITECT PLLC, 360 LEXINGTON AVENUE, NEW YORK, NY (https://www.google.com/maps/place/360%20LEXINGTON%20AVENUE, NEW%20YORK, NY)		3	\$51,500.00	\$47,500.00	\$42,000.00	\$65,000.00
Totals		3	\$51,500.00	\$47,500.00	\$42,000.00	\$65,000.00



Latitude: 40.750459 Longitude: -73.99109

Employer Name/Worksite Address	Graph	Count	Mean Wage	Median Wage	Lowest Wage	Highest Wage
GALLEROS KOH LLP, 16 PENN PLAZA SUITE 546, NEW YORK, NY (https://www.google.com/maps/place/16%20PENN%20PLAZA%20%20SUITE%20546, NEW%20YORK, NY)		1	\$60,000.00	\$60,000.00	\$60,000.00	\$60,000.00
Totals		1	\$60,000.00	\$60,000.00	\$60,000.00	\$60,000.00

Latitude: 40.75047 Longitude: -73.712761

Employer Name/Worksite Address	Graph	Count	Mean Wage	Median Wage	Lowest Wage	Highest Wage
THE FEINSTEIN INSTITUTE FOR MEDICAL RESEARCH, 75-59 263RD STREET, GLEN OAKS, NY (https://www.google.com/maps/place/75-59%20263RD%20STREET, GLEN%20OAKS, NY)		1	\$47,476.00	\$47,476.00	\$47,476.00	\$47,476.00
Totals		1	\$47,476.00	\$47,476.00	\$47,476.00	\$47,476.00

Latitude: 40.750478 Longitude: -73.85981

Employer Name/Worksite Address	Graph	Count	Mean Wage	Median Wage	Lowest Wage	Highest Wage
ALTERNATIVE HEALTHCARE VENTURES IN AMERICA (AHVIA) STAFFING SOLUTION, 104-65 ROOSEVELT AVENUE, CORONA, NY (https://www.google.com/maps/place/104-65%20ROOSEVELT%20AVENUE, CORONA, NY)		1	\$50,793.60	\$50,793.60	\$50,793.60	\$50,793.60
Totals		1	\$50,793.60	\$50,793.60	\$50,793.60	\$50,793.60

Latitude: 40.750485 Longitude: -73.983683

Employer Name/Employer Address	Graph	Count	Mean Wage	Median Wage	Lowest Wage	Highest Wage
BROOKS GROUP ASSOCIATES, LTD., 10 WEST 37TH STREET, 5TH FLOOR, NEW YORK, NY (https://www.google.com/maps/place/10%20WEST%2037TH%20STREET,%205TH%20FLOOR,NEW%20YORK,NY)	Graph	1	\$60,000.00	\$60,000.00	\$60,000.00	\$60,000.00
LATIN MARKETS BRAZIL LLC, 10 WEST 37TH STREET 7TH FLR, NEW YORK, NY (https://www.google.com/maps/place/10%20WEST%2037TH%20STREET%207TH%20FLR,NEW%20YORK,NY)	Graph	1	\$120,000.00	\$120,000.00	\$120,000.00	\$120,000.00
Totals	Graph	2	\$90,000.00	\$60,000.00	\$60,000.00	\$120,000.00

Employer Name/Worksite Address	Graph	Count	Mean Wage	Median Wage	Lowest Wage	Highest Wage
BROOKS GROUP ASSOCIATES, LTD., 10 WEST 37TH STREET, 5TH FLOOR, NEW YORK, NY (https://www.google.com/maps/place/10%20WEST%2037TH%20STREET,%205TH%20FLOOR,NEW%20YORK,NY)	Graph	1	\$60,000.00	\$60,000.00	\$60,000.00	\$60,000.00
LATIN MARKETS BRAZIL LLC, 10 WEST 37TH STREET 7TH FLR, NEW YORK, NY (https://www.google.com/maps/place/10%20WEST%2037TH%20STREET%207TH%20FLR,NEW%20YORK,NY)	Graph	1	\$120,000.00	\$120,000.00	\$120,000.00	\$120,000.00
Totals	Graph	2	\$90,000.00	\$60,000.00	\$60,000.00	\$120,000.00

Latitude: 40.75049 Longitude: -73.985273

Employer Name/Employer Address	Graph	Count	Mean Wage	Median Wage	Lowest Wage	Highest Wage
ROBERTS CAPITAL ADVISORS, LLC, 41 WEST 36TH STREET, NEW YORK, NY (https://www.google.com/maps/place/41%20WEST%2036TH%20STREET,NEW%20YORK,NY)	Graph	1	\$112,320.00	\$112,320.00	\$112,320.00	\$112,320.00
Totals	Graph	1	\$112,320.00	\$112,320.00	\$112,320.00	\$112,320.00

Employer Name/Worksite Address	Graph	Count	Mean Wage	Median Wage	Lowest Wage	Highest Wage
ROBERTS CAPITAL ADVISORS, LLC, 41 WEST 36TH STREET, NEW YORK, NY (https://www.google.com/maps/place/41%20WEST%2036TH%20STREET,NEW%20YORK,NY)	Graph	1	\$112,320.00	\$112,320.00	\$112,320.00	\$112,320.00
Totals	Graph	1	\$112,320.00	\$112,320.00	\$112,320.00	\$112,320.00

Latitude: 40.750496 Longitude: -73.989282

Employer Name/Worksite Address	Graph	Count	Mean Wage	Median Wage	Lowest Wage	Highest Wage
DELOITTE CONSULTING LLP, 151 WEST 34TH STREET, NEW YORK, NY (https://www.google.com/maps/place/151%20WEST%2034TH%20STREET,NEW%20YORK,NY)	Graph	30	\$75,826.50	\$65,000.00	\$65,000.00	\$86,653.00
Totals	Graph	30	\$75,826.50	\$65,000.00	\$65,000.00	\$86,653.00

Latitude: 40.7505 Longitude: -73.973644

Employer Name/Employer Address	Graph	Count	Mean Wage	Median Wage	Lowest Wage	Highest Wage
PFIZER INC, 235 EAST 42ND STREET, NEW YORK, NY (https://www.google.com/maps/place/235%20EAST%2042ND%20STREET,NEW%20YORK,NY)	Graph	9	\$114,371.22	\$91,707.00	\$77,854.00	\$197,891.00
Totals	Graph	9	\$114,371.22	\$91,707.00	\$77,854.00	\$197,891.00

Employer Name/Worksite Address	Graph	Count	Mean Wage	Median Wage	Lowest Wage	Highest Wage
FIRST TEK, INC., 235 E 42ND ST., NEW YORK, NY (https://www.google.com/maps/place/235%20E%2042ND%20ST.,NEW%20YORK,NY)	Graph	1	\$86,653.00	\$86,653.00	\$86,653.00	\$86,653.00
MU SIGMA, INC., 235 E. 42ND ST., NEW YORK, NY (https://www.google.com/maps/place/235%20E.%2042ND%20ST.,NEW%20YORK,NY)	Graph	1	\$104,940.00	\$104,940.00	\$104,940.00	\$104,940.00
SUNRAY INFORMATICS INC., PFIZER, NEW YORK, NY (https://www.google.com/maps/place/PFIZER,NEW%20YORK,NY)	Graph	1	\$76,000.00	\$76,000.00	\$76,000.00	\$76,000.00

Employer Name/Worksite Address	Graph	Count	Mean Wage	Median Wage	Lowest Wage	Highest Wage
TQUATE INC., 235 EAST 42ND ST, NEW YORK, NY (https://www.google.com/maps/place/235%20EAST%2042ND%20ST,NEW%20YORK,NY)	Graph	1	\$75,000.00	\$75,000.00	\$75,000.00	\$75,000.00
VISVERO, INC., 235 EAST 42ND STREET, NEW YORK CITY, NY (https://www.google.com/maps/place/235%20EAST%2042ND%20STREET,NEW%20YORK%20CITY,NY)	Graph	1	\$110,000.00	\$110,000.00	\$110,000.00	\$110,000.00
PFIZER INC, 235 E. 42ND STREET, NEW YORK, NY (https://www.google.com/maps/place/235%20E.%2042ND%20STREET,NEW%20YORK,NY)	Graph	3	\$152,059.33	\$133,300.00	\$124,987.00	\$197,891.00
DELOITTE CONSULTING LLP, 235 E 42ND STREET, NEW YORK, NY (https://www.google.com/maps/place/235%20E%2042ND%20STREET,NEW%20YORK,NY)	Graph	20	\$89,279.35	\$85,368.00	\$76,000.00	\$115,981.00
ACCENTURE LLP, 235 E 42ND ST, NEW YORK, NY (https://www.google.com/maps/place/235%20E%2042ND%20ST,NEW%20YORK,NY)	Graph	33	\$86,699.12	\$84,864.00	\$68,470.00	\$125,000.00
DELOITTE CONSULTING LLP, 235 EAST 42ND STREET, NEW YORK, NY (https://www.google.com/maps/place/235%20EAST%2042ND%20STREET,NEW%20YORK,NY)	Graph	142	\$81,553.42	\$72,500.00	\$62,000.00	\$168,002.00
Totals	Graph	203	\$84,413.87	\$84,864.00	\$62,000.00	\$197,891.00

Latitude: 40.750513 Longitude: -73.974016

Employer Name/Employer Address	Graph	Count	Mean Wage	Median Wage	Lowest Wage	
AMERICAN JEWISH JOINT DISTRIBUTION COMMITTEE, INC., 220 EAST 42ND STREET, NEW YORK, NY (https://www.google.com/maps/place/220%20EAST%2042ND%20STREET,NEW%20YORK,NY)	Graph	1	\$110,000.00	\$110,000.00	\$110,000.00	\$
CLINE, DAVIS, & MANN, LLC, 220 EAST 42ND STREET, NEW YORK, NY (https://www.google.com/maps/place/220%20EAST%2042ND%20STREET,NEW%20YORK,NY)	Graph	1	\$115,000.00	\$115,000.00	\$115,000.00	\$
GLACIER GLOBAL PARTNERS LLC, 220 EAST 42ND STREET, NEW YORK, NY (https://www.google.com/maps/place/220%20EAST%2042ND%20STREET,NEW%20YORK,NY)	Graph	1	\$210,413.00	\$210,413.00	\$210,413.00	\$
SSCG MEDIA GROUP LLC, 220 EAST 42ND STREET, NEW YORK, NY (https://www.google.com/maps/place/220%20EAST%2042ND%20STREET,NEW%20YORK,NY)	Graph	1	\$77,500.00	\$77,500.00	\$77,500.00	\$
PHD MEDIA LLC, 220 EAST 42ND STREET, NEW YORK, NY (https://www.google.com/maps/place/220%20EAST%2042ND%20STREET,NEW%20YORK,NY)	Graph	3	\$213,333.33	\$270,000.00	\$70,000.00	\$
PHD MEDIA LLC, 220 EAST 42ND STREET, 7TH FLOOR, NEW YORK, NY (https://www.google.com/maps/place/220%20EAST%2042ND%20STREET,%207TH%20FLOOR,NEW%20YORK,NY)	Graph	4	\$99,000.00	\$63,000.00	\$63,000.00	\$
Totals	Graph	11	\$140,810.27	\$110,000.00	\$63,000.00	\$

Employer Name/Worksite Address	Graph	Count	Mean Wage	Median Wage	Lowest Wage	
FLEISHMAN-HILLARD, INC., 220 E. 42ND STREET, NEW YORK, NY (https://www.google.com/maps/place/220%20E.%2042ND%20STREET,NEW%20YORK,NY)	Graph	1	\$152,000.00	\$152,000.00	\$152,000.00	\$
TRIGYN TECHNOLOGIES, INC., 220 E 42ND ST, NEW YORK, NY (https://www.google.com/maps/place/220%20E%2042ND%20ST,NEW%20YORK,NY)	Graph	1	\$115,000.00	\$115,000.00	\$115,000.00	\$
PHD MEDIA LLC, 220 EAST 42ND STREET, 7TH FLOOR, NEW YORK, NY (https://www.google.com/maps/place/220%20EAST%2042ND%20STREET,%207TH%20FLOOR,NEW%20YORK,NY)	Graph	2	\$135,000.00	\$80,000.00	\$80,000.00	\$
PHD MEDIA LLC, 220 EAST 42ND STREET, NEW YORK, NY (https://www.google.com/maps/place/220%20EAST%2042ND%20STREET,NEW%20YORK,NY)	Graph	14	\$128,922.36	\$77,500.00	\$47,000.00	\$
Totals	Graph	18	\$130,106.28	\$110,000.00	\$47,000.00	\$

Latitude: 40.750525 Longitude: -73.978918

Employer Name/Employer Address	Graph	Count	Mean Wage	Median Wage	Lowest Wage	Highest Wage
AUTONOMY AMERICAS LLC, 90 PARK AVENUE, NEW YORK, NY (https://www.google.com/maps/place/90%20PARK%20AVENUE,NEW%20YORK,NY)	Graph	1	\$175,000.00	\$175,000.00	\$175,000.00	\$175,000.00
GRAMERCY PROPERTY TRUST, 90 PARK AVENUE, NEW YORK, NY (https://www.google.com/maps/place/90%20PARK%20AVENUE,NEW%20%20YORK,NY)	Graph	1	\$65,749.00	\$65,749.00	\$65,749.00	\$65,749.00
FNY CAPITAL MANAGEMENT LP, 90 PARK AVENUE, NEW YORK, NY (https://www.google.com/maps/place/90%20PARK%20AVENUE,NEW%20YORK,NY)	Graph	4	\$81,250.00	\$70,000.00	\$65,000.00	\$120,000.00
Totals	Graph	6	\$94,291.50	\$70,000.00	\$65,000.00	\$175,000.00

Employer Name/Worksite Address	Graph	Count	Mean Wage	Median Wage	Lowest Wage	Highest Wage
SENSIBLE MEDICAL INNOVATIONS INC., 90 PARK AVENUE, 17TH FLOOR, NEW YORK, NY (https://www.google.com/maps/place/90%20PARK%20AVENUE,%2017TH%20FLOOR,NEW%20YORK,NY)	Graph	1	\$64,480.00	\$64,480.00	\$64,480.00	\$64,480.00
FACTSET RESEARCH SYSTEMS, INC., 90 PARK AVENUE, NEW YORK, NY (https://www.google.com/maps/place/90%20PARK%20AVENUE,NEW%20YORK,NY)	Graph	27	\$90,758.98	\$90,000.00	\$60,000.00	\$175,000.00
Totals	Graph	28	\$89,820.45	\$85,000.00	\$60,000.00	\$175,000.00

Latitude: 40.750525 Longitude: -73.905994

Employer Name/Employer Address	Graph	Count	Mean Wage	Median Wage	Lowest Wage	Highest Wage
NEW JIGU TRADING CORP, 56-08 37TH AVENUE, WOODSIDE, NY (https://www.google.com/maps/place/56-08%2037TH%20AVENUE,WOODSIDE,NY)	Graph	1	\$58,198.40	\$58,198.40	\$58,198.40	\$58,198.40
Totals	Graph	1	\$58,198.40	\$58,198.40	\$58,198.40	\$58,198.40

Employer Name/Worksite Address	Graph	Count	Mean Wage	Median Wage	Lowest Wage	Highest Wage
NEW JIGU TRADING CORP, 56-08 37TH AVENUE, WOODSIDE, NY (https://www.google.com/maps/place/56-08%2037TH%20AVENUE,WOODSIDE,NY)	Graph	1	\$58,198.40	\$58,198.40	\$58,198.40	\$58,198.40
Totals	Graph	1	\$58,198.40	\$58,198.40	\$58,198.40	\$58,198.40

Latitude: 40.750535 Longitude: -73.98538

Employer Name/Employer Address	Graph	Count	Mean Wage	Median Wage	Lowest Wage	Highest Wage
MISICOM, 45 WEST 36TH STREET, NEW YORK, NY (https://www.google.com/maps/place/45%20WEST%2036TH%20STREET,NEW%20YORK,NY)	Graph	1	\$104,936.00	\$104,936.00	\$104,936.00	\$104,936.00
AMERICAN JEWISH WORLD SERVICE, INC., 45 WEST 36TH STREET, NEW YORK, NY (https://www.google.com/maps/place/45%20WEST%2036TH%20STREET,NEW%20YORK,NY)	Graph	2	\$54,349.20	\$50,500.00	\$50,500.00	\$58,198.40
Totals	Graph	3	\$71,211.47	\$58,198.40	\$50,500.00	\$104,936.00

Employer Name/Worksite Address	Graph	Count	Mean Wage	Median Wage	Lowest Wage	Highest Wage
NTT DATA, INC., 45 W 36TH STREET, NEW YORK, NY (https://www.google.com/maps/place/45%20W%2036TH%20STREET,NEW%20YORK,NY)	Graph	1	\$71,781.00	\$71,781.00	\$71,781.00	\$71,781.00
AMERICAN JEWISH WORLD SERVICE, INC., 45 WEST 36TH STREET, NEW YORK, NY (https://www.google.com/maps/place/45%20WEST%2036TH%20STREET,NEW%20YORK,NY)	Graph	4	\$73,674.60	\$58,198.40	\$50,500.00	\$93,000.00
Totals	Graph	5	\$73,295.88	\$71,781.00	\$50,500.00	\$93,000.00

Latitude: 40.750536 Longitude: -73.983804

Employer Name/Employer Address	Graph	Count	Mean Wage	Median Wage	Lowest Wage	Highest Wage
451 RESEARCH, LLC, 20 WEST 37TH STREET, NEW YORK, NY (https://www.google.com/maps/place/20%20WEST%2037TH%20STREET,NEW%20YORK,NY)	Graph	1	\$80,000.00	\$80,000.00	\$80,000.00	\$80,000.00
FINO CONSULTING, LLC, 20 W 37TH STREET 12TH FLOOR, NEW YORK, NY (https://www.google.com/maps/place/20%20W%2037TH%20STREET%2012TH%20FLOOR,NEW%20YORK,NY)	Graph	1	\$90,813.00	\$90,813.00	\$90,813.00	\$90,813.00
HYPNOTIC HATS LTD, 20 W. 37TH STREET, NEW YORK, NY (https://www.google.com/maps/place/20%20W.%2037TH%20STREET,NEW%20YORK,NY)	Graph	1	\$42,889.60	\$42,889.60	\$42,889.60	\$42,889.60
Totals	Graph	3	\$71,234.20	\$80,000.00	\$42,889.60	\$90,813.00

Employer Name/Worksite Address	Graph	Count	Mean Wage	Median Wage	Lowest Wage	Highest Wage
--------------------------------	-------	-------	-----------	-------------	-------------	--------------

Employer Name/Worksite Address	Graph	Count	Mean Wage	Median Wage	Lowest Wage	Highest Wage
451 RESEARCH, LLC, 20 WEST 37TH STREET, NEW YORK, NY (https://www.google.com/maps/place/20%20WEST%2037TH%20STREET,NEW%20YORK,NY)	Graph	1	\$80,000.00	\$80,000.00	\$80,000.00	\$80,000.00
FINO CONSULTING, LLC, 20 W 37TH STREET , 12TH FLOOR, NEW YORK, NY (https://www.google.com/maps/place/20%20W%2037TH%20STREET%20,%2012TH%20FLOOR,NEW%20YORK,NY)	Graph	1	\$90,813.00	\$90,813.00	\$90,813.00	\$90,813.00
HYPNOTIC HATS LTD, 20 W. 37TH STREET, NEW YORK, NY (https://www.google.com/maps/place/20%20W.%2037TH%20STREET,NEW%20YORK,NY)	Graph	1	\$42,889.60	\$42,889.60	\$42,889.60	\$42,889.60
Totals	Graph	3	\$71,234.20	\$80,000.00	\$42,889.60	\$90,813.00

Latitude: 40.750553 Longitude: -73.987867

Employer Name/Worksite Address	Graph	Count	Mean Wage	Median Wage	Lowest Wage	Highest Wage
ACCENTURE LLP, 1440 BROADWAY, NEW YORK, NY (https://www.google.com/maps/place/1440%20BROADWAY,NEW%20YORK,NY)	Graph	1	\$186,000.00	\$186,000.00	\$186,000.00	\$186,000.00
SITA CORP, 1540 BROADWAY, NEW YORK, NY (https://www.google.com/maps/place/1540%20BROADWAY,NEW%20YORK,NY)	Graph	2	\$56,500.00	\$56,000.00	\$56,000.00	\$57,000.00
Totals	Graph	3	\$99,666.67	\$57,000.00	\$56,000.00	\$186,000.00

Latitude: 40.75056 Longitude: -73.981949

Employer Name/Employer Address	Graph	Count	Mean Wage	Median Wage	Lowest Wage	Highest Wage
HILLMANN DIBERNARDO & ASSOCIATES, 10 EAST 38TH STREET, 5TH FLOOR, NEW YORK, NY (https://www.google.com/maps/place/10%20EAST%2038TH%20STREET,%205TH%20FLOOR,NEW%20YORK,NY)	Graph	1	\$46,000.00	\$46,000.00	\$46,000.00	\$46,000.00
MICHAEL BONDANZA INC, 10 EAST 38TH STREET, NEW YORK, NY (https://www.google.com/maps/place/10%20EAST%2038TH%20STREET,NEW%20YORK,NY)	Graph	1	\$124,800.00	\$124,800.00	\$124,800.00	\$124,800.00
STEPHAN & COMPANY ACCESSORIES, LTD., 10 EAST 38TH STREET, NEW YORK, NY (https://www.google.com/maps/place/10%20EAST%2038TH%20STREET,NEW%20YORK,NY)	Graph	1	\$42,500.00	\$42,500.00	\$42,500.00	\$42,500.00
HILLMAN DIBERNARDO & ASSOCIATES INC., 10 EAST 38TH STREET, 5TH FLOOR, NEW YORK, NY (https://www.google.com/maps/place/10%20EAST%2038TH%20STREET,%205TH%20FLOOR,NEW%20YORK,NY)	Graph	2	\$40,000.00	\$40,000.00	\$40,000.00	\$40,000.00
HILLMANN DIBERNARDO & ASSOCIATES INC., 10 EAST 38TH STREET, 5TH FLOOR, NEW YORK, NY (https://www.google.com/maps/place/10%20EAST%2038TH%20STREET,%205TH%20FLOOR,NEW%20YORK,NY)	Graph	2	\$42,500.00	\$40,000.00	\$40,000.00	\$40,000.00
HDLC ARCHITECTURAL LIGHTING DESIGN, 10 EAST 38TH STREET 5TH FLOOR, NEW YORK, NY (https://www.google.com/maps/place/10%20EAST%2038TH%20STREET%205TH%20FLOOR,NEW%20YORK,NY)	Graph	4	\$46,000.00	\$46,000.00	\$46,000.00	\$46,000.00
Totals	Graph	11	\$51,118.18	\$46,000.00	\$40,000.00	\$124,800.00

Employer Name/Worksite Address	Graph	Count	Mean Wage	Median Wage	Lowest Wage	Highest Wage
MICHAEL BONDANZA INC, 10 EAST 38TH STREET, NEW YORK, NY (https://www.google.com/maps/place/10%20EAST%2038TH%20STREET,NEW%20YORK,NY)	Graph	2	\$83,650.00	\$42,500.00	\$42,500.00	\$124,800.00
HDLC ARCHITECTURAL LIGHTING DESIGN, 10 EAST 38TH STREET 5TH FLOOR, NEW YORK, NY (https://www.google.com/maps/place/10%20EAST%2038TH%20STREET%205TH%20FLOOR,NEW%20YORK,NY)	Graph	4	\$46,000.00	\$46,000.00	\$46,000.00	\$46,000.00
HILLMANN DIBERNARDO & ASSOCIATES INC., 10 EAST 38TH STREET, 5TH FLOOR, NEW YORK, NY (https://www.google.com/maps/place/10%20EAST%2038TH%20STREET,%205TH%20FLOOR,NEW%20YORK,NY)	Graph	4	\$41,250.00	\$40,000.00	\$40,000.00	\$45,000.00
Totals	Graph	10	\$51,630.00	\$45,000.00	\$40,000.00	\$124,800.00

Latitude: 40.750564 Longitude: -73.974138

Employer Name/Worksite Address	Graph	Count	Mean Wage	Median Wage	Lowest Wage	Highest Wage
DELOITTE CONSULTING LLP, 212 EAST 42ND STREET, NEW YORK, NY (https://www.google.com/maps/place/212%20EAST%2042ND%20STREET,NEW%20YORK,NY)	Graph	30	\$74,932.00	\$65,000.00	\$65,000.00	\$84,864.00
Totals	Graph	30	\$74,932.00	\$65,000.00	\$65,000.00	\$84,864.00

Latitude: 40.750594 Longitude: -73.974493

Employer Name/Employer Address	Graph	Count	Mean Wage	Median Wage	Lowest Wage	Highest Wage
CENTRAL FAMILY ADVISORS, LLC, 655 THIRD AVENUE, NEW YORK, NY (https://www.google.com/maps/place/655%20THIRD%20AVENUE,NEW%20YORK,NY)	Graph	1	\$100,000.00	\$100,000.00	\$100,000.00	\$100,000.00
ENSTOA, INC, 655 THIRD AVENUE, NEW YORK, NY (https://www.google.com/maps/place/655%20THIRD%20AVENUE,NEW%20YORK,NY)	Graph	1	\$125,922.00	\$125,922.00	\$125,922.00	\$125,922.00
FITZROY HEALTH HOLDINGS LLC, 655 THIRD AVE, NEW YORK, NY (https://www.google.com/maps/place/655%20THIRD%20AVE,NEW%20YORK,NY)	Graph	1	\$105,000.00	\$105,000.00	\$105,000.00	\$105,000.00
ENSTOA, INC., 655 THIRD AVENUE, NEW YORK, NY (https://www.google.com/maps/place/655%20THIRD%20AVENUE,NEW%20YORK,NY)	Graph	2	\$105,225.00	\$90,450.00	\$90,450.00	\$120,000.00
Totals	Graph	5	\$108,274.40	\$105,000.00	\$90,450.00	\$125,922.00

Employer Name/Worksite Address	Graph	Count	Mean Wage	Median Wage	Lowest Wage	Highest Wage
THE WELLSPRING GROUP, INC., 655 THIRD AVENUE, 10TH FLOOR, NEW YORK,, NY (https://www.google.com/maps/place/655%20THIRD%20AVENUE,%2010TH%20FLOOR,NEW%20YORK,,NY)	Graph	1	\$90,813.00	\$90,813.00	\$90,813.00	\$90,813.00
ENSTOA, INC., 655 THIRD AVENUE, NEW YORK, NY (https://www.google.com/maps/place/655%20THIRD%20AVENUE,NEW%20YORK,NY)	Graph	9	\$90,337.04	\$86,023.20	\$65,707.00	\$125,922.00
DELOITTE & TOUCHE LLP, 655 3RD AVENUE, NEW YORK, NY (https://www.google.com/maps/place/655%203RD%20AVENUE,NEW%20YORK,NY)	Graph	15	\$66,200.00	\$66,200.00	\$66,200.00	\$66,200.00
Totals	Graph	25	\$75,873.86	\$66,200.00	\$65,707.00	\$125,922.00

Latitude: 40.750599 Longitude: -73.976582

Employer Name/Employer Address	Graph	Count	Mean Wage	Median Wage	Lowest Wage	Highest Wage
DTS AMERICA CORPORATION, 369 LEXINGTON AVE, NEW YORK, NY (https://www.google.com/maps/place/369%20LEXINGTON%20AVE,NEW%20YORK,NY)	Graph	1	\$115,000.00	\$115,000.00	\$115,000.00	\$115,000.00
VIXSOL LLC, 369 LEXINGTON AVENUE, SUITE 323, NEW YORK, NY (https://www.google.com/maps/place/369%20LEXINGTON%20AVENUE,%20SUITE%20323,NEW%20YORK,NY)	Graph	2	\$52,416.00	\$48,922.00	\$48,922.00	\$55,922.00
Totals	Graph	3	\$73,277.33	\$55,910.00	\$48,922.00	\$115,000.00

Employer Name/Worksite Address	Graph	Count	Mean Wage	Median Wage	Lowest Wage	Highest Wage
DTS AMERICA CORPORATION, 369 LEXINGTON AVE, NEW YORK, NY (https://www.google.com/maps/place/369%20LEXINGTON%20AVE,NEW%20YORK,NY)	Graph	1	\$115,000.00	\$115,000.00	\$115,000.00	\$115,000.00
ERNST & YOUNG U.S. LLP, 369 LEXINGTON AVENUE, NEW YORK, NY (https://www.google.com/maps/place/369%20LEXINGTON%20AVENUE,NEW%20YORK,NY)	Graph	1	\$92,400.00	\$92,400.00	\$92,400.00	\$92,400.00
USL PROPERTY MANAGEMENT, INC., 369 LEXINGTON AVE. STE. 216, NEW YORK, NY (https://www.google.com/maps/place/369%20LEXINGTON%20AVE.%20STE.%20216,NEW%20YORK,NY)	Graph	1	\$137,000.00	\$137,000.00	\$137,000.00	\$137,000.00
VIXSOL LLC, 369 LEXINGTON AVENUE, SUITE 323, NEW YORK, NY (https://www.google.com/maps/place/369%20LEXINGTON%20AVENUE,%20SUITE%20323,NEW%20YORK,NY)	Graph	2	\$52,416.00	\$48,922.00	\$48,922.00	\$55,922.00
Totals	Graph	5	\$89,846.40	\$92,400.00	\$48,922.00	\$137,000.00

Latitude: 40.750607 Longitude: -73.983632

Employer Name/Employer Address	Graph	Count	Mean Wage	Median Wage	Lowest Wage	Highest Wage
CLINICAL DIRECTORS NETWORK, INC. (CDN), 5 WEST 37TH STREET, NEW YORK, NY (https://www.google.com/maps/place/5%20WEST%2037TH%20STREET,NEW%20YORK,NY)	Graph	1	\$41,600.00	\$41,600.00	\$41,600.00	\$41,600.00
ELITE GROUP INTERNATIONAL NY INC., 15 WEST 37TH STREET, NEW YORK, NY (https://www.google.com/maps/place/15%20WEST%2037TH%20STREET,NEW%20YORK,NY)	Graph	1	\$53,164.80	\$53,164.80	\$53,164.80	\$53,164.80
MTS LOGISTICS, INC., 5 WEST 37TH STREET, NEW YORK, NY (https://www.google.com/maps/place/5%20WEST%2037TH%20STREET,NEW%20YORK,NY)	Graph	1	\$65,000.00	\$65,000.00	\$65,000.00	\$65,000.00

Employer Name/Employer Address	Graph	Count	Mean Wage	Median Wage	Lowest Wage	Highest Wage
O'NEIL LANGAN ARCHITECTS, 15 WEST 37TH STREET 15TH FLR, NEW YORK, NY (https://www.google.com/maps/place/15%20WEST%2037TH%20STREET%2015TH%20FLR,NEW%20YORK,NY)		1	\$48,000.00	\$48,000.00	\$48,000.00	\$48,000.00
O'NEIL LANGAN ARCHITECTS, PC, 15 W 37TH ST, NEW YORK, NY (https://www.google.com/maps/place/15%20W%2037TH%20ST,NEW%20YORK,NY)		1	\$57,096.00	\$57,096.00	\$57,096.00	\$57,096.00
O'NEIL LANGAN ARCHITECTS, PC, 15 W 37TH STREET, 15TH FLOOR, NEW YORK, NY (https://www.google.com/maps/place/15%20W%2037TH%20STREET,%2015TH%20FLOOR,NEW%20YORK,NY)		1	\$50,000.00	\$50,000.00	\$50,000.00	\$50,000.00
ELITE GROUP INTERNATIONAL NY INC, 15 WEST 37TH STREET, NEW YORK, NY (https://www.google.com/maps/place/15%20WEST%2037TH%20STREET,NEW%20YORK,NY)		2	\$62,400.00	\$62,400.00	\$62,400.00	\$62,400.00
O'NEIL LANGAN ARCHITECTS PC, 15 WEST 37TH STREET 15TH FLR, NEW YORK, NY (https://www.google.com/maps/place/15%20WEST%2037TH%20STREET%2015TH%20FLR,NEW%20YORK,NY)		2	\$65,000.00	\$65,000.00	\$65,000.00	\$65,000.00
Totals		10	\$56,966.08	\$57,096.00	\$41,600.00	\$65,000.00

Employer Name/Worksite Address	Graph	Count	Mean Wage	Median Wage	Lowest Wage	Highest Wage
CLINICAL DIRECTORS NETWORK, INC. (CDN), 5 WEST 37TH ST., 10TH FLOOR, NEW YORK, NY (https://www.google.com/maps/place/5%20WEST%2037TH%20ST.,%2010TH%20FLOOR,NEW%20YORK,NY)		1	\$41,600.00	\$41,600.00	\$41,600.00	\$41,600.00
O'NEIL LANGAN ARCHITECTS, 15 WEST 37TH STREET 15TH FLR, NEW YORK, NY (https://www.google.com/maps/place/15%20WEST%2037TH%20STREET%2015TH%20FLR,NEW%20YORK,NY)		1	\$48,000.00	\$48,000.00	\$48,000.00	\$48,000.00
O'NEIL LANGAN ARCHITECTS, PC, 15 W 37TH STREET, 15TH FLOOR, NEW YORK, NY (https://www.google.com/maps/place/15%20W%2037TH%20STREET,%2015TH%20FLOOR,NEW%20YORK,NY)		1	\$50,000.00	\$50,000.00	\$50,000.00	\$50,000.00
SRIMATRIX INC., 5 WEST 37TH STREET, NEW YORK, NY (https://www.google.com/maps/place/5%20WEST%2037TH%20STREET,NEW%20YORK,NY)		2	\$87,859.00	\$65,000.00	\$65,000.00	\$110,714.00
WELOCALIZE, INC., 15 WEST 37TH STREET, NEW YORK, NY (https://www.google.com/maps/place/15%20WEST%2037TH%20STREET,NEW%20YORK,NY)		5	\$67,145.96	\$62,400.00	\$42,765.00	\$115,000.00
Totals		10	\$65,104.78	\$53,164.80	\$41,600.00	\$115,000.00

Latitude: 40.750612 Longitude: -73.985991

Employer Name/Worksite Address	Graph	Count	Mean Wage	Median Wage	Lowest Wage	Highest Wage
INVESTINGCHANNEL, INC., 70 W. 36TH STREET, NEW YORK, NY (https://www.google.com/maps/place/70%20W.%2036TH%20STREET,NEW%20YORK,NY)		1	\$112,000.00	\$112,000.00	\$112,000.00	\$112,000.00
Totals		1	\$112,000.00	\$112,000.00	\$112,000.00	\$112,000.00

Latitude: 40.750615 Longitude: -73.939296

Employer Name/Employer Address	Graph	Count	Mean Wage	Median Wage	Lowest Wage	Highest Wage
FRANKLY, INC., 27-01 QUEENS PLAZA NORTH, LONG ISLAND CITY, NY (https://www.google.com/maps/place/27-01%20QUEENS%20PLAZA%20NORTH, LONG%20ISLAND%20CITY,NY)		2	\$100,000.00	\$90,000.00	\$90,000.00	\$110,000.00
JETBLUE AIRWAYS CORPORATION, 27-01 QUEENS PLAZA NORTH, LONG ISLAND CITY, NY (https://www.google.com/maps/place/27-01%20QUEENS%20PLAZA%20NORTH, LONG%20ISLAND%20CITY,NY)		2	\$113,500.00	\$112,000.00	\$112,000.00	\$115,000.00
FRANKLY MEDIA LLC, 27-01 QUEENS PLAZA NORTH, LONG ISLAND CITY, NY (https://www.google.com/maps/place/27-01%20QUEENS%20PLAZA%20NORTH, LONG%20ISLAND%20CITY,NY)		3	\$106,666.67	\$110,000.00	\$90,000.00	\$120,000.00
JETBLUE AIRWAYS, 27-01 QUEENS PLAZA NORTH, LONG ISLAND CITY, NY (https://www.google.com/maps/place/27-01%20QUEENS%20PLAZA%20NORTH, LONG%20ISLAND%20CITY,NY)		20	\$111,450.50	\$112,000.00	\$68,000.00	\$135,960.00
Totals		27	\$110,222.59	\$112,000.00	\$68,000.00	\$135,960.00

Employer Name/Worksite Address	Graph	Count	Mean Wage	Median Wage	Lowest Wage	Highest Wage
--------------------------------	-------	-------	-----------	-------------	-------------	--------------

Employer Name/Worksite Address	Graph	Count	Mean Wage	Median Wage	Lowest Wage	Highest Wage
FRANKLY MEDIA LLC, 27-01 QUEENS PLAZA NORTH, LONG ISLAND CITY, NY (https://www.google.com/maps/place/27-01%20QUEENS%20PLAZA%20%20NORTH,LONG%20ISLAND%20CITY,NY)	Graph	1	\$120,000.00	\$120,000.00	\$120,000.00	\$120,000.00
MSRCOSMOS, LLC, 27-01 QUEENS PLAZA N, LONG ISLAND, NY (https://www.google.com/maps/place/27-01%20QUEENS%20PLAZA%20N,LONG%20ISLAND,NY)	Graph	1	\$90,000.00	\$90,000.00	\$90,000.00	\$90,000.00
TERRALOGIC SOLUTIONS, INC., 27-01 QUEENS PLAZA N #502, LONG ISLAND CITY, NY (https://www.google.com/maps/place/27-01%20QUEENS%20PLAZA%20N%20#502,LONG%20ISLAND%20CITY,NY)	Graph	1	\$80,000.00	\$80,000.00	\$80,000.00	\$80,000.00
E2Z TECHNOLOGIES, INC., 27-01 QUEENS PLAZA N, LONG ISLAND CITY, NY (https://www.google.com/maps/place/27-01%20QUEENS%20PLAZA%20N,LONG%20ISLAND%20CITY,NY)	Graph	5	\$77,200.00	\$77,000.00	\$72,000.00	\$85,000.00
JETBLUE AIRWAYS, 27-01 QUEENS PLAZA NORTH, LONG ISLAND CITY, NY (https://www.google.com/maps/place/27-01%20QUEENS%20PLAZA%20NORTH,LONG%20ISLAND%20CITY,NY)	Graph	38	\$101,236.66	\$110,000.00	\$63,419.20	\$135,960.00
Totals	Graph	46	\$98,325.94	\$102,937.00	\$63,419.20	\$135,960.00

Latitude: 40.750619 Longitude: -73.99081

Employer Name/Employer Address	Graph	Count	Mean Wage	Median Wage	Lowest Wage	Highest Wage
LIUZZO & ASSOCIATES, P.C., ONE PENN PLAZA, NEW YORK, NY (https://www.google.com/maps/place/ONE%20PENN%20PLAZA,NEW%20YORK,NY)	Graph	1	\$72,500.00	\$72,500.00	\$72,500.00	\$72,500.00
PINNACLE MANAGING CO., LLC, ONE PENN PLAZA, NEW YORK, NY (https://www.google.com/maps/place/ONE%20PENN%20PLAZA,NEW%20YORK,NY)	Graph	1	\$70,000.00	\$70,000.00	\$70,000.00	\$70,000.00
PUBLICIS HEALTHCARE COMMUNICATIONS GROUP, INC., 1 PENN PLAZA, NEW YORK, NY (https://www.google.com/maps/place/1%20PENN%20PLAZA,NEW%20YORK,NY)	Graph	1	\$81,000.00	\$81,000.00	\$81,000.00	\$81,000.00
SHIBOLETH LLP, ONE PENN PLAZA, NEW YORK, NY (https://www.google.com/maps/place/ONE%20PENN%20PLAZA,NEW%20YORK,NY)	Graph	1	\$79,144.00	\$79,144.00	\$79,144.00	\$79,144.00
W, ONE PENN PLAZA, NEW YORK, NY (https://www.google.com/maps/place/ONE%20PENN%20PLAZA,NEW%20YORK,NY)	Graph	1	\$80,017.60	\$80,017.60	\$80,017.60	\$80,017.60
WSP USA INC., ONE PENN PLAZA, NEW YORK, NY (https://www.google.com/maps/place/ONE%20PENN%20PLAZA,NEW%20YORK,NY)	Graph	2	\$70,512.00	\$70,408.00	\$70,408.00	\$70,616.00
SECOR ASSET MANAGEMENT, LP, ONE PENN PLAZA, NEW YORK, NY (https://www.google.com/maps/place/ONE%20PENN%20PLAZA,NEW%20YORK,NY)	Graph	3	\$105,000.00	\$100,000.00	\$90,000.00	\$125,000.00
WALDMAN HIRSCH & COMPANY LLP, ONE PENN PLAZA, NEW YORK, NY (https://www.google.com/maps/place/ONE%20PENN%20PLAZA,NEW%20YORK,NY)	Graph	3	\$55,843.33	\$55,765.00	\$55,765.00	\$56,000.00
PUBLICIS HEALTH, LLC, ONE PENN PLAZA, NEW YORK, NY (https://www.google.com/maps/place/ONE%20PENN%20PLAZA,NEW%20YORK,NY)	Graph	4	\$65,625.00	\$47,500.00	\$45,000.00	\$120,000.00
WSP USA BUILDINGS INC., ONE PENN PLAZA, NEW YORK, NY (https://www.google.com/maps/place/ONE%20PENN%20PLAZA,NEW%20YORK,NY)	Graph	4	\$84,344.00	\$81,328.00	\$79,518.40	\$88,524.80
PUBLICIS HEALTHCARE COMMUNICATIONS GROUP, INC., ONE PENN PLAZA, NEW YORK, NY (https://www.google.com/maps/place/ONE%20PENN%20PLAZA,NEW%20YORK,NY)	Graph	6	\$131,670.00	\$105,020.00	\$90,000.00	\$200,000.00
WSP USA CORP, ONE PENN PLAZA, NEW YORK, NY (https://www.google.com/maps/place/ONE%20PENN%20PLAZA,NEW%20YORK,NY)	Graph	7	\$86,328.91	\$88,004.80	\$79,518.40	\$92,206.40
WSP USA CORP., ONE PENN PLAZA, NEW YORK, NY (https://www.google.com/maps/place/ONE%20PENN%20PLAZA,NEW%20YORK,NY)	Graph	10	\$73,219.08	\$72,238.40	\$61,075.00	\$85,716.80
PARSONS BRINCKERHOFF, INC., ONE PENN PLAZA, NEW YORK, NY (https://www.google.com/maps/place/ONE%20PENN%20PLAZA,NEW%20YORK,NY)	Graph	31	\$69,239.07	\$69,908.80	\$55,765.00	\$83,200.00
Totals	Graph	75	\$78,386.88	\$72,500.00	\$45,000.00	\$200,000.00

Employer Name/Worksite Address	Graph	Count	Mean Wage	Median Wage	Lowest Wage	Highest Wage
CONSULTADD INC, 4625 ONE PENN PLAZA, SUITE 4625, NEW YORK, NY (https://www.google.com/maps/place/4625%20ONE%20PENN%20PLAZA,%20SUITE%204625,NEW%20YORK,NY)	Graph	1	\$73,000.00	\$73,000.00	\$73,000.00	\$73,000.00
SYMANTEC CORPORATION, 1 PENN PLAZA, 54TH FLOOR, NEW YORK, NY (https://www.google.com/maps/place/1%20PENN%20PLAZA,%2054TH%20FLOOR,NEW%20YORK,NY)	Graph	1	\$280,000.00	\$280,000.00	\$280,000.00	\$280,000.00

Employer Name/Worksite Address	Graph	Count	Mean Wage	Median Wage	Lowest Wage	Highest Wage
THE SIEGFRIED GROUP, LLP, 1 PENN PLAZA, SUITE 2131, NEW YORK, NY (https://www.google.com/maps/place/1%20PENNN%20PLAZA,%20SUITE%202131,NEW%20YORK,NY)	Graph	4	\$113,750.01	\$114,999.96	\$105,000.00	\$114,999.96
THE SIEGFRIED GROUP, LLP, ONE PENN PLAZA, SUITE 2131, NEW YORK, NY (https://www.google.com/maps/place/ONE%20PENNN%20PLAZA,%20SUITE%202131,NEW%20YORK,NY)	Graph	11	\$97,227.27	\$90,000.00	\$80,000.00	\$114,999.96
PUBLICIS HEALTHCARE COMMUNICATIONS GROUP, INC., 1 PENN PLAZA, NEW YORK, NY (https://www.google.com/maps/place/1%20PENNN%20PLAZA,NEW%20YORK,NY)	Graph	17	\$99,103.53	\$115,856.00	\$57,200.00	\$114,999.96
MARK LOGIC CORPORATION, ONE PENN PLAZA, NEW YORK, NY (https://www.google.com/maps/place/ONE%20PENNN%20PLAZA,NEW%20YORK,NY)	Graph	55	\$92,359.39	\$85,716.80	\$45,000.00	\$114,999.96
Totals	Graph	89	\$97,101.42	\$90,000.00	\$45,000.00	\$114,999.96

Latitude: 40.750623 Longitude: -73.985928

Employer Name/Employer Address	Graph	Count	Mean Wage	Median Wage	Lowest Wage	Highest Wage
CAUDALIE USA INC, 70 WEST 36TH STREET, NEW YORK, NY (https://www.google.com/maps/place/70%20WEST%2036TH%20STREET,NEW%20YORK,NY)	Graph	1	\$95,000.00	\$95,000.00	\$95,000.00	\$95,000.00
CM DESIGN STUDIO, LLC, 70 WEST 36TH STREET, NEW YORK, NY (https://www.google.com/maps/place/70%20WEST%2036TH%20STREET,NEW%20YORK,NY)	Graph	1	\$80,000.00	\$80,000.00	\$80,000.00	\$80,000.00
INVESTINGCHANNEL, INC., 70 W. 36TH STREET, NEW YORK, NY (https://www.google.com/maps/place/70%20W.%2036TH%20STREET,NEW%20YORK,NY)	Graph	1	\$112,000.00	\$112,000.00	\$112,000.00	\$112,000.00
LLM BAR EXAM LLC, 70 WEST 36TH STREET, NEW YORK, NY (https://www.google.com/maps/place/70%20WEST%2036TH%20STREET,NEW%20YORK,NY)	Graph	1	\$38,792.00	\$38,792.00	\$38,792.00	\$38,792.00
PARK FRAGRANCE LLC, 70 WEST 36TH STREET, NEW YORK, NY (https://www.google.com/maps/place/70%20WEST%2036TH%20STREET,NEW%20YORK,NY)	Graph	1	\$109,241.60	\$109,241.60	\$109,241.60	\$109,241.60
STELLAR SERVICES, INC, 70 W 36TH STREET, NEW YORK, NY (https://www.google.com/maps/place/70%20W%2036TH%20STREET,NEW%20YORK,NY)	Graph	1	\$60,000.00	\$60,000.00	\$60,000.00	\$60,000.00
TOSOLINI & LAMURA LLP, 70 WEST 36TH STREET SUITE 12A, NEW YORK, NY (https://www.google.com/maps/place/70%20WEST%2036TH%20STREET%20SUITE%2012A,NEW%20YORK,NY)	Graph	1	\$81,120.00	\$81,120.00	\$81,120.00	\$81,120.00
STELLAR SERVICES INC., 70 WEST 36TH STREET, SUITE 702, NEW YORK, NY (https://www.google.com/maps/place/70%20WEST%2036TH%20STREET,%20SUITE%20702,NEW%20YORK,NY)	Graph	2	\$60,000.00	\$60,000.00	\$60,000.00	\$60,000.00
STELLAR SERVICES, INC, 70 WEST 36TH STREET, SUITE 702, NEW YORK, NY (https://www.google.com/maps/place/70%20WEST%2036TH%20STREET,%20SUITE%20702,NEW%20YORK,NY)	Graph	2	\$61,000.00	\$61,000.00	\$61,000.00	\$61,000.00
STELLAR SERVICES, INC., 70 WEST 36TH STREET, SUITE 702, NEW YORK, NY (https://www.google.com/maps/place/70%20WEST%2036TH%20STREET,%20SUITE%20702,NEW%20YORK,NY)	Graph	4	\$78,288.75	\$74,755.00	\$65,000.00	\$98,400.00
STELLAR SERVICES, INC., 70 WEST 36TH STREET, NEW YORK, NY (https://www.google.com/maps/place/70%20WEST%2036TH%20STREET,NEW%20YORK,NY)	Graph	7	\$65,714.29	\$62,000.00	\$60,000.00	\$75,000.00
Totals	Graph	22	\$72,332.21	\$65,000.00	\$38,792.00	\$114,999.96

Employer Name/Worksite Address	Graph	Count	Mean Wage	Median Wage	Lowest Wage	Highest Wage
TOSOLINI & LAMURA LLP, 70 WEST 36TH STREET SUITE 12A, NEW YORK, NY (https://www.google.com/maps/place/70%20WEST%2036TH%20STREET%20SUITE%2012A,NEW%20YORK,NY)	Graph	1	\$81,120.00	\$81,120.00	\$81,120.00	\$81,120.00
STELLAR SERVICES, INC., 70 WEST 36TH STREET, SUITE 702, NEW YORK, NY (https://www.google.com/maps/place/70%20WEST%2036TH%20STREET,%20SUITE%20702,NEW%20YORK,NY)	Graph	6	\$72,192.50	\$65,000.00	\$60,000.00	\$98,400.00
CM DESIGN STUDIO, LLC, 70 WEST 36TH STREET, NEW YORK, NY (https://www.google.com/maps/place/70%20WEST%2036TH%20STREET,NEW%20YORK,NY)	Graph	11	\$66,708.36	\$62,000.00	\$38,792.00	\$95,000.00
Totals	Graph	18	\$69,337.06	\$65,000.00	\$38,792.00	\$98,400.00

Latitude: 40.750625 Longitude: -73.985594

Employer Name/Employer Address	Graph	Count	Mean Wage	Median Wage	Lowest Wage	Highest Wage
CONVERSEON, INC., 53 WEST 36TH STREET, NEW YORK, NY (https://www.google.com/maps/place/53%20WEST%2036TH%20STREET,NEW%20YORK,NY)	Graph	2	\$52,500.00	\$50,000.00	\$50,000.00	\$55,000.00
Totals	Graph	2	\$52,500.00	\$50,000.00	\$50,000.00	\$55,000.00

Employer Name/Worksite Address	Graph	Count	Mean Wage	Median Wage	Lowest Wage	Highest Wage
CONVERSEON, INC., 53 WEST 36TH STREET, NEW YORK, NY (https://www.google.com/maps/place/53%20WEST%2036TH%20STREET,NEW%20YORK,NY)	Graph	2	\$52,500.00	\$50,000.00	\$50,000.00	\$55,000.00
Totals	Graph	2	\$52,500.00	\$50,000.00	\$50,000.00	\$55,000.00

Latitude: 40.750634 Longitude: -73.997176

Employer Name/Employer Address	Graph	Count	Mean Wage	Median Wage	Lowest Wage
18TH AND WALNUT LLC, 515 GREENWICH STREET, NEW YORK, NY (https://www.google.com/maps/place/515%20GREENWICH%20STREET,NEW%20YORK,NY)	Graph	1	\$75,000.00	\$75,000.00	\$75,000.00
BIG APPLE SIGN CORPORATION, SONAL@BIGAPPLEGROUP.COM, NEW YORK, NY (https://www.google.com/maps/place/SONAL@BIGAPPLEGROUP.COM,NEW%20YORK,NY)	Graph	1	\$56,160.00	\$56,160.00	\$56,160.00
BIJOUX USA INTERNATIONAL CORP, 22 WEST 27TH STREET 10TH FL, NEW YORK, NY (https://www.google.com/maps/place/22%20WEST%2027TH%20STREET%2010TH%20FL,NEW%20YORK,NY)	Graph	1	\$77,459.20	\$77,459.20	\$77,459.20
BK HOUSE, LLC, 1270 BROADWAY, PH, NEW YORK, NY (https://www.google.com/maps/place/1270%20BROADWAY,%20PH,NEW%20YORK,NY)	Graph	1	\$64,000.00	\$64,000.00	\$64,000.00
BYND LLC, 236 WEST 27 STREET, NEW YORK, NY (https://www.google.com/maps/place/236%20WEST%2027%20STREET,NEW%20YORK,NY)	Graph	1	\$85,000.00	\$85,000.00	\$85,000.00
CAPTAIN LUCAS INC, 151 W 25TH ST FL 11, NEW YORK, NY (https://www.google.com/maps/place/151%20W%2025TH%20ST%20FL%2011,NEW%20YORK,NY)	Graph	1	\$90,000.00	\$90,000.00	\$90,000.00
CUSTOMSHOW INC, 216 E 45TH STREET, NEW YORK, NY (https://www.google.com/maps/place/216%20E%2045TH%20STREET,NEW%20YORK,NY)	Graph	1	\$127,909.34	\$127,909.34	\$127,909.34
DEEP UNITED LLC, 5 PENN PLAZA 23RD FL PMB 23024, NEW YORK, NY (https://www.google.com/maps/place/5%20PENN%20PLAZA%2023RD%20FL%20PMB%2023024,NEW%20YORK,NY)	Graph	1	\$156,000.00	\$156,000.00	\$156,000.00
ENRIQUE NORTEN ARCHITECTURE, PC, 227 WEST 29TH STREET 11TH FL, NEW YORK, NY (https://www.google.com/maps/place/227%20WEST%2029TH%20STREET%2011TH%20FL,NEW%20YORK,NY)	Graph	1	\$50,000.00	\$50,000.00	\$50,000.00
FCA GROUP LLC, 5 PENNSYLVANIA PLAZA, NEW YORK, NY (https://www.google.com/maps/place/5%20PENNSYLVANIA%20PLAZA,NEW%20YORK,NY)	Graph	1	\$104,000.00	\$104,000.00	\$104,000.00
HANA MART NY CORP, 38 W 32ND ST. FL1, NEW YORK, NY (https://www.google.com/maps/place/38%20W%2032ND%20ST.%20FL1,NEW%20YORK,NY)	Graph	1	\$55,764.80	\$55,764.80	\$55,764.80
MEALPAL, INC., 146 WEST 29TH, NEW YORK, NY (https://www.google.com/maps/place/146%20WEST%2029TH,NEW%20YORK,NY)	Graph	1	\$110,000.00	\$110,000.00	\$110,000.00
MG ENGINEERING D.P.C., 116 WEST 32RD STREET, NEW YORK, NY (https://www.google.com/maps/place/116%20WEST%2032RD%20STREET,NEW%20YORK,NY)	Graph	1	\$63,130.00	\$63,130.00	\$63,130.00
MICHAEL YASTRAB CPA PC, 363 7TH AVENUE, 18 FLOOR, NEW YORK, NY (https://www.google.com/maps/place/363%207TH%20AVENUE,%2018%20FLOOR,NEW%20YORK,NY)	Graph	1	\$55,848.00	\$55,848.00	\$55,848.00
MURDOCK SOLON ARCHITECTS, 508 WEST 26TH STREET #5B, NEW YORK, NY (https://www.google.com/maps/place/508%20WEST%2026TH%20STREET%20%20#5B,NEW%20YORK,NY)	Graph	1	\$48,568.00	\$48,568.00	\$48,568.00
ODEN TECHNOLOGIES, C/O THE YARD, NEW YORK, NY (https://www.google.com/maps/place/C/O%20THE%20YARD,NEW%20YORK,NY)	Graph	1	\$91,000.00	\$91,000.00	\$91,000.00
OMNIBUILD CONSTRUCTION, INC., 213 WEST 35TH STREET, 7TH FL, NEW YORK, NY (https://www.google.com/maps/place/213%20WEST%2035TH%20STREET,%207TH%20FL,NEW%20YORK,NY)	Graph	1	\$70,000.00	\$70,000.00	\$70,000.00
PLUS CAREER INC, 16 WEST 32NDSTREET, SUITE 306, NEW YORK, NY (https://www.google.com/maps/place/16%20WEST%2032NDSTREET,%20SUITE%20306,NEW%20YORK,NY)	Graph	1	\$48,796.80	\$48,796.80	\$48,796.80
PUSHCART COFFEE CHELSEA LLC, 401 WEST 25TH, NEW YORK CITY, NY (https://www.google.com/maps/place/401%20WEST%2025TH,NEW%20YORK%20CITY,NY)	Graph	1	\$80,000.00	\$80,000.00	\$80,000.00
SCENTBIRD, INC., 10 WEST 33 STREET, SUITE 1011, NEW YORK, NY (https://www.google.com/maps/place/10%20WEST%2033%20STREET,%20SUITE%201011,NEW%20YORK,NY)	Graph	1	\$44,500.00	\$44,500.00	\$44,500.00
SCIENAPTIC SYSTEMS INC, 224W, 35TH STREET., NEW YORK, NY (https://www.google.com/maps/place/224W,%2035TH%20STREET.,NEW%20YORK,NY)	Graph	1	\$140,000.00	\$140,000.00	\$140,000.00
SEXY LASER HAIR REMOVAL INC., 488 8TH AVE. FLOOR 2, NEW YORK, NY (https://www.google.com/maps/place/488%208TH%20AVE.%20FLOOR%202,NEW%20YORK,NY)	Graph	1	\$50,000.00	\$50,000.00	\$50,000.00
THINX INC., 601 W. 26TH ST. #325-2, NEW YORK, NY (https://www.google.com/maps/place/601%20W.%2026TH%20ST.%20#325-2,NEW%20YORK,NY)	Graph	1	\$48,000.00	\$48,000.00	\$48,000.00
ESSENCE COLLECTION INC., 22 W. 27TH STREET, 3 FL, NEW YORK, NY (https://www.google.com/maps/place/22%20W.%2027TH%20STREET,%203%20FL,NEW%20YORK,NY)	Graph	2	\$42,244.80	\$41,600.00	\$41,600.00

Employer Name/Employer Address	Graph	Count	Mean Wage	Median Wage	Lowest Wage
KAROLINA ZMARLAK LLC, 146 WEST 29 TH ST., NEW YORK, NY (https://www.google.com/maps/place/146%20WEST%2029%20TH%20ST.,NEW%20YORK,NY)	Graph	2	\$80,683.10	\$80,683.00	\$80,683.00
Q4 DESIGNS LLC., 20 W. 33RD ST. 12TH FL., NEW YORK, NY (https://www.google.com/maps/place/20%20W.%2033RD%20ST.%2012TH%20FL.,NEW%20YORK,NY)	Graph	2	\$48,796.80	\$48,796.80	\$48,796.80
PEFIN TECHNOLOGIES LLC, 39 WEST 32 STREET, SUITE 1500, NEW YORK, NY (https://www.google.com/maps/place/39%20WEST%2032%20STREET,%20SUITE%201500,NEW%20YORK,NY)	Graph	3	\$85,000.00	\$75,000.00	\$60,000.00
PUREPROFILE US INC., 132 W 31ST ST, LEVEL 15, NEW YORK, NY (https://www.google.com/maps/place/132%20W%2031ST%20ST,%20LEVEL%2015,NEW%20YORK,NY)	Graph	3	\$126,666.67	\$140,000.00	\$75,000.00
SIMPLEREACH, INC., 122 W. 27TH ST., 7TH FL, NEW YORK, NY (https://www.google.com/maps/place/122%20W.%2027TH%20ST.,%207TH%20FL,NEW%20YORK,NY)	Graph	3	\$111,666.67	\$110,000.00	\$80,000.00
THE CITY OF NEW YORK, 450 WEST 33RD STREET 4TH FL, NEW YORK, NY (https://www.google.com/maps/place/450%20WEST%2033RD%20STREET%204TH%20FL,NEW%20YORK,NY)	Graph	3	\$58,240.00	\$58,240.00	\$58,240.00
TPG ARCHITECTURE, LLP, 132 WEST 31ST STREET , NEW YORK, NY (https://www.google.com/maps/place/132%20WEST%2031ST%20STREET%60,NEW%20YORK,NY)	Graph	4	\$61,000.00	\$55,000.00	\$42,000.00
VISITING NURSE SERVICE OF NEW YORK HOME CARE II, INC., 1250 BROADWAY, 7TH FL., NEW YORK, NY (https://www.google.com/maps/place/1250%20BROADWAY,%207TH%20FL.,NEW%20YORK,NY)	Graph	5	\$92,770.88	\$85,000.00	\$80,768.00
VISITING NURSE SERVICE OF NEW YORK, 1250 BROADWAY, 7TH FL., NEW YORK, NY (https://www.google.com/maps/place/1250%20BROADWAY,%207TH%20FL.,NEW%20YORK,NY)	Graph	5	\$110,838.43	\$116,192.13	\$90,000.00
REALTEK CONSULTING LLC, 244 5TH AVENUE, K-222, NEW YORK CITY, NY (https://www.google.com/maps/place/244%205TH%20AVENUE,%20K-222,NEW%20YORK%20CITY,NY)	Graph	13	\$76,115.38	\$70,500.00	\$62,000.00
Totals	Graph	68	\$81,336.06	\$75,000.00	\$41,600.00

Employer Name/Worksite Address	Graph	Count	Me Wa
18TH AND WALNUT LLC, 515 GREENWICH STREET, NEW YORK, NY (https://www.google.com/maps/place/515%20GREENWICH%20STREET,NEW%20YORK,NY)	Graph	1	\$75,000.00
A.G. CONSULTING ENGINEERING, P.C., A.G. CONSULTING ENGINEERING, P.C., NEW YORK, NY (https://www.google.com/maps/place/A.G.%20CONSULTING%20ENGINEERING,%20P.C.,NEW%20YORK,NY)	Graph	1	\$65,000.00
AMENSYS INC, 5 PENNSYLVANIA PLAZA,, NEW YORK, NY (https://www.google.com/maps/place/5%20PENNSYLVANIA%20PLAZA,,NEW%20YORK,NY)	Graph	1	\$73,000.00
ANDELA INC., 129 WEST 29TH STREET, NEW YORK, NY (https://www.google.com/maps/place/129%20WEST%2029TH%20STREET,NEW%20YORK,NY)	Graph	1	\$80,000.00
ASIAN COMMUNITY CARE MANAGEMENT, INC., 224 WEST 35TH SRTEET, SUITE 705, NEW YORK, NY (https://www.google.com/maps/place/224%20WEST%2035TH%20SRTEET,%20SUITE%20705,NEW%20YORK,NY)	Graph	1	\$54,000.00
AURO PRO SYSTEMS, INC, INTERSECTION PARENT INC, NEW YORK, NY (https://www.google.com/maps/place/INTERSECTION%20PARENT%20INC,NEW%20YORK,NY)	Graph	1	\$60,000.00
BIJOUX USA INTERNATIONAL CORP, 22 WEST 27TH STREET 10TH FL, NEW YORK, NY (https://www.google.com/maps/place/22%20WEST%2027TH%20STREET%2010TH%20FL,NEW%20YORK,NY)	Graph	1	\$77,400.00
BROKEN THREADS INC., 147 W 35TH STREET, NEW YORK, NY (https://www.google.com/maps/place/147%20W%2035TH%20STREET,NEW%20YORK,NY)	Graph	1	\$104,000.00
CAPTAIN LUCAS INC, 151 W 25TH ST FL 11, NEW YORK, NY (https://www.google.com/maps/place/151%20W%2025TH%20ST%20FL%2011,NEW%20YORK,NY)	Graph	1	\$90,000.00
CELCOM SOFTWARE SOLUTIONS INC, 18TH FLOOR, 5 PENN PLAZA, 34TH STREET, NEW YORK, NY (https://www.google.com/maps/place/18TH%20FLOOR,%205%20PENN%20PLAZA,%2034TH%20STREET,NEW%20YORK,NY)	Graph	1	\$60,000.00
CLOUDGEN, LLC, B&H PHOTOVIDEO, INC. 440 NINTH AVENUE, NEW YORK, NY (https://www.google.com/maps/place/B%26H%20PHOTOVIDEO,%20INC.%20440%20NINTH%20AVENUE,NEW%20YORK,NY)	Graph	1	\$110,000.00
COLLABERA INC., 5 MANHATTAN WEST (03354), NEW YORK CITY, NY (https://www.google.com/maps/place/5%20MANHATTAN%20WEST%20(03354),NEW%20YORK%20CITY,NY)	Graph	1	\$120,000.00
COLLECTIVE RETURNS, INC., 19 W. 22ND STREET, NEW YORK, NY (https://www.google.com/maps/place/19%20W.%2022ND%20STREET,NEW%20YORK,NY)	Graph	1	\$140,000.00
CONCERT TECH CORPORATION, 9TH FLOOR 450 W 33 RD STREET, NEW YORK, NY (https://www.google.com/maps/place/9TH%20FLOOR%20450%20W%2033%20RD%20STREET,NEW%20YORK,NY)	Graph	1	\$108,000.00
CONSULTADD INC, 5 PENN PLZ (8TH AVENURE BETWEEN 33RD AND 34TH), NEW YORK CITY, NY (https://www.google.com/maps/place/5%20PENN%20PLZ%20(8TH%20AVENURE%20BETWEEN%2033RD%20AND%2034TH),NEW%20YORK%20CITY,NY)	Graph	1	\$72,800.00
CORP2CORP INC, 501 W, 30TH STREET, NEW YORK, NY (https://www.google.com/maps/place/501%20W,%2030TH%20STREET,NEW%20YORK,NY)	Graph	1	\$90,800.00
CUSTOMSHOW INC, 216 E 45TH STREET, NEW YORK, NY (https://www.google.com/maps/place/216%20E%2045TH%20STREET,NEW%20YORK,NY)	Graph	1	\$127,900.00
DATA SOLUTIONS INC., COACH, NEW YORK, NY (https://www.google.com/maps/place/COACH,NEW%20YORK,NY)	Graph	1	\$64,800.00

Employer Name/Worksite Address	Graph	Count	Me Wa
DAVCO USA CORP., DAVCO USA CORP., NEW YORK, NY (https://www.google.com/maps/place/DAVCO%20USA%20CORP.,NEW%20YORK,NY)	Graph	1	\$46,61
DEEP UNITED LLC, 5 PENN PLAZA 23RD FL, NEW YORK, NY (https://www.google.com/maps/place/5%20PENN%20PLAZA%2023RD%20FL,NEW%20YORK,NY)	Graph	1	\$156,0
DERMASENSOR, INC., 106 WEST 32ND STREET, NEW YORK, NY (https://www.google.com/maps/place/106%20WEST%2032ND%20STREET,NEW%20YORK,NY)	Graph	1	\$135,0
DIASPARK INC, 450 WEST 33RD STREE, NEW YORK, NY (https://www.google.com/maps/place/450%20WEST%2033RD%20STREE,NEW%20YORK,NY)	Graph	1	\$84,86
DIASPARK INC, 5 PENN PLAZA, 18TH FL., NEW YORK, NY (https://www.google.com/maps/place/5%20PENN%20PLAZA,%2018TH%20FL.,NEW%20YORK,NY)	Graph	1	\$65,00
DIKSHA TECHNOLOGIES, LLC, SIRIUSXM SATELLITE RADIO, NEW YORK, NY (https://www.google.com/maps/place/SIRIUSXM%20SATELLITE%20RADIO,NEW%20YORK,NY)	Graph	1	\$120,0
DW MATRIX INC, FINANCIAL INFORMATION SERVICES AGENCY (FISA), NEW YORK, NY (https://www.google.com/maps/place/FINANCIAL%20INFORMATION%20SERVICES%20AGENCY%20(FISA),NEW%20YORK,NY)	Graph	1	\$85,00
DXA STUDIO ARCHITECTURE PLLC, 894 6TH AVE, NEW YORK, NY (https://www.google.com/maps/place/894%206TH%20AVE,NEW%20YORK,NY)	Graph	1	\$59,00
DXA STUDIO ARCHITECTURE PLLC, DXA STUDIO, NEW YORK, NY (https://www.google.com/maps/place/DXA%20STUDIO,NEW%20YORK,NY)	Graph	1	\$72,00
EDITE, INC., 146 W. 29TH STREET, NEW YORK, NY (https://www.google.com/maps/place/146%20W.%2029TH%20STREET,NEW%20YORK,NY)	Graph	1	\$48,00
ENABIL USA, INC., 22ND FLOOR, 5 PENN PLAZA, 34TH STREET, NEW YORK, NY (https://www.google.com/maps/place/22ND%20FLOOR,%205%20PENN%20PLAZA,%2034TH%20STREET,NEW%20YORK,NY)	Graph	1	\$108,0
ENCORE SOFTWARE SERVICES, 5 PENN PLAZA, 23 FLOOR, NEW YORK, NY (https://www.google.com/maps/place/5%20PENN%20PLAZA,%2023%20FLOOR,NEW%20YORK,NY)	Graph	1	\$85,00
ENRIQUE NORTEN ARCHITECTURE, PC, 227 WEST 29TH STREET 11TH FL, NEW YORK, NY (https://www.google.com/maps/place/227%20WEST%2029TH%20STREET%2011TH%20FL,NEW%20YORK,NY)	Graph	1	\$50,00
ERP ANALYSTS, INC, 5 MANHATTAN WEST, NEW YORK, NY (https://www.google.com/maps/place/5%20MANHATTAN%20%20WEST,NEW%20YORK,NY)	Graph	1	\$102,0
FAME FASHION HOUSE LLC, 1 WEST 34TH STREET, 11TH FLOOR, NEW YORK, NY (https://www.google.com/maps/place/1%20WEST%2034TH%20STREET,%2011TH%20FLOOR,NEW%20YORK,NY)	Graph	1	\$58,24
FULL CIRCLE HOME LLC, 146 W29TH STREET, NEW YORK, NY (https://www.google.com/maps/place/146%20W29TH%20STREET,NEW%20YORK,NY)	Graph	1	\$45,00
GENERATION READY INC., 352 7TH AVE FL 12A, NEW YORK, NY (https://www.google.com/maps/place/352%207TH%20AVE%20FL%2012A,NEW%20YORK,NY)	Graph	1	\$195,0
GROUPM WORLDWIDE LLC, 132 WEST 31 STREET, NEW YORK, NY (https://www.google.com/maps/place/132%20WEST%2031%20STREET,NEW%20YORK,NY)	Graph	1	\$78,00
GTSS, INC, SIRIUS XM SATELLITE RADIO, NEW YORK, NY (https://www.google.com/maps/place/SIRIUS%20XM%20SATELLITE%20RADIO,NEW%20YORK,NY)	Graph	1	\$65,00
GZA GEOENVIRONMENTAL, INC., GZA GEOENVIRONMENTAL, INC., NEW YORK, NY (https://www.google.com/maps/place/GZA%20GEOENVIRONMENTAL,%20INC.,NEW%20YORK,NY)	Graph	1	\$75,51
HANA MART NY CORP, 38 W 32ND ST. 1FL, NEW YORK, NY (https://www.google.com/maps/place/38%20W%2032ND%20ST.%201FL,NEW%20YORK,NY)	Graph	1	\$55,76
IBM CORPORATION, 51 ASTOR PLACE, NEW YORK, NY (https://www.google.com/maps/place/51%20ASTOR%20PLACE,NEW%20YORK,NY)	Graph	1	\$130,0
ICSA INC, 1290 AVE OF AMERICAS, NEW YORK, NY (https://www.google.com/maps/place/1290%20AVE%20OF%20AMERICAS,NEW%20YORK,NY)	Graph	1	\$94,18
INDUS VALLEY SOFTWARE,INC, 333W 34TH STREET, NEW YORK, NY (https://www.google.com/maps/place/333W%2034TH%20STREET,NEW%20YORK,NY)	Graph	1	\$55,91
INFINITY CONSULTING SOLUTIONS, INC, JP MORGAN 450 W 33RD STREET, NEW YORK, NY (https://www.google.com/maps/place/JP%20MORGAN%20450%20W%2033RD%20STREET,NEW%20YORK,NY)	Graph	1	\$260,0
INTONE NETWORKS INC., VISITING NURSE SERVICE OF NEW YORK, NEW YORK, NY (https://www.google.com/maps/place/VISITING%20NURSE%20SERVICE%20OF%20NEW%20YORK,NEW%20YORK,NY)	Graph	1	\$92,00
IT CATS, LLC, SIRIUS XM RADIO, NEW YORK, NY (https://www.google.com/maps/place/SIRIUS%20XM%20RADIO,NEW%20YORK,NY)	Graph	1	\$95,00
JOOR, INC, 1239 BROADWAY, NEW YORK, NY (https://www.google.com/maps/place/1239%20BROADWAY,NEW%20YORK,NY)	Graph	1	\$85,00
JPMORGAN CHASE & CO., 450 WEST 33RD STEET, NEW YORK, NY (https://www.google.com/maps/place/450%20WEST%2033RD%20STEET,NEW%20YORK,NY)	Graph	1	\$135,0
KARAOKE CHAMP INC., 134 WEST 29TH STREET, NEW YORK, NY (https://www.google.com/maps/place/134%20WEST%2029TH%20STREET,NEW%20YORK,NY)	Graph	1	\$84,86
KARLA OTTO INC., 210 11TH AVENUE, NEW YORK, NY (https://www.google.com/maps/place/210%2011TH%20AVENUE,NEW%20YORK,NY)	Graph	1	\$110,0
LFA INTERNATIONAL INC, 164 W 25TH STREET, NEW YORK, NY (https://www.google.com/maps/place/164%20W%2025TH%20STREET,NEW%20YORK,NY)	Graph	1	\$75,00

Employer Name/Worksite Address	Graph	Count	Me Wa
LORHAN CORPORATION INC, 450 W 33RD STREET, 9TH FL., NEW YORK, NY (https://www.google.com/maps/place/450%20W%2033RD%20STREET,%209TH%20FL.,NEW%20YORK,NY)	Graph	1	\$80,00
LORING CONSULTING ENGINEERS, INC., 21 PENNSYLVANIA PLAZA, NEW YORK, NY (https://www.google.com/maps/place/21%20PENNSYLVANIA%20PLAZA,NEW%20YORK,NY)	Graph	1	\$61,00
MACY'S MERCHANDISING GROUP INC., 11 PENN PLAZA, HR 9TH FLOOR, NEW YORK, NY (https://www.google.com/maps/place/11%20PENN%20PLAZA,%20HR%209TH%20FLOOR,NEW%20YORK,NY)	Graph	1	\$154,00
MARLABS, INC., 5 PENNSYLVANIA PLAZA, 22ND FLOOR, NEW YORK, NY (https://www.google.com/maps/place/5%20PENNSYLVANIA%20PLAZA,%2022ND%20FLOOR,NEW%20YORK,NY)	Graph	1	\$74,30
MARUTHI TECHNOLOGIES, LLC, 450 WEST 33 STREET, NEW YORK, NY (https://www.google.com/maps/place/450%20WEST%2033%20STREET,NEW%20YORK,NY)	Graph	1	\$60,00
MEALPAL, INC., 146 WEST 29TH, NEW YORK, NY (https://www.google.com/maps/place/146%20WEST%2029TH,NEW%20YORK,NY)	Graph	1	\$110,00
MECHANISM DIGITAL, INC., 118 WEST 27TH STREET- 7 TH FLOOR, NEW YORK, NY (https://www.google.com/maps/place/118%20WEST%2027TH%20STREET-%207%20TH%20FLOOR,NEW%20YORK,NY)	Graph	1	\$62,60
MERCURY SYSTEMS, INC, SIRIUS XM, NEW YORK, NY (https://www.google.com/maps/place/SIRIUS%20XM,NEW%20YORK,NY)	Graph	1	\$77,30
MG ENGINEERING D.P.C., 116 WEST 32RD STREET, NEW YORK, NY (https://www.google.com/maps/place/116%20WEST%2032RD%20STREET,NEW%20YORK,NY)	Graph	1	\$63,10
MILLENNIUM INFO TECH, INC., 5 PENN PLAZA, 8TH AVENUE, NEW YORK, NY (https://www.google.com/maps/place/5%20PENN%20PLAZA,%208TH%20AVENUE,NEW%20YORK,NY)	Graph	1	\$91,00
MPOWERD INC., 231 W 29TH STREET, SUITE 1105, NEW YORK, NY (https://www.google.com/maps/place/231%20W%2029TH%20STREET,%20SUITE%201105,NEW%20YORK,NY)	Graph	1	\$68,00
MURDOCK SOLON ARCHITECTS, 508 WEST 26TH STREET #5B, NEW YORK, NY (https://www.google.com/maps/place/508%20WEST%2026TH%20STREET%20#5B,NEW%20YORK,NY)	Graph	1	\$48,50
MYCLEAN INC., 247 W 35TH ST, NEW YORK, NY (https://www.google.com/maps/place/247%20W%2035TH%20ST,NEW%20YORK,NY)	Graph	1	\$33,20
MYSAPGROUP, INC., MACY, NEW YORK, NY (https://www.google.com/maps/place/MACY,NEW%20YORK,NY)	Graph	1	\$84,00
ODEN TECHNOLOGIES, C/O THE YARD, NEW YORK, NY (https://www.google.com/maps/place/C/O%20THE%20YARD,NEW%20YORK,NY)	Graph	1	\$91,00
OLIVIA MILLER INC., 1 WEST 34TH STREET, NEW YORK, NY (https://www.google.com/maps/place/1%20WEST%2034TH%20STREET,NEW%20YORK,NY)	Graph	1	\$38,70
OMNIBUILD CONSTRUCTION, INC., 213 WEST 35TH STREET, 7TH FL, NEW YORK, NY (https://www.google.com/maps/place/213%20WEST%2035TH%20STREET,%207TH%20FL,NEW%20YORK,NY)	Graph	1	\$70,00
ONE LUX STUDIO, LLC, 158 WEST 29TH STREET 10FL, NEW YORK, NY (https://www.google.com/maps/place/158%20WEST%2029TH%20STREET%2010FL,NEW%20YORK,NY)	Graph	1	\$66,90
OUTSOURCE CONSULTANTS INC., 237 WEST 35TH STREET, NEW YORK, NY (https://www.google.com/maps/place/237%20WEST%2035TH%20STREET,NEW%20YORK,NY)	Graph	1	\$80,00
PAYPAL, INC., 95 MORTON STREET, NEW YORK, NY (https://www.google.com/maps/place/95%20MORTON%20STREET,NEW%20YORK,NY)	Graph	1	\$137,70
PEFIN TECHNOLOGIES LLC, 39 WEST 32ND STREET, SUITE 1500, NEW YORK, NY (https://www.google.com/maps/place/39%20WEST%2032ND%20STREET,%20SUITE%201500,NEW%20YORK,NY)	Graph	1	\$120,00
PINCH FOOD DESIGN LLC, PINCH FOOD DESIGN, NEWYORK, NY (https://www.google.com/maps/place/PINCH%20FOOD%20DESIGN,NEWYORK,NY)	Graph	1	\$240,00
PLANCK, LLC, 134 W. 29TH STREET, NEW YORK, NY (https://www.google.com/maps/place/134%20W.%2029TH%20STREET,NEW%20YORK,NY)	Graph	1	\$140,00
PORTAL CONSULTING INC, 333 WEST 34 STREET, NEW YORK, NY (https://www.google.com/maps/place/333%20WEST%2034%20STREET,NEW%20YORK,NY)	Graph	1	\$60,00
PUSHCART COFFEE CHELSEA LLC, 401 WEST 25TH, NEW YORK CITY, NY (https://www.google.com/maps/place/401%20WEST%2025TH,NEW%20YORK%20CITY,NY)	Graph	1	\$80,00
RAIOLA COMPANY INC, SUITE 511, 1201BROADWAY, NEW YORK, NY (https://www.google.com/maps/place/SUITE%20511,%201201BROADWAY,NEW%20YORK,NY)	Graph	1	\$114,00
REALTEK CONSULTING LLC, 244 5TH AVENUE, K-222, NEW YORK, NY (https://www.google.com/maps/place/244%205TH%20AVENUE,%20K-222,NEW%20YORK,NY)	Graph	1	\$96,00
RIO TINTO SERVICES INC., 525 WEST 28TH STREET, APT#1455, NEW YORK, NY (https://www.google.com/maps/place/525%20WEST%2028TH%20STREET,%20APT#1455,NEW%20YORK,NY)	Graph	1	\$79,30
RYZAC INC., 49 W 27TH ST, NEW YORK, NY (https://www.google.com/maps/place/49%20W%2027TH%20ST,NEW%20YORK,NY)	Graph	1	\$110,00
SCENTBIRD, INC., 10 WEST 33 STREET, SUITE 1011, NEW YORK, NY (https://www.google.com/maps/place/10%20WEST%2033%20STREET,%20SUITE%201011,NEW%20YORK,NY)	Graph	1	\$44,50
SCIENAPTIC SYSTEMS INC, 224W, 35TH STREET, SUITE 800,, NEW YORK, NY (https://www.google.com/maps/place/224W,%2035TH%20STREET,%20SUITE%20800,,NEW%20YORK,NY)	Graph	1	\$140,00

Employer Name/Worksite Address	Graph	Count	Me Wa
SEXY LASER HAIR REMOVAL INC., 488 8TH AVE. FLOOR 2, NEW YORK, NY (https://www.google.com/maps/place/488%208TH%20AVE.%20FLOOR%202,NEW%20YORK,NY)	Graph	1	\$50,00
SHELLBACK PACIFIC INC, 19 WEST 44TH ST, SUITE 1700, NEW YORK, NY (https://www.google.com/maps/place/19%20WEST%2044TH%20ST,%20SUITE%201700,NEW%20YORK,NY)	Graph	1	\$180,00
SOCIAL DIVA MEDIA, 601 W 26TH ST, NEW YORK, NY (https://www.google.com/maps/place/601%20W%2026TH%20ST,NEW%20YORK,NY)	Graph	1	\$48,80
SPECTRUM LOGIX, INC, 132 WEST 31 STREET, NEWYORK, NY (https://www.google.com/maps/place/132%20WEST%2031%20STREET,NEWYORK,NY)	Graph	1	\$70,20
ST GILES COLLEGES INC., 330 5TH AVENUE, NEW YORK, NY (https://www.google.com/maps/place/330%205TH%20AVENUE,NEW%20YORK,NY)	Graph	1	\$45,10
STIAOS TECHNOLOGIES INC, WEBMD, NEW YORK, NY (https://www.google.com/maps/place/WEBMD,NEW%20YORK,NY)	Graph	1	\$92,70
STUDIO STEVEN FEHLER, LLC, 15 WEST 28TH STREET, NEW YORK, NY (https://www.google.com/maps/place/15%20WEST%2028TH%20STREET,NEW%20YORK,NY)	Graph	1	\$50,00
SYNECHRON, INC., 132 WEST 31ST STREET, NEW YORK, NY (https://www.google.com/maps/place/132%20WEST%2031ST%20%20STREET,NEW%20YORK,NY)	Graph	1	\$123,50
SYNERZY SOFTWARE SOLUTIONS INC, 5 PENNSYLVANIA PLAZA, NEW YORK CITY, NY (https://www.google.com/maps/place/5%20PENNSYLVANIA%20PLAZA,NEW%20YORK%20CITY,NY)	Graph	1	\$60,00
TEACHING HOUSE INC, 226 W 26TH ST, NEW YORK, NY (https://www.google.com/maps/place/226%20W%2026TH%20ST,NEW%20YORK,NY)	Graph	1	\$50,40
TEACHING HOUSE INC, 226 W26TH ST 9FL, NEW YORK, NY (https://www.google.com/maps/place/226%20W26TH%20ST%209FL,NEW%20YORK,NY)	Graph	1	\$50,40
TEACHING HOUSE INC, 226 W26TH ST. 9FL, NEW YORK, NY (https://www.google.com/maps/place/226%20W26TH%20ST.%209FL,NEW%20YORK,NY)	Graph	1	\$50,40
TEACHING HOUSE INC, 226 WEST 26TH ST 9 FL, NEW YORK, NY (https://www.google.com/maps/place/226%20WEST%2026TH%20ST%209%20FL,NEW%20YORK,NY)	Graph	1	\$50,40
TECHNO-COMP INC, 122 WEST 27 STREET, NEW YORK, NY (https://www.google.com/maps/place/122%20WEST%2027%20STREET,NEW%20YORK,NY)	Graph	1	\$91,00
TEKMARK GLOBAL SOLUTIONS LLC, 450-460 WEST 33 STREET, NEW YORK, NY (https://www.google.com/maps/place/450-460%20WEST%2033%20STREET,NEW%20YORK,NY)	Graph	1	\$115,30
THINX INC., 601 W. 26TH STREET, NEW YORK, NY (https://www.google.com/maps/place/601%20W.%2026TH%20STREET,NEW%20YORK,NY)	Graph	1	\$48,00
TRANSFORM TECH SOLUTIONS, INC., 18TH FLOOR, 5TH PENN PLAZA, NEW YORK, NY (https://www.google.com/maps/place/18TH%20FLOOR,%205TH%20PENN%20PLAZA,NEW%20YORK,NY)	Graph	1	\$120,00
TRIPLEPOINT SOFTWARE INC., 330 7TH AVENUE, NEW YORK, NY (https://www.google.com/maps/place/330%207TH%20AVENUE,NEW%20YORK,NY)	Graph	1	\$95,00
VEEJAY ASSOCIATES INC., 106 WEST 32 STREET, NEW YORK, NY (https://www.google.com/maps/place/106%20WEST%2032%20STREET,NEW%20YORK,NY)	Graph	1	\$86,00
VISIONARISTS LLC, 114 WEST 26TH STREET, NEW YORK, NY (https://www.google.com/maps/place/114%20WEST%2026TH%20STREET,NEW%20YORK,NY)	Graph	1	\$46,60
VISITING NURSE SERVICE OF NEW YORK HOME CARE II, INC., 1250 BROADWAY, 3RD FL ACUTE CARE DEPT, NEW YORK, NY (https://www.google.com/maps/place/1250%20BROADWAY,%203RD%20FL%20ACUTE%20CARE%20DEPT,NEW%20YORK,NY)	Graph	1	\$80,70
VNS CHOICE, 1250 BROADWAY, 11TH FL., NEW YORK, NY (https://www.google.com/maps/place/1250%20BROADWAY,%2011TH%20FL.,NEW%20YORK,NY)	Graph	1	\$160,00
WORLD WIDE TECHNOLOGY HOLDING COMPANY, INC., 5 PENNSYLVANIA PLAZA, STE. 2300, NEW YORK, NY (https://www.google.com/maps/place/5%20PENNSYLVANIA%20PLAZA,%20STE.%202300,NEW%20YORK,NY)	Graph	1	\$750,00
ZIAN NEW YORK CORP, 146 WEST 28TH STREET, NEW YORK, NY (https://www.google.com/maps/place/146%20WEST%2028TH%20STREET,NEW%20YORK,NY)	Graph	1	\$39,90
BEAUTY ESSENCE, INC., 39 W 29TH ST., NEW YORK, NY (https://www.google.com/maps/place/39%20W%2029TH%20ST.,NEW%20YORK,NY)	Graph	2	\$115,90
BYND LLC, 236 WEST 27 STREET, NEW YORK, NY (https://www.google.com/maps/place/236%20WEST%2027%20STREET,NEW%20YORK,NY)	Graph	2	\$79,50
COVENANT HOUSE, 5 PENN PLAZA, NE YORK, NY (https://www.google.com/maps/place/5%20PENN%20PLAZA,NE%20YORK,NY)	Graph	2	\$50,00
ENRIQUE NORTEN ARCHITECTURE, P.C., 227 WEST 29TH STREET, NEW YORK, NY (https://www.google.com/maps/place/227%20WEST%2029TH%20STREET,NEW%20YORK,NY)	Graph	2	\$60,00
ESSENCE COLLECTION INC., 22 W. 27TH STREET, 3 FL, NEW YORK, NY (https://www.google.com/maps/place/22%20W.%2027TH%20STREET,%203%20FL,NEW%20YORK,NY)	Graph	2	\$42,20
FIRST SOFT SOLUTIONS, 59 MAIDEN LANE, NEW YORK, NY (https://www.google.com/maps/place/59%20MAIDEN%20LANE,NEW%20YORK,NY)	Graph	2	\$105,00
GALLEGA SOFTWARE SOLUTIONS INC, 10 HUDSON YARDS, 10TH AVENUE & WEST 30TH STREET, NEW YORK, NY (https://www.google.com/maps/place/10%20HUDSON%20YARDS,%2010TH%20AVENUE%20%26%20WEST%2030TH%20STREET,NEW%20YORK,NY)	Graph	2	\$75,00
GENERATION READY INC, 352 SEVENTH AVE FLOOR 12A, NEW YORK, NY (https://www.google.com/maps/place/352%20SEVENTH%20AVE%20%20FLOOR%2012A,NEW%20YORK,NY)	Graph	2	\$198,20

Employer Name/Worksite Address	Graph	Count	Me Wa
JPMORGAN CHASE & CO., 450 WEST 33RD STREET, NEW YORK, NY (https://www.google.com/maps/place/450%20WEST%2033RD%20STREET,NEW%20YORK,NY)	Graph	2	\$83,11
KAROLINA ZMARLAK LLC, 146 WEST 29 TH ST., NEW YORK, NY (https://www.google.com/maps/place/146%20WEST%2029%20TH%20ST.,NEW%20YORK,NY)	Graph	2	\$80,6f
LHP ARCHITECTS PLLC, 275 SEVENTH AVE, NEW YORK, NY (https://www.google.com/maps/place/275%20SEVENTH%20AVE,NEW%20YORK,NY)	Graph	2	\$42,44
NAIK CONSULTING GROUP, P.C., 253 WEST 35 STREET, NEW YORK, NY (https://www.google.com/maps/place/253%20WEST%2035%20STREET,NEW%20YORK,NY)	Graph	2	\$64,4f
NYC GUITAR SCHOOL INC, 251 WEST 30TH STREET 7TH FLOOR, NYC, NY (https://www.google.com/maps/place/251%20WEST%2030TH%20STREET%207TH%20FLOOR,NYC,NY)	Graph	2	\$23,6f
PEFIN TECHNOLOGIES LLC, 39 WEST 32 STREET, SUITE 1500, NEW YORK, NY (https://www.google.com/maps/place/39%20WEST%2032%20STREET,%20SUITE%201500,NEW%20YORK,NY)	Graph	2	\$67,5f
POPULUS GROUP LLC, MORGAN STANLEY, 1 NY PLAZA, NEW YORK, NY (https://www.google.com/maps/place/MORGAN%20STANLEY,%201%20NY%20PLAZA,NEW%20YORK,NY)	Graph	2	\$172,6
Q4 DESIGNS LLC., 20 W. 33RD ST. 12TH FL., NEW YORK, NY (https://www.google.com/maps/place/20%20W.%2033RD%20ST.%2012TH%20FL.,NEW%20YORK,NY)	Graph	2	\$48,7f
REMEDY BPCI PARTNERS LLC, 275 7TH AVENUE, NEW YORK, NY (https://www.google.com/maps/place/275%207TH%20AVENUE,NEW%20YORK,NY)	Graph	2	\$102,5
SPICA COMPUTERS LLC., 350 5TH AVENUE, NEW YORK, NY (https://www.google.com/maps/place/350%205TH%20AVENUE,NEW%20YORK,NY)	Graph	2	\$53,1f
SRIVEN SYSTEMS, INC, 5 MANHATTAN WEST, NEW YORK, NY (https://www.google.com/maps/place/5%20MANHATTAN%20WEST,NEW%20YORK,NY)	Graph	2	\$95,4f
THOM BROWNE, INC., 240 WEST 35TH STREET, NEW YORK, NY (https://www.google.com/maps/place/240%20WEST%2035TH%20STREET,NEW%20YORK,NY)	Graph	2	\$40,8f
TREBBIANNO LLC, 19 WEST 34TH STREET, NEW YORK, NY (https://www.google.com/maps/place/19%20WEST%2034TH%20STREET,NEW%20YORK,NY)	Graph	2	\$80,0f
VISITING NURSE SERVICE OF NEW YORK HOME CARE II, INC., 1250 BROADWAY, 6TH FL., NEW YORK, NY (https://www.google.com/maps/place/1250%20BROADWAY,%206TH%20FL.,NEW%20YORK,NY)	Graph	2	\$108,2
VISITING NURSE SERVICE OF NEW YORK, 1250 BROADWAY, 20TH FL., NEW YORK, NY (https://www.google.com/maps/place/1250%20BROADWAY,%2020TH%20FL.,NEW%20YORK,NY)	Graph	2	\$77,5f
WIPRO LIMITED, 1 MADISON AVENUE, NEW YORK, NY (https://www.google.com/maps/place/1%20MADISON%20AVENUE,NEW%20YORK,NY)	Graph	2	\$71,7f
BDG MEDIA INC., 158 WEST 27TH STREET, NEW YORK, NY (https://www.google.com/maps/place/158%20WEST%2027TH%20STREET,NEW%20YORK,NY)	Graph	3	\$61,3f
CELCOM SOFTWARE SOLUTIONS INC, 5 PENN PLAZA, 34TH STREET, 8TH AVENUE, NEW YORK, NY (https://www.google.com/maps/place/5%20PENN%20PLAZA,%2034TH%20STREET,%208TH%20AVENUE,NEW%20YORK,NY)	Graph	3	\$79,0f
CYBAGE SOFTWARE INC, XAXIS INC, NEW YORK, NY (https://www.google.com/maps/place/XAXIS%20INC,NEW%20YORK,NY)	Graph	3	\$86,4f
LAR NY LLC, 15 W 27TH ST, NEW YORK, NY (https://www.google.com/maps/place/15%20W%2027TH%20ST,NEW%20YORK,NY)	Graph	3	\$50,0f
LITTLEBITS ELECTRONICS INC., 601 WEST 26TH STREET, NEW YORK, NY (https://www.google.com/maps/place/601%20WEST%2026TH%20STREET,NEW%20YORK,NY)	Graph	3	\$101,8
NEW YORK INSTITUTE OF ENGLISH AND BUSINESS INC, 248 WEST 35TH STREET, NEW YORK, NY (https://www.google.com/maps/place/248%20WEST%2035TH%20STREET,NEW%20YORK,NY)	Graph	3	\$40,9f
PUREPROFILE US INC., 132 W 31ST ST, LEVEL 15, NEW YORK, NY (https://www.google.com/maps/place/132%20W%2031ST%20ST,%20LEVEL%2015,NEW%20YORK,NY)	Graph	3	\$126,6
REMEDY BPCI PARTNERS LLC, 275 7TH AVE., NEW YORK, NY (https://www.google.com/maps/place/275%207TH%20AVE.,NEW%20YORK,NY)	Graph	3	\$118,3
SIMPLEREACH, INC., 122 W. 27TH ST., 7TH FL., NEW YORK, NY (https://www.google.com/maps/place/122%20W.%2027TH%20ST.,%207TH%20FL.,NEW%20YORK,NY)	Graph	3	\$111,6
VISIONET SYSTEMS, INC., ASSOCIATED PRESS, NEW YORK, NY (https://www.google.com/maps/place/ASSOCIATED%20PRESS,NEW%20YORK,NY)	Graph	3	\$71,0f
VISITING NURSE SERVICE OF NEW YORK, 1250 BROADWAY, 21ST FL., NEW YORK, NY (https://www.google.com/maps/place/1250%20BROADWAY,%2021ST%20FL.,NEW%20YORK,NY)	Graph	3	\$114,7
CELCOM SOFTWARE SOLUTIONS, INC., 18TH FLOOR, 5 PENN PLAZA, NEW YORK, NY (https://www.google.com/maps/place/18TH%20FLOOR,%205%20PENN%20PLAZA,NEW%20YORK,NY)	Graph	4	\$89,0f
DIVERTRADING INC, 138 W25TH ST, 10TH FL, NEW YORK, NY (https://www.google.com/maps/place/138%20W25TH%20ST,%2010TH%20FL,NEW%20YORK,NY)	Graph	4	\$52,0f
RISK FOCUS INC., 225 W. 35TH ST., NEW YORK, NY (https://www.google.com/maps/place/225%20W.%2035TH%20ST.,NEW%20YORK,NY)	Graph	4	\$130,0
SHINHAN BANK AMERICA, 330 FIFTH AVE, NEW YORK, NY (https://www.google.com/maps/place/330%20FIFTH%20AVE,NEW%20YORK,NY)	Graph	4	\$47,6f
SMALLARC, INC., 5 PENN PLAZA, NEW YORK, NY (https://www.google.com/maps/place/5%20PENN%20PLAZA,NEW%20YORK,NY)	Graph	4	\$82,6f
AMAZON CORPORATE LLC, 7 W 34TH ST, NEW YORK, NY (https://www.google.com/maps/place/7%20W%2034TH%20ST,NEW%20YORK,NY)	Graph	5	\$98,4f

Employer Name/Worksite Address	Graph	Count	Me Wa
CORP2CORP INC, 10 HUDSON YARDS, NEW YORK, NY (https://www.google.com/maps/place/10%20HUDSON%20YARDS,NEW%20YORK,NY)	Graph	5	\$87,76
ENABIL USA, INC., 22ND FLOOR, 5 PENN PLAZA, NEW YORK, NY (https://www.google.com/maps/place/22ND%20FLOOR,%205%20PENN%20PLAZA,NEW%20YORK,NY)	Graph	5	\$111,6
TATA CONSULTANCY SERVICES LIMITED, 330 MADISON AVE, NEW YORK, NY (https://www.google.com/maps/place/330%20MADISON%20AVE,NEW%20YORK,NY)	Graph	5	\$71,76
CAPGEMINI AMERICA INC, 7 WORLD TRADE CTR, NEW YORK, NY (https://www.google.com/maps/place/7%20WORLD%20TRADE%20CTR,NEW%20YORK,NY)	Graph	6	\$77,36
LANGAN ENGINEERING, ENVIRONMENTAL, SURVEYING LANDSCAPE ARCHITECT. DPC, 21 PENN PLAZA, 360 W. 31ST STREET, NEW YORK, NY (https://www.google.com/maps/place/21%20PENN%20PLAZA,%20360%20W.%2031ST%20STREET,NEW%20YORK,NY)	Graph	6	\$68,66
SYNECHRON, INC., 1132 WEST 31ST STREET, NEW YORK, NY (https://www.google.com/maps/place/1132%20WEST%2031ST%20STREET,NEW%20YORK,NY)	Graph	8	\$83,67
SYNECHRON, INC., 132 WEST 31ST STREET, NEW YORK, NY (https://www.google.com/maps/place/132%20WEST%2031ST%20STREET,NEW%20YORK,NY)	Graph	9	\$85,36
INFOGIX, INC., 5 PENNSYLVANIA PLAZA, NEW YORK, NY (https://www.google.com/maps/place/5%20PENNSYLVANIA%20PLAZA,NEW%20YORK,NY)	Graph	11	\$81,46
REALTEK CONSULTING LLC, 244 5TH AVENUE, K-222, NEW YORK CITY, NY (https://www.google.com/maps/place/244%205TH%20AVENUE,%20K-222,NEW%20YORK%20CITY,NY)	Graph	12	\$74,46
NAGARRO, INC., 5 PENN PLAZA. 23RD FLOO, NEW YORK, NY (https://www.google.com/maps/place/5%20PENN%20PLAZA.%2023RD%20FLOO,NEW%20YORK,NY)	Graph	13	\$78,07
DELOITTE CONSULTING LLP, 4 PENNSYLVANIA PLAZA, NEW YORK, NY (https://www.google.com/maps/place/4%20PENNSYLVANIA%20PLAZA,NEW%20YORK,NY)	Graph	15	\$84,86
HCL AMERICA, INC., 5 PENNSLYVANIA PLAZA, NEW YORK, NY (https://www.google.com/maps/place/5%20PENNSLYVANIA%20PLAZA,NEW%20YORK,NY)	Graph	21	\$59,67
Totals	Graph	327	\$84,96

Latitude: 40.750651 Longitude: -73.935002

Employer Name/Worksite Address	Graph	Count	Mean Wage	Median Wage	Lowest Wage	Highest Wage
FRONTIER-KEMPER CONSTRUCTORS, INC., 29-76 NORTHERN BOULEVARD REAR, LONG ISLAND CITY, NY (https://www.google.com/maps/place/29-76%20NORTHERN%20BOULEVARD%20REAR,LONG%20ISLAND%20CITY,NY)	Graph	1	\$111,238.00	\$111,238.00	\$111,238.00	\$111,238.00
MCSS, INC., 29-76 NORTHERN BLVD, LONG ISLAND CITY, NY (https://www.google.com/maps/place/29-76%20NORTHERN%20BLVD,LONG%20ISLAND%20CITY,NY)	Graph	1	\$80,285.11	\$80,285.11	\$80,285.11	\$80,285.11
Totals	Graph	2	\$95,761.56	\$80,285.11	\$80,285.11	\$111,238.00

Latitude: 40.750654 Longitude: -73.974011

Employer Name/Worksite Address	Graph	Count	Mean Wage	Median Wage	Lowest Wage	Highest Wage
CYGNUS PROFESSIONALS, INC., 219 E 42ND STREET, NEW YORK, NY (https://www.google.com/maps/place/219%20E%2042ND%20STREET,NEW%20YORK,NY)	Graph	2	\$66,000.00	\$66,000.00	\$66,000.00	\$66,000.00
Totals	Graph	2	\$66,000.00	\$66,000.00	\$66,000.00	\$66,000.00

Latitude: 40.750673 Longitude: -73.982851

Employer Name/Worksite Address	Graph	Count	Mean Wage	Median Wage	Lowest Wage	Highest Wage
MARRIOTT INTERNATIONAL, INC., 417 5TH AVENUE, NEW YORK, NY (https://www.google.com/maps/place/417%205TH%20AVENUE,NEW%20YORK,NY)	Graph	2	\$108,994.50	\$105,000.00	\$105,000.00	\$112,989.00
Totals	Graph	2	\$108,994.50	\$105,000.00	\$105,000.00	\$112,989.00

Latitude: 40.750681 Longitude: -73.981898

Employer Name/Employer Address	Graph	Count	Mean Wage	Median Wage	Lowest Wage	Highest Wage
CONCEPT CONSTRUCTION SERVICES INC., 9 EAST 38TH STREET, NEW YORK, NY (https://www.google.com/maps/place/9%20EAST%2038TH%20STREET,NEW%20YORK,NY)	Graph	1	\$58,000.00	\$58,000.00	\$58,000.00	\$58,000.00
Totals	Graph	1	\$58,000.00	\$58,000.00	\$58,000.00	\$58,000.00

Employer Name/Worksite Address	Graph	Count	Mean Wage	Median Wage	Lowest Wage	Highest Wage
CONCEPT CONSTRUCTION SERVICES INC., 9 EAST 38TH STREET, NEW YORK, NY (https://www.google.com/maps/place/9%20EAST%2038TH%20STREET,NEW%20YORK,NY)	Graph	1	\$58,000.00	\$58,000.00	\$58,000.00	\$58,000.00
Totals	Graph	1	\$58,000.00	\$58,000.00	\$58,000.00	\$58,000.00

Latitude: 40.750685 Longitude: -73.974087

Employer Name/Employer Address	Graph	Count	Mean Wage	Median Wage	Lowest Wage	Highest Wage
BSM ASSOCIATES US INC., 205 EAST 42ND STREET, NEW YORK, NY (https://www.google.com/maps/place/205%20EAST%2042ND%20STREET,NEW%20YORK,NY)	Graph	1	\$50,000.00	\$50,000.00	\$50,000.00	\$50,000
ENTRUPY INC., 205 EAST 42ND STREET, NEW YORK, NY (https://www.google.com/maps/place/205%20EAST%2042ND%20STREET,NEW%20YORK,NY)	Graph	1	\$85,000.00	\$85,000.00	\$85,000.00	\$85,000
NEW 2ND CAPITAL ADVISORS LP, 205 EAST 42ND STREET, NEW YORK, NY (https://www.google.com/maps/place/205%20EAST%2042ND%20STREET,NEW%20YORK,NY)	Graph	1	\$100,000.00	\$100,000.00	\$100,000.00	\$100,000
PROFIT & LOSS (US) LTD., 205 EAST 42ND STREET, NEW YORK, NY (https://www.google.com/maps/place/205%20EAST%2042ND%20STREET,NEW%20YORK,NY)	Graph	1	\$75,000.00	\$75,000.00	\$75,000.00	\$75,000
TRANSCENDENT INTERNATIONAL LLC, 205 E. 42ND ST., 16TH FLOOR, NEW YORK, NY (https://www.google.com/maps/place/205%20E.%2042ND%20ST.,%2016TH%20FLOOR,NEW%20YORK,NY)	Graph	1	\$120,000.00	\$120,000.00	\$120,000.00	\$120,000
UNITED WAY OF NEW YORK CITY, 205 EAST 42ND STREET, NEW YORK, NY (https://www.google.com/maps/place/205%20EAST%2042ND%20STREET,NEW%20YORK,NY)	Graph	1	\$82,000.00	\$82,000.00	\$82,000.00	\$82,000
JEWEL CAPITAL INC, 205 EAST 42ND STREET, NEW YORK, NY (https://www.google.com/maps/place/205%20EAST%2042ND%20STREET,NEW%20YORK,NY)	Graph	2	\$58,240.00	\$58,240.00	\$58,240.00	\$58,240
NEW VISIONS FOR PUBLIC SCHOOLS, 205 EAST 42ND STREET, NEW YORK, NY (https://www.google.com/maps/place/205%20EAST%2042ND%20STREET,NEW%20YORK,NY)	Graph	3	\$83,252.67	\$77,000.00	\$70,500.00	\$102,250
TREMOR VIDEO DSP, INC., 205 E 42ND STREET, NEW YORK CITY, NY (https://www.google.com/maps/place/205%20E%2042ND%20STREET,NEW%20YORK%20CITY,NY)	Graph	8	\$116,939.13	\$98,000.00	\$97,968.00	\$137,690
Totals	Graph	19	\$95,460.58	\$98,000.00	\$50,000.00	\$137,690

Employer Name/Worksite Address	Graph	Count	Mean Wage	Median Wage	Lowest Wage	Highest Wage
ELASTICITI INC., 205 E 42ND STREET SUITE 15067, NEW YORK, NY (https://www.google.com/maps/place/205%20E%2042ND%20STREET%20SUITE%2015067,NEW%20YORK,NY)	Graph	1	\$55,744.00	\$55,744.00	\$55,744.00	\$55,744.
NEW 2ND CAPITAL ADVISORS LP, 205 EAST 42ND STREET, NEW YORK, NY (https://www.google.com/maps/place/205%20EAST%2042ND%20STREET,NEW%20YORK,NY)	Graph	9	\$77,639.78	\$77,000.00	\$50,000.00	\$102,250
Totals	Graph	10	\$75,450.20	\$75,000.00	\$50,000.00	\$102,250

Latitude: 40.75071 Longitude: -73.978621

Employer Name/Employer Address	Graph	Count	Mean Wage	Median Wage	Lowest Wage	Highest Wage
NUMERIX LLC, 99 PARK AVENUE, NEW YORK, NY (https://www.google.com/maps/place/99%20PARK%20AVENUE,NEW%20YORK,NY)	Graph	14	\$103,714.29	\$80,000.00	\$70,000.00	\$175,000.00
Totals	Graph	14	\$103,714.29	\$80,000.00	\$70,000.00	\$175,000.00

Employer Name/Worksite Address	Graph	Count	Mean Wage	Median Wage	Lowest Wage	Highest Wage
NUMERIX LLC, 99 PARK AVENUE, 5TH FLOOR, NEW YORK, NY (https://www.google.com/maps/place/99%20PARK%20AVENUE,%205TH%20FLOOR,NEW%20YORK,NY)	Graph	14	\$103,714.29	\$80,000.00	\$70,000.00	\$175,000.00

Employer Name/Worksite Address	Graph	Count	Mean Wage	Median Wage	Lowest Wage	Highest Wage
CALYPSO TECHNOLOGY, INC., 99 PARK AVENUE, NEW YORK, NY (https://www.google.com/maps/place/99%20PARK%20AVENUE,NEW%20YORK,NY)	Graph	33	\$108,943.30	\$96,720.00	\$68,827.00	\$173,400.00
Totals	Graph	47	\$107,385.72	\$93,870.00	\$68,827.00	\$175,000.00

Latitude: 40.750721 Longitude: -73.976656

Employer Name/Worksite Address	Graph	Count	Mean Wage	Median Wage	Lowest Wage	Highest Wage
EMERY MUKENDI WAFWANA & ASSOCIATES, P.C., 370 LEXINGTON AVENUE SUITE 1001, NEW YORK, NY (https://www.google.com/maps/place/370%20LEXINGTON%20AVENUE%20SUITE%201001,NEW%20YORK,NY)	Graph	1	\$47,590.40	\$47,590.40	\$47,590.40	\$47,590.40
TRAVEL TRIPPER LLC, 370 LEXINGTON AVENUE, NEW YORK, NY (https://www.google.com/maps/place/370%20LEXINGTON%20AVENUE,NEW%20YORK,NY)	Graph	3	\$87,333.33	\$85,000.00	\$47,000.00	\$130,000.00
Totals	Graph	4	\$77,397.60	\$47,590.40	\$47,000.00	\$130,000.00

Employer Name/Worksite Address	Graph	Count	Mean Wage	Median Wage	Lowest Wage	Highest Wage
ACCESS COMMUNICATIONS, LLC, 370 LEXINGTON AVE., NEW YORK, NY (https://www.google.com/maps/place/370%20LEXINGTON%20AVE.,NEW%20YORK,NY)	Graph	1	\$86,000.00	\$86,000.00	\$86,000.00	\$86,000.00
COHEN & COMPANY, LTD, 370 LEXINGTON AVENUE, SUITE 1506, NEW YORK, NY (https://www.google.com/maps/place/370%20LEXINGTON%20AVENUE,%20SUITE%201506,NEW%20YORK,NY)	Graph	1	\$120,000.00	\$120,000.00	\$120,000.00	\$120,000.00
EMERY MUKENDI WAFWANA & ASSOCIATES, P.C., 370 LEXINGTON AVENUE SUITE 1001, NEW YORK, NY (https://www.google.com/maps/place/370%20LEXINGTON%20AVENUE%20SUITE%201001,NEW%20YORK,NY)	Graph	1	\$47,590.40	\$47,590.40	\$47,590.40	\$47,590.40
VIRTUSA CORPORATION, 370 LEXINGTON AVE, NEW YORK, NY (https://www.google.com/maps/place/370%20LEXINGTON%20AVE.,NEW%20YORK,NY)	Graph	3	\$154,000.01	\$185,000.00	\$84,000.02	\$193,000.00
TRAVEL TRIPPER LLC, 370 LEXINGTON AVENUE, NEW YORK, NY (https://www.google.com/maps/place/370%20LEXINGTON%20AVENUE,NEW%20YORK,NY)	Graph	4	\$95,500.00	\$85,000.00	\$47,000.00	\$130,000.00
Totals	Graph	10	\$109,759.04	\$86,000.00	\$47,000.00	\$193,000.00

Latitude: 40.750728 Longitude: -73.991501

Employer Name/Worksite Address	Graph	Count	Mean Wage	Median Wage	Lowest Wage	Highest Wage
HILL INTERNATIONAL INC., 250 W 34TH STREET, NEW YORK, NY (https://www.google.com/maps/place/250%20W%2034TH%20STREET,NEW%20YORK,NY)	Graph	3	\$78,466.67	\$83,000.00	\$62,400.00	\$90,000.00
Totals	Graph	3	\$78,466.67	\$83,000.00	\$62,400.00	\$90,000.00

Latitude: 40.750741 Longitude: -73.980457

Employer Name/Worksite Address	Graph	Count	Mean Wage	Median Wage	Lowest Wage	Highest Wage
HEROINE SPORT, INC., 34 EAST 39TH STREET, SUITE 2A, NEW YORK, NY (https://www.google.com/maps/place/34%20EAST%2039TH%20STREET,%20SUITE%202A,NEW%20YORK,NY)	Graph	1	\$50,000.00	\$50,000.00	\$50,000.00	\$50,000.00
HEROINE SPORT, LLC, 34 EAST 39TH STREET, SUITE 2A, NEW YORK, NY (https://www.google.com/maps/place/34%20EAST%2039TH%20STREET,%20SUITE%202A,NEW%20YORK,NY)	Graph	1	\$50,000.00	\$50,000.00	\$50,000.00	\$50,000.00
LEE LITIGATION GROUP, PLLC, 30 EAST 39TH STREET, SECOND FLOOR, NEW YORK, NY (https://www.google.com/maps/place/30%20EAST%2039TH%20STREET,%20SECOND%20FLOOR,NEW%20YORK,NY)	Graph	2	\$50,804.00	\$45,843.20	\$45,843.20	\$50,804.00
Totals	Graph	4	\$50,402.00	\$50,000.00	\$45,843.20	\$50,804.00

Employer Name/Worksite Address	Graph	Count	Mean Wage	Median Wage	Lowest Wage	Highest Wage
HEROINE SPORT, INC., 34 EAST 39TH STREET, SUITE 2A, NEW YORK, NY (https://www.google.com/maps/place/34%20EAST%2039TH%20STREET,%20SUITE%202A,NEW%20YORK,NY)	Graph	2	\$50,000.00	\$50,000.00	\$50,000.00	\$50,000.00
LEE LITIGATION GROUP, PLLC, 30 EAST 39TH STREET, SECOND FLOOR, NEW YORK, NY (https://www.google.com/maps/place/30%20EAST%2039TH%20STREET,%20SECOND%20FLOOR,NEW%20YORK,NY)	Graph	2	\$50,804.00	\$45,843.20	\$45,843.20	\$50,804.00

Employer Name/Worksite Address	Graph	Count	Mean Wage	Median Wage	Lowest Wage	Highest Wage
Totals	Graph	4	\$50,402.00	\$50,000.00	\$45,843.20	\$57,491.20

Latitude: 40.75076 Longitude: -73.985915

Employer Name/Worksite Address	Graph	Count	Mean Wage	Median Wage	Lowest Wage	Highest Wage
GLOBAL BMU LLC, 65 W. 36TH ST., NEW YORK, NY (https://www.google.com/maps/place/65%20W.%2036TH%20ST.,NEW%20YORK,NY)	Graph	1	\$153,000.00	\$153,000.00	\$153,000.00	\$153,000.00
Totals	Graph	1	\$153,000.00	\$153,000.00	\$153,000.00	\$153,000.00

Employer Name/Worksite Address	Graph	Count	Mean Wage	Median Wage	Lowest Wage	Highest Wage
GLOBAL BMU LLC, 65 W. 36TH ST., NEW YORK, NY (https://www.google.com/maps/place/65%20W.%2036TH%20ST.,NEW%20YORK,NY)	Graph	1	\$153,000.00	\$153,000.00	\$153,000.00	\$153,000.00
SEQUOIA GROUP HOLDINGS LLC, 65 WEST 36TH STREET, NEW YORK, NY (https://www.google.com/maps/place/65%20WEST%2036TH%20STREET,NEW%20YORK,NY)	Graph	2	\$78,000.00	\$60,000.00	\$60,000.00	\$96,000.00
Totals	Graph	3	\$103,000.00	\$96,000.00	\$60,000.00	\$153,000.00

Latitude: 40.750761 Longitude: -73.990246

Employer Name/Worksite Address	Graph	Count	Mean Wage	Median Wage	Lowest Wage	Highest Wage
GREATCARE INC., 110 W 34TH STREET, #1207, NEW YORK, NY (https://www.google.com/maps/place/110%20W%2034TH%20STREET,%20#1207,NEW%20YORK,NY)	Graph	1	\$57,491.20	\$57,491.20	\$57,491.20	\$57,491.20
WHITE WINGS CONSULTING LLC, 110 WEST 34TH STREET, NEW YORK, NY (https://www.google.com/maps/place/110%20WEST%2034TH%20STREET,NEW%20YORK,NY)	Graph	2	\$73,000.00	\$73,000.00	\$73,000.00	\$73,000.00
Totals	Graph	3	\$67,830.40	\$73,000.00	\$57,491.20	\$73,000.00

Employer Name/Worksite Address	Graph	Count	Mean Wage	Median Wage	Lowest Wage	Highest Wage
GREATCARE INC., 110 W 34TH STREET, #1207, NEW YORK, NY (https://www.google.com/maps/place/110%20W%2034TH%20STREET,%20#1207,NEW%20YORK,NY)	Graph	1	\$57,491.20	\$57,491.20	\$57,491.20	\$57,491.20
RAYEX INC, 110 WEST,, NEW YORK, NY (https://www.google.com/maps/place/110%20WEST,,NEW%20YORK,NY)	Graph	2	\$73,000.00	\$73,000.00	\$73,000.00	\$73,000.00
WHITE WINGS CONSULTING LLC, 110 WEST 34TH STREET, NEW YORK, NY (https://www.google.com/maps/place/110%20WEST%2034TH%20STREET,NEW%20YORK,NY)	Graph	2	\$73,000.00	\$73,000.00	\$73,000.00	\$73,000.00
RAYEX INC, 110 WEST 34TH STREET, NY, NY (https://www.google.com/maps/place/110%20WEST%2034TH%20STREET,NY,NY)	Graph	3	\$72,000.00	\$72,000.00	\$72,000.00	\$72,000.00
CITY GURUS INC, 110 WEST, 34TH STREET,, NY, NY (https://www.google.com/maps/place/110%20WEST,%2034TH%20STREET,,NY,NY)	Graph	10	\$60,000.00	\$60,000.00	\$60,000.00	\$60,000.00
MALVI SYSTEMS LLC, 110 WEST, 34TH STREET, NEW YORK, NY (https://www.google.com/maps/place/110%20WEST,%2034TH%20STREET,NEW%20YORK,NY)	Graph	33	\$71,030.30	\$71,000.00	\$71,000.00	\$72,000.00
Totals	Graph	51	\$68,813.55	\$71,000.00	\$57,491.20	\$73,000.00

Latitude: 40.750773 Longitude: -73.980688

Employer Name/Worksite Address	Graph	Count	Mean Wage	Median Wage	Lowest Wage	Highest Wage
BLASTING NEWS INC., 261 MADISON AVENUE, NEW YORK, NY (https://www.google.com/maps/place/261%20MADISON%20AVENUE,NEW%20YORK,NY)	Graph	1	\$50,000.00	\$50,000.00	\$50,000.00	\$50,000.00
THE DISPLAY SHOP INC., 261 MADISON AVENUE, NEW YORK, NY (https://www.google.com/maps/place/261%20MADISON%20AVENUE,NEW%20YORK,NY)	Graph	1	\$55,000.00	\$55,000.00	\$55,000.00	\$55,000.00
UBE AMERICA INC., 261 MADISON AVENUE, 28TH FLOOR, NEW YORK, NY (https://www.google.com/maps/place/261%20MADISON%20AVENUE,%2028TH%20FLOOR,NEW%20YORK,NY)	Graph	1	\$57,699.20	\$57,699.20	\$57,699.20	\$57,699.20

Employer Name/Employer Address	Graph	Count	Mean Wage	Median Wage	Lowest Wage	Highes Wage
ZUMA NYC LLC, 261 MADISON AVENUE, NEW YORK, NY (https://www.google.com/maps/place/261%20MADISON%20AVENUE,NEW%20YORK,NY)	Graph	4	\$72,000.00	\$71,500.00	\$60,000.00	\$85,000.00
MEIXIN GROUP, INC., 261 MADISON AVENUE, NEW YORK, NY (https://www.google.com/maps/place/261%20MADISON%20AVENUE,NEW%20YORK,NY)	Graph	6	\$62,510.93	\$62,961.60	\$38,771.00	\$95,160.00
TARGET HEALTH, INC., 261 MADISON AVENUE, 24TH FLOOR, NEW YORK, NY (https://www.google.com/maps/place/261%20MADISON%20AVENUE,%2024TH%20FLOOR,NEW%20YORK,NY)	Graph	9	\$56,735.44	\$57,491.00	\$50,939.00	\$61,734.00
Totals	Graph	22	\$60,744.72	\$57,491.00	\$38,771.00	\$95,160.00

Employer Name/Worksite Address	Graph	Count	Mean Wage	Median Wage	Lowest Wage	Highes Wage
UBE AMERICA INC., 261 MADISON AVENUE, 28TH FLOOR, NEW YORK, NY (https://www.google.com/maps/place/261%20MADISON%20AVENUE,%2028TH%20FLOOR,NEW%20YORK,NY)	Graph	1	\$57,699.20	\$57,699.20	\$57,699.20	\$57,699.20
WESSCO INTERNATIONAL, 261 MADISON AVE, NEW YORK, NY (https://www.google.com/maps/place/261%20MADISON%20AVE,NEW%20YORK,NY)	Graph	1	\$93,000.00	\$93,000.00	\$93,000.00	\$93,000.00
BLASTING NEWS INC., 261 MADISON AVENUE, NEW YORK, NY (https://www.google.com/maps/place/261%20MADISON%20AVENUE,NEW%20YORK,NY)	Graph	5	\$67,600.00	\$71,500.00	\$50,000.00	\$85,000.00
Totals	Graph	7	\$69,814.17	\$71,500.00	\$50,000.00	\$93,000.00

Latitude: 40.750786 Longitude: -73.988923

Employer Name/Employer Address	Graph	Count	Mean Wage	Median Wage	Lowest Wage	High Wage
INTERSECTION DESIGN AND TECHNOLOGY, INC., 10 HUDSON YARDS, NEW YORK, NY (https://www.google.com/maps/place/10%20HUDSON%20YARDS,NEW%20YORK,NY)	Graph	1	\$125,000.00	\$125,000.00	\$125,000.00	\$125,000.00
INTERSECTION PARENT INC., 10 HUDSON YARDS, NEW YORK, NY (https://www.google.com/maps/place/10%20HUDSON%20YARDS,NEW%20YORK,NY)	Graph	1	\$160,000.00	\$160,000.00	\$160,000.00	\$160,000.00
STUART WEITZMAN HOLDINGS LLC, 10 HUDSON YARDS, NEW YORK, NY (https://www.google.com/maps/place/10%20HUDSON%20YARDS,NEW%20YORK,NY)	Graph	1	\$103,147.00	\$103,147.00	\$103,147.00	\$103,147.00
VAYNERMEDIA, LLC, 10 HUDSON YARDS, NEW YORK, NY (https://www.google.com/maps/place/10%20HUDSON%20YARDS,NEW%20YORK,NY)	Graph	1	\$82,150.00	\$82,150.00	\$82,150.00	\$82,150.00
SAP GLOBAL MARKETING, INC., 10 HUDSON YARDS, NEW YORK, NY (https://www.google.com/maps/place/10%20HUDSON%20YARDS,NEW%20YORK,NY)	Graph	2	\$112,756.50	\$55,000.00	\$55,000.00	\$170,500.00
COACH, INC., 10 HUDSON YARDS, 19TH FLOOR, NEW YORK, NY (https://www.google.com/maps/place/10%20HUDSON%20YARDS,%2019TH%20FLOOR,NEW%20YORK,NY)	Graph	4	\$122,917.50	\$113,600.00	\$94,070.00	\$160,000.00
L'OREAL USA, INC., 10 HUDSON YARDS, NEW YORK, NY (https://www.google.com/maps/place/10%20HUDSON%20YARDS,NEW%20YORK,NY)	Graph	6	\$132,869.67	\$109,242.00	\$38,771.00	\$280,000.00
COACH, INC., 10 HUDSON YARDS, NEW YORK, NY (https://www.google.com/maps/place/10%20HUDSON%20YARDS,NEW%20YORK,NY)	Graph	17	\$155,745.19	\$84,198.00	\$38,896.00	\$1,350,000.00
Totals	Graph	33	\$140,374.74	\$109,242.00	\$38,771.00	\$1,350,000.00

Employer Name/Worksite Address	Graph	Count	Mean Wage	Median Wage	Lowest Wage	High Wage
COACH, INC., 10 HUDSON YARDS, 19TH FLOOR, NEW YORK, NY (https://www.google.com/maps/place/10%20HUDSON%20YARDS,%2019TH%20FLOOR,NEW%20YORK,NY)	Graph	1	\$113,600.00	\$113,600.00	\$113,600.00	\$113,600.00
DIZER CORP, 10 HUDSON YARDS, NEWYORK, NY (https://www.google.com/maps/place/10%20HUDSON%20YARDS,NEWYORK,NY)	Graph	1	\$72,000.00	\$72,000.00	\$72,000.00	\$72,000.00
L'OREAL USA, INC., 10 HUDSON YARDS., NEW YORK, NY (https://www.google.com/maps/place/10%20HUDSON%20YARDS.,NEW%20YORK,NY)	Graph	1	\$147,243.00	\$147,243.00	\$147,243.00	\$147,243.00
MINDTREE LIMITED, 10 HUDSON YARD, NEW YORK, NY (https://www.google.com/maps/place/10%20HUDSON%20YARD,NEW%20YORK,NY)	Graph	20	\$86,653.00	\$86,653.00	\$86,653.00	\$86,653.00
V-SOFT CONSULTING GROUP, INC, 10 HUDSON YARDS, NEW YORK, NY (https://www.google.com/maps/place/10%20HUDSON%20YARDS,NEW%20YORK,NY)	Graph	397	\$119,705.36	\$104,936.00	\$38,896.00	\$1,350,000.00
Totals	Graph	420	\$118,068.88	\$104,936.00	\$38,896.00	\$1,350,000.00

Latitude: 40.750786 Longitude: -73.987824

Employer Name/Employer Address	Graph	Count	Mean Wage	Median Wage	Lowest Wage	Highest Wage
CHARLES RIZZO & ASSOCIATES OF NY INC, 1333 BROADWAY, NEW YORK, NY (https://www.google.com/maps/place/1333%20BROADWAY,NEW%20YORK,NY)	Graph	1	\$108,160.00	\$108,160.00	\$108,160.00	\$108,160.00
CODE GREEN SOLUTIONS, 1333 BROADWAY, NEW YORK, NY (https://www.google.com/maps/place/1333%20BROADWAY,NEW%20YORK,NY)	Graph	1	\$58,400.00	\$58,400.00	\$58,400.00	\$58,400.00
CODE GREEN SOLUTIONS, INC, 1333 BROADWAY, NEW YORK, NY (https://www.google.com/maps/place/1333%20BROADWAY,NEW%20YORK,NY)	Graph	1	\$59,000.00	\$59,000.00	\$59,000.00	\$59,000.00
CODEGREEN SOLUTIONS, 1333 BROADWAY, SUITE 516, NEW YORK, NY (https://www.google.com/maps/place/1333%20BROADWAY,%20SUITE%20516,NEW%20YORK,NY)	Graph	1	\$63,000.00	\$63,000.00	\$63,000.00	\$63,000.00
JORDACHE ENTERPRISES, INC., 140 BROADWAY, NEW YORK, NY (https://www.google.com/maps/place/140%20BROADWAY,NEW%20YORK,NY)	Graph	1	\$65,000.00	\$65,000.00	\$65,000.00	\$65,000.00
LEVY GROUP INC., 1333 BROADWAY, NEW YORK, NY (https://www.google.com/maps/place/1333%20BROADWAY,NEW%20YORK,NY)	Graph	1	\$150,000.00	\$150,000.00	\$150,000.00	\$150,000.00
PRINCETON CONSULTING, LLC, 1333 BROADWAY, NEW YORK, NY (https://www.google.com/maps/place/1333%20BROADWAY,NEW%20YORK,NY)	Graph	1	\$133,120.00	\$133,120.00	\$133,120.00	\$133,120.00
THE LEVY GROUP INC., 1333 BROADWAY, NEW YORK, NY (https://www.google.com/maps/place/1333%20BROADWAY,NEW%20YORK,NY)	Graph	1	\$225,000.00	\$225,000.00	\$225,000.00	\$225,000.00
ACTIVE HEALTH MANAGEMENT, 1333 BROADWAY, NEW YORK, NY (https://www.google.com/maps/place/1333%20BROADWAY,NEW%20YORK,NY)	Graph	3	\$129,260.67	\$114,098.00	\$112,000.00	\$161,684.00
Totals	Graph	11	\$113,587.45	\$112,000.00	\$58,400.00	\$225,000.00

Employer Name/Worksite Address	Graph	Count	Mean Wage	Median Wage	Lowest Wage	Highest Wage
CODEGREEN SOLUTIONS, 1333 BROADWAY, SUITE 516, NEW YORK, NY (https://www.google.com/maps/place/1333%20BROADWAY,%20SUITE%20516,NEW%20YORK,NY)	Graph	1	\$63,000.00	\$63,000.00	\$63,000.00	\$63,000.00
QUINTRIX SOLUTIONS INC., 1331 BROADWAY, NEW YORK, NY (https://www.google.com/maps/place/1331%20BROADWAY,NEW%20YORK,NY)	Graph	1	\$75,000.00	\$75,000.00	\$75,000.00	\$75,000.00
CLOUDRAY, INC., 1333 BROADWAY, NEW YORK CITY, NY (https://www.google.com/maps/place/1333%20BROADWAY,NEW%20YORK%20CITY,NY)	Graph	3	\$67,333.33	\$67,000.00	\$67,000.00	\$68,000.00
ANJANEYAP, INC, 1333 BROADWAY, NEW YORK, NY (https://www.google.com/maps/place/1333%20BROADWAY,NEW%20YORK,NY)	Graph	25	\$82,460.58	\$75,000.00	\$58,400.00	\$225,000.00
Totals	Graph	30	\$80,050.49	\$70,698.00	\$58,400.00	\$225,000.00

Latitude: 40.750788 Longitude: -73.98084

Employer Name/Employer Address	Graph	Count	Mean Wage	Median Wage	Lowest Wage	Highest Wage
BOILL HOLDING USA INC., 260 MADISON AVENUE, NEW YORK, NY (https://www.google.com/maps/place/260%20MADISON%20AVENUE,NEW%20YORK,NY)	Graph	1	\$75,000.00	\$75,000.00	\$75,000.00	\$75,000.00
GLOBAL MAXIMUM EDUCATIONAL OPPORTUNITIES, INC. (G-MEO), 260 MADISON AVENUE, NEW YORK, NY (https://www.google.com/maps/place/260%20MADISON%20AVENUE,NEW%20YORK,NY)	Graph	1	\$44,300.00	\$44,300.00	\$44,300.00	\$44,300.00
GLOBAL MAXIMUM EDUCATIONAL OPPORTUNITIES, INC., 260 MADISON AVENUE, NEW YORK, NY (https://www.google.com/maps/place/260%20MADISON%20AVENUE,NEW%20YORK,NY)	Graph	1	\$55,972.80	\$55,972.80	\$55,972.80	\$55,972.80
PAGEUP PEOPLE INC., 260 MADISON AVENUE, NEW YORK, NY (https://www.google.com/maps/place/260%20MADISON%20AVENUE,NEW%20YORK,NY)	Graph	1	\$84,900.00	\$84,900.00	\$84,900.00	\$84,900.00
REMO ENTERPRISES LLC, 260 MADISON AVENUE, SUITE 204, NEW YORK, NY (https://www.google.com/maps/place/260%20MADISON%20AVENUE,%20SUITE%20204,NEW%20YORK,NY)	Graph	1	\$108,680.00	\$108,680.00	\$108,680.00	\$108,680.00
STAR BULK USA LLC, 260 MADISON AVENUE, NEW YORK, NY (https://www.google.com/maps/place/260%20MADISON%20AVENUE,NEW%20YORK,NY)	Graph	1	\$79,123.00	\$79,123.00	\$79,123.00	\$79,123.00
THE SOLOMON-PAGE GROUP LLC, 260 MADISON AVE., NEW YORK, NY (https://www.google.com/maps/place/260%20MADISON%20AVE.,NEW%20YORK,NY)	Graph	1	\$114,400.00	\$114,400.00	\$114,400.00	\$114,400.00
TRESVISTA LLC, 260 MADISON AVENUE, NEW YORK, NY (https://www.google.com/maps/place/260%20MADISON%20AVENUE,NEW%20YORK,NY)	Graph	1	\$125,000.00	\$125,000.00	\$125,000.00	\$125,000.00
ACCOUNTING FULFILLMENT SERVICES, LLC, 260 MADISON AVENUE, NEW YORK, NY (https://www.google.com/maps/place/260%20MADISON%20AVENUE,NEW%20YORK,NY)	Graph	2	\$56,000.00	\$56,000.00	\$56,000.00	\$56,000.00

Employer Name/Employer Address	Graph	Count	Mean Wage	Median Wage	Lowest Wage	Highest Wage
SOLOMON PAGE GROUP LLC, 260 MADISON AVENUE, NEW YORK, NY (https://www.google.com/maps/place/260%20MADISON%20AVENUE,NEW%20YORK,NY)	Graph	3	\$183,331.00	\$208,000.00	\$133,993.00	\$208,000.00
SOLOMON PAGE GROUP, LLC, 260 MADISON AVENUE, NEW YORK, NY (https://www.google.com/maps/place/260%20MADISON%20AVENUE,NEW%20YORK,NY)	Graph	3	\$92,666.67	\$93,600.00	\$70,000.00	\$114,400.00
Totals	Graph	16	\$101,710.55	\$84,900.00	\$44,300.00	\$208,000.00

Employer Name/Worksite Address	Graph	Count	Mean Wage	Median Wage	Lowest Wage	Highest Wage
PACIFIC LIFE INSURANCE COMPANY, 260 MADISON AVE, NEW YORK, NY (https://www.google.com/maps/place/260%20MADISON%20AVE,NEW%20YORK,NY)	Graph	1	\$115,000.00	\$115,000.00	\$115,000.00	\$115,000.00
GIDI COHEN ENTERPRISES, 260 MADISON AVENUE, SUITE 204, NEW YORK, NY (https://www.google.com/maps/place/260%20MADISON%20AVENUE,%20SUITE%20204,NEW%20YORK,NY)	Graph	2	\$104,340.00	\$100,000.00	\$100,000.00	\$108,680.00
KANSARA SYSTEMS INC., 260 MADISON AVE., NEW YORK, NY (https://www.google.com/maps/place/260%20MADISON%20AVE.,NEW%20YORK,NY)	Graph	3	\$90,813.00	\$90,813.00	\$90,813.00	\$90,813.00
TRESVISTA LLC, 260 MADISON AVENUE, NEW YORK, NY (https://www.google.com/maps/place/260%20MADISON%20AVENUE,NEW%20YORK,NY)	Graph	9	\$72,311.76	\$56,000.00	\$44,300.00	\$125,000.00
Totals	Graph	15	\$83,128.32	\$90,813.00	\$44,300.00	\$125,000.00

Latitude: 40.750807 Longitude: -74.003584

Employer Name/Employer Address	Graph	Count	Mean Wage	Median Wage	Lowest Wage	Highest Wage
PINCH FOOD DESIGN LLC, 545 WEST 27TH STREET, NEW YORK, NY (https://www.google.com/maps/place/545%20WEST%2027TH%20STREET,NEW%20YORK,NY)	Graph	2	\$142,500.00	\$45,000.00	\$45,000.00	\$240,000.00
Totals	Graph	2	\$142,500.00	\$45,000.00	\$45,000.00	\$240,000.00

Employer Name/Worksite Address	Graph	Count	Mean Wage	Median Wage	Lowest Wage	Highest Wage
PINCH FOOD DESIGN LLC, 545 WEST 27TH STREET, NEW YORK, NY (https://www.google.com/maps/place/545%20WEST%2027TH%20STREET,NEW%20YORK,NY)	Graph	1	\$45,000.00	\$45,000.00	\$45,000.00	\$45,000.00
Totals	Graph	1	\$45,000.00	\$45,000.00	\$45,000.00	\$45,000.00

Latitude: 40.750808 Longitude: -73.977571

Employer Name/Worksite Address	Graph	Count	Mean Wage	Median Wage	Lowest Wage	Highest Wage
JEAN MARTIN INC, 101 PARK AVE, NEW YORK, NY (https://www.google.com/maps/place/101%20PARK%20AVE,NEW%20YORK,NY)	Graph	1	\$65,645.00	\$65,645.00	\$65,645.00	\$65,645.00
NEZU ASIA CAPITAL MANAGEMENT LLC, 101 PARK AVENUE, NEW YORK, NY (https://www.google.com/maps/place/101%20PARK%20AVENUE,NEW%20YORK,NY)	Graph	1	\$175,000.00	\$175,000.00	\$175,000.00	\$175,000.00
TATA CONSULTANCY SERVICES LIMITED, 1325 PATERSON PLANK RD, NEW YORK, NY (https://www.google.com/maps/place/1325%20PATERSON%20PLANK%20RD,NEW%20YORK,NY)	Graph	7	\$79,768.00	\$79,768.00	\$79,768.00	\$79,768.00
Totals	Graph	9	\$88,780.11	\$79,768.00	\$65,645.00	\$175,000.00

Latitude: 40.750819 Longitude: -73.984476

Employer Name/Employer Address	Graph	Count	Mean Wage	Median Wage	Lowest Wage	Highest Wage
BLUE LEAF GROUP INC, 40 W. 37TH STREET, NEW YORK, NY (https://www.google.com/maps/place/40%20W.%2037TH%20STREET,NEW%20YORK,NY)	Graph	1	\$46,820.80	\$46,820.80	\$46,820.80	\$46,820.80
Totals	Graph	1	\$46,820.80	\$46,820.80	\$46,820.80	\$46,820.80

Employer Name/Worksite Address	Graph	Count	Mean Wage	Median Wage	Lowest Wage	Highest Wage
BLUE LEAF GROUP INC, 40 W. 37TH STREET, NEW YORK, NY (https://www.google.com/maps/place/40%20W.%2037TH%20STREET,NEW%20YORK,NY)	Graph	1	\$46,820.80	\$46,820.80	\$46,820.80	\$46,820.80
Totals	Graph	1	\$46,820.80	\$46,820.80	\$46,820.80	\$46,820.80

Latitude: 40.75083 Longitude: -73.970752

Employer Name/Worksite Address	Graph	Count	Mean Wage	Median Wage	Lowest Wage	Highest Wage
ADVANCED TECHNOLOGY CONSULTING SERVICE, INC., 323 44TH STREET, NEW YORK, NY (https://www.google.com/maps/place/323%2044TH%20STREET,NEW%20YORK,NY)	Graph	1	\$74,277.00	\$74,277.00	\$74,277.00	\$74,277.00
Totals	Graph	1	\$74,277.00	\$74,277.00	\$74,277.00	\$74,277.00

Latitude: 40.750847 Longitude: -73.974384

Employer Name/Worksite Address	Graph	Count	Mean Wage	Median Wage	Lowest Wage	Highest Wage
TRANSCENDENT INTERNATIONAL LLC, 205 E. 42ND ST., 16TH FLOOR, NEW YORK, NY (https://www.google.com/maps/place/205%20E.%2042ND%20ST.,%2016TH%20FLOOR,NEW%20YORK,NY)	Graph	1	\$120,000.00	\$120,000.00	\$120,000.00	\$120,000.00
Totals	Graph	1	\$120,000.00	\$120,000.00	\$120,000.00	\$120,000.00

Latitude: 40.750866 Longitude: -74.005985

Employer Name/Worksite Address	Graph	Count	Mean Wage	Median Wage	Lowest Wage	Highest Wage
CROSSBORDERS LLC, 610 WEST 26TH STREET, NEW YORK, NY (https://www.google.com/maps/place/610%20WEST%2026TH%20STREET,NEW%20YORK,NY)	Graph	1	\$113,400.00	\$113,400.00	\$113,400.00	\$113,400.00
LORHAN CORPORATION INC., 610 W 26TH STREET, NEW YORK, NY (https://www.google.com/maps/place/610%20W%2026TH%20STREET,NEW%20YORK,NY)	Graph	1	\$65,000.00	\$65,000.00	\$65,000.00	\$65,000.00
Totals	Graph	2	\$89,200.00	\$65,000.00	\$65,000.00	\$113,400.00

Latitude: 40.750896 Longitude: -73.978486

Employer Name/Employer Address	Graph	Count	Mean Wage	Median Wage	Lowest Wage	Highest Wage
NEZU ASIA CAPITAL MANAGEMENT LLC, 101 PARK AVENUE, NEW YORK, NY (https://www.google.com/maps/place/101%20PARK%20AVENUE,NEW%20YORK,NY)	Graph	1	\$175,000.00	\$175,000.00	\$175,000.00	\$175,000.00
TIGER PACIFIC CAPITAL LP, 101 PARK AVENUE 33RD FLOOR, NEW YORK, NY (https://www.google.com/maps/place/101%20PARK%20AVENUE%2033RD%20FLOOR,NEW%20YORK,NY)	Graph	1	\$100,000.00	\$100,000.00	\$100,000.00	\$100,000.00
TIGER PACIFIC CAPITAL, LP, 101 PARK AVENUE, NEW YORK, NY (https://www.google.com/maps/place/101%20PARK%20AVENUE,NEW%20YORK,NY)	Graph	1	\$140,000.00	\$140,000.00	\$140,000.00	\$140,000.00
TIGER MANAGEMENT LLC, 101 PARK AVENUE, NEW YORK, NY (https://www.google.com/maps/place/101%20PARK%20AVENUE,NEW%20YORK,NY)	Graph	2	\$134,045.50	\$133,141.00	\$133,141.00	\$134,950.00
CURTIS, MALLET-PREVOST, COLE & MOSLE LLP, 101 PARK AVENUE, NEW YORK, NY (https://www.google.com/maps/place/101%20PARK%20AVENUE,NEW%20YORK,NY)	Graph	3	\$152,368.00	\$123,552.00	\$123,552.00	\$210,000.00
CURTIS, MALLET-PREVOST, COLT & MOSLE LLP, 101 PARK AVENUE, NEW YORK, NY (https://www.google.com/maps/place/101%20PARK%20AVENUE,NEW%20YORK,NY)	Graph	8	\$181,250.00	\$180,000.00	\$125,000.00	\$245,000.00
Totals	Graph	16	\$161,887.19	\$175,000.00	\$100,000.00	\$245,000.00

Employer Name/Worksite Address	Graph	Count	Mean Wage	Median Wage	Lowest Wage	Highest Wage
TIGER PACIFIC CAPITAL LP, 101 PARK AVENUE 33RD FLOOR, NEW YORK, NY (https://www.google.com/maps/place/101%20PARK%20AVENUE%2033RD%20FLOOR,NEW%20YORK,NY)	Graph	1	\$100,000.00	\$100,000.00	\$100,000.00	\$100,000.00
YASH SOLUTIONS, LLC, 101 PARK AVE, NEW YORK, NY (https://www.google.com/maps/place/101%20PARK%20AVE,NEW%20YORK,NY)	Graph	2	\$74,193.50	\$61,734.00	\$61,734.00	\$86,653.00

Employer Name/Worksite Address	Graph	Count	Mean Wage	Median Wage	Lowest Wage	Highes Wage
CURTIS, MALLET-PREVOST, COLE & MOSLE LLP, 101 PARK AVENUE, NEW YORK, NY (https://www.google.com/maps/place/101%20PARK%20AVENUE,NEW%20YORK,NY)	Graph	31	\$171,006.29	\$172,000.00	\$75,000.00	\$280,000.00
Totals	Graph	34	\$163,223.00	\$172,000.00	\$61,734.00	\$280,000.00

Latitude: 40.750902 Longitude: -73.984333

Employer Name/Employer Address	Graph	Count	Mean Wage	Median Wage	Lowest Wage	Highest Wage
EZRASONS, INC., 37 WEST 37TH STREET, NEW YORK, NY (https://www.google.com/maps/place/37%20WEST%2037TH%20STREET,NEW%20YORK,NY)	Graph	1	\$85,280.00	\$85,280.00	\$85,280.00	\$85,280.00
KIM SEYBERT, INC., 37 WEST 37TH STREET, NEW YORK, NY (https://www.google.com/maps/place/37%20WEST%2037TH%20STREET,NEW%20YORK,NY)	Graph	1	\$88,379.00	\$88,379.00	\$88,379.00	\$88,379.00
KW FASHION CORP., 37 W. 37TH ST., NEW YORK, NY (https://www.google.com/maps/place/37%20W.%2037TH%20ST.,NEW%20YORK,NY)	Graph	1	\$53,934.40	\$53,934.40	\$53,934.40	\$53,934.40
KW FASHION CORP., 37 W 37TH STREET, NEW YORK, NY (https://www.google.com/maps/place/37%20W%2037TH%20STREET,NEW%20YORK,NY)	Graph	2	\$50,380.00	\$45,760.00	\$45,760.00	\$55,000.00
Totals	Graph	5	\$65,670.68	\$55,000.00	\$45,760.00	\$88,379.00

Employer Name/Worksite Address	Graph	Count	Mean Wage	Median Wage	Lowest Wage	Highest Wage
SYNOPSYS, INC., 37 WEST 37TH ST, NEW YORK, NY (https://www.google.com/maps/place/37%20WEST%2037TH%20ST,NEW%20YORK,NY)	Graph	25	\$97,760.00	\$97,760.00	\$97,760.00	\$97,760.00
EZRASONS, INC., 37 WEST 37TH STREET, NEW YORK, NY (https://www.google.com/maps/place/37%20WEST%2037TH%20STREET,NEW%20YORK,NY)	Graph	42	\$96,635.24	\$97,760.00	\$63,000.00	\$97,760.00
SYNOPSYS, INC., 37 W 37TH STREET, NEW YORK, NY (https://www.google.com/maps/place/37%20W%2037TH%20STREET,NEW%20YORK,NY)	Graph	42	\$95,503.81	\$97,760.00	\$45,760.00	\$97,760.00
SYNOPSYS, INC., 37 WEST 37TH ST., NEW YORK, NY (https://www.google.com/maps/place/37%20WEST%2037TH%20ST.,NEW%20YORK,NY)	Graph	83	\$130,127.71	\$118,934.00	\$97,760.00	\$143,749.00
Totals	Graph	192	\$111,012.71	\$97,760.00	\$45,760.00	\$143,749.00

Latitude: 40.750905 Longitude: -73.982845

Employer Name/Employer Address	Graph	Count	Mean Wage	Median Wage	Lowest Wage	Highest Wage
SOCCER UNITED MARKETING, 420 FIFTH AVE., 7TH FLOOR, NEW YORK, NY (https://www.google.com/maps/place/420%20FIFTH%20AVE.,%207TH%20FLOOR,NEW%20YORK,NY)	Graph	1	\$169,950.00	\$169,950.00	\$169,950.00	\$169,950.00
THE ROCKEFELLER FOUNDATION, 420 FIFTH AVENUE, NEW YORK, NY (https://www.google.com/maps/place/420%20FIFTH%20AVENUE,NEW%20YORK,NY)	Graph	2	\$100,390.00	\$80,000.00	\$80,000.00	\$120,780.00
MEDITERRANEAN SHIPPING COMPANY (USA), INC., 420 FIFTH AVENUE, NEW YORK, NY (https://www.google.com/maps/place/420%20FIFTH%20AVENUE,NEW%20YORK,NY)	Graph	10	\$45,220.18	\$41,000.00	\$40,841.00	\$55,000.00
Totals	Graph	13	\$63,302.45	\$48,776.00	\$40,841.00	\$169,950.00

Employer Name/Worksite Address	Graph	Count	Mean Wage	Median Wage	Lowest Wage	Highest Wage
ROCKEFELLER PHILANTHROPY ADVISORS, INC., 420 FIFTH AVENUE, FLOOR 19, NEW YORK, NY (https://www.google.com/maps/place/420%20FIFTH%20AVENUE,%20FLOOR%2019,NEW%20YORK,NY)	Graph	1	\$150,000.00	\$150,000.00	\$150,000.00	\$150,000.00
SOCCER UNITED MARKETING, 420 FIFTH AVE., 7TH FLOOR, NEW YORK, NY (https://www.google.com/maps/place/420%20FIFTH%20AVE.,%207TH%20FLOOR,NEW%20YORK,NY)	Graph	1	\$169,950.00	\$169,950.00	\$169,950.00	\$169,950.00
LUXOTTICA RETAIL NORTH AMERICA INC., 420 5TH AVENUE, NEW YORK, NY (https://www.google.com/maps/place/420%205TH%20AVENUE,NEW%20YORK,NY)	Graph	2	\$115,000.00	\$110,000.00	\$110,000.00	\$120,000.00
MEDITERRANEAN SHIPPING COMPANY (USA), INC., 420 FIFTH AVENUE, NEW YORK, NY (https://www.google.com/maps/place/420%20FIFTH%20AVENUE,NEW%20YORK,NY)	Graph	13	\$58,075.52	\$48,776.00	\$40,841.00	\$120,780.00
DELOITTE CONSULTING LLP, 425 5TH AVENUE, NEW YORK, NY (https://www.google.com/maps/place/425%205TH%20AVENUE,NEW%20YORK,NY)	Graph	15	\$110,718.00	\$110,718.00	\$110,718.00	\$110,718.00

Employer Name/Worksite Address	Graph	Count	Mean Wage	Median Wage	Lowest Wage	Highest Wage
Totals	Graph	32	\$92,678.18	\$110,718.00	\$40,841.00	\$169,950.00

Latitude: 40.750932 Longitude: -74.005584

Employer Name/Worksite Address	Graph	Count	Mean Wage	Median Wage	Lowest Wage	Highest Wage
INFOSYS LIMITED, 601 W 26TH ST, NEW YORK, NY (https://www.google.com/maps/place/601+W+26TH+ST,NEW+YORK,NY)	Graph	22	\$86,010.77	\$84,864.00	\$69,807.00	\$104,936.00
Totals	Graph	22	\$86,010.77	\$84,864.00	\$69,807.00	\$104,936.00

Latitude: 40.750933 Longitude: -73.996605

Employer Name/Employer Address	Graph	Count	Mean Wage	Median Wage	Lowest Wage	Highest Wage
LORING CONSULTING ENGINEERS, INC., 360 W. 31ST STREET, 14TH FLOOR, NEW YORK, NY (https://www.google.com/maps/place/360+W.+31ST+STREET,14TH+FLOOR,NEW+YORK,NY)	Graph	5	\$66,764.00	\$61,069.00	\$61,069.00	\$89,544.00
Totals	Graph	5	\$66,764.00	\$61,069.00	\$61,069.00	\$89,544.00

Employer Name/Worksite Address	Graph	Count	Mean Wage	Median Wage	Lowest Wage
JENSEN HUGHES, INC., 360 W. 31ST STREET, NEW YORK, NY (https://www.google.com/maps/place/360+W.+31ST+STREET,NEW+YORK,NY)	Graph	1	\$110,313.00	\$110,313.00	\$110,313.00
LORING CONSULTING ENGINEERS, INC., 360 WEST 31ST ST., 14TH FLOOR, NEW YORK, NY (https://www.google.com/maps/place/360+W+31ST+STREET,14TH+FLOOR,NEW+YORK,NY)	Graph	1	\$89,544.00	\$89,544.00	\$89,544.00
LORING CONSULTING ENGINEERS, INC., 360 WEST 31ST STREET, 14TH FLOOR, NEW YORK, NY (https://www.google.com/maps/place/360+W+31ST+STREET,14TH+FLOOR,NEW+YORK,NY)	Graph	3	\$61,069.00	\$61,069.00	\$61,069.00
Totals	Graph	5	\$76,612.80	\$61,069.00	\$61,069.00

Latitude: 40.750973 Longitude: -73.978593

Employer Name/Employer Address	Graph	Count	Mean Wage	Median Wage	Lowest Wage	Highest Wage
NESPRESSO USA, INC., 100 PARK AVENUE, NEW YORK, NY (https://www.google.com/maps/place/100+PARK+AVENUE,NEW+YORK,NY)	Graph	1	\$80,000.00	\$80,000.00	\$80,000.00	\$80,000.00
PREMIER ACCESS INC., 100 PARK AVENUE, NEW YORK, NY (https://www.google.com/maps/place/100+PARK+AVENUE,NEW+YORK,NY)	Graph	1	\$60,000.00	\$60,000.00	\$60,000.00	\$60,000.00
TOWNHOUSE PARTNERS CONSULTING, LLC, 100 PARK AVENUE, NEW YORK, NY (https://www.google.com/maps/place/100+PARK+AVENUE,NEW+YORK,NY)	Graph	1	\$85,000.00	\$85,000.00	\$85,000.00	\$85,000.00
HAITOU INC., 100 PARK AVE SUITE 1660, NEW YORK, NY (https://www.google.com/maps/place/100+PARK+AVE+SUITE+1660,NEW+YORK,NY)	Graph	2	\$57,200.00	\$47,840.00	\$47,840.00	\$66,560.00
WPP GROUP USA INC., 100 PARK AVE, NEW YORK, NY (https://www.google.com/maps/place/100+PARK+AVE,NEW+YORK,NY)	Graph	3	\$61,000.00	\$61,000.00	\$61,000.00	\$61,000.00
WPP GROUP USA, INC., 100 PARK AVENUE, NEW YORK, NY (https://www.google.com/maps/place/100+PARK+AVENUE,NEW+YORK,NY)	Graph	4	\$142,054.50	\$130,000.00	\$113,300.00	\$170,000.00
ABN AMRO HOLDINGS USA LLC, 100 PARK AVENUE, NEW YORK, NY (https://www.google.com/maps/place/100+PARK+AVENUE,NEW+YORK,NY)	Graph	6	\$131,023.40	\$105,000.00	\$82,528.38	\$227,178.00
Totals	Graph	18	\$104,264.35	\$85,000.00	\$47,840.00	\$227,178.00

Employer Name/Worksite Address	Graph	Count	Mean Wage	Median Wage	Lowest Wage	Highest Wage
HAITOU INC., 100 PARK AVE SUITE 1660, NEW YORK, NY (https://www.google.com/maps/place/100+PARK+AVE+SUITE+1660,NEW+YORK,NY)	Graph	2	\$57,200.00	\$47,840.00	\$47,840.00	\$66,560.00
AECOM, 100 PARK AVE., NEW YORK, NY (https://www.google.com/maps/place/100+PARK+AVE,NEW+YORK,NY)	Graph	3	\$79,006.67	\$68,340.00	\$60,000.00	\$108,680.00

Employer Name/Worksite Address	Graph	Count	Mean Wage	Median Wage	Lowest Wage	Highest Wage
AECOM, 100 PARK AVE, NEW YORK, NY (https://www.google.com/maps/place/100%20PARK%20AVE,NEW%20YORK,NY)	Graph	10	\$65,653.30	\$55,744.00	\$55,744.00	\$90,813.00
ABN AMRO HOLDINGS USA LLC, 100 PARK AVENUE, NEW YORK, NY (https://www.google.com/maps/place/100%20PARK%20AVENUE,NEW%20YORK,NY)	Graph	34	\$102,000.25	\$86,434.00	\$46,675.00	\$227,178.00
Totals	Graph	49	\$91,346.15	\$82,528.38	\$46,675.00	\$227,178.00

Latitude: 40.750982 Longitude: -73.988368

Employer Name/Worksite Address	Graph	Count	Mean Wage	Median Wage	Lowest Wage	Highest Wage
MCLAREN TECHNICAL SERVICES, INC., 131 WEST 35TH STREET, NEW YORK, NY (https://www.google.com/maps/place/131%20WEST%2035TH%20STREET,NEW%20YORK,NY)	Graph	1	\$72,800.00	\$72,800.00	\$72,800.00	\$72,800.00
Totals	Graph	1	\$72,800.00	\$72,800.00	\$72,800.00	\$72,800.00

Latitude: 40.750988 Longitude: -74.005933

Employer Name/Employer Address	Graph	Count	Mean Wage	Median Wage	Lowest Wage
AGENCY STRATEGIC CREATIVE INC, 601 WEST 26TH STREET, NEW YORK, NY (https://www.google.com/maps/place/601%20WEST%2026TH%20STREET,NEW%20YORK,NY)	Graph	1	\$96,000.00	\$96,000.00	\$96,000.00
AGENCY STRATEGIC CREATIVE INC, 601 WEST 26TH STREET, SUITE 325, NEW YORK, NY (https://www.google.com/maps/place/601%20WEST%2026TH%20STREET,%20SUITE%20325,NEW%20YORK,NY)	Graph	1	\$80,000.00	\$80,000.00	\$80,000.00
BODUM USA, INC., 601 WEST 26TH STREET, NEW YORK, NY (https://www.google.com/maps/place/601%20WEST%2026TH%20STREET,NEW%20YORK,NY)	Graph	1	\$45,000.00	\$45,000.00	\$45,000.00
DILLER SCOFIDIO + RENFRO ARCHITECTS, D.P.C., 601 W. 26TH STREET, NEW YORK, NY (https://www.google.com/maps/place/601%20W.%2026TH%20STREET,NEW%20YORK,NY)	Graph	1	\$77,000.00	\$77,000.00	\$77,000.00
ENOVLAB, INC., 601 W 26TH STREET, NEW YORK, NY (https://www.google.com/maps/place/601%20W%2026TH%20STREET,NEW%20YORK,NY)	Graph	1	\$90,813.00	\$90,813.00	\$90,813.00
LITTLEBITS ELECTRONICS INC., 601 WEST 26TH STREET, NEW YORK, NY (https://www.google.com/maps/place/601%20WEST%2026TH%20STREET,NEW%20YORK,NY)	Graph	1	\$225,000.00	\$225,000.00	\$225,000.00
LITTLEBITS ELECTRONICS, INC., 601 W. 26TH STREET, NEW YORK, NY (https://www.google.com/maps/place/601%20W.%2026TH%20STREET,NEW%20YORK,NY)	Graph	1	\$180,000.00	\$180,000.00	\$180,000.00
MARLEY SPOON INC, 601 W 26TH STREET, NEW YORK, NY (https://www.google.com/maps/place/601%20W%2026TH%20STREET,NEW%20YORK,NY)	Graph	1	\$66,000.00	\$66,000.00	\$66,000.00
MARLEY SPOON INC., 601 WEST 26TH STREET, NEW YORK, NY (https://www.google.com/maps/place/601%20WEST%2026TH%20STREET,NEW%20YORK,NY)	Graph	1	\$100,000.00	\$100,000.00	\$100,000.00
RESOLUTE DIGITAL, LLC, 601 WEST 26TH STREET, SUITE 1515, NEW YORK, NY (https://www.google.com/maps/place/601%20WEST%2026TH%20STREET,%20SUITE%201515,NEW%20YORK,NY)	Graph	1	\$90,000.00	\$90,000.00	\$90,000.00
SMART DESIGN LLC, 601 W 26TH STREET, NEW YORK, NY (https://www.google.com/maps/place/601%20W%2026TH%20STREET,NEW%20YORK,NY)	Graph	1	\$160,000.00	\$160,000.00	\$160,000.00
SOCIAL DIVA MEDIA, 601 WEST 26TH STREET, NEW YORK CITY, NY (https://www.google.com/maps/place/601%20WEST%2026TH%20STREET,NEW%20YORK%20CITY,NY)	Graph	1	\$48,838.40	\$48,838.40	\$48,838.40
THINX INC, 601 WEST 26TH STREET SUITE 325, NEW YORK, NY (https://www.google.com/maps/place/601%20WEST%2026TH%20STREET%20%20SUITE%20325,NEW%20YORK,NY)	Graph	1	\$52,707.00	\$52,707.00	\$52,707.00
THINX INC., 601 W 26TH STREET, NEW YORK, NY (https://www.google.com/maps/place/601%20W%2026TH%20STREET,NEW%20YORK,NY)	Graph	1	\$110,000.00	\$110,000.00	\$110,000.00
DENTSU MCGARRY BOWEN, LLC, 601 WEST 26TH STREET, NEW YORK, NY (https://www.google.com/maps/place/601%20WEST%2026TH%20STREET,NEW%20YORK,NY)	Graph	2	\$126,000.00	\$122,000.00	\$122,000.00
DILLER SCOFIDIO + RENFRO ARCHITECTS, D.P.C., 601 WEST 26TH STREET, NEW YORK, NY (https://www.google.com/maps/place/601%20WEST%2026TH%20STREET,NEW%20YORK,NY)	Graph	2	\$63,180.00	\$51,360.00	\$51,360.00
LITTLEBITS ELECTRONICS INC., 601 W 26TH STREET, NEW YORK, NY (https://www.google.com/maps/place/601%20W%2026TH%20STREET,NEW%20YORK,NY)	Graph	2	\$107,500.00	\$105,000.00	\$105,000.00
SMART DESIGN LLC, 601 WEST 26TH STREET, SUITE 1820, NEW YORK, NY (https://www.google.com/maps/place/601%20WEST%2026TH%20STREET,%20SUITE%201820,NEW%20YORK,NY)	Graph	2	\$97,500.00	\$97,000.00	\$97,000.00
Totals	Graph	22	\$100,441.75	\$96,000.00	\$45,000.00

Employer Name/Worksite Address	Graph	Count	Mean Wage	Median Wage	Lowest Wage
CYGNUS PROFESSIONALS, INC., 601 W 26TH STREET, NEW YORK, NY (https://www.google.com/maps/place/601%20W%20%2026TH%20STREET,NEW%20YORK,NY)	Graph	1	\$88,350.00	\$88,350.00	\$88,350.00
HELEN OF TROY NEVADA CORP., 601 WEST 26TH STREET, SUITE 1050, NEW YORK, NY (https://www.google.com/maps/place/601%20WEST%2026TH%20STREET,%20SUITE%201050,NEW%20YORK,NY)	Graph	1	\$84,000.00	\$84,000.00	\$84,000.00
INSTITUTE FOR JUSTICE & DEMOCRACY IN HAITI INC., 601 W 26TH STREET #325, NEW YORK, NY (https://www.google.com/maps/place/601%20W%2026TH%20STREET%20#325,NEW%20YORK,NY)	Graph	1	\$48,000.00	\$48,000.00	\$48,000.00
RALPH LAUREN CORPORATION, 601 W 26TH ST., NEW YORK, NY (https://www.google.com/maps/place/601%20W%2026TH%20ST.,NEW%20YORK,NY)	Graph	1	\$120,000.00	\$120,000.00	\$120,000.00
RESOLUTE DIGITAL, LLC, 601 WEST 26TH STREET, SUITE 1515, NEW YORK, NY (https://www.google.com/maps/place/601%20WEST%2026TH%20STREET,%20SUITE%201515,NEW%20YORK,NY)	Graph	1	\$90,000.00	\$90,000.00	\$90,000.00
THINX INC, 601 WEST 26TH ST SUITE 325, NEW YORK, NY (https://www.google.com/maps/place/601%20WEST%2026TH%20ST%20%20%20SUITE%20325,NEW%20YORK,NY)	Graph	1	\$52,707.00	\$52,707.00	\$52,707.00
THINX INC., 601 W 26TH STREET,, NEW YORK, NY (https://www.google.com/maps/place/601%20W%2026TH%20STREET,,NEW%20YORK,NY)	Graph	1	\$110,000.00	\$110,000.00	\$110,000.00
SMART DESIGN LLC, 601 WEST 26TH STREET, SUITE 1820, NEW YORK, NY (https://www.google.com/maps/place/601%20WEST%2026TH%20STREET,%20SUITE%201820,NEW%20YORK,NY)	Graph	2	\$97,500.00	\$97,000.00	\$97,000.00
JOHNSON & JOHNSON SERVICES, INC., 601 W. 26TH STREET, NEW YORK, NY (https://www.google.com/maps/place/601%20W.%2026TH%20STREET,NEW%20YORK,NY)	Graph	3	\$124,333.33	\$116,000.00	\$77,000.00
ENOVLAB, INC., 601 W 26TH STREET, NEW YORK, NY (https://www.google.com/maps/place/601%20W%2026TH%20STREET,NEW%20YORK,NY)	Graph	9	\$82,916.28	\$66,000.00	\$54,000.00
DILLER SCOFIDIO + RENFRO ARCHITECTS, D.P.C., 601 WEST 26TH STREET, NEW YORK, NY (https://www.google.com/maps/place/601%20WEST%2026TH%20STREET,NEW%20YORK,NY)	Graph	17	\$101,376.46	\$96,000.00	\$45,000.00
Totals	Graph	38	\$95,544.82	\$88,350.00	\$45,000.00

Latitude: 40.751035 Longitude: -73.970893

Employer Name/Worksite Address	Graph	Count	Mean Wage	Median Wage	Lowest Wage	Highest Wage
ICON CLINICAL RESEARCH LLC, 307 EAST 44TH STREET, NEW YORK, NY (https://www.google.com/maps/place/307%20EAST%2044TH%20STREET,NEW%20YORK,NY)	Graph	2	\$110,395.34	\$110,395.34	\$110,395.34	\$110,395.34
Totals	Graph	2	\$110,395.34	\$110,395.34	\$110,395.34	\$110,395.34

Latitude: 40.751036 Longitude: -73.940256

Employer Name/Employer Address	Graph	Count	Mean Wage	Median Wage	Lowest Wage	Highest Wage
JETBLUE AIRWAYS, 2701 QUEENS PLAZA NORTH, LONG ISLAND CITY, NY (https://www.google.com/maps/place/2701%20QUEENS%20PLAZA%20NORTH,LONG%20ISLAND%20CITY,NY)	Graph	1	\$122,000.00	\$122,000.00	\$122,000.00	\$122,000.00
Totals	Graph	1	\$122,000.00	\$122,000.00	\$122,000.00	\$122,000.00

Employer Name/Worksite Address	Graph	Count	Mean Wage	Median Wage	Lowest Wage	Highest Wage
IBM INDIA PRIVATE LIMITED, 2701 QUEENS PLAZA NORTH, LONG ISLAND CITY, NY (https://www.google.com/maps/place/2701%20QUEENS%20PLAZA%20NORTH,LONG%20ISLAND%20CITY,NY)	Graph	1	\$94,124.00	\$94,124.00	\$94,124.00	\$94,124.00
Totals	Graph	1	\$94,124.00	\$94,124.00	\$94,124.00	\$94,124.00

Latitude: 40.751066 Longitude: -73.974149

Employer Name/Worksite Address	Graph	Count	Mean Wage	Median Wage	Lowest Wage	Highest Wage
CYBERSOLVE IT INC, 711, NEW YORK, NY (https://www.google.com/maps/place/711,NEW%20YORK,NY)	Graph	1	\$63,000.00	\$63,000.00	\$63,000.00	\$63,000.00
Totals	Graph	1	\$63,000.00	\$63,000.00	\$63,000.00	\$63,000.00

Latitude: 40.751068 Longitude: -74.002282

Employer Name/Worksite Address	Graph	Count	Mean Wage	Median Wage	Lowest Wage	Highest Wage
PREBISCH HOMES INC., 507 W. 28TH ST. APT. 922, NEW YORK, NY (https://www.google.com/maps/place/507%20W.%2028TH%20ST.%20APT.%20922,NEW%20YORK,NY)	Graph	1	\$71,297.28	\$71,297.28	\$71,297.28	\$71,297.28
Totals	Graph	1	\$71,297.28	\$71,297.28	\$71,297.28	\$71,297.28

Latitude: 40.751068 Longitude: -73.984728

Employer Name/Employer Address	Graph	Count	Mean Wage	Median Wage	Lowest Wage	Highest Wage
CO-ENTERPRISE, LLC, 49 W. 37TH STREET, NEW YORK, NY (https://www.google.com/maps/place/49%20W.%2037TH%20STREET,NEW%20YORK,NY)	Graph	1	\$130,000.00	\$130,000.00	\$130,000.00	\$130,000.00
Totals	Graph	1	\$130,000.00	\$130,000.00	\$130,000.00	\$130,000.00

Employer Name/Worksite Address	Graph	Count	Mean Wage	Median Wage	Lowest Wage	Highest Wage
CO-ENTERPRISE, LLC, 49 WEST 37TH STREET, NEW YORK, NY (https://www.google.com/maps/place/49%20WEST%2037TH%20STREET,NEW%20YORK,NY)	Graph	1	\$130,000.00	\$130,000.00	\$130,000.00	\$130,000.00
Totals	Graph	1	\$130,000.00	\$130,000.00	\$130,000.00	\$130,000.00

Latitude: 40.751081 Longitude: -73.997888

Employer Name/Employer Address	Graph	Count	Mean Wage	Median Wage	Lowest Wage	Highest Wage
TAMROC PARTNERS LLC, 362 9TH AVENUE, NEW YORK, NY (https://www.google.com/maps/place/362%209TH%20AVENUE,NEW%20YORK,NY)	Graph	1	\$100,000.00	\$100,000.00	\$100,000.00	\$100,000.00
Totals	Graph	1	\$100,000.00	\$100,000.00	\$100,000.00	\$100,000.00

Employer Name/Worksite Address	Graph	Count	Mean Wage	Median Wage	Lowest Wage	Highest Wage
TAMROC PARTNERS LLC, 362 9TH AVENUE, NEW YORK, NY (https://www.google.com/maps/place/362%209TH%20AVENUE,NEW%20YORK,NY)	Graph	1	\$100,000.00	\$100,000.00	\$100,000.00	\$100,000.00
Totals	Graph	1	\$100,000.00	\$100,000.00	\$100,000.00	\$100,000.00

Latitude: 40.75109 Longitude: -73.98271

Employer Name/Worksite Address	Graph	Count	Mean Wage	Median Wage	Lowest Wage	Highest Wage
RK MANAGEMENT CONSULTANTS, INC., 417 5TH AVENUE, NEW YORK, NY (https://www.google.com/maps/place/417%205TH%20AVENUE,NEW%20YORK,NY)	Graph	1	\$55,744.00	\$55,744.00	\$55,744.00	\$55,744.00
Totals	Graph	1	\$55,744.00	\$55,744.00	\$55,744.00	\$55,744.00

Latitude: 40.751116 Longitude: -73.994325

Employer Name/Worksite Address	Graph	Count	Mean Wage	Median Wage	Lowest Wage	Highest Wage
SKANSKA USA CIVIL NORTHEAST, INC., 421 8TH AVENUE, NEW YORK, NY (https://www.google.com/maps/place/421%208TH%20AVENUE,NEW%20YORK,NY)	Graph	1	\$130,000.00	\$130,000.00	\$130,000.00	\$130,000.00
Totals	Graph	1	\$130,000.00	\$130,000.00	\$130,000.00	\$130,000.00

Latitude: 40.75112 Longitude: -73.980598

Employer Name/Employer Address	Graph	Count	Mean Wage	Median Wage	Lowest Wage	Highest Wage
AXPO US LLC, 270 MADISON AVE, NEW YORK, NY (https://www.google.com/maps/place/270%20MADISON%20AVE,NEW%20YORK,NY)	Graph	1	\$195,000.00	\$195,000.00	\$195,000.00	\$195,000.00
NANCY BEHRMAN COMMUNICATIONS, INC., 270 MADISON AVENUE, NEW YORK, NY (https://www.google.com/maps/place/270%20MADISON%20AVENUE,NEW%20YORK,NY)	Graph	2	\$38,445.00	\$38,000.00	\$38,000.00	\$38,890.00
NEWCASTLE REALTY SERVICES, LLC, 270 MADISON AVE, NEW YORK, NY (https://www.google.com/maps/place/270%20MADISON%20AVE,NEW%20YORK,NY)	Graph	2	\$94,500.00	\$94,500.00	\$94,500.00	\$94,500.00
Totals	Graph	5	\$92,178.00	\$94,500.00	\$38,000.00	\$195,000.00

Employer Name/Worksite Address	Graph	Count	Mean Wage	Median Wage	Lowest Wage	Highest Wage
AXPO US LLC, 270 MADISON AVE, NEW YORK, NY (https://www.google.com/maps/place/270%20MADISON%20AVE,NEW%20YORK,NY)	Graph	1	\$195,000.00	\$195,000.00	\$195,000.00	\$195,000.00
THE HACKETT GROUP, INC., 270 MADISON AVENUE, NEW YORK CITY, NY (https://www.google.com/maps/place/270%20MADISON%20AVENUE,NEW%20YORK%20CITY,NY)	Graph	4	\$127,365.50	\$114,981.00	\$114,981.00	\$151,000.00
NANCY BEHRMAN COMMUNICATIONS, INC., 270 MADISON AVENUE, NEW YORK, NY (https://www.google.com/maps/place/270%20MADISON%20AVENUE,NEW%20YORK,NY)	Graph	6	\$106,315.00	\$128,500.00	\$38,000.00	\$152,500.00
Totals	Graph	11	\$122,032.00	\$128,500.00	\$38,000.00	\$195,000.00

Latitude: 40.751127 Longitude: -73.975562

Employer Name/Worksite Address	Graph	Count	Mean Wage	Median Wage	Lowest Wage	Highest Wage
DATAQUEST CORP, 150 EAST,42ND STREET,3RD FLOOR, NEW YORK, NY (https://www.google.com/maps/place/150%20EAST,42ND%20STREET,3RD%20FLOOR,NEW%20YORK,NY)	Graph	1	\$70,500.00	\$70,500.00	\$70,500.00	\$70,500.00
Totals	Graph	1	\$70,500.00	\$70,500.00	\$70,500.00	\$70,500.00

Latitude: 40.75113 Longitude: -73.980427

Employer Name/Worksite Address	Graph	Count	Mean Wage	Median Wage	Lowest Wage	Highest Wage
FLIGHT CENTRE TRAVEL GROUP (USA), INC., 269 MADISON AVE, NEW YORK, NY (https://www.google.com/maps/place/269%20MADISON%20AVE,NEW%20YORK,NY)	Graph	1	\$220,000.00	\$220,000.00	\$220,000.00	\$220,000.00
Totals	Graph	1	\$220,000.00	\$220,000.00	\$220,000.00	\$220,000.00

Latitude: 40.751136 Longitude: -73.986729

Employer Name/Employer Address	Graph	Count	Mean Wage	Median Wage	Lowest Wage	Highest Wage
MONDO PUBLISHING INC., 980 AVE OF THE AMERICAS, NEW YORK, NY (https://www.google.com/maps/place/980%20AVE%20OF%20THE%20AMERICAS,NEW%20YORK,NY)	Graph	1	\$132,000.00	\$132,000.00	\$132,000.00	\$132,000.00
Totals	Graph	1	\$132,000.00	\$132,000.00	\$132,000.00	\$132,000.00

Employer Name/Worksite Address	Graph	Count	Mean Wage	Median Wage	Lowest Wage	Highest Wage
ALIGNED DATA CENTERS, LLC, 980 SIXTH AVE, NEW YORK, NY (https://www.google.com/maps/place/980%20SIXTH%20AVE,NEW%20YORK,NY)	Graph	1	\$140,440.48	\$140,440.48	\$140,440.48	\$140,440.48
ALIGNED ENERGY, LLC, 980 AVENUE OF THE AMERICAS, NEW YORK, NY (https://www.google.com/maps/place/980%20AVENUE%20OF%20THE%20AMERICAS,NEW%20YORK,NY)	Graph	1	\$80,000.00	\$80,000.00	\$80,000.00	\$80,000.00
Totals	Graph	2	\$110,220.24	\$80,000.00	\$80,000.00	\$140,440.48

Latitude: 40.751153 Longitude: -73.983354

Employer Name/Employer Address	Graph	Count	Mean Wage	Median Wage	Lowest Wage	Highest Wage
20 BMA 38 CORP, 20 WEST 38TH STREET, NEW YORK, NY (https://www.google.com/maps/place/20%20WEST%2038TH%20STREET,NEW%20YORK,NY)	Graph	1	\$52,000.00	\$52,000.00	\$52,000.00	\$52,000.00
Totals	Graph	1	\$52,000.00	\$52,000.00	\$52,000.00	\$52,000.00

Employer Name/Worksite Address	Graph	Count	Mean Wage	Median Wage	Lowest Wage	Highest Wage
CUSTODIO CONSULTING LLC, 20 WEST 38TH STREET, NEW YORK, NY (https://www.google.com/maps/place/20%20WEST%2038TH%20STREET,NEW%20YORK,NY)	Graph	3	\$47,333.33	\$45,000.00	\$45,000.00	\$52,000.00
Totals	Graph	3	\$47,333.33	\$45,000.00	\$45,000.00	\$52,000.00

Latitude: 40.751156 Longitude: -73.988777

Employer Name/Employer Address	Graph	Count	Mean Wage	Median Wage	Lowest Wage	Highest Wage
AUTOMATED BUILDING MANAGEMENT SYSTEMS, INC., 147 WEST 35TH STREET, SUITE 605, NEW YORK, NY (https://www.google.com/maps/place/147%20WEST%2035TH%20STREET,%20SUITE%20605,NEW%20YORK,NY)	Graph	1	\$62,500.00	\$62,500.00	\$62,500.00	\$62,500.00
BROKEN THREADS INC., 147 W 35TH STREET, NEW YORK, NY (https://www.google.com/maps/place/147%20W%2035TH%20STREET,NEW%20YORK,NY)	Graph	1	\$104,000.00	\$104,000.00	\$104,000.00	\$104,000.00
CHINA LABOR WATCH INC, 147 W 35 ST, NEW YORK, NY (https://www.google.com/maps/place/147%20W%2035%20ST,NEW%20YORK,NY)	Graph	1	\$40,000.00	\$40,000.00	\$40,000.00	\$40,000.00
PEACH AND LILY, INC., 147 WEST 35TH STREET, NEW YORK, NY (https://www.google.com/maps/place/147%20WEST%2035TH%20STREET,NEW%20YORK,NY)	Graph	1	\$96,000.00	\$96,000.00	\$96,000.00	\$96,000.00
STARTEX AMERICA INC, 147 W 35TH STREET, NEW YORK, NY (https://www.google.com/maps/place/147%20W%2035TH%20STREET,NEW%20YORK,NY)	Graph	1	\$80,683.20	\$80,683.20	\$80,683.20	\$80,683.20
YB TEX NY, INC., 147 W. 35TH STREET #708, NEW YORK, NY (https://www.google.com/maps/place/147%20W.%2035TH%20STREET%20#708,NEW%20YORK,NY)	Graph	1	\$38,916.80	\$38,916.80	\$38,916.80	\$38,916.80
Totals	Graph	6	\$70,350.00	\$62,500.00	\$38,916.80	\$104,000.00

Employer Name/Worksite Address	Graph	Count	Mean Wage	Median Wage	Lowest Wage	Highest Wage
AUTOMATED BUILDING MANAGEMENT SYSTEMS, INC., 147 WEST 35TH STREET, SUITE 605, NEW YORK, NY (https://www.google.com/maps/place/147%20WEST%2035TH%20STREET,%20SUITE%20605,NEW%20YORK,NY)	Graph	1	\$62,500.00	\$62,500.00	\$62,500.00	\$62,500.00
CHINA LABOR WATCH INC, 147 W 35 STREET, NEW YORK CITY, NY (https://www.google.com/maps/place/147%20W%2035%20STREET,NEW%20YORK%20CITY,NY)	Graph	1	\$40,000.00	\$40,000.00	\$40,000.00	\$40,000.00
YB TEX NY, INC., 147 W. 35TH STREET #708, NEW YORK, NY (https://www.google.com/maps/place/147%20W.%2035TH%20STREET%20#708,NEW%20YORK,NY)	Graph	1	\$38,916.80	\$38,916.80	\$38,916.80	\$38,916.80
STARTEX AMERICA INC, 147 W 35TH STREET, NEW YORK, NY (https://www.google.com/maps/place/147%20W%2035TH%20STREET,NEW%20YORK,NY)	Graph	2	\$88,341.60	\$80,683.20	\$80,683.20	\$96,000.00
Totals	Graph	5	\$63,620.00	\$62,500.00	\$38,916.80	\$96,000.00

Latitude: 40.751156 Longitude: -73.814113

Employer Name/Employer Address	Graph	Count	Mean Wage	Median Wage	Lowest Wage	Highest Wage
ACQUIRE CONSULTING GROUP LTD., 4632 SMART STREET, FLUSHING, NY (https://www.google.com/maps/place/4632%20SMART%20STREET,FLUSHING,NY)	Graph	3	\$58,333.33	\$60,000.00	\$55,000.00	\$60,000.00
Totals	Graph	3	\$58,333.33	\$60,000.00	\$55,000.00	\$60,000.00

Employer Name/Worksite Address	Graph	Count	Mean Wage	Median Wage	Lowest Wage	Highest Wage
ACQUIRE CONSULTING GROUP LTD., 4632 SMART STREET, FLUSHING, NY (https://www.google.com/maps/place/4632%20SMART%20STREET,FLUSHING,NY)	Graph	3	\$58,333.33	\$60,000.00	\$55,000.00	\$60,000.00
Totals	Graph	3	\$58,333.33	\$60,000.00	\$55,000.00	\$60,000.00

Latitude: 40.75116 Longitude: -73.520431

Employer Name/Worksite Address	Graph	Count	Mean Wage	Median Wage	Lowest Wage	Highest Wage
LOGIC PLANET INC, 20 PLOVER LANE, NEW YORK, NY (https://www.google.com/maps/place/20%20PLOVER%20LANE,NEW%20YORK,NY)	Graph	1	\$75,067.00	\$75,067.00	\$75,067.00	\$75,067.00
Totals	Graph	1	\$75,067.00	\$75,067.00	\$75,067.00	\$75,067.00

Latitude: 40.751167 Longitude: -73.825745

Employer Name/Worksite Address	Graph	Count	Mean Wage	Median Wage	Lowest Wage	Highest Wage
TT TECHNOLOGIES INC, TT TECHNOLOGIES INC, FLUSHING, NY (https://www.google.com/maps/place/TT%20TECHNOLOGIES%20INC,FLUSHING,NY)	Graph	1	\$62,000.00	\$62,000.00	\$62,000.00	\$62,000.00
Totals	Graph	1	\$62,000.00	\$62,000.00	\$62,000.00	\$62,000.00

Latitude: 40.751177 Longitude: -73.971141

Employer Name/Employer Address	Graph	Count	Mean Wage	Median Wage	Lowest Wage	Highest Wage
ZETLIN & DE CHIARA LLP, 801 SECOND AVENUE, NEW YORK, NY (https://www.google.com/maps/place/801%20SECOND%20AVENUE,NEW%20YORK,NY)	Graph	1	\$110,000.00	\$110,000.00	\$110,000.00	\$110,000.00
Totals	Graph	1	\$110,000.00	\$110,000.00	\$110,000.00	\$110,000.00

Employer Name/Worksite Address	Graph	Count	Mean Wage	Median Wage	Lowest Wage	Highest Wage
ZETLIN & DE CHIARA LLP, 801 SECOND AVENUE, NEW YORK, NY (https://www.google.com/maps/place/801%20SECOND%20AVENUE,NEW%20YORK,NY)	Graph	3	\$112,297.39	\$110,000.00	\$73,892.16	\$153,000.00
Totals	Graph	3	\$112,297.39	\$110,000.00	\$73,892.16	\$153,000.00

Latitude: 40.751181 Longitude: -73.983421

Employer Name/Employer Address	Graph	Count	Mean Wage	Median Wage	Lowest Wage	I
APRICOT CONSULTING INC, 22 WEST 38TH STREET, NEW YORK, NY (https://www.google.com/maps/place/22%20WEST%2038TH%20STREET,NEW%20YORK,NY)	Graph	1	\$100,000.00	\$100,000.00	\$100,000.00	\$1
B & G MARKETING CONCEPTS, INC, 22 WEST 38TH STREET, NEW YORK, NY (https://www.google.com/maps/place/22%20WEST%2038TH%20STREET,NEW%20YORK,NY)	Graph	1	\$98,500.00	\$98,500.00	\$98,500.00	\$
MEALPAL, INC., 22 WEST 38TH STREET, 3RD FLOOR, NEW YORK, NY (https://www.google.com/maps/place/22%20WEST%2038TH%20STREET,%203RD%20FLOOR,NEW%20YORK,NY)	Graph	1	\$140,000.00	\$140,000.00	\$140,000.00	\$1
Totals	Graph	3	\$112,833.33	\$100,000.00	\$98,500.00	\$1

Employer Name/Worksite Address	Graph	Count	Mean Wage	Median Wage	Lowest Wage	I
APRICOT CONSULTING INC, 22 WEST 38TH STREET, NEW YORK, NY (https://www.google.com/maps/place/22%20WEST%2038TH%20STREET,NEW%20YORK,NY)	Graph	1	\$100,000.00	\$100,000.00	\$100,000.00	\$1
B & G MARKETING CONCEPTS, INC, 22 WEST 38TH ST, NEW YORK, NY (https://www.google.com/maps/place/22%20WEST%2038TH%20ST,NEW%20YORK,NY)	Graph	1	\$98,500.00	\$98,500.00	\$98,500.00	\$
MEALPAL, INC., 22 WEST 38TH STREET, 3RD FLOOR, NEW YORK, NY (https://www.google.com/maps/place/22%20WEST%2038TH%20STREET,%203RD%20FLOOR,NEW%20YORK,NY)	Graph	1	\$140,000.00	\$140,000.00	\$140,000.00	\$1
Totals	Graph	3	\$112,833.33	\$100,000.00	\$98,500.00	\$1

Latitude: 40.751182 Longitude: -74.002552

Employer Name/Employer Address	Graph	Count	Mean Wage	Median Wage	Lowest Wage	Highest Wage
--------------------------------	-------	-------	-----------	-------------	-------------	--------------

Employer Name/Employer Address	Graph	Count	Mean Wage	Median Wage	Lowest Wage	Highest Wage
UNITED PRODUCTION CORPORATION, 525 W 28TH ST - APT 1242, NEW YORK, NY (https://www.google.com/maps/place/525%20W%2028TH%20ST%20-%20APT%201242,NEW%20YORK,NY)	Graph	1	\$150,000.00	\$150,000.00	\$150,000.00	\$150,000.00
Totals	Graph	1	\$150,000.00	\$150,000.00	\$150,000.00	\$150,000.00

Employer Name/Worksite Address	Graph	Count	Mean Wage	Median Wage	Lowest Wage	Highest Wage
UNITED PRODUCTION CORPORATION, 525 W 28TH ST, APT 1242, NEW YORK, NY (https://www.google.com/maps/place/525%20W%2028TH%20ST,%20APT%201242,NEW%20YORK,NY)	Graph	1	\$150,000.00	\$150,000.00	\$150,000.00	\$150,000.00
Totals	Graph	1	\$150,000.00	\$150,000.00	\$150,000.00	\$150,000.00

Latitude: 40.751182 Longitude: -73.975603

Employer Name/Employer Address	Graph	Count	Mean Wage	Median Wage	Lowest Wage
ACCORDANT MEDIA, LLC, 150 EAST 42ND STREET, 12TH FLOOR, NEW YORK, NY (https://www.google.com/maps/place/150%20EAST%2042ND%20STREET,%2012TH%20FLOOR,NEW%20YORK,NY)	Graph	1	\$48,000.00	\$48,000.00	\$48,000.00
AMNET GROUP, INC., 150 E. 42ND ST., NEW YORK, NY (https://www.google.com/maps/place/150%20E.%2042ND%20ST.,NEW%20YORK,NY)	Graph	1	\$115,000.00	\$115,000.00	\$115,000.00
AMPLIFI INC., 150 EAST 42ND STREET, NEW YORK, NY (https://www.google.com/maps/place/150%20EAST%2042ND%20STREET,NEW%20YORK,NY)	Graph	1	\$80,000.00	\$80,000.00	\$80,000.00
UNICREDIT BANK AG, NEW YORK BRANCH, 150 EAST 42ND STREET, NEW YORK, NY (https://www.google.com/maps/place/150%20EAST%2042ND%20STREET,NEW%20YORK,NY)	Graph	1	\$287,500.00	\$287,500.00	\$287,500.00
AEGIS MEDIA AMERICAS, INC., 150 EAST 42ND STREET, NEW YORK, NY (https://www.google.com/maps/place/150%20EAST%2042ND%20STREET,NEW%20YORK,NY)	Graph	2	\$155,875.00	\$80,000.00	\$80,000.00
AMNET GROUP, INC., 150 EAST 42ND STREET, NEW YORK, NY (https://www.google.com/maps/place/150%20EAST%2042ND%20STREET,NEW%20YORK,NY)	Graph	3	\$88,540.36	\$85,000.00	\$80,621.00
INTRALINKS, INC., 150 EAST 42ND STREET, NEW YORK, NY (https://www.google.com/maps/place/150%20EAST%2042ND%20STREET,NEW%20YORK,NY)	Graph	3	\$118,766.67	\$107,000.00	\$106,500.00
IPROSPECT.COM, INC., 150 EAST 42ND STREET, NEW YORK, NY (https://www.google.com/maps/place/150%20EAST%2042ND%20STREET,NEW%20YORK,NY)	Graph	3	\$75,000.00	\$85,000.00	\$50,000.00
UNICREDIT BANK AG, 150 EAST 42ND STREET, NEW YORK, NY (https://www.google.com/maps/place/150%20EAST%2042ND%20STREET,NEW%20YORK,NY)	Graph	3	\$167,333.33	\$134,000.00	\$125,000.00
CARAT USA, INC., 150 EAST 42ND STREET, NEW YORK, NY (https://www.google.com/maps/place/150%20EAST%2042ND%20STREET,NEW%20YORK,NY)	Graph	10	\$97,100.00	\$75,000.00	\$55,000.00
Totals	Graph	28	\$112,934.68	\$85,000.00	\$48,000.00

Employer Name/Worksite Address	Graph	Count	Mean Wage	Median Wage	Lowest Wage
ACCORDANT MEDIA, LLC, 150 EAST 42ND STREET, 12TH FLOOR, NEW YORK, NY (https://www.google.com/maps/place/150%20EAST%2042ND%20STREET,%2012TH%20FLOOR,NEW%20YORK,NY)	Graph	1	\$48,000.00	\$48,000.00	\$48,000.00
BAHA INDUSTRIES CORP., WELLS FARGO- 150 E. 42 STREET, NEW YORK, NY (https://www.google.com/maps/place/WELLS%20FARGO-%20150%20E.%2042%20STREET,NEW%20YORK,NY)	Graph	1	\$140,000.00	\$140,000.00	\$140,000.00
MOUNT SINAI MEDICAL CENTER, 150 EAST, 42ND STREET, NEW YORK, NY (https://www.google.com/maps/place/150%20EAST,%2042ND%20STREET,NEW%20YORK,NY)	Graph	1	\$121,695.56	\$121,695.56	\$121,695.56
INCEPTOIA LLC, 150 E. 42ND STREET, NEW YORK, NY (https://www.google.com/maps/place/150%20E.%2042ND%20STREET,NEW%20YORK,NY)	Graph	3	\$129,333.33	\$116,000.00	\$111,000.00
VST CONSULTING INC, 150 E 42ND ST, NEW YORK, NY (https://www.google.com/maps/place/150%20E%2042ND%20ST,NEW%20YORK,NY)	Graph	3	\$90,200.00	\$76,000.00	\$60,000.00
SOFTCRYLIC, LLC, 150 E 42ND STREET, NEW YORK, NY (https://www.google.com/maps/place/150%20E%2042ND%20STREET,NEW%20YORK,NY)	Graph	4	\$99,015.50	\$71,781.00	\$71,781.00
WELLS FARGO BANK, N.A., 150 E. 42ND ST., NEW YORK, NY (https://www.google.com/maps/place/150%20E.%2042ND%20ST.,NEW%20YORK,NY)	Graph	4	\$150,254.75	\$143,000.00	\$135,283.00
MASTECH DIGITAL TECHNOLOGIES, INC., A MASTECH DIGITAL, INC. COMPANY, 150 E 42ND STREET,, NEW YORK, NY (https://www.google.com/maps/place/150%20E%2042ND%20STREET,,NEW%20YORK,NY)	Graph	6	\$110,219.20	\$110,219.20	\$110,219.20

Employer Name/Worksite Address	Graph	Count	Mean Wage	Median Wage	Lowest Wage
INTRALINKS, INC., 150 EAST 42ND STREET, NEW YORK, NY (https://www.google.com/maps/place/150%20EAST%2042ND%20STREET,NEW%20YORK,NY)	Graph	52	\$106,771.48	\$87,550.00	\$50,000.00
Totals	Graph	75	\$109,050.78	\$106,500.00	\$48,000.00

Latitude: 40.751209 Longitude: -73.825461

Employer Name/Worksite Address	Graph	Count	Mean Wage	Median Wage	Lowest Wage	Highest Wage
RELIABLE NYC CONSTRUCTION INC, 137-35 ELDER AVE, FLUSHING, NY (https://www.google.com/maps/place/137-35%20ELDER%20AVE,FLUSHING,NY)	Graph	1	\$62,200.00	\$62,200.00	\$62,200.00	\$62,200.00
Totals	Graph	1	\$62,200.00	\$62,200.00	\$62,200.00	\$62,200.00

Latitude: 40.751219 Longitude: -73.980362

Employer Name/Worksite Address	Graph	Count	Mean Wage	Median Wage	Lowest Wage	Highest Wage
FLIGHT CENTRE TRAVEL GROUP (USA), INC., 271 MADISON AVENUE, NEW YORK, NY (https://www.google.com/maps/place/271%20MADISON%20AVENUE,NEW%20YORK,NY)	Graph	1	\$47,500.00	\$47,500.00	\$47,500.00	\$47,500.00
CONWAY & PARTNERS LLC, 271 MADISON AVE, NEW YORK, NY (https://www.google.com/maps/place/271%20MADISON%20AVE,NEW%20YORK,NY)	Graph	3	\$64,999.00	\$64,999.00	\$64,999.00	\$64,999.00
Totals	Graph	4	\$60,624.25	\$64,999.00	\$47,500.00	\$64,999.00

Latitude: 40.751233 Longitude: -73.991024

Employer Name/Employer Address	Graph	Count	Mean Wage	Median Wage	Lowest Wage	Highest Wage
ACR CAPITAL LLC, 225 W 34TH STREET, NEW YORK, NY (https://www.google.com/maps/place/225%20W%2034TH%20STREET,NEW%20YORK,NY)	Graph	1	\$90,000.00	\$90,000.00	\$90,000.00	\$90,000.00
ARGOSY INTERNATIONAL INC., 225 WEST 34TH STREET, SUITE 1106, NEW YORK, NY (https://www.google.com/maps/place/225%20WEST%2034TH%20STREET,%20SUITE%201106,NEW%20YORK,NY)	Graph	1	\$56,811.36	\$56,811.36	\$56,811.36	\$56,811.36
RAPHAELSON & LEVINE LAW FIRM PC, 225 WEST 34TH STREET SUITE 1718, NEW YORK, NY (https://www.google.com/maps/place/225%20WEST%2034TH%20STREET%20SUITE%201718,NEW%20YORK,NY)	Graph	1	\$35,000.00	\$35,000.00	\$35,000.00	\$35,000.00
ALFA SERVICES USA INC, 225 W. 34TH ST., NEW YORK, NY (https://www.google.com/maps/place/225%20W.%2034TH%20ST.,NEW%20YORK,NY)	Graph	6	\$69,104.33	\$65,000.00	\$64,813.00	\$90,000.00
Totals	Graph	9	\$66,270.82	\$65,000.00	\$35,000.00	\$90,000.00

Employer Name/Worksite Address	Graph	Count	Mean Wage	Median Wage	Lowest Wage	Highest Wage
ARGOSY INTERNATIONAL INC., 225 WEST 34TH STREET, SUITE 1106, NEW YORK, NY (https://www.google.com/maps/place/225%20WEST%2034TH%20STREET,%20SUITE%201106,NEW%20YORK,NY)	Graph	1	\$56,811.36	\$56,811.36	\$56,811.36	\$56,811.36
ACR CAPITAL LLC, 225 W 34TH STREET, NEW YORK, NY (https://www.google.com/maps/place/225%20W%2034TH%20STREET,NEW%20YORK,NY)	Graph	2	\$87,016.00	\$84,032.00	\$84,032.00	\$90,000.00
Totals	Graph	3	\$76,947.79	\$84,032.00	\$56,811.36	\$90,000.00

Latitude: 40.751237 Longitude: -73.991373

Employer Name/Worksite Address	Graph	Count	Mean Wage	Median Wage	Lowest Wage	Highest Wage
RAPHAELSON & LEVINE LAW FIRM PC, 225WEST 34TH STREET SUITE 1718, NEW YORK, NY (https://www.google.com/maps/place/225WEST%2034TH%20STREET%20SUITE%201718,NEW%20YORK,NY)	Graph	1	\$35,000.00	\$35,000.00	\$35,000.00	\$35,000.00
Totals	Graph	1	\$35,000.00	\$35,000.00	\$35,000.00	\$35,000.00

Latitude: 40.751239 Longitude: -73.974187

Employer Name/Employer Address	Graph	Count	Mean Wage	Median Wage	Lowest Wage	Highest Wage
WHISPERINVEST INC., 666 THIRD AVENUE, NEW YORK, NY (https://www.google.com/maps/place/666%20THIRD%20AVENUE,NEW%20YORK,NY)	Graph	1	\$80,000.00	\$80,000.00	\$80,000.00	\$80,000.00
VAN ECK ASSOCIATES CORPORATION, 666 THIRD AVENUE, NEW YORK, NY (https://www.google.com/maps/place/666%20THIRD%20AVENUE,NEW%20YORK,NY)	Graph	3	\$113,450.33	\$131,997.00	\$65,749.00	\$142,605.00
Totals	Graph	4	\$105,087.75	\$80,000.00	\$65,749.00	\$142,605.00

Employer Name/Worksite Address	Graph	Count	Mean Wage	Median Wage	Lowest Wage	Highest Wage
VAN ECK ASSOCIATES CORPORATION, 666 THIRD AVENUE,, NEW YORK, NY (https://www.google.com/maps/place/666%20THIRD%20AVENUE,,NEW%20YORK,NY)	Graph	1	\$142,605.00	\$142,605.00	\$142,605.00	\$142,605.00
MINTZ, LEVIN, COHN, FERRIS, GLOVSKY AND POPEO, P.C., 666 THIRD AVENUE, NEW YORK, NY (https://www.google.com/maps/place/666%20THIRD%20AVENUE,NEW%20YORK,NY)	Graph	4	\$139,436.50	\$80,000.00	\$65,749.00	\$280,000.00
Totals	Graph	5	\$140,070.20	\$131,997.00	\$65,749.00	\$280,000.00

Latitude: 40.751243 Longitude: -73.976112

Employer Name/Employer Address	Graph	Count	Mean Wage	Median Wage	Lowest Wage	Highest Wage
LANDER SPORTS CULTURE LLC, 370 LEXINGTON AVE., NEW YORK, NY (https://www.google.com/maps/place/370%20LEXINGTON%20AVE.,NEW%20YORK,NY)	Graph	1	\$39,520.00	\$39,520.00	\$39,520.00	\$39,520.00
Totals	Graph	1	\$39,520.00	\$39,520.00	\$39,520.00	\$39,520.00

Employer Name/Worksite Address	Graph	Count	Mean Wage	Median Wage	Lowest Wage	Highest Wage
LANDER SPORTS CULTURE LLC, 370 LEXINGTON AVE., NEW YORK, NY (https://www.google.com/maps/place/370%20LEXINGTON%20AVE.,NEW%20YORK,NY)	Graph	1	\$39,520.00	\$39,520.00	\$39,520.00	\$39,520.00
Totals	Graph	1	\$39,520.00	\$39,520.00	\$39,520.00	\$39,520.00

Latitude: 40.751247 Longitude: -73.98166

Employer Name/Employer Address	Graph	Count	Mean Wage	Median Wage	Lowest Wage	Highest Wage
PROSPECT DEVELOPMENT CORPORATION, 10 EAST 39TH STREET, NEW YORK, NY (https://www.google.com/maps/place/10%20EAST%2039TH%20STREET,NEW%20YORK,NY)	Graph	1	\$72,500.00	\$72,500.00	\$72,500.00	\$72,500.00
SWE DEVELOPMENT CORP., 10 EAST 39TH STREET, SUITE 908, NEW YORK, NY (https://www.google.com/maps/place/10%20EAST%2039TH%20STREET,%20SUITE%20908,NEW%20YORK,NY)	Graph	1	\$58,198.40	\$58,198.40	\$58,198.40	\$58,198.40
SCANBUY, INC., 10 E. 39TH STREET, NEW YORK, NY (https://www.google.com/maps/place/10%20E.%2039TH%20STREET,NEW%20YORK,NY)	Graph	2	\$65,000.00	\$65,000.00	\$65,000.00	\$65,000.00
Totals	Graph	4	\$65,174.60	\$65,000.00	\$58,198.40	\$72,500.00

Employer Name/Worksite Address	Graph	Count	Mean Wage	Median Wage	Lowest Wage	Highest Wage
CHEGG, INC., 10 E 39TH ST., NEW YORK, NY (https://www.google.com/maps/place/10%20E%2039TH%20ST.,NEW%20YORK,NY)	Graph	1	\$80,000.00	\$80,000.00	\$80,000.00	\$80,000.00
PROSPECT DEVELOPMENT CORPORATION, 10 EAST 39TH STREET, NEW YORK, NY (https://www.google.com/maps/place/10%20EAST%2039TH%20STREET,NEW%20YORK,NY)	Graph	1	\$72,500.00	\$72,500.00	\$72,500.00	\$72,500.00
SCANBUY, INC., 10 E. 39TH STREET, NEW YORK, NY (https://www.google.com/maps/place/10%20E.%2039TH%20STREET,NEW%20YORK,NY)	Graph	1	\$65,000.00	\$65,000.00	\$65,000.00	\$65,000.00
SCANBUY, INC., 10 E. 39TH STREET, NYC, NY (https://www.google.com/maps/place/10%20E.%2039TH%20STREET,NYC,NY)	Graph	1	\$65,000.00	\$65,000.00	\$65,000.00	\$65,000.00
SWE DEVELOPMENT CORP., 10 EAST 39TH STREET, SUITE 908, NEW YORK, NY (https://www.google.com/maps/place/10%20EAST%2039TH%20STREET,%20SUITE%20908,NEW%20YORK,NY)	Graph	1	\$58,198.40	\$58,198.40	\$58,198.40	\$58,198.40
Totals	Graph	5	\$68,139.68	\$65,000.00	\$58,198.40	\$80,000.00

Latitude: 40.751252 Longitude: -73.974014

Employer Name/Employer Address	Graph	Count	Mean Wage	Median Wage	Lowest Wage	Highest Wage
THE EXECU-SEARCH GROUP LLC, 675 3RD AVE, NEW YORK, NY (https://www.google.com/maps/place/675%203RD%20AVE,NEW%20YORK,NY)	Graph	1	\$86,153.60	\$86,153.60	\$86,153.60	\$86,153.60
THE EXECU SEARCH GROUP LLC, 675 3RD AVE, NEW YORK, NY (https://www.google.com/maps/place/675%203RD%20AVE,NEW%20YORK,NY)	Graph	1	\$87,880.00	\$87,880.00	\$87,880.00	\$87,880.00
THE EXECU SEARCH GROUP LLC, 675 THIRD AVE, NEW YORK, NY (https://www.google.com/maps/place/675%20THIRD%20AVE,NEW%20YORK,NY)	Graph	1	\$72,800.00	\$72,800.00	\$72,800.00	\$72,800.00
LYONS USA LLC, 675 THIRD AVENUE, NEW YORK, NY (https://www.google.com/maps/place/675%20THIRD%20AVENUE,NEW%20YORK,NY)	Graph	3	\$142,225.07	\$80,000.00	\$46,675.20	\$300,000.00
THE EXECU SEARCH GROUP LLC, 675 THIRD AVENUE, NEW YORK, NY (https://www.google.com/maps/place/675%20THIRD%20AVENUE,NEW%20YORK,NY)	Graph	354	\$74,146.71	\$76,752.00	\$65,520.00	\$95,784.00
Totals	Graph	360	\$74,781.79	\$76,752.00	\$46,675.20	\$300,000.00

Employer Name/Worksite Address	Graph	Count	Mean Wage	Median Wage	Lowest Wage	Highest Wage
LYONS USA LLC, 675 THIRD AVENUE, NEW YORK, NY (https://www.google.com/maps/place/675%20THIRD%20AVENUE,NEW%20YORK,NY)	Graph	3	\$142,225.07	\$80,000.00	\$46,675.20	\$300,000.00
Totals	Graph	3	\$142,225.07	\$80,000.00	\$46,675.20	\$300,000.00

Latitude: 40.751292 Longitude: -73.990323

Employer Name/Employer Address	Graph	Count	Mean Wage	Median Wage	Lowest Wage	Highest Wage
ABACUS GROUP LLC, 14 PENN PLAZA SUITE 1408, NEW YORK CITY, NY (https://www.google.com/maps/place/14%20PENN%20PLAZA%20SUITE%201408,NEW%20YORK%20CITY,NY)	Graph	1	\$55,000.00	\$55,000.00	\$55,000.00	\$55,000.00
LAW OFFICES OF JUN WANG, 14 PENN PLAZA, NEW YORK, NY (https://www.google.com/maps/place/14%20PENN%20PLAZA,NEW%20YORK,NY)	Graph	1	\$46,000.00	\$46,000.00	\$46,000.00	\$46,000.00
PRAGER METIS CPAS, LLC, 14 PENN PLAZA, NEW YORK, NY (https://www.google.com/maps/place/14%20PENN%20PLAZA,NEW%20YORK,NY)	Graph	1	\$58,676.80	\$58,676.80	\$58,676.80	\$58,676.80
ACR CAPITAL LLC, 14 PENN PLAZA, NEW YORK, NY (https://www.google.com/maps/place/14%20PENN%20PLAZA,NEW%20YORK,NY)	Graph	3	\$97,666.67	\$105,000.00	\$56,000.00	\$132,000.00
Totals	Graph	6	\$75,446.13	\$56,000.00	\$46,000.00	\$132,000.00

Employer Name/Worksite Address	Graph	Count	Mean Wage	Median Wage	Lowest Wage	Highest Wage
ACR CAPITAL LLC, 14 PENN PLAZA, NEW YORK, NY (https://www.google.com/maps/place/14%20PENN%20PLAZA,NEW%20YORK,NY)	Graph	8	\$71,480.23	\$56,000.00	\$46,000.00	\$132,000.00
Totals	Graph	8	\$71,480.23	\$56,000.00	\$46,000.00	\$132,000.00

Latitude: 40.751294 Longitude: -73.987599

Employer Name/Employer Address	Graph	Count	Mean Wage	Median Wage	Lowest Wage	Highest Wage
CALZEDONIA USA INC., 1350 BROADWAY, 16TH FLOOR, NEW YORK, NY (https://www.google.com/maps/place/1350%20BROADWAY,%2016TH%20FLOOR,NEW%20YORK,NY)	Graph	1	\$75,000.00	\$75,000.00	\$75,000.00	\$75,000.00
FIVESKY LLC, 1350 BROADWAY, NEW YORK, NY (https://www.google.com/maps/place/1350%20BROADWAY,NEW%20YORK,NY)	Graph	1	\$75,000.00	\$75,000.00	\$75,000.00	\$75,000.00
TARTER KRINSKY & DROGIN LLP, 1350 BROADWAY, NEW YORK, NY (https://www.google.com/maps/place/1350%20BROADWAY,NEW%20YORK,NY)	Graph	1	\$100,000.00	\$100,000.00	\$100,000.00	\$100,000.00
TRANSIT WIRELESS LLC, 1350 BROADWAY, NEW YORK, NY (https://www.google.com/maps/place/1350%20BROADWAY,NEW%20YORK,NY)	Graph	1	\$72,500.00	\$72,500.00	\$72,500.00	\$72,500.00
TRANSIT WIRELESS, LLC, 1350 BROADWAY, NEW YORK, NY (https://www.google.com/maps/place/1350%20BROADWAY,NEW%20YORK,NY)	Graph	2	\$83,700.00	\$62,400.00	\$62,400.00	\$105,000.00

Employer Name/Employer Address	Graph	Count	Mean Wage	Median Wage	Lowest Wage	Highest Wage
MACE NORTH AMERICA LIMITED, 1350 BROADWAY, NEW YORK, NY (https://www.google.com/maps/place/1350%20BROADWAY,NEW%20YORK,NY)	Graph	3	\$91,666.67	\$85,000.00	\$85,000.00	\$105,000.00
INDUS VALLEY PARTNERS CORP., 1350 BROADWAY, NEW YORK, NY (https://www.google.com/maps/place/1350%20BROADWAY,NEW%20YORK,NY)	Graph	6	\$84,833.33	\$80,000.00	\$75,000.00	\$95,000.00
Totals	Graph	15	\$84,926.67	\$85,000.00	\$62,400.00	\$105,000.00

Employer Name/Worksite Address	Graph	Count	Mean Wage	Median Wage	Lowest Wage	Highest Wage
CALZEDONIA USA INC., 1350 BROADWAY, 16TH FLOOR, NEW YORK, NY (https://www.google.com/maps/place/1350%20BROADWAY,%2016TH%20FLOOR,NEW%20YORK,NY)	Graph	1	\$75,000.00	\$75,000.00	\$75,000.00	\$75,000.00
EBAY INC., 1350 BROADWAY, NEW YORK, NY (https://www.google.com/maps/place/1350%20%20BROADWAY,NEW%20YORK,NY)	Graph	1	\$130,000.00	\$130,000.00	\$130,000.00	\$130,000.00
EBAY INC., 1350 BROADWAY, NEW YORK, NY (https://www.google.com/maps/place/1350%20BROADWAY,NEW%20YORK,NY)	Graph	21	\$97,800.19	\$92,000.00	\$62,400.00	\$150,000.00
Totals	Graph	23	\$98,208.87	\$92,000.00	\$62,400.00	\$150,000.00

Latitude: 40.751297 Longitude: -73.983356

Employer Name/Employer Address	Graph	Count	Mean Wage	Median Wage	Lowest Wage
SITE SAFETY, LLC, 21 WEST 38TH STREET, 12TH FLOOR, NEW YORK, NY (https://www.google.com/maps/place/21%20WEST%2038TH%20STREET,%2012TH%20FLOOR,NEW%20YORK,NY)	Graph	1	\$150,000.00	\$150,000.00	\$150,000.00
Totals	Graph	1	\$150,000.00	\$150,000.00	\$150,000.00

Employer Name/Worksite Address	Graph	Count	Mean Wage	Median Wage	Lowest Wage
GREENMAN - PEDERSEN, INC, 21 WEST 38TH STREET, NEW YORK, NY (https://www.google.com/maps/place/21%20WEST%2038TH%20STREET,NEW%20YORK,NY)	Graph	1	\$62,192.00	\$62,192.00	\$62,192.00
SITE SAFETY, LLC, 21 WEST 38TH STREET, 12TH FLOOR, NEW YORK, NY (https://www.google.com/maps/place/21%20WEST%2038TH%20STREET,%2012TH%20FLOOR,NEW%20YORK,NY)	Graph	1	\$150,000.00	\$150,000.00	\$150,000.00
Totals	Graph	2	\$106,096.00	\$62,192.00	\$62,192.00

Latitude: 40.751297 Longitude: -73.980468

Employer Name/Employer Address	Graph	Count	Mean Wage	Median Wage	Lowest Wage	Highest Wage
BRIDGEMAN ART LIBRARY INTERNATIONAL, 274 MADISON AVENUE, NEW YORK, NY (https://www.google.com/maps/place/274%20MADISON%20AVENUE,NEW%20YORK,NY)	Graph	1	\$25,064.00	\$25,064.00	\$25,064.00	\$25,064.00
Totals	Graph	1	\$25,064.00	\$25,064.00	\$25,064.00	\$25,064.00

Employer Name/Worksite Address	Graph	Count	Mean Wage	Median Wage	Lowest Wage	Highest Wage
BRIDGEMAN ART LIBRARY INTERNATIONAL, 274 MADISON AVENUE, NEW YORK, NY (https://www.google.com/maps/place/274%20MADISON%20AVENUE,NEW%20YORK,NY)	Graph	1	\$25,064.00	\$25,064.00	\$25,064.00	\$25,064.00
Totals	Graph	1	\$25,064.00	\$25,064.00	\$25,064.00	\$25,064.00

Latitude: 40.751306 Longitude: -73.98239

Employer Name/Worksite Address	Graph	Count	Mean Wage	Median Wage	Lowest Wage	Highest Wage
LADY M CONFECTIONS CO., LTD., 433 FIFTH AVENUE, NEW YORK, NY (https://www.google.com/maps/place/433%20FIFTH%20AVENUE,NEW%20YORK,NY)	Graph	1	\$40,000.00	\$40,000.00	\$40,000.00	\$40,000.00
Totals	Graph	1	\$40,000.00	\$40,000.00	\$40,000.00	\$40,000.00

Latitude: 40.751322 Longitude: -73.675774

Employer Name/Employer Address	Graph	Count	Mean Wage	Median Wage	Lowest Wage	Highest Wage
NEWMARK SERVICES LLC., 2022 HILLSIDE AVE, NEW HYDE PARK, NY (https://www.google.com/maps/place/2022%20HILLSIDE%20AVE,NEW%20HYDE%20PARK,NY)	Graph	1	\$61,000.00	\$61,000.00	\$61,000.00	\$61,000.00
Totals	Graph	1	\$61,000.00	\$61,000.00	\$61,000.00	\$61,000.00

Employer Name/Worksite Address	Graph	Count	Mean Wage	Median Wage	Lowest Wage	Highest Wage
NEWMARK SERVICES LLC., 2022 HILLSIDE AVE, NEW HYDE PARK, NY (https://www.google.com/maps/place/2022%20HILLSIDE%20AVE,NEW%20HYDE%20PARK,NY)	Graph	1	\$61,000.00	\$61,000.00	\$61,000.00	\$61,000.00
Totals	Graph	1	\$61,000.00	\$61,000.00	\$61,000.00	\$61,000.00

Latitude: 40.751353 Longitude: -74.003299

Employer Name/Employer Address	Graph	Count	Mean Wage	Median Wage	Lowest Wage	Highest Wage
BRIGADE MARKETING, LLC, 548 WEST 28TH STREET, NEW YORK, NY (https://www.google.com/maps/place/548%20WEST%2028TH%20STREET,NEW%20YORK,NY)	Graph	1	\$55,000.00	\$55,000.00	\$55,000.00	\$55,000.00
Totals	Graph	1	\$55,000.00	\$55,000.00	\$55,000.00	\$55,000.00

Employer Name/Worksite Address	Graph	Count	Mean Wage	Median Wage	Lowest Wage	Highest Wage
BRIGADE MARKETING, LLC, 548 WEST 28TH STREET, NEW YORK, NY (https://www.google.com/maps/place/548%20WEST%2028TH%20STREET,NEW%20YORK,NY)	Graph	1	\$55,000.00	\$55,000.00	\$55,000.00	\$55,000.00
Totals	Graph	1	\$55,000.00	\$55,000.00	\$55,000.00	\$55,000.00

Latitude: 40.75136 Longitude: -73.973596

Employer Name/Employer Address	Graph	Count	Mean Wage	Median Wage	Lowest Wage	Highest Wage
J. ONE CORPORATION, 211 EAST 43RD STREET, NEW YORK, NY (https://www.google.com/maps/place/211%20EAST%2043RD%20STREET,NEW%20YORK,NY)	Graph	1	\$46,675.20	\$46,675.20	\$46,675.20	\$46,675.20
PRIORITY MERCHANTS INC, 211 EAST 43RD STREET, NEW YORK, NY (https://www.google.com/maps/place/211%20EAST%2043RD%20STREET,NEW%20YORK,NY)	Graph	1	\$39,520.00	\$39,520.00	\$39,520.00	\$39,520.00
PROJECT SUNSHINE, INC., 211 EAST 43RD STREET, NEW YORK, NY (https://www.google.com/maps/place/211%20EAST%2043RD%20STREET,NEW%20YORK,NY)	Graph	1	\$56,000.00	\$56,000.00	\$56,000.00	\$56,000.00
VELA TRADING TECHNOLOGIES LLC, 211 EAST 43RD STREET, NEW YORK, NY (https://www.google.com/maps/place/211%20EAST%2043RD%20STREET,NEW%20YORK,NY)	Graph	3	\$104,500.00	\$94,000.00	\$76,000.00	\$143,500.00
Totals	Graph	6	\$75,949.20	\$56,000.00	\$39,520.00	\$143,500.00

Employer Name/Worksite Address	Graph	Count	Mean Wage	Median Wage	Lowest Wage	Highest Wage
ERIS EXCHANGE, LLC, 211 E. 43RD, NEW YORK, NY (https://www.google.com/maps/place/211%20E.%2043RD,NEW%20YORK,NY)	Graph	1	\$120,000.00	\$120,000.00	\$120,000.00	\$120,000.00
VELA TRADING TECHNOLOGIES LLC, 211 EAST 43RD STREET, NEW YORK, NY (https://www.google.com/maps/place/211%20EAST%2043RD%20STREET,NEW%20YORK,NY)	Graph	6	\$75,949.20	\$56,000.00	\$39,520.00	\$143,500.00
Totals	Graph	7	\$82,242.17	\$76,000.00	\$39,520.00	\$143,500.00

Latitude: 40.751367 Longitude: -73.974861

Employer Name/Worksite Address	Graph	Count	Mean Wage	Median Wage	Lowest Wage	Highest Wage
--------------------------------	-------	-------	-----------	-------------	-------------	--------------

Employer Name/Worksite Address	Graph	Count	Mean Wage	Median Wage	Lowest Wage	Highest Wage
ACCENTURE LLP, 150 EAST 42ND STREET, NEW YORK, NY (https://www.google.com/maps/place/150%20EAST%2042ND%20STREET,NEW%20YORK,NY)	Graph	3	\$88,200.00	\$88,200.00	\$88,200.00	\$88,200.00
Totals	Graph	3	\$88,200.00	\$88,200.00	\$88,200.00	\$88,200.00

Latitude: 40.751369 Longitude: -73.938835

Employer Name/Employer Address	Graph	Count	Mean Wage	Median Wage	Lowest Wage	Highest Wage
THE FLOATING HOSPITAL, 41-40 27TH ST., LONG ISLAND CITY, NY (https://www.google.com/maps/place/41-40%2027TH%20ST.,LONG%20ISLAND%20CITY,NY)	Graph	1	\$130,000.00	\$130,000.00	\$130,000.00	\$130,000.00
THE FLOATING HOSPITAL, 41-40 27TH STREET, LONG ISLAND CITY, NY (https://www.google.com/maps/place/41-40%2027TH%20STREET,LONG%20ISLAND%20CITY,NY)	Graph	1	\$130,000.00	\$130,000.00	\$130,000.00	\$130,000.00
Totals	Graph	2	\$130,000.00	\$130,000.00	\$130,000.00	\$130,000.00

Employer Name/Worksite Address	Graph	Count	Mean Wage	Median Wage	Lowest Wage	Highest Wage
THE FLOATING HOSPITAL, 41-40 27TH ST., LONG ISLAND CITY, NY (https://www.google.com/maps/place/41-40%2027TH%20ST.,LONG%20ISLAND%20CITY,NY)	Graph	1	\$130,000.00	\$130,000.00	\$130,000.00	\$130,000.00
THE FLOATING HOSPITAL, 41-40 27TH STREET, LONG ISLAND CITY, NY (https://www.google.com/maps/place/41-40%2027TH%20STREET,LONG%20ISLAND%20CITY,NY)	Graph	2	\$150,000.00	\$130,000.00	\$130,000.00	\$170,000.00
Totals	Graph	3	\$143,333.33	\$130,000.00	\$130,000.00	\$170,000.00

Latitude: 40.751378 Longitude: -73.326293

Employer Name/Employer Address	Graph	Count	Mean Wage	Median Wage	Lowest Wage	Highest Wage
PRIMISOFT LLC, 260 W 1ST STREET, DEER PARK, NY (https://www.google.com/maps/place/260%20W%201ST%20STREET,DEER%20PARK,NY)	Graph	10	\$63,425.50	\$64,813.00	\$44,000.00	\$71,000.00
Totals	Graph	10	\$63,425.50	\$64,813.00	\$44,000.00	\$71,000.00

Employer Name/Worksite Address	Graph	Count	Mean Wage	Median Wage	Lowest Wage	Highest Wage
PRIMISOFT LLC, 260 W 1ST STREET, DEER PARK, NY (https://www.google.com/maps/place/260%20W%201ST%20STREET,DEER%20PARK,NY)	Graph	1	\$44,000.00	\$44,000.00	\$44,000.00	\$44,000.00
Totals	Graph	1	\$44,000.00	\$44,000.00	\$44,000.00	\$44,000.00

Latitude: 40.75138 Longitude: -73.976174

Employer Name/Worksite Address	Graph	Count	Mean Wage	Median Wage	Lowest Wage	Highest Wage
VARIAN MEDICAL SYSTEMS, INC., 405 LEXINGTON AVE., NEW YORK, NY (https://www.google.com/maps/place/405%20LEXINGTON%20AVE.,NEW%20YORK,NY)	Graph	1	\$151,159.32	\$151,159.32	\$151,159.32	\$151,159.32
Totals	Graph	1	\$151,159.32	\$151,159.32	\$151,159.32	\$151,159.32

Latitude: 40.751382 Longitude: -73.98198

Employer Name/Employer Address	Graph	Count	Mean Wage	Median Wage	Lowest Wage	Highest Wage
THE JED FOUNDATION, 6 EAST 39TH STREET, NEW YORK, NY (https://www.google.com/maps/place/6%20EAST%2039TH%20STREET,NEW%20YORK,NY)	Graph	1	\$60,000.00	\$60,000.00	\$60,000.00	\$60,000.00

Employer Name/Employer Address	Graph	Count	Mean Wage	Median Wage	Lowest Wage	Highest Wage
Totals	Graph	1	\$60,000.00	\$60,000.00	\$60,000.00	\$60,000.00

Employer Name/Worksite Address	Graph	Count	Mean Wage	Median Wage	Lowest Wage	Highest Wage
THE JED FOUNDATION, 6 EAST 39TH STREET, NEW YORK, NY (https://www.google.com/maps/place/6%20EAST%2039TH%20STREET,NEW%20YORK,NY)	Graph	1	\$60,000.00	\$60,000.00	\$60,000.00	\$60,000.00
Totals	Graph	1	\$60,000.00	\$60,000.00	\$60,000.00	\$60,000.00

Latitude: 40.75139 Longitude: -73.980236

Employer Name/Employer Address	Graph	Count	Mean Wage	Median Wage	Lowest Wage	Highest Wage
7PARK DATA, LLC, 275 MADISON AVENUE, NEW YORK, NY (https://www.google.com/maps/place/275%20MADISON%20AVENUE,NEW%20YORK,NY)	Graph	1	\$110,000.00	\$110,000.00	\$110,000.00	\$110,000.00
INTERTRUST CORPORATE SERVICES DELAWARE LTD, 275 MADISON AVENUE, NEW YORK, NY (https://www.google.com/maps/place/275%20MADISON%20AVENUE,NEW%20YORK,NY)	Graph	1	\$235,000.00	\$235,000.00	\$235,000.00	\$235,000.00
NEW LEGACY GROUP, LLC, 275 MADISON AVENUE, NEW YORK, NY (https://www.google.com/maps/place/275%20MADISON%20AVENUE,NEW%20YORK,NY)	Graph	1	\$60,000.00	\$60,000.00	\$60,000.00	\$60,000.00
ROMER DEBBAS, LLP, 275 MADISON AVENUE, SUITE 801, NEW YORK, NY (https://www.google.com/maps/place/275%20MADISON%20AVENUE,%20SUITE%20801,NEW%20YORK,NY)	Graph	1	\$79,123.20	\$79,123.20	\$79,123.20	\$79,123.20
THE AMERICAN FRIENDS FOR STATENS MUSEUM FOR KUNST, LTD, 275 MADISON AVENUE, 6TH FLOOR, NEW YORK, NY (https://www.google.com/maps/place/275%20MADISON%20AVENUE,%206TH%20FLOOR,NEW%20YORK,NY)	Graph	1	\$103,438.40	\$103,438.40	\$103,438.40	\$103,438.40
TRENMOR LLC, 275 MADISON AVENUE, NEW YORK, NY (https://www.google.com/maps/place/275%20MADISON%20AVENUE,NEW%20YORK,NY)	Graph	1	\$100,000.00	\$100,000.00	\$100,000.00	\$100,000.00
VERTEX GLOBAL SOLUTIONS, INC., 275 MADISON AVE, 6TH FLOOR, NEW YORK, NY (https://www.google.com/maps/place/275%20MADISON%20AVE,%206TH%20FLOOR,NEW%20YORK,NY)	Graph	1	\$118,560.00	\$118,560.00	\$118,560.00	\$118,560.00
GRAND CHINDEX INC, 275 MADISON AVENUE 6TH FLOOR, NEW YORK, NY (https://www.google.com/maps/place/275%20MADISON%20AVENUE%206TH%20FLOOR,NEW%20YORK,NY)	Graph	3	\$47,590.40	\$47,590.40	\$47,590.40	\$47,590.40
Totals	Graph	10	\$94,889.28	\$79,123.20	\$47,590.40	\$235,000.00

Employer Name/Worksite Address	Graph	Count	Mean Wage	Median Wage	Lowest Wage	Highest Wage
CUMMING CONSTRUCTION MANAGEMENT, INC., 275 MADISON AVENUE, SUITE 800, NEW YORK, NY (https://www.google.com/maps/place/275%20MADISON%20AVENUE,%20SUITE%20800,NEW%20YORK,NY)	Graph	1	\$56,000.00	\$56,000.00	\$56,000.00	\$56,000.00
GRAND CHINDEX INC, 275 MADISON AVENUE 6TH FLOOR, NEW YORK, NY (https://www.google.com/maps/place/275%20MADISON%20AVENUE%206TH%20FLOOR,NEW%20YORK,NY)	Graph	1	\$47,590.40	\$47,590.40	\$47,590.40	\$47,590.40
HSBC BANK USA, N.A., 330 MADISON AVENUE, NEW YORK, NY (https://www.google.com/maps/place/330%20MADISON%20AVENUE,NEW%20YORK,NY)	Graph	1	\$240,000.00	\$240,000.00	\$240,000.00	\$240,000.00
LENNOX COMPANIES LLC, 275 MADISON AVE., NEW YORK, NY (https://www.google.com/maps/place/275%20MADISON%20AVE.,NEW%20YORK,NY)	Graph	1	\$160,000.00	\$160,000.00	\$160,000.00	\$160,000.00
ROMER DEBBAS, LLP, 275 MADISON AVENUE, SUITE 801, NEW YORK, NY (https://www.google.com/maps/place/275%20MADISON%20AVENUE,%20SUITE%20801,NEW%20YORK,NY)	Graph	1	\$79,123.20	\$79,123.20	\$79,123.20	\$79,123.20
THE AMERICAN FRIENDS FOR STATENS MUSEUM FOR KUNST, LTD, 275 MADISON AVENUE, 6TH FLOOR, NEW YORK, NY (https://www.google.com/maps/place/275%20MADISON%20AVENUE,%206TH%20FLOOR,NEW%20YORK,NY)	Graph	1	\$103,438.40	\$103,438.40	\$103,438.40	\$103,438.40
CQUMENT SYSTEMS INC, 275 MADISON AVE, NEW YORK, NY (https://www.google.com/maps/place/275%20MADISON%20AVE,NEW%20YORK,NY)	Graph	5	\$83,749.20	\$92,768.00	\$70,221.00	\$92,768.00
TATA CONSULTANCY SERVICES LIMITED, 275 MADISON AVENUE, NEW YORK, NY (https://www.google.com/maps/place/275%20MADISON%20AVENUE,NEW%20YORK,NY)	Graph	12	\$89,972.67	\$71,781.00	\$51,600.00	\$235,000.00
Totals	Graph	23	\$94,981.30	\$79,123.20	\$47,590.40	\$240,000.00

Latitude: 40.751392 Longitude: -73.970117

Employer Name/Employer Address	Graph	Count	Mean Wage	Median Wage	Lowest Wage	Highest Wage
THE INTERNATIONAL PRESCHOOLS, 330 EAST 45TH STREET, NEW YORK, NY (https://www.google.com/maps/place/330%20EAST%2045TH%20STREET,NEW%20YORK,NY)	Graph	1	\$40,314.00	\$40,314.00	\$40,314.00	\$40,314.00
THE INTERNATIONAL PRESCHOOLS, 330 E 45TH STREET, NEW YORK, NY (https://www.google.com/maps/place/330%20E%2045TH%20STREET,NEW%20YORK,NY)	Graph	2	\$33,280.00	\$33,280.00	\$33,280.00	\$33,280.00
Totals	Graph	3	\$35,624.67	\$33,280.00	\$33,280.00	\$40,314.00

Employer Name/Worksite Address	Graph	Count	Mean Wage	Median Wage	Lowest Wage	Highest Wage
THE INTERNATIONAL PRESCHOOLS, 330 EAST 45TH STREET, NEW YORK, NY (https://www.google.com/maps/place/330%20EAST%2045TH%20STREET,NEW%20YORK,NY)	Graph	1	\$40,314.00	\$40,314.00	\$40,314.00	\$40,314.00
Totals	Graph	1	\$40,314.00	\$40,314.00	\$40,314.00	\$40,314.00

Latitude: 40.751402 Longitude: -73.993497

Employer Name/Worksite Address	Graph	Count	Mean Wage	Median Wage	Lowest Wage	Highest Wage
PROFESSIONAL ACCESS LTD., 330 WEST 33RD STREET, NEW YORK, NY (https://www.google.com/maps/place/330%20WEST%2033RD%20STREET,NEW%20YORK,NY)	Graph	2	\$80,500.00	\$79,000.00	\$79,000.00	\$82,000.00
Totals	Graph	2	\$80,500.00	\$79,000.00	\$79,000.00	\$82,000.00

Latitude: 40.75141 Longitude: -73.934

Employer Name/Worksite Address	Graph	Count	Mean Wage	Median Wage	Lowest Wage	Highest Wage
AECOM TECHNICAL SERVICES, INC., 2976 NORTHERN BOULEVARD, LONG ISLAND, NY (https://www.google.com/maps/place/2976%20NORTHERN%20BOULEVARD,LONG%20ISLAND,NY)	Graph	1	\$73,923.20	\$73,923.20	\$73,923.20	\$73,923.20
Totals	Graph	1	\$73,923.20	\$73,923.20	\$73,923.20	\$73,923.20

Latitude: 40.75143 Longitude: -73.986678

Employer Name/Employer Address	Graph	Count	Mean Wage	Median Wage	Lowest Wage	Highest Wage
BILLION TOWER INTL LLC, 989 6TH AVENUE, NEW YORK, NY (https://www.google.com/maps/place/989%206TH%20AVENUE,NEW%20YORK,NY)	Graph	1	\$40,000.00	\$40,000.00	\$40,000.00	\$40,000.00
OMNIPET, INC., 989 6TH AVE, NEW YORK, NY (https://www.google.com/maps/place/989%206TH%20AVE,NEW%20YORK,NY)	Graph	1	\$135,000.00	\$135,000.00	\$135,000.00	\$135,000.00
TETHYS TECHNOLOGY, INC., 989 6TH AVENUE, NEW YORK, NY (https://www.google.com/maps/place/989%206TH%20AVENUE,NEW%20YORK,NY)	Graph	1	\$125,000.00	\$125,000.00	\$125,000.00	\$125,000.00
UP RECRUITERS, INC., 989 AVENUE OF THE AMERICAS, NEW YORK, NY (https://www.google.com/maps/place/989%20AVENUE%20OF%20THE%20AMERICAS,NEW%20YORK,NY)	Graph	1	\$46,820.80	\$46,820.80	\$46,820.80	\$46,820.80
SAFARI ENERGY, LLC, 989 SIXTH AVENUE, NEW YORK, NY (https://www.google.com/maps/place/989%20SIXTH%20AVENUE,NEW%20YORK,NY)	Graph	2	\$58,386.00	\$58,386.00	\$58,386.00	\$58,386.00
Totals	Graph	6	\$77,265.47	\$58,386.00	\$40,000.00	\$135,000.00

Employer Name/Worksite Address	Graph	Count	Mean Wage	Median Wage	Lowest Wage	Highest Wage
BILLION TOWER INTL LLC, 989 6TH AVENUE, NEW YORK, NY (https://www.google.com/maps/place/989%206TH%20AVENUE,NEW%20YORK,NY)	Graph	1	\$40,000.00	\$40,000.00	\$40,000.00	\$40,000.00
OMNIPET, INC., 989 6TH AVE, NEW YORK, NY (https://www.google.com/maps/place/989%206TH%20AVE,NEW%20YORK,NY)	Graph	1	\$135,000.00	\$135,000.00	\$135,000.00	\$135,000.00
UP RECRUITERS, INC., 989 AVENUE OF THE AMERICAS, NEW YORK, NY (https://www.google.com/maps/place/989%20AVENUE%20OF%20THE%20AMERICAS,NEW%20YORK,NY)	Graph	1	\$46,820.80	\$46,820.80	\$46,820.80	\$46,820.80
SAFARI ENERGY, LLC, 989 SIXTH AVENUE, NEW YORK, NY (https://www.google.com/maps/place/989%20SIXTH%20AVENUE,NEW%20YORK,NY)	Graph	2	\$58,386.00	\$58,386.00	\$58,386.00	\$58,386.00

Employer Name/Worksite Address	Graph	Count	Mean Wage	Median Wage	Lowest Wage	Highest Wage
Totals	Graph	5	\$67,718.56	\$58,386.00	\$40,000.00	\$135,000.00

Latitude: 40.751446 Longitude: -73.982289

Employer Name/Worksite Address	Graph	Count	Mean Wage	Median Wage	Lowest Wage	Highest Wage
RECRUITICS, LLC, 437 5TH AVE, 5TH FLOOR, NEW YORK, NY (https://www.google.com/maps/place/437%205TH%20AVE,%205TH%20FLOOR,NEW%20YORK,NY)	Graph	1	\$85,000.00	\$85,000.00	\$85,000.00	\$85,000.00
Totals	Graph	1	\$85,000.00	\$85,000.00	\$85,000.00	\$85,000.00

Employer Name/Worksite Address	Graph	Count	Mean Wage	Median Wage	Lowest Wage	Highest Wage
RECRUITICS, LLC, 437 5TH AVE, 5TH FLOOR, NEW YORK, NY (https://www.google.com/maps/place/437%205TH%20AVE,%205TH%20FLOOR,NEW%20YORK,NY)	Graph	1	\$85,000.00	\$85,000.00	\$85,000.00	\$85,000.00
Totals	Graph	1	\$85,000.00	\$85,000.00	\$85,000.00	\$85,000.00

Latitude: 40.751448 Longitude: -73.977103

Employer Name/Worksite Address	Graph	Count	Mean Wage	Median Wage	Lowest Wage	Highest Wage
STICHTING WOMEN'S WORLD BANKING, STICHTING WOMEN'S WORLD BANKING, NEW YORK, NY (https://www.google.com/maps/place/STICHTING%20WOMEN'S%20WORLD%20BANKING,NEW%20YORK,NY)	Graph	1	\$250,000.00	\$250,000.00	\$250,000.00	\$250,000.00
Totals	Graph	1	\$250,000.00	\$250,000.00	\$250,000.00	\$250,000.00

Latitude: 40.751463 Longitude: -73.820996

Employer Name/Worksite Address	Graph	Count	Mean Wage	Median Wage	Lowest Wage	Highest Wage
HISUN OPTOELECTRONICS CO., LTD, 41-09 COLLEGE POINT BLVD, 1A, FLUSHING, NY (https://www.google.com/maps/place/41-09%20COLLEGE%20POINT%20BLVD,%201A,FLUSHING,NY)	Graph	1	\$70,720.00	\$70,720.00	\$70,720.00	\$70,720.00
RAIN CHILD DEVELOPMENT CENTER INC., 133 20 AVERY AVE., FLUSHING, NY (https://www.google.com/maps/place/133%2020%20AVERY%20AVE.,FLUSHING,NY)	Graph	1	\$45,760.00	\$45,760.00	\$45,760.00	\$45,760.00
REVIVAL DURABLE MEDICAL EQUIPMENT INC., 136-69 41ST AVE. FLOOR 1, FLUSHING, NY (https://www.google.com/maps/place/136-69%2041ST%20AVE.%20FLOOR%201,FLUSHING,NY)	Graph	1	\$46,675.20	\$46,675.20	\$46,675.20	\$46,675.20
GRACE INTERNATIONAL BEAUTY SCHOOL, INC., 136-31 41ST AVENUE, 6FL, FLUSHING, NY (https://www.google.com/maps/place/136-31%2041ST%20AVENUE,%206FL,FLUSHING,NY)	Graph	2	\$52,000.00	\$47,840.00	\$47,840.00	\$56,160.00
Totals	Graph	5	\$53,431.04	\$47,840.00	\$45,760.00	\$70,720.00

Employer Name/Worksite Address	Graph	Count	Mean Wage	Median Wage	Lowest Wage	Highest Wage
88 CITY DEVELOPMENT LLC, 41-22 FULLER PL, FLUSHING, NY (https://www.google.com/maps/place/41-22%20FULLER%20PL,FLUSHING,NY)	Graph	1	\$55,764.80	\$55,764.80	\$55,764.80	\$55,764.80
A-ZS GROUP INC, 132-35 41ST ROAD UNIT 3D, FLUSHING, NY (https://www.google.com/maps/place/132-35%2041ST%20ROAD%20UNIT%203D,FLUSHING,NY)	Graph	1	\$52,625.00	\$52,625.00	\$52,625.00	\$52,625.00
GRACE INTERNATIONAL BEAUTY SCHOOL, INC., 136-31 41ST AVENUE, 6FL, FLUSHING, NY (https://www.google.com/maps/place/136-31%2041ST%20AVENUE,%206FL,FLUSHING,NY)	Graph	1	\$56,160.00	\$56,160.00	\$56,160.00	\$56,160.00
GRACE INTERNATIONAL BEAUTY SCHOOL, INC., 136-31, 41ST AVENUE, 6FL, FLUSHING, NY (https://www.google.com/maps/place/136-31,%2041ST%20AVENUE,%206FL,FLUSHING,NY)	Graph	1	\$47,840.00	\$47,840.00	\$47,840.00	\$47,840.00
HISUN OPTOELECTRONICS CO., LTD, 41-09 COLLEGE POINT BLVD, 1A, FLUSHING, NY (https://www.google.com/maps/place/41-09%20COLLEGE%20POINT%20BLVD,%201A,FLUSHING,NY)	Graph	1	\$70,720.00	\$70,720.00	\$70,720.00	\$70,720.00
MENUSIFU INC., 42-34 COLLEGE POINT, FLUSHING, NY (https://www.google.com/maps/place/42-34%20COLLEGE%20POINT,FLUSHING,NY)	Graph	1	\$75,000.00	\$75,000.00	\$75,000.00	\$75,000.00

Employer Name/Worksite Address	Graph	Count	Mean Wage	Median Wage	Lowest Wage	Highest Wage
PARAM CONSULTING SERVICES, INC, 43-70 KISSENA BLVD, FLUSHING, NY (https://www.google.com/maps/place/43-70%20KISSENA%20BLVD,FLUSHING,NY)	Graph	1	\$55,910.00	\$55,910.00	\$55,910.00	\$55,910.00
RAIN CHILD DEVELOPMENT CENTER INC., 133 20 AVERY AVE., FLUSHING, NY (https://www.google.com/maps/place/133%2020%20AVERY%20AVE.,FLUSHING,NY)	Graph	1	\$45,760.00	\$45,760.00	\$45,760.00	\$45,760.00
REVIVAL DURABLE MEDICAL EQUIPMENT INC., 136-69 41ST AVE. FLOOR 1, FLUSHING, NY (https://www.google.com/maps/place/136-69%2041ST%20AVE.%20FLOOR%201,FLUSHING,NY)	Graph	1	\$46,675.20	\$46,675.20	\$46,675.20	\$46,675.20
SELFHELP COMMUNITY SERVICES, INC, 138-52 ELDER AVENUE, FL 2, FLUSHING, NY (https://www.google.com/maps/place/138-52%20ELDER%20AVENUE,%20FL%202,FLUSHING,NY)	Graph	1	\$71,448.00	\$71,448.00	\$71,448.00	\$71,448.00
DYNAMIC PHYSICAL THERAPY SERVICES, DYNAMIC PHYSICAL THERAPY SERVICES, FLUSHING, NY (https://www.google.com/maps/place/DYNAMIC%20PHYSICAL%20THERAPY%20SERVICES,FLUSHING,NY)	Graph	2	\$47,632.00	\$47,632.00	\$47,632.00	\$47,632.00
SOFTWARE LABS LLC, SOFTWARE LABS LLC, FLUSHING, NY (https://www.google.com/maps/place/SOFTWARE%20LABS%20LLC,FLUSHING,NY)	Graph	3	\$61,333.33	\$61,000.00	\$61,000.00	\$62,000.00
TT TECHNOLOGIES INC, TT TECHNOLOGIES INC, FLUSHING, NY (https://www.google.com/maps/place/TT%20TECHNOLOGIES%20INC,FLUSHING,NY)	Graph	4	\$64,250.00	\$62,000.00	\$61,000.00	\$72,000.00
SRIVEN INFOSYS INC, SRIVEN INFOSYS INC, FLUSHING, NY (https://www.google.com/maps/place/SRIVEN%20INFOSYS%20INC,FLUSHING,NY)	Graph	6	\$61,666.67	\$61,000.00	\$61,000.00	\$65,000.00
SV IT INC, SV IT INC, FLUSHING, NY (https://www.google.com/maps/place/SV%20IT%20INC,FLUSHING,NY)	Graph	13	\$61,000.00	\$61,000.00	\$61,000.00	\$61,000.00
Totals	Graph	38	\$59,925.45	\$61,000.00	\$45,760.00	\$75,000.00

Latitude: 40.751464 Longitude: -73.984093

Employer Name/Employer Address	Graph	Count	Mean Wage	Median Wage	Lowest Wage	Highest Wage
LD TEXTILE, INC, 42 WEST 38TH STREET, STE 1104, NEW YORK, NY (https://www.google.com/maps/place/42%20WEST%2038TH%20STREET,%20STE%201104,NEW%20YORK,NY)	Graph	2	\$50,440.00	\$47,840.00	\$47,840.00	\$53,040.00
Totals	Graph	2	\$50,440.00	\$47,840.00	\$47,840.00	\$53,040.00

Employer Name/Worksite Address	Graph	Count	Mean Wage	Median Wage	Lowest Wage	Highest Wage
LD TEXTILE, INC, 42 W 38TH STREET, STE 1104, NEW YORK, NY (https://www.google.com/maps/place/42%20W%2038TH%20STREET,%20STE%201104,NEW%20YORK,NY)	Graph	1	\$53,040.00	\$53,040.00	\$53,040.00	\$53,040.00
LD TEXTILE, INC, 42 WEST 38TH STREET, STE 1104, NEW YORK, NY (https://www.google.com/maps/place/42%20WEST%2038TH%20STREET,%20STE%201104,NEW%20YORK,NY)	Graph	1	\$47,840.00	\$47,840.00	\$47,840.00	\$47,840.00
Totals	Graph	2	\$50,440.00	\$47,840.00	\$47,840.00	\$53,040.00

Latitude: 40.751469 Longitude: -73.980342

Employer Name/Employer Address	Graph	Count	Mean Wage	Median Wage	Lowest Wage	Highest Wage
FEEDVISOR, INC., 379 MADISON AVENUE, NEW YORK, NY (https://www.google.com/maps/place/379%20MADISON%20AVENUE,NEW%20YORK,NY)	Graph	1	\$200,000.00	\$200,000.00	\$200,000.00	\$200,000.00
Totals	Graph	1	\$200,000.00	\$200,000.00	\$200,000.00	\$200,000.00

Employer Name/Worksite Address	Graph	Count	Mean Wage	Median Wage	Lowest Wage	Highest Wage
FEEDVISOR, INC., 379 MADISON AVENUE, NEW YORK, NY (https://www.google.com/maps/place/379%20MADISON%20AVENUE,NEW%20YORK,NY)	Graph	1	\$200,000.00	\$200,000.00	\$200,000.00	\$200,000.00
Totals	Graph	1	\$200,000.00	\$200,000.00	\$200,000.00	\$200,000.00

Latitude: 40.751482 Longitude: -73.976318

Employer Name/Worksite Address	Graph	Count	Mean Wage	Median Wage	Lowest Wage	Highest Wage

Employer Name/Worksite Address	Graph	Count	Mean Wage	Median Wage	Lowest Wage	Highest Wage
SNAP INTERACTIVE INC., 122 E. 42ND STREET, NEW YORK, NY (https://www.google.com/maps/place/122%20E.%2042ND%20STREET,NEW%20YORK,NY)	Graph	2	\$132,000.00	\$132,000.00	\$132,000.00	\$132,000.00
Totals	Graph	2	\$132,000.00	\$132,000.00	\$132,000.00	\$132,000.00

Latitude: 40.751517 Longitude: -73.604806

Employer Name/Employer Address	Graph	Count	Mean Wage	Median Wage	Lowest Wage	Highest Wage
INTERNATIONAL MANAGEMENT SERVICES, INC, 208 STONEHINGE LANE, CARLE PLACE, NY (https://www.google.com/maps/place/208%20STONEHINGE%20LANE,CARLE%20PLACE,NY)	Graph	1	\$56,451.00	\$56,451.00	\$56,451.00	\$56,451.00
Totals	Graph	1	\$56,451.00	\$56,451.00	\$56,451.00	\$56,451.00

Employer Name/Worksite Address	Graph	Count	Mean Wage	Median Wage	Lowest Wage	Highest Wage
INTERNATIONAL MANAGEMENT SERVICES, INC, 208 STONEHINGE LANE, CARLE PLACE, NY (https://www.google.com/maps/place/208%20STONEHINGE%20LANE,CARLE%20PLACE,NY)	Graph	1	\$56,451.00	\$56,451.00	\$56,451.00	\$56,451.00
Totals	Graph	1	\$56,451.00	\$56,451.00	\$56,451.00	\$56,451.00

Latitude: 40.75152 Longitude: -73.978033

Employer Name/Employer Address	Graph	Count	Mean Wage	Median Wage	Lowest Wage	Highest Wage
NEWMARK FAMILY PROPERTIES LLC, 125 PARK AVENUE, NEW YORK, NY (https://www.google.com/maps/place/125%20PARK%20AVENUE,NEW%20YORK,NY)	Graph	1	\$72,500.00	\$72,500.00	\$72,500.00	\$72,500.00
RATAN CAPITAL MANAGEMENT LP, 125 PARK AVENUE SUITE 1520, NEW YORK, NY (https://www.google.com/maps/place/125%20PARK%20AVENUE%20SUITE%201520,NEW%20YORK,NY)	Graph	1	\$85,000.00	\$85,000.00	\$85,000.00	\$85,000.00
GLOBAL APPLICATIONS SOLUTION LLC, 125 PARK AVENUE, NEW YORK, NY (https://www.google.com/maps/place/125%20PARK%20AVENUE,NEW%20YORK,NY)	Graph	2	\$69,222.50	\$65,000.00	\$65,000.00	\$73,445.00
NEWMARK & COMPANY REAL ESTATE, INC, 125 PARK AVENUE, NEW YORK, NY (https://www.google.com/maps/place/125%20PARK%20AVENUE,NEW%20YORK,NY)	Graph	2	\$80,000.00	\$80,000.00	\$80,000.00	\$80,000.00
NEWMARK GRUBB KNIGHT FRANK, 125 PARK AVENUE, NEW YORK, NY (https://www.google.com/maps/place/125%20PARK%20AVENUE,NEW%20YORK,NY)	Graph	2	\$70,000.00	\$66,000.00	\$66,000.00	\$74,000.00
GLOBAL APPLICATIONS SOLUTION, LLC, 125 PARK AVENUE, NEW YORK, NY (https://www.google.com/maps/place/125%20PARK%20AVENUE,NEW%20YORK,NY)	Graph	11	\$75,680.73	\$75,000.00	\$65,000.00	\$80,000.00
Totals	Graph	19	\$75,180.68	\$75,000.00	\$65,000.00	\$85,000.00

Employer Name/Worksite Address	Graph	Count	Mean Wage	Median Wage	Lowest Wage	Highest Wage
RATAN CAPITAL MANAGEMENT LP, 125 PARK AVENUE SUITE 1520, NEW YORK, NY (https://www.google.com/maps/place/125%20PARK%20AVENUE%20SUITE%201520,NEW%20YORK,NY)	Graph	1	\$85,000.00	\$85,000.00	\$85,000.00	\$85,000.00
ROBERT HALF INTERNATIONAL INC., 125 PARK AVE., NEW YORK, NY (https://www.google.com/maps/place/125%20PARK%20AVE.,NEW%20YORK,NY)	Graph	1	\$60,902.00	\$60,902.00	\$60,902.00	\$60,902.00
GLOBAL APPLICATIONS SOLUTION, LLC, 125 PARK AVENUE, NEW YORK, NY (https://www.google.com/maps/place/125%20PARK%20AVENUE,NEW%20YORK,NY)	Graph	19	\$73,365.63	\$73,445.00	\$60,000.00	\$95,514.00
Totals	Graph	21	\$73,326.14	\$73,445.00	\$60,000.00	\$95,514.00

Latitude: 40.751541 Longitude: -73.973804

Employer Name/Employer Address	Graph	Count	Mean Wage	Median Wage	Lowest Wage	Highest Wage
BECKWAY GROUP LLC, 685 3RD AVENUE, NEW YORK, NY (https://www.google.com/maps/place/685%203RD%20AVENUE,NEW%20YORK,NY)	Graph	1	\$104,000.00	\$104,000.00	\$104,000.00	\$104,000.00
FREDERIC W. COOK & CO., INC., 685 THIRD AVENUE, NEW YORK, NY (https://www.google.com/maps/place/685%20THIRD%20AVENUE,NEW%20YORK,NY)	Graph	1	\$128,461.00	\$128,461.00	\$128,461.00	\$128,461.00

Employer Name/Employer Address	Graph	Count	Mean Wage	Median Wage	Lowest Wage	Highest Wage
CHANG HWA COMMERCIAL BANK LTD., 685 THIRD AVENUE, 29TH FLOOR, NEW YORK, NY (https://www.google.com/maps/place/685%20THIRD%20AVENUE,%2029TH%20FLOOR,NEW%20YORK,NY)	Graph	2	\$39,895.00	\$39,790.00	\$39,790.00	\$40,000.00
SIX SIGMA ACADEMY INTERNATIONAL, LLC, 685 THIRD AVENUE, NEW YORK, NY (https://www.google.com/maps/place/685%20THIRD%20AVENUE,NEW%20YORK,NY)	Graph	3	\$173,333.33	\$200,000.00	\$120,000.00	\$200,000.00
FOUNDATION FOR THE GLOBAL COMPACT, 685 THIRD AVENUE, NEW YORK, NY (https://www.google.com/maps/place/685%20THIRD%20AVENUE,NEW%20YORK,NY)	Graph	4	\$75,834.75	\$64,800.00	\$61,547.00	\$90,000.00
NEWOAK CAPITAL LLC, 685 THIRD AVENUE, NEW YORK, NY (https://www.google.com/maps/place/685%20THIRD%20AVENUE,NEW%20YORK,NY)	Graph	4	\$90,000.00	\$85,000.00	\$70,000.00	\$120,000.00
Totals	Graph	15	\$99,706.00	\$86,992.00	\$39,790.00	\$200,000.00

Employer Name/Worksite Address	Graph	Count	Mean Wage	Median Wage	Lowest Wage	Highest Wage
NAVIGANT CONSULTING, INC., 685 THIRD AVE., NEW YORK CITY, NY (https://www.google.com/maps/place/685%20THIRD%20AVE.,NEW%20YORK%20CITY,NY)	Graph	1	\$82,139.00	\$82,139.00	\$82,139.00	\$82,139.00
UBIQUITI NETWORKS, INC., 685 THIRD AVENUE, 27TH FLOOR, NEW YORK, NY (https://www.google.com/maps/place/685%20THIRD%20AVENUE,%2027TH%20FLOOR,NEW%20YORK,NY)	Graph	1	\$65,000.00	\$65,000.00	\$65,000.00	\$65,000.00
CHANG HWA COMMERCIAL BANK LTD., 685 3RD AVENUE, 29TH FLOOR, NEW YORK, NY (https://www.google.com/maps/place/685%203RD%20AVENUE,%2029TH%20FLOOR,NEW%20YORK,NY)	Graph	2	\$39,895.00	\$39,790.00	\$39,790.00	\$40,000.00
SALESFORCE.COM INC., 685 3RD AVENUE, NEW YORK, NY (https://www.google.com/maps/place/685%20%203RD%20AVENUE,NEW%20YORK,NY)	Graph	2	\$129,459.00	\$82,139.00	\$82,139.00	\$176,779.00
SALESFORCE.COM INC., 685 3RD AVE., NEW YORK, NY (https://www.google.com/maps/place/685%203RD%20AVE.,NEW%20YORK,NY)	Graph	2	\$71,385.00	\$56,117.00	\$56,117.00	\$86,653.00
SALESFORCE.COM INC., 685 3RD STREET, NEW YORK, NY (https://www.google.com/maps/place/685%203RD%20STREET,NEW%20YORK,NY)	Graph	2	\$46,675.00	\$46,675.00	\$46,675.00	\$46,675.00
SRIJAN TECHNOLOGIES USA INC., 685 THIRD AVE, NEW YORK, NY (https://www.google.com/maps/place/685%20THIRD%20AVE,NEW%20YORK,NY)	Graph	6	\$70,250.00	\$70,250.00	\$70,250.00	\$70,250.00
SALESFORCE.COM INC., 685 3RD AVENUE, NEW YORK, NY (https://www.google.com/maps/place/685%203RD%20AVENUE,NEW%20YORK,NY)	Graph	7	\$94,461.77	\$95,514.00	\$68,182.00	\$114,920.00
SALESFORCE.ORG, INC., 685 THIRD AVE., NEW YORK, NY (https://www.google.com/maps/place/685%20THIRD%20AVE.,NEW%20YORK,NY)	Graph	10	\$74,098.00	\$71,781.00	\$55,744.00	\$117,312.00
SALESFORCE.COM INC., 685 THIRD AVENUE, NEW YORK, NY (https://www.google.com/maps/place/685%20THIRD%20AVENUE,NEW%20YORK,NY)	Graph	17	\$100,623.50	\$86,992.00	\$61,547.00	\$200,000.00
Totals	Graph	50	\$85,125.58	\$71,781.00	\$39,790.00	\$200,000.00

Latitude: 40.751542 Longitude: -73.992098

Employer Name/Employer Address	Graph	Count	Mean Wage	Median Wage	Lowest Wage	Highest Wage
REID & WISE, LLC, 250 W 34TH STREET, SUITE 2015, NEW YORK, NY (https://www.google.com/maps/place/250%20W%2034TH%20STREET,%20SUITE%202015,NEW%20YORK,NY)	Graph	3	\$59,733.33	\$53,000.00	\$43,000.00	\$83,200.00
Totals	Graph	3	\$59,733.33	\$53,000.00	\$43,000.00	\$83,200.00

Employer Name/Worksite Address	Graph	Count	Mean Wage	Median Wage	Lowest Wage	Highest Wage
PUBLICIS HEALTHCARE COMMUNICATIONS GROUP, INC., 250 WEST 34TH STREET, NEW YORK, NY (https://www.google.com/maps/place/250%20WEST%2034TH%20STREET,NEW%20YORK,NY)	Graph	2	\$152,500.00	\$150,000.00	\$150,000.00	\$155,000.00
REID & WISE, LLC, 250 W 34TH STREET, SUITE 2015, NEW YORK, NY (https://www.google.com/maps/place/250%20W%2034TH%20STREET,%20SUITE%202015,NEW%20YORK,NY)	Graph	3	\$59,733.33	\$53,000.00	\$43,000.00	\$83,200.00
Totals	Graph	5	\$96,840.00	\$83,200.00	\$43,000.00	\$155,000.00

Latitude: 40.751546 Longitude: -73.983948

Employer Name/Employer Address	Graph	Count	Mean Wage	Median Wage	Lowest Wage	Highest Wage

Employer Name/Employer Address	Graph	Count	Mean Wage	Median Wage	Lowest Wage	Highest Wage
CKM ADVISORS, LLC., 39 WEST 38TH STREET, NEW YORK, NY (https://www.google.com/maps/place/39%20WEST%2038TH%20STREET,NEW%20YORK,NY)	Graph	1	\$86,466.00	\$86,466.00	\$86,466.00	\$86,466.00
REVOLUTION STAFFING INC, 39 WEST 38TH STREET, NEW YORK, NY (https://www.google.com/maps/place/39%20WEST%2038TH%20STREET,NEW%20YORK,NY)	Graph	1	\$70,000.00	\$70,000.00	\$70,000.00	\$70,000.00
CKM ADVISORS, LLC, 39 WEST 38TH STREET, NEW YORK, NY (https://www.google.com/maps/place/39%20WEST%2038TH%20STREET,NEW%20YORK,NY)	Graph	2	\$100,733.00	\$86,466.00	\$86,466.00	\$115,000.00
FASHION SNOOPS, INC., 39 WEST 38TH STREET, NEW YORK, NY (https://www.google.com/maps/place/39%20WEST%2038TH%20STREET,NEW%20YORK,NY)	Graph	2	\$46,675.20	\$46,675.20	\$46,675.20	\$46,675.20
REVOLUTION STAFFING, INC., 39 WEST 38TH STREET, NEW YORK, NY (https://www.google.com/maps/place/39%20WEST%2038TH%20STREET,NEW%20YORK,NY)	Graph	2	\$126,500.00	\$126,500.00	\$126,500.00	\$126,500.00
WORKSHOP/APD ARCHITECTURE DPC, 39 WEST 38TH STREET, FLOOR 7, NEW YORK, NY (https://www.google.com/maps/place/39%20WEST%2038TH%20STREET,%20FLOOR%207,NEW%20YORK,NY)	Graph	4	\$48,500.00	\$48,000.00	\$48,000.00	\$50,000.00
Totals	Graph	12	\$74,856.87	\$50,000.00	\$46,675.20	\$126,500.00

Employer Name/Worksite Address	Graph	Count	Mean Wage	Median Wage	Lowest Wage	Highest Wage
REVOLUTION STAFFING, INC., 39 WEST, 38TH STREET, NEW YORK, NY (https://www.google.com/maps/place/39%20WEST,%2038TH%20STREET,NEW%20YORK,NY)	Graph	1	\$126,500.00	\$126,500.00	\$126,500.00	\$126,500.00
CKM ADVISORS, LLC, 39 WEST 38TH STREET, NEW YORK, NY (https://www.google.com/maps/place/39%20WEST%2038TH%20STREET,NEW%20YORK,NY)	Graph	10	\$64,528.24	\$48,000.00	\$46,675.20	\$115,000.00
Totals	Graph	11	\$70,162.04	\$50,000.00	\$46,675.20	\$126,500.00

Latitude: 40.751549 Longitude: -73.984294

Employer Name/Employer Address	Graph	Count	Mean Wage	Median Wage	Lowest Wage	Highest Wage
BEENVERIFIED, INC., 48 WEST 38TH STREET, NEW YORK, NY (https://www.google.com/maps/place/48%20WEST%2038TH%20STREET,NEW%20YORK,NY)	Graph	1	\$65,000.00	\$65,000.00	\$65,000.00	\$65,000.00
JAMES E. FITZGERALD, INC., 48 WEST 38TH STREET, NEW YORK, NY (https://www.google.com/maps/place/48%20WEST%2038TH%20STREET,NEW%20YORK,NY)	Graph	1	\$135,000.00	\$135,000.00	\$135,000.00	\$135,000.00
UNITED LEGWEAR COMPANY LLC, 48 WEST 38TH STREET, NEW YORK, NY (https://www.google.com/maps/place/48%20WEST%2038TH%20STREET,NEW%20YORK,NY)	Graph	1	\$53,000.00	\$53,000.00	\$53,000.00	\$53,000.00
Totals	Graph	3	\$84,333.33	\$65,000.00	\$53,000.00	\$135,000.00

Employer Name/Worksite Address	Graph	Count	Mean Wage	Median Wage	Lowest Wage	Highest Wage
JAMES E. FITZGERALD, INC., 48 WEST 38TH STREET, NEW YORK, NY (https://www.google.com/maps/place/48%20WEST%2038TH%20STREET,NEW%20YORK,NY)	Graph	2	\$94,000.00	\$53,000.00	\$53,000.00	\$135,000.00
Totals	Graph	2	\$94,000.00	\$53,000.00	\$53,000.00	\$135,000.00

Latitude: 40.751587 Longitude: -73.990269

Employer Name/Employer Address	Graph	Count	Mean Wage	Median Wage	Lowest Wage	Highest Wage
LAW OFFICES OF ANDREW PARK, P.C., 450 SEVENTH AVENUE, SUITE 1805, NEW YORK, NY (https://www.google.com/maps/place/450%20SEVENTH%20AVENUE,%20SUITE%201805,NEW%20YORK,NY)	Graph	1	\$52,000.00	\$52,000.00	\$52,000.00	\$52,000.00
METAL TRADING CORP, 450 7TH AVENUE, SUITE 2300, NEW YORK, NY (https://www.google.com/maps/place/450%207TH%20AVENUE,%20SUITE%202300,NEW%20YORK,NY)	Graph	1	\$71,988.80	\$71,988.80	\$71,988.80	\$71,988.80
OLYMPIAD SCHOOL INC., 450 7TH AVENUE, SUITE 804, NEW YORK, NY (https://www.google.com/maps/place/450%207TH%20AVENUE,%20SUITE%20804,NEW%20YORK,NY)	Graph	1	\$61,443.20	\$61,443.20	\$61,443.20	\$61,443.20
PARK STREET VENTURES LLC, 450 7TH AVENUE, NEW YORK, NY (https://www.google.com/maps/place/450%207TH%20AVENUE,NEW%20YORK,NY)	Graph	1	\$500,000.00	\$500,000.00	\$500,000.00	\$500,000.00
PHOENIX VANGUARD, INC., 450 SEVENTH AVENUE, SUITE 1101, NEW YORK, NY (https://www.google.com/maps/place/450%20SEVENTH%20AVENUE,%20SUITE%201101,NEW%20YORK,NY)	Graph	1	\$63,000.00	\$63,000.00	\$63,000.00	\$63,000.00

Employer Name/Employer Address	Graph	Count	Mean Wage	Median Wage	Lowest Wage	Highest Wage
WORLD ANIMAL PROTECTION, 450 SEVENTH AVENUE, NEW YORK, NY (https://www.google.com/maps/place/450%20SEVENTH%20AVENUE,NEW%20YORK,NY)	Graph	1	\$70,000.00	\$70,000.00	\$70,000.00	\$70,000.00
IDEAL INTERIORS GROUP LLC, 450 SEVENTH AVENUE, NEW YORK, NY (https://www.google.com/maps/place/450%20SEVENTH%20AVENUE,NEW%20YORK,NY)	Graph	2	\$131,249.82	\$87,499.88	\$87,499.88	\$174,999.88
LAW OFFICES OF CLIFFORD A. MEIROWITZ, PLLC, 450 SEVENTH AVENUE, NEW YORK, NY (https://www.google.com/maps/place/450%20SEVENTH%20AVENUE,NEW%20YORK,NY)	Graph	2	\$85,987.20	\$85,987.20	\$85,987.20	\$85,987.20
RELIANT INFO SECURITY INC., 450 SEVENTH AVENUE SUITE 503, NEW YORK, NY (https://www.google.com/maps/place/450%20SEVENTH%20AVENUE%20SUITE%20503,NEW%20YORK,NY)	Graph	2	\$78,750.00	\$75,000.00	\$75,000.00	\$82,500.00
LAW OFFICES OF ANDREW PARK PC, 450 7TH AVE, NEW YORK, NY (https://www.google.com/maps/place/450%207TH%20AVE,NEW%20YORK,NY)	Graph	3	\$48,838.40	\$46,675.20	\$46,675.20	\$53,164.80
ECLARO INTERNATIONAL, INC, 450 SEVENTH AVENUE, NEW YORK, NY (https://www.google.com/maps/place/450%20SEVENTH%20AVENUE,NEW%20YORK,NY)	Graph	7	\$63,469.43	\$47,590.00	\$47,590.00	\$124,999.43
Totals	Graph	22	\$90,963.97	\$63,000.00	\$46,675.20	\$500,000.00

Employer Name/Worksite Address	Graph	Count	Mean Wage	Median Wage	Lowest Wage	Highest Wage
METAL TRADING CORP, 450 7TH AVENUE, SUITE 2300, NEW YORK, NY (https://www.google.com/maps/place/450%207TH%20AVENUE,%20SUITE%202300,NEW%20YORK,NY)	Graph	1	\$71,988.80	\$71,988.80	\$71,988.80	\$71,988.80
RELIANT INFO SECURITY INC., 450 SEVENTH AVENUE SUITE 503, NEW YORK, NY (https://www.google.com/maps/place/450%20SEVENTH%20AVENUE%20SUITE%20503,NEW%20YORK,NY)	Graph	2	\$78,750.00	\$75,000.00	\$75,000.00	\$82,500.00
LAW OFFICES OF ANDREW PARK PC, 450 7TH AVE, NEW YORK, NY (https://www.google.com/maps/place/450%207TH%20AVE,NEW%20YORK,NY)	Graph	3	\$48,838.40	\$46,675.20	\$46,675.20	\$53,164.80
WORLD ANIMAL PROTECTION, 450 SEVENTH AVENUE, NEW YORK, NY (https://www.google.com/maps/place/450%20SEVENTH%20AVENUE,NEW%20YORK,NY)	Graph	12	\$85,298.22	\$71,780.80	\$47,590.00	\$174,999.76
SCHONFELD TOOLS, LLC., 450 7TH AVENUE, NEW YORK, NY (https://www.google.com/maps/place/450%207TH%20AVENUE,NEW%20YORK,NY)	Graph	14	\$129,462.57	\$90,000.00	\$45,000.00	\$500,000.00
Totals	Graph	32	\$100,376.83	\$75,000.00	\$45,000.00	\$500,000.00

Latitude: 40.751588 Longitude: -73.984047

Employer Name/Employer Address	Graph	Count	Mean Wage	Median Wage	Lowest Wage	Highest Wage
SMART AGE SOLUTIONS, 42 38TH STREET, NEW YORK, NY (https://www.google.com/maps/place/42%2038TH%20STREET,NEW%20YORK,NY)	Graph	1	\$39,998.40	\$39,998.40	\$39,998.40	\$39,998.40
Totals	Graph	1	\$39,998.40	\$39,998.40	\$39,998.40	\$39,998.40

Employer Name/Worksite Address	Graph	Count	Mean Wage	Median Wage	Lowest Wage	Highest Wage
SMART AGE SOLUTIONS, 42 38TH STREET, NEW YORK, NY (https://www.google.com/maps/place/42%2038TH%20STREET,NEW%20YORK,NY)	Graph	1	\$39,998.40	\$39,998.40	\$39,998.40	\$39,998.40
Totals	Graph	1	\$39,998.40	\$39,998.40	\$39,998.40	\$39,998.40

Latitude: 40.751598 Longitude: -73.990261

Employer Name/Worksite Address	Graph	Count	Mean Wage	Median Wage	Lowest Wage	Highest Wage
OLYMPIAD SCHOOL INC., 470 7TH AVENUE, SUITE 804, NEW YORK, NY (https://www.google.com/maps/place/470%207TH%20AVENUE,%20SUITE%20804,NEW%20YORK,NY)	Graph	1	\$61,443.20	\$61,443.20	\$61,443.20	\$61,443.20
Totals	Graph	1	\$61,443.20	\$61,443.20	\$61,443.20	\$61,443.20

Latitude: 40.751598 Longitude: -73.97814

Employer Name/Employer Address	Graph	Count	Mean Wage	Median Wage	Lowest Wage	Highest Wage

Employer Name/Employer Address	Graph	Count	Mean Wage	Median Wage	Lowest Wage	Highest Wage
BLOOMBERG POLARLAKE USA LLC, 120 PARK AVENUE, NEW YORK, NY (https://www.google.com/maps/place/120%20PARK%20AVENUE,NEW%20YORK,NY)	Graph	1	\$120,000.00	\$120,000.00	\$120,000.00	\$120,000.00
NATIONAL ASSOCIATION OF CITY TRANSPORTATION OFFICIALS, INC., 120 PARK AVENUE, NEW YORK, NY (https://www.google.com/maps/place/120%20PARK%20AVENUE,NEW%20YORK,NY)	Graph	1	\$67,095.00	\$67,095.00	\$67,095.00	\$67,095.00
Totals	Graph	2	\$93,547.50	\$67,095.00	\$67,095.00	\$120,000.00

Employer Name/Worksite Address	Graph	Count	Mean Wage	Median Wage	Lowest Wage	Highes Wage
CHEPAUK SOLUTIONS LLC, 101 PARK AVENUE, NEW YORK, NY (https://www.google.com/maps/place/101%20PARK%20AVENUE,NEW%20YORK,NY)	Graph	2	\$108,750.00	\$70,500.00	\$70,500.00	\$147,000.
MIRACLE SOFTTECH, LLC., 120 PARK AVE., NEW YORK, NY (https://www.google.com/maps/place/120%20PARK%20AVE.,NEW%20YORK,NY)	Graph	2	\$85,000.00	\$85,000.00	\$85,000.00	\$85,000.0
BLOOMBERG, LP, 120 PARK AVE, NEW YORK, NY (https://www.google.com/maps/place/120%20PARK%20AVE,NEW%20YORK,NY)	Graph	10	\$157,300.00	\$151,000.00	\$130,000.00	\$192,000.
ORACLE AMERICA, INC, 120 PARK AVENUE, 26TH FLOOR, NEW YORK, NY (https://www.google.com/maps/place/120%20PARK%20AVENUE,%2026TH%20FLOOR,NEW%20YORK,NY)	Graph	10	\$136,906.00	\$136,906.00	\$136,906.00	\$136,906.
BLOOMBERG, LP, 120 PARK AVENUE, NEW YORK, NY (https://www.google.com/maps/place/120%20PARK%20AVENUE,NEW%20YORK,NY)	Graph	329	\$141,105.51	\$139,000.00	\$67,095.00	\$270,000.
Totals	Graph	353	\$140,944.12	\$136,906.00	\$67,095.00	\$270,000.

Latitude: 40.751611 Longitude: -73.980602

Employer Name/Employer Address	Graph	Count	Mean Wage	Median Wage	Lowest Wage	Highest Wage
TRENDWELL INC., 16 EAST 40TH ST., NEW YORK, NY (https://www.google.com/maps/place/16%20EAST%2040TH%20ST.,NEW%20YORK,NY)	Graph	1	\$40,000.00	\$40,000.00	\$40,000.00	\$40,000.00
THE DINEX GROUP, LLC, 16 EAST 40TH STREET, NEW YORK, NY (https://www.google.com/maps/place/16%20EAST%2040TH%20STREET,NEW%20YORK,NY)	Graph	6	\$65,525.50	\$46,051.00	\$46,051.00	\$85,000.00
Totals	Graph	7	\$61,879.00	\$46,051.00	\$40,000.00	\$85,000.00

Employer Name/Worksite Address	Graph	Count	Mean Wage	Median Wage	Lowest Wage	Highest Wage
ALTERNATIVE CARE SYSTEMS, INC., 16 EAST 40TH STREET, NEW YORK, NY (https://www.google.com/maps/place/16%20EAST%2040TH%20STREET,NEW%20YORK,NY)	Graph	1	\$51,438.40	\$51,438.40	\$51,438.40	\$51,438.40
Totals	Graph	1	\$51,438.40	\$51,438.40	\$51,438.40	\$51,438.40

Latitude: 40.751626 Longitude: -73.975832

Employer Name/Employer Address	Graph	Count	Mean Wage	Median Wage	Lowest Wage	Hiq W
ALTON AVIATION CONSULTANCY LLC, 380 LEXINGTON AVENUE, NEW YORK, NY (https://www.google.com/maps/place/380%20LEXINGTON%20AVENUE,NEW%20YORK,NY)	Graph	1	\$85,000.00	\$85,000.00	\$85,000.00	\$85
LEXDEN CAPITAL LLC, 380 LEXINGTON AVENUE, NEW YORK, NY (https://www.google.com/maps/place/380%20LEXINGTON%20AVENUE,NEW%20YORK,NY)	Graph	1	\$62,317.00	\$62,317.00	\$62,317.00	\$62
VETERANS SOURCING GROUP, LLC, 380 LEXINGTON AVENUE, SUITE 2220, NEW YORK, NY (https://www.google.com/maps/place/380%20LEXINGTON%20AVENUE,%20SUITE%202220,NEW%20YORK,NY)	Graph	1	\$100,000.00	\$100,000.00	\$100,000.00	\$100
Totals	Graph	3	\$82,439.00	\$85,000.00	\$62,317.00	\$100

Employer Name/Worksite Address	Graph	Count	Mean Wage	Median Wage	Lowest Wage	Hi W
ALTON AVIATION CONSULTANCY LLC, 380 LEXINGTON AVENUE 17TH FLOOR, NEW YORK, NY (https://www.google.com/maps/place/380%20LEXINGTON%20AVENUE%2017TH%20FLOOR,NEW%20YORK,NY)	Graph	1	\$85,000.00	\$85,000.00	\$85,000.00	\$85

Employer Name/Worksite Address	Graph	Count	Mean Wage	Median Wage	Lowest Wage	Highest Wage
VETERANS SOURCING GROUP, LLC, 380 LEXINGTON AVENUE, SUITE 2220, NEW YORK, NY (https://www.google.com/maps/place/380%20LEXINGTON%20AVENUE,%20SUITE%202220,NEW%20YORK,NY)	Graph	1	\$100,000.00	\$100,000.00	\$100,000.00	\$100,000.00
LEXDEN CAPITAL LLC, 380 LEXINGTON AVENUE, NEW YORK, NY (https://www.google.com/maps/place/380%20LEXINGTON%20AVENUE,NEW%20YORK,NY)	Graph	2	\$66,268.90	\$62,317.00	\$62,317.00	\$70,000.00
Totals	Graph	4	\$79,384.45	\$70,220.80	\$62,317.00	\$100,000.00

Latitude: 40.751639 Longitude: -73.988339

Employer Name/Employer Address	Graph	Count	Mean Wage	Median Wage	Lowest Wage	Highest Wage
ATRIA CONSULTING LLC, 132 WEST 36TH ST., STE. 503, NEW YORK, NY (https://www.google.com/maps/place/132%20WEST%2036TH%20ST.,%20STE.%20503,NEW%20YORK,NY)	Graph	1	\$75,000.00	\$75,000.00	\$75,000.00	\$75,000.00
SUSAN BRADY LIGHTING DESIGN, INC, 132 WEST 36TH STREET, NEW YORK, NY (https://www.google.com/maps/place/132%20WEST%2036TH%20STREET,NEW%20YORK,NY)	Graph	1	\$65,000.00	\$65,000.00	\$65,000.00	\$65,000.00
Totals	Graph	2	\$70,000.00	\$65,000.00	\$65,000.00	\$75,000.00

Employer Name/Worksite Address	Graph	Count	Mean Wage	Median Wage	Lowest Wage	Highest Wage
SUSAN BRADY LIGHTING DESIGN, INC, 132 WEST 36TH STREET, NEW YORK, NY (https://www.google.com/maps/place/132%20WEST%2036TH%20STREET,NEW%20YORK,NY)	Graph	1	\$65,000.00	\$65,000.00	\$65,000.00	\$65,000.00
HP INFOSYSTEMS LLC, 132 W 36 STREET,, NEW YORK, NY (https://www.google.com/maps/place/132%20W%2036%20STREET,,NEW%20YORK,NY)	Graph	2	\$56,000.00	\$56,000.00	\$56,000.00	\$56,000.00
Totals	Graph	3	\$59,000.00	\$56,000.00	\$56,000.00	\$65,000.00

Latitude: 40.751639 Longitude: -73.975506

Employer Name/Employer Address	Graph	Count	Mean Wage	Median Wage	Lowest Wage	Highest Wage
BALL BAKER LEAKE LLC, 122 EAST 42ND STREET, NEW YORK, NY (https://www.google.com/maps/place/122%20EAST%2042ND%20STREET,NEW%20YORK,NY)	Graph	1	\$70,000.00	\$70,000.00	\$70,000.00	\$70,000.00
INTERNATIONAL RESCUE COMMITTEE, INC., 122 EAST 42ND STREET, NEW YORK, NY (https://www.google.com/maps/place/122%20EAST%2042ND%20STREET,NEW%20YORK,NY)	Graph	1	\$160,000.00	\$160,000.00	\$160,000.00	\$160,000.00
SNAP INTERACTIVE, INC., 122 EAST 42ND STREET, NEW YORK, NY (https://www.google.com/maps/place/122%20EAST%2042ND%20STREET,NEW%20YORK,NY)	Graph	1	\$55,000.00	\$55,000.00	\$55,000.00	\$55,000.00
STICHTING WOMEN'S WORLD BANKING, 122 EAST 42ND STREET, NEW YORK, NY (https://www.google.com/maps/place/122%20EAST%2042ND%20STREET,NEW%20YORK,NY)	Graph	1	\$250,000.00	\$250,000.00	\$250,000.00	\$250,000.00
MEDIASIGHT INCORPORATED, 122 EAST 42ND STREET, NEW YORK, NY (https://www.google.com/maps/place/122%20EAST%2042ND%20STREET,NEW%20YORK,NY)	Graph	3	\$210,000.00	\$210,000.00	\$210,000.00	\$210,000.00
INTERNATIONAL RESCUE COMMITTEE, INC., 122 EAST 42ND STREET, NEW YORK, NY (https://www.google.com/maps/place/122%20EAST%2042ND%20STREET,NEW%20YORK,NY)	Graph	17	\$103,350.00	\$91,478.00	\$57,554.00	\$169,458.00
Totals	Graph	24	\$121,747.92	\$100,090.00	\$55,000.00	\$250,000.00

Employer Name/Worksite Address	Graph	Count	Mean Wage	Median Wage	Lowest Wage	Highest Wage
INTERNATIONAL RESCUE COMMITTEE, INC., 122 EAST 42ND ST, NEW YORK, NY (https://www.google.com/maps/place/122%20EAST%2042ND%20ST,NEW%20YORK,NY)	Graph	2	\$110,063.00	\$55,744.00	\$55,744.00	\$164,382.00
MEDIASIGHT INCORPORATED, 122 EAST 42ND STREET, NEW YORK, NY (https://www.google.com/maps/place/122%20EAST%2042ND%20STREET,NEW%20YORK,NY)	Graph	27	\$107,008.37	\$87,942.00	\$55,000.00	\$210,000.00
Totals	Graph	29	\$107,219.03	\$87,942.00	\$55,000.00	\$210,000.00

Latitude: 40.751654 Longitude: -73.980206

Employer Name/Worksite Address	Graph	Count	Mean Wage	Median Wage	Lowest Wage	Highest Wage

Employer Name/Worksite Address	Graph	Count	Mean Wage	Median Wage	Lowest Wage	Highest Wage
STEVEN DOUGLAS ASSOCIATES, INC., ONE MADISON AVENUE, NEW YORK, NY (https://www.google.com/maps/place/ONE%20MADISON%20AVENUE,NEW%20YORK,NY)	Graph	1	\$175,000.00	\$175,000.00	\$175,000.00	\$175,000.00
Totals	Graph	1	\$175,000.00	\$175,000.00	\$175,000.00	\$175,000.00

Latitude: 40.751656 Longitude: -73.988037

Employer Name/Worksite Address	Graph	Count	Mean Wage	Median Wage	Lowest Wage	Highest Wage
CLS, 123 LLC, 121 WEST 36TH STREET, NEW YORK, NY (https://www.google.com/maps/place/121%20WEST%2036TH%20STREET,NEW%20YORK,NY)	Graph	1	\$46,987.20	\$46,987.20	\$46,987.20	\$46,987.20
Totals	Graph	1	\$46,987.20	\$46,987.20	\$46,987.20	\$46,987.20

Employer Name/Worksite Address	Graph	Count	Mean Wage	Median Wage	Lowest Wage	Highest Wage
CLS, 123 LLC, 121 WEST 36TH STREET, NEW YORK, NY (https://www.google.com/maps/place/121%20WEST%2036TH%20STREET,NEW%20YORK,NY)	Graph	1	\$46,987.20	\$46,987.20	\$46,987.20	\$46,987.20
Totals	Graph	1	\$46,987.20	\$46,987.20	\$46,987.20	\$46,987.20

Latitude: 40.751664 Longitude: -73.948299

Employer Name/Worksite Address	Graph	Count	Mean Wage	Median Wage	Lowest Wage	Highest Wage
FABIAN JABRO AND STARLING KEENE, 43-10 11TH STREET, 2ND FLOOR, LONG ISLAND CITY, NY (https://www.google.com/maps/place/43-10%2011TH%20STREET,%202ND%20FLOOR,LONG%20ISLAND%20CITY,NY)	Graph	1	\$52,000.00	\$52,000.00	\$52,000.00	\$52,000.00
STANDARD ARCHITECTS, 43-10 11TH STREET, 2ND FLOOR, LONG ISLAND CITY, NY (https://www.google.com/maps/place/43-10%2011TH%20STREET,%202ND%20FLOOR,LONG%20ISLAND%20CITY,NY)	Graph	1	\$52,000.00	\$52,000.00	\$52,000.00	\$52,000.00
KISKA DEVELOPERS INC., 43-10 11TH STREET, LONG ISLAND CITY, NY (https://www.google.com/maps/place/43-10%2011TH%20STREET,LONG%20ISLAND%20CITY,NY)	Graph	2	\$62,171.00	\$62,171.00	\$62,171.00	\$62,171.00
Totals	Graph	4	\$57,085.50	\$52,000.00	\$52,000.00	\$62,171.00

Employer Name/Worksite Address	Graph	Count	Mean Wage	Median Wage	Lowest Wage	Highest Wage
KISKA DEVELOPERS INC., 43-10 11TH STREET, LONG ISLAND CITY, NY (https://www.google.com/maps/place/43-10%2011TH%20STREET,LONG%20ISLAND%20CITY,NY)	Graph	2	\$62,171.00	\$62,171.00	\$62,171.00	\$62,171.00
STANDARD ARCHITECTS, 43-10 11TH STREET, 2ND FLOOR, LONG ISLAND CITY, NY (https://www.google.com/maps/place/43-10%2011TH%20STREET,%202ND%20FLOOR,LONG%20ISLAND%20CITY,NY)	Graph	2	\$52,000.00	\$52,000.00	\$52,000.00	\$52,000.00
Totals	Graph	4	\$57,085.50	\$52,000.00	\$52,000.00	\$62,171.00

Latitude: 40.751675 Longitude: -73.883666

Employer Name/Worksite Address	Graph	Count	Mean Wage	Median Wage	Lowest Wage	Highest Wage
BWY INC., 77-14 ROOSEVELT AVE, 2FL, JACKSON HEIGHTS, NY (https://www.google.com/maps/place/77-14%20ROOSEVELT%20AVE,%202FL,JACKSON%20HEIGHTS,NY)	Graph	1	\$70,075.00	\$70,075.00	\$70,075.00	\$70,075.00
Totals	Graph	1	\$70,075.00	\$70,075.00	\$70,075.00	\$70,075.00

Employer Name/Worksite Address	Graph	Count	Mean Wage	Median Wage	Lowest Wage	Highest Wage
BWY INC., 77-14 ROOSEVELT AVE, 2FL, JACKSON HEIGHTS, NY (https://www.google.com/maps/place/77-14%20ROOSEVELT%20AVE,%202FL,JACKSON%20HEIGHTS,NY)	Graph	1	\$70,075.00	\$70,075.00	\$70,075.00	\$70,075.00

Employer Name/Worksite Address	Graph	Count	Mean Wage	Median Wage	Lowest Wage	Highest Wage
LAW OFFICES OF ANDREW PARK, P.C., 450 SEVENTH AVENUE, SUITE 1805, NEW YORK, NY (https://www.google.com/maps/place/450%20SEVENTH%20AVENUE,%20SUITE%201805,NEW%20YORK,NY)	Graph	1	\$52,000.00	\$52,000.00	\$52,000.00	\$52,000.00
PROGRESO TAX INC, 8209 ROOSEVELT AVE, JACKSON HEIGHTS, NY (https://www.google.com/maps/place/8209%20ROOSEVELT%20AVE,JACKSON%20HEIGHTS,NY)	Graph	1	\$68,640.00	\$68,640.00	\$68,640.00	\$68,640.00
PROGRESO TAX, INC., 82-09 ROOSEVELT AVENUE, JACKSON HEIGHTS, NY (https://www.google.com/maps/place/82-09%20ROOSEVELT%20AVENUE,JACKSON%20HEIGHTS,NY)	Graph	2	\$55,764.80	\$55,764.80	\$55,764.80	\$55,764.80
Totals	Graph	5	\$60,448.92	\$55,764.80	\$52,000.00	\$70,075.00

Latitude: 40.751679 Longitude: -73.987658

Employer Name/Employer Address	Graph	Count	Mean Wage	Median Wage	Lowest Wage	High Wa
ACTIMIZE, INC., 1359 BROADWAY, NEW YORK, NY (https://www.google.com/maps/place/1359%20BROADWAY,NEW%20YORK,NY)	Graph	1	\$115,000.00	\$115,000.00	\$115,000.00	\$115,00
AI MEDIA GROUP LLC., 1359 BROADWAY, NEW YORK, NY (https://www.google.com/maps/place/1359%20BROADWAY,NEW%20YORK,NY)	Graph	1	\$55,000.00	\$55,000.00	\$55,000.00	\$55,00
ASSET CONTROL SYSTEMS INC., 1359 BROADWAY, NEW YORK, NY (https://www.google.com/maps/place/1359%20BROADWAY,NEW%20YORK,NY)	Graph	1	\$75,175.05	\$75,175.05	\$75,175.05	\$75,17
LF DISTRIBUTION HOLDING, INC., 1359 BROADWAY, NEW YORK, NY (https://www.google.com/maps/place/1359%20BROADWAY,NEW%20YORK,NY)	Graph	1	\$125,000.00	\$125,000.00	\$125,000.00	\$125,00
MEDMEME LLC, 1359 BROADWAY, NEW YORK, NY (https://www.google.com/maps/place/1359%20BROADWAY,NEW%20YORK,NY)	Graph	1	\$66,000.00	\$66,000.00	\$66,000.00	\$66,00
SLCE ARCHITECTS LLP, 1359 BROADWAY 14TH FLR, NEW YORK, NY (https://www.google.com/maps/place/1359%20BROADWAY%20%2014TH%20FLR,NEW%20YORK,NY)	Graph	1	\$46,000.00	\$46,000.00	\$46,000.00	\$46,00
SLCE ARCHITECTS LLP, 1359 BROADWAY, NEW YORK, NY (https://www.google.com/maps/place/1359%20BROADWAY,NEW%20YORK,NY)	Graph	1	\$71,802.00	\$71,802.00	\$71,802.00	\$71,80
ACTIMIZE, INC., 1359 BROADWAY, 5TH FLOOR, NEW YORK CITY, NY (https://www.google.com/maps/place/1359%20BROADWAY,%205TH%20FLOOR,NEW%20YORK%20CITY,NY)	Graph	2	\$130,000.00	\$90,000.00	\$90,000.00	\$170,00
DREAMSAIL GAMES LLC, 1359 BROADWAY, NEW YORK, NY (https://www.google.com/maps/place/1359%20BROADWAY,NEW%20YORK,NY)	Graph	2	\$65,000.00	\$65,000.00	\$65,000.00	\$65,00
IPREO US LLC, 1359 BROADWAY, NEW YORK, NY (https://www.google.com/maps/place/1359%20BROADWAY,NEW%20YORK,NY)	Graph	4	\$133,075.00	\$120,000.00	\$72,300.00	\$180,00
LF DISTRIBUTION INTERNATIONAL INC., 1359 BROADWAY, NEW YORK, NY (https://www.google.com/maps/place/1359%20BROADWAY,NEW%20YORK,NY)	Graph	5	\$64,187.80	\$46,675.00	\$45,000.00	\$100,00
Totals	Graph	20	\$89,860.80	\$72,300.00	\$45,000.00	\$180,00

Employer Name/Worksite Address	Graph	Count	Mean Wage	Median Wage	Lowest Wage	Highest Wage
FRIENDLY CONSULTANTS, INC., 1359 BROADWAY, 5TH FLOOR, NEW YORK, NY (https://www.google.com/maps/place/1359%20BROADWAY,%205TH%20FLOOR,NEW%20YORK,NY)	Graph	1	\$65,500.00	\$65,500.00	\$65,500.00	\$65,500.00
NEW YORK STATE ENERGY RESEARCH AND DEVELOPMENT AUTHORITY, 1359 BROADWAY, 19TH FLOOR, NEW YORK, NY (https://www.google.com/maps/place/1359%20BROADWAY,%2019TH%20FLOOR,NEW%20YORK,NY)	Graph	1	\$100,000.00	\$100,000.00	\$100,000.00	\$100,000.00
SLCE ARCHITECTS LLP, 1359 BROADWAY 14TH FLR, NEW YORK, NY (https://www.google.com/maps/place/1359%20BROADWAY%20%2014TH%20FLR,NEW%20YORK,NY)	Graph	1	\$46,000.00	\$46,000.00	\$46,000.00	\$46,000.00
ACTIMIZE, INC., ACTIMIZE, INC., NEW YORK, NY (https://www.google.com/maps/place/ACTIMIZE,%20INC.,NEW%20YORK,NY)	Graph	2	\$130,000.00	\$90,000.00	\$90,000.00	\$170,000.00
UROOJ, LLC, 1359 BROADWAY, SUITE 2, NEW YORK, NY (https://www.google.com/maps/place/1359%20BROADWAY,%20SUITE%202,NEW%20YORK,NY)	Graph	2	\$67,000.00	\$67,000.00	\$67,000.00	\$67,000.00
ACTIMIZE, INC., 1359 BROADWAY, NEW YORK, NY (https://www.google.com/maps/place/1359%20BROADWAY,NEW%20YORK,NY)	Graph	121	\$84,600.46	\$84,198.00	\$45,000.00	\$180,000.00
Totals	Graph	128	\$84,704.34	\$84,198.00	\$45,000.00	\$180,000.00

Latitude: 40.751685 Longitude: -73.984277

Employer Name/Employer Address	Graph	Count	Mean Wage	Median Wage	Lowest Wage	Highest Wage
CMYK+WHITE INC, 49 W 38TH STREET, NEW YORK, NY (https://www.google.com/maps/place/49%20W%2038TH%20STREET,NEW%20YORK,NY)	Graph	1	\$66,732.80	\$66,732.80	\$66,732.80	\$66,732.80
STEPHEN WEBSTER USA INC, 49 WEST 38TH STREET, NEW YORK, NY (https://www.google.com/maps/place/49%20WEST%2038TH%20STREET,NEW%20YORK,NY)	Graph	1	\$75,000.00	\$75,000.00	\$75,000.00	\$75,000.00
CMYK+WHITE, INC., 49 W 38TH STREET, NEW YORK, NY (https://www.google.com/maps/place/49%20W%2038TH%20STREET,NEW%20YORK,NY)	Graph	2	\$48,000.00	\$40,000.00	\$40,000.00	\$56,000.00
Totals	Graph	4	\$59,433.20	\$56,000.00	\$40,000.00	\$75,000.00

Employer Name/Worksite Address	Graph	Count	Mean Wage	Median Wage	Lowest Wage	Highest Wage
CMYK+WHITE INC, 49 W 38TH STREET, NEW YORK, NY (https://www.google.com/maps/place/49%20W%2038TH%20STREET,NEW%20YORK,NY)	Graph	1	\$66,732.80	\$66,732.80	\$66,732.80	\$66,732.80
STEPHEN WEBSTER USA INC, 49 WEST 38TH STREET, NEW YORK, NY (https://www.google.com/maps/place/49%20WEST%2038TH%20STREET,NEW%20YORK,NY)	Graph	1	\$75,000.00	\$75,000.00	\$75,000.00	\$75,000.00
Totals	Graph	2	\$70,866.40	\$66,732.80	\$66,732.80	\$75,000.00

Latitude: 40.751686 Longitude: -73.976807

Employer Name/Worksite Address	Graph	Count	Mean Wage	Median Wage	Lowest Wage	Highest Wage
IAC PUBLISHING LLC, 110 E 42ND STREET, NEW YORK, NY (https://www.google.com/maps/place/110%20E%2042ND%20STREET,NEW%20YORK,NY)	Graph	1	\$147,243.00	\$147,243.00	\$147,243.00	\$147,243.00
Totals	Graph	1	\$147,243.00	\$147,243.00	\$147,243.00	\$147,243.00

Latitude: 40.751689 Longitude: -73.980017

Employer Name/Employer Address	Graph	Count	Mean Wage	Median Wage	Lowest Wage	Highest Wage
TAYLOR ST MADISON LLC, 285 MADISON AVE., NEW YORK, NY (https://www.google.com/maps/place/285%20MADISON%20AVE.,NEW%20YORK,NY)	Graph	1	\$72,300.80	\$72,300.80	\$72,300.80	\$72,300.80
MISYS INTERNATIONAL BANKING SYSTEMS INC., 285 MADISON AVENUE, NEW YORK, NY (https://www.google.com/maps/place/285%20MADISON%20AVENUE,NEW%20YORK,NY)	Graph	3	\$86,733.33	\$82,100.00	\$82,100.00	\$96,000.00
Totals	Graph	4	\$83,125.20	\$82,100.00	\$72,300.80	\$96,000.00

Employer Name/Worksite Address	Graph	Count	Mean Wage	Median Wage	Lowest Wage	Highest Wage
TAYLOR ST MADISON LLC, 285 MADISON AVE., NEW YORK, NY (https://www.google.com/maps/place/285%20MADISON%20AVE.,NEW%20YORK,NY)	Graph	1	\$72,300.80	\$72,300.80	\$72,300.80	\$72,300.80
MISYS INTERNATIONAL BANKING SYSTEMS INC., 285 MADISON AVENUE, NEW YORK, NY (https://www.google.com/maps/place/285%20MADISON%20AVENUE,NEW%20YORK,NY)	Graph	2	\$89,050.00	\$82,100.00	\$82,100.00	\$96,000.00
Totals	Graph	3	\$83,466.93	\$82,100.00	\$72,300.80	\$96,000.00

Latitude: 40.751701 Longitude: -74.001869

Employer Name/Worksite Address	Graph	Count	Mean Wage	Median Wage	Lowest Wage	Highest Wage
SIX SIGMA NYC INC., 517 W. 29TH STREET, NEW YORK, NY (https://www.google.com/maps/place/517%20W.%2029TH%20STREET,NEW%20YORK,NY)	Graph	1	\$52,000.00	\$52,000.00	\$52,000.00	\$52,000.00
Totals	Graph	1	\$52,000.00	\$52,000.00	\$52,000.00	\$52,000.00

Latitude: 40.75171 Longitude: -74.005036

Employer Name/Employer Address	Graph	Count	Mean Wage	Median Wage	Lowest Wage	Highest Wage
EAGLE ENERGY BROKERS, LLC, 263 11TH AVENUE, NEW YORK, NY (https://www.google.com/maps/place/263%2011TH%20AVENUE,NEW%20YORK,NY)	Graph	1	\$200,000.00	\$200,000.00	\$200,000.00	\$200,000.00
Totals	Graph	1	\$200,000.00	\$200,000.00	\$200,000.00	\$200,000.00

Employer Name/Worksite Address	Graph	Count	Mean Wage	Median Wage	Lowest Wage	Highest Wage
EAGLE ENERGY BROKERS, LLC, 263 11TH AVENUE, NEW YORK, NY (https://www.google.com/maps/place/263%2011TH%20AVENUE,NEW%20YORK,NY)	Graph	1	\$200,000.00	\$200,000.00	\$200,000.00	\$200,000.00
Totals	Graph	1	\$200,000.00	\$200,000.00	\$200,000.00	\$200,000.00

Latitude: 40.751714 Longitude: -73.990014

Employer Name/Employer Address	Graph	Count	Mean Wage	Median Wage	Lowest Wage	Highest Wage
FASTMAKER LLC, 463 7TH AVE., NEW YORK, NY (https://www.google.com/maps/place/463%207TH%20AVE.,NEW%20YORK,NY)	Graph	1	\$42,889.60	\$42,889.60	\$42,889.60	\$42,889.60
IFG CORP., 463 SEVENTH AVENUE, NEW YORK, NY (https://www.google.com/maps/place/463%20SEVENTH%20AVENUE,NEW%20YORK,NY)	Graph	1	\$102,000.00	\$102,000.00	\$102,000.00	\$102,000.00
MAXIMA APPAREL CORP., 463 SEVENTH AVENUE, NEW YORK, NY (https://www.google.com/maps/place/463%20SEVENTH%20AVENUE,NEW%20YORK,NY)	Graph	1	\$65,000.00	\$65,000.00	\$65,000.00	\$65,000.00
MAXIMA APPAREL CORPORATION, 463 SEVENTH AVENUE SUITE 802, NEW YORK, NY (https://www.google.com/maps/place/463%20SEVENTH%20AVENUE%20SUITE%20802,NEW%20YORK,NY)	Graph	1	\$50,000.00	\$50,000.00	\$50,000.00	\$50,000.00
SENSUAL INC., 463 7TH AVE., SUITE 1101, NEW YORK, NY (https://www.google.com/maps/place/463%207TH%20AVE.,%20SUITE%201101,NEW%20YORK,NY)	Graph	1	\$43,000.00	\$43,000.00	\$43,000.00	\$43,000.00
SHANGHAI SHENDA (AMERICA) LLC, 463 7TH AVENUE, SUITE 701, NEW YORK, NY (https://www.google.com/maps/place/463%207TH%20AVENUE,%20SUITE%20701,NEW%20YORK,NY)	Graph	1	\$65,748.80	\$65,748.80	\$65,748.80	\$65,748.80
MAXIMA APPAREL CORP, 463 7TH AVENUE, NEW YORK, NY (https://www.google.com/maps/place/463%207TH%20AVENUE,NEW%20YORK,NY)	Graph	2	\$43,000.00	\$43,000.00	\$43,000.00	\$43,000.00
SPORTS PRODUCTS OF AMERICA, 463 7TH AVE. 4TH FLOOR, NEW YORK, NY (https://www.google.com/maps/place/463%207TH%20AVE.%204TH%20FLOOR,NEW%20YORK,NY)	Graph	3	\$70,000.00	\$70,000.00	\$70,000.00	\$70,000.00
Totals	Graph	11	\$60,421.67	\$65,000.00	\$42,889.60	\$102,000.00

Employer Name/Worksite Address	Graph	Count	Mean Wage	Median Wage	Lowest Wage	Highest Wage
FASTMAKER LLC, 463 7TH AVE., NEW YORK, NY (https://www.google.com/maps/place/463%207TH%20AVE.,NEW%20YORK,NY)	Graph	1	\$42,889.60	\$42,889.60	\$42,889.60	\$42,889.60
SENSUAL INC., 463 7TH AVE., SUITE 1101, NEW YORK, NY (https://www.google.com/maps/place/463%207TH%20AVE.,%20SUITE%201101,NEW%20YORK,NY)	Graph	1	\$43,000.00	\$43,000.00	\$43,000.00	\$43,000.00
SHANGHAI SHENDA (AMERICA) LLC, 463 7TH AVENUE, SUITE 701, NEW YORK, NY (https://www.google.com/maps/place/463%207TH%20AVENUE,%20SUITE%20701,NEW%20YORK,NY)	Graph	1	\$65,748.80	\$65,748.80	\$65,748.80	\$65,748.80
MAXIMA APPAREL CORP, 463 7TH AVENUE, NEW YORK, NY (https://www.google.com/maps/place/463%207TH%20AVENUE,NEW%20YORK,NY)	Graph	2	\$43,000.00	\$43,000.00	\$43,000.00	\$43,000.00
MAXIMA APPAREL CORPORATION, 463 SEVENTH AVENUE SUITE 802, NEW YORK, NY (https://www.google.com/maps/place/463%20SEVENTH%20AVENUE%20SUITE%20802,NEW%20YORK,NY)	Graph	2	\$50,000.00	\$50,000.00	\$50,000.00	\$50,000.00
MICROLAND LIMITED, 463 SEVENTH AVENUE, NEW YORK, NY (https://www.google.com/maps/place/463%20SEVENTH%20AVENUE,NEW%20YORK,NY)	Graph	2	\$97,485.50	\$92,971.00	\$92,971.00	\$102,000.00
SPORTS PRODUCTS OF AMERICA, 463 7TH AVE, 4TH FLOOR, NEW YORK, NY (https://www.google.com/maps/place/463%207TH%20AVE,%204TH%20FLOOR,NEW%20YORK,NY)	Graph	3	\$70,000.00	\$70,000.00	\$70,000.00	\$70,000.00
Totals	Graph	12	\$61,884.12	\$50,000.00	\$42,889.60	\$102,000.00

Latitude: 40.751716 Longitude: -73.980161

Employer Name/Employer Address	Graph	Count	Mean Wage	Median Wage	Lowest Wage	Highest Wage
--------------------------------	-------	-------	-----------	-------------	-------------	--------------

Employer Name/Employer Address	Graph	Count	Mean Wage	Median Wage	Lowest Wage	Highest Wage
TRENMOR LLC, 286 MADISON AVENUE, NEW YORK, NY (https://www.google.com/maps/place/286%20MADISON%20AVENUE,NEW%20%20YORK,NY)	Graph	2	\$87,500.00	\$85,000.00	\$85,000.00	\$90,000.00
TRENMOR LLC, 286 MADISON AVENUE, NEW YORK, NY (https://www.google.com/maps/place/286%20MADISON%20AVENUE,NEW%20YORK,NY)	Graph	5	\$108,000.00	\$110,000.00	\$55,000.00	\$145,000.00
AMNET NEW YORK, INC., 286 MADISON AVE. SUITE 1700, NEW YORK, NY (https://www.google.com/maps/place/286%20MADISON%20AVE.%20SUITE%201700,NEW%20YORK,NY)	Graph	10	\$52,187.20	\$48,796.80	\$44,428.80	\$58,198.40
Totals	Graph	17	\$72,757.18	\$58,198.40	\$44,428.80	\$145,000.00

Employer Name/Worksite Address	Graph	Count	Mean Wage	Median Wage	Lowest Wage	Highest Wage
TRENMOR LLC, 286 MADISON AVENUE, NEW YORK, NY (https://www.google.com/maps/place/286%20MADISON%20AVENUE,NEW%20%20YORK,NY)	Graph	2	\$87,500.00	\$85,000.00	\$85,000.00	\$90,000.00
TRENMOR LLC, 286 MADISON AVENUE, NEW YORK, NY (https://www.google.com/maps/place/286%20MADISON%20AVENUE,NEW%20YORK,NY)	Graph	5	\$108,000.00	\$110,000.00	\$55,000.00	\$145,000.00
AMNET NEW YORK, INC., 286 MADISON AVE. SUITE 1700, NEW YORK, NY (https://www.google.com/maps/place/286%20MADISON%20AVE.%20SUITE%201700,NEW%20YORK,NY)	Graph	10	\$52,187.20	\$48,796.80	\$44,428.80	\$58,198.40
Totals	Graph	17	\$72,757.18	\$58,198.40	\$44,428.80	\$145,000.00

Latitude: 40.751719 Longitude: -73.984697

Employer Name/Employer Address	Graph	Count	Mean Wage	Median Wage	Lowest Wage	Highest Wage
UNIVERSAL PROCESSING, LLC, 60 WEST 38TH STREET, NEW YORK, NY (https://www.google.com/maps/place/60%20WEST%2038TH%20STREET,NEW%20YORK,NY)	Graph	2	\$55,744.00	\$55,744.00	\$55,744.00	\$55,744.00
UNIVERSAL PROCESSING LLC, 60 WEST 38TH STREET, NEW YORK, NY (https://www.google.com/maps/place/60%20WEST%2038TH%20STREET,NEW%20YORK,NY)	Graph	10	\$51,068.18	\$47,590.40	\$46,675.20	\$61,734.40
Totals	Graph	12	\$51,847.48	\$47,590.40	\$46,675.20	\$61,734.40

Employer Name/Worksite Address	Graph	Count	Mean Wage	Median Wage	Lowest Wage	Highest Wage
UNIVERSAL PROCESSING, LLC, 60 WEST 38TH STREET, NEW YORK, NY (https://www.google.com/maps/place/60%20WEST%2038TH%20STREET,NEW%20YORK,NY)	Graph	12	\$51,847.48	\$47,590.40	\$46,675.20	\$61,734.40
Totals	Graph	12	\$51,847.48	\$47,590.40	\$46,675.20	\$61,734.40

Latitude: 40.751727 Longitude: -73.988548

Employer Name/Employer Address	Graph	Count	Mean Wage	Median Wage	Lowest Wage	Highes Wage
BECCA INC, 142 W 36TH ST 15TH FLOOR, NEW YORK, NY (https://www.google.com/maps/place/142%20W%2036TH%20ST%2015TH%20FLOOR,NEW%20YORK,NY)	Graph	1	\$109,096.00	\$109,096.00	\$109,096.00	\$109,096.
Totals	Graph	1	\$109,096.00	\$109,096.00	\$109,096.00	\$109,096.

Employer Name/Worksite Address	Graph	Count	Mean Wage	Median Wage	Lowest Wage	Highes Wage
BECCA INC, 142 W 36TH ST 15TH FLOOR, NEW YORK, NY (https://www.google.com/maps/place/142%20W%2036TH%20ST%2015TH%20FLOOR,NEW%20YORK,NY)	Graph	1	\$109,096.00	\$109,096.00	\$109,096.00	\$109,096.
Totals	Graph	1	\$109,096.00	\$109,096.00	\$109,096.00	\$109,096.

Latitude: 40.751727 Longitude: -73.982247

Employer Name/Employer Address	Graph	Count	Mean Wage	Median Wage	Lowest Wage	Highest Wage
--------------------------------	-------	-------	-----------	-------------	-------------	--------------

Employer Name/Employer Address	Graph	Count	Mean Wage	Median Wage	Lowest Wage	Highest Wage
HSBC SECURITIES (USA) INC., 452 FIFTH AVENUE, NEW YORK, NY (https://www.google.com/maps/place/452%20FIFTH%20AVENUE,NEW%20YORK,NY)	Graph	1	\$85,000.00	\$85,000.00	\$85,000.00	\$85,000.00
PINZ CAPITAL MANAGEMENT LP, 452 5TH AVENUE, NEW YORK, NY (https://www.google.com/maps/place/452%205TH%20AVENUE,NEW%20YORK,NY)	Graph	1	\$67,500.00	\$67,500.00	\$67,500.00	\$67,500.00
SETIEN CORPORATION, 452 FIFTH AVENUE, NEW YORK, NY (https://www.google.com/maps/place/452%20FIFTH%20AVENUE,NEW%20YORK,NY)	Graph	1	\$140,000.00	\$140,000.00	\$140,000.00	\$140,000.00
TILDEN PARK CAPITAL MANAGEMENT LP, 452 5TH AVENUE, NEW YORK, NY (https://www.google.com/maps/place/452%205TH%20AVENUE,NEW%20YORK,NY)	Graph	1	\$150,000.00	\$150,000.00	\$150,000.00	\$150,000.00
TILDEN PARK CAPITAL MANAGEMENT LP, 452 FIFTH AVENUE, NEW YORK, NY (https://www.google.com/maps/place/452%20FIFTH%20AVENUE,NEW%20YORK,NY)	Graph	2	\$130,000.00	\$100,000.00	\$100,000.00	\$160,000.00
BAKER & MCKENZIE LLP, 452 FIFTH AVENUE, NEW YORK, NY (https://www.google.com/maps/place/452%20FIFTH%20AVENUE,NEW%20YORK,NY)	Graph	4	\$155,000.00	\$180,000.00	\$50,000.00	\$210,000.00
Totals	Graph	10	\$132,250.00	\$140,000.00	\$50,000.00	\$210,000.00

Employer Name/Worksite Address	Graph	Count	Mean Wage	Median Wage	Lowest Wage	Highest Wage
HSBC SECURITIES (USA) INC., 452 FIFTH AVENUE, 8TH FLOOR, NEW YORK, NY (https://www.google.com/maps/place/452%20FIFTH%20AVENUE,%208TH%20FLOOR,NEW%20YORK,NY)	Graph	1	\$125,000.00	\$125,000.00	\$125,000.00	\$125,000.00
CALIBER BUSINESS SYSTEMS INC., 452 5TH AVE, NEW YORK, NY (https://www.google.com/maps/place/452%205TH%20AVE,NEW%20YORK,NY)	Graph	2	\$102,700.00	\$65,000.00	\$65,000.00	\$140,400.00
ECLARO INTERNATIONAL, INC, 452 FIFTH AVE., NEW YORK, NY (https://www.google.com/maps/place/452%20FIFTH%20AVE.,NEW%20YORK,NY)	Graph	2	\$64,469.50	\$54,267.00	\$54,267.00	\$74,672.00
HSBC BANK USA, N.A., 452 FIFTH AVE, NEW YORK, NY (https://www.google.com/maps/place/452%20FIFTH%20AVE,NEW%20YORK,NY)	Graph	4	\$186,250.00	\$110,000.00	\$85,000.00	\$350,000.00
HSBC SECURITIES (USA) INC., 452 5TH AVENUE, NEW YORK, NY (https://www.google.com/maps/place/452%205TH%20AVENUE,NEW%20YORK,NY)	Graph	21	\$109,222.99	\$96,500.00	\$67,500.00	\$150,000.00
HSBC BANK USA, N.A., 452 FIFTH AVENUE, NEW YORK, NY (https://www.google.com/maps/place/452%20FIFTH%20AVENUE,NEW%20YORK,NY)	Graph	42	\$103,532.55	\$85,000.00	\$50,000.00	\$250,000.00
Totals	Graph	72	\$108,977.62	\$90,000.00	\$50,000.00	\$350,000.00

Latitude: 40.751769 Longitude: -73.414969

Employer Name/Employer Address	Graph	Count	Mean Wage	Median Wage	Lowest Wage	Highest Wage
VECTORMAX CORPORATION, 4 DUBON COURT, FARMINGDALE, NY (https://www.google.com/maps/place/4%20DUBON%20COURT,FARMINGDALE,NY)	Graph	2	\$91,000.00	\$91,000.00	\$91,000.00	\$91,000.00
Totals	Graph	2	\$91,000.00	\$91,000.00	\$91,000.00	\$91,000.00

Employer Name/Worksite Address	Graph	Count	Mean Wage	Median Wage	Lowest Wage	Highest Wage
VECTORMAX CORPORATION, 4 DUBON COURT, FARMINGDALE, NY (https://www.google.com/maps/place/4%20DUBON%20COURT,FARMINGDALE,NY)	Graph	1	\$91,000.00	\$91,000.00	\$91,000.00	\$91,000.00
Totals	Graph	1	\$91,000.00	\$91,000.00	\$91,000.00	\$91,000.00

Latitude: 40.751776 Longitude: -73.820261

Employer Name/Worksite Address	Graph	Count	Mean Wage	Median Wage	Lowest Wage	Highest Wage
SELFHELP COMMUNITY SERVICES, INC, 45-25 KISSENA BLVD, FLUSHING, NY (https://www.google.com/maps/place/45-25%20KISSENA%20BLVD,FLUSHING,NY)	Graph	1	\$61,422.40	\$61,422.40	\$61,422.40	\$61,422.40
Totals	Graph	1	\$61,422.40	\$61,422.40	\$61,422.40	\$61,422.40

Latitude: 40.751777 Longitude: -73.990586

Employer Name/Employer Address	Graph	Count	Mean Wage	Median Wage	Lowest Wage	Highest Wage
APPCWAY, INC., 212 WEST 35TH STREET, NEW YORK, NY (https://www.google.com/maps/place/212%20WEST%2035TH%20STREET,NEW%20YORK,NY)	Graph	1	\$125,000.00	\$125,000.00	\$125,000.00	\$125,000.00
PARK HUDSON INTERNATIONAL LLC, 212 W. 35TH STREET, NEW YORK, NY (https://www.google.com/maps/place/212%20W.%2035TH%20STREET,NEW%20YORK,NY)	Graph	1	\$52,000.00	\$52,000.00	\$52,000.00	\$52,000.00
SQUAT DESIGN LLC, 210 WEST 35TH STREET, NEW YORK, NY (https://www.google.com/maps/place/210%20WEST%2035TH%20STREET,NEW%20YORK,NY)	Graph	1	\$45,000.00	\$45,000.00	\$45,000.00	\$45,000.00
Totals	Graph	3	\$74,000.00	\$52,000.00	\$45,000.00	\$125,000.00

Employer Name/Worksite Address	Graph	Count	Mean Wage	Median Wage	Lowest Wage	Highest Wage
APPCWAY, INC., 212 WEST 35TH STREET, NEW YORK, NY (https://www.google.com/maps/place/212%20WEST%2035TH%20STREET,NEW%20YORK,NY)	Graph	1	\$125,000.00	\$125,000.00	\$125,000.00	\$125,000.00
S CUBE SOFT, INC., 212 W 35TH STREET, NEW YORK, NY (https://www.google.com/maps/place/212%20W%2035TH%20STREET,NEW%20YORK,NY)	Graph	1	\$56,000.00	\$56,000.00	\$56,000.00	\$56,000.00
SQUAT DESIGN LLC, 210 WEST 35TH STREET, NEW YORK, NY (https://www.google.com/maps/place/210%20WEST%2035TH%20STREET,NEW%20YORK,NY)	Graph	1	\$45,000.00	\$45,000.00	\$45,000.00	\$45,000.00
Totals	Graph	3	\$75,333.33	\$56,000.00	\$45,000.00	\$125,000.00

Latitude: 40.751779 Longitude: -73.98833

Employer Name/Employer Address	Graph	Count	Mean Wage	Median Wage	Lowest Wage	Highest Wage
LEACHENG INTERNATIONAL INC, 135 W 36TH STREET, NEW YORK, NY (https://www.google.com/maps/place/135%20W%2036TH%20STREET,NEW%20YORK,NY)	Graph	1	\$38,771.00	\$38,771.00	\$38,771.00	\$38,771.00
WAITEK INFORMATION SYSTEMS INC, 135 WEST 36TH STREET, 3RD FLOOR, NEW YORK, NY (https://www.google.com/maps/place/135%20WEST%2036TH%20STREET,%203RD%20FLOOR,NEW%20YORK,NY)	Graph	3	\$55,138.00	\$52,707.00	\$52,707.00	\$55,138.00
ETERNAL FORTUNE FASHION LLC, 135 WEST 36TH STREET, 5TH FLOOR, NEW YORK, NY (https://www.google.com/maps/place/135%20WEST%2036TH%20STREET,%205TH%20FLOOR,NEW%20YORK,NY)	Graph	5	\$61,880.88	\$60,000.00	\$52,707.00	\$61,880.88
WAITEK INTERNATIONAL CO. LTD., 135 WEST 36TH STREET, 4TH FLOOR, NEW YORK, NY (https://www.google.com/maps/place/135%20WEST%2036TH%20STREET,%204TH%20FLOOR,NEW%20YORK,NY)	Graph	5	\$60,149.76	\$65,000.00	\$45,000.00	\$65,000.00
LEACHENG INTL., INC., 135 WEST 36TH STREET, 12TH FLOOR, NEW YORK, NY (https://www.google.com/maps/place/135%20WEST%2036TH%20STREET,%2012TH%20FLOOR,NEW%20YORK,NY)	Graph	7	\$61,078.74	\$55,484.00	\$39,707.20	\$61,078.74
Totals	Graph	21	\$59,137.59	\$60,000.00	\$38,771.00	\$65,000.00

Employer Name/Worksite Address	Graph	Count	Mean Wage	Median Wage	Lowest Wage	Highest Wage
LEACHENG INTL., INC., 135 WEST 36TH STREET, NEW YORK, NY (https://www.google.com/maps/place/135%20WEST%2036TH%20STREET,NEW%20YORK,NY)	Graph	1	\$102,000.00	\$102,000.00	\$102,000.00	\$102,000.00
WAITEK INFORMATION SYSTEMS INC, 135 WEST 36TH STREET, 3RD FLOOR, NEW YORK, NY (https://www.google.com/maps/place/135%20WEST%2036TH%20STREET,%203RD%20FLOOR,NEW%20YORK,NY)	Graph	3	\$55,138.00	\$52,707.00	\$52,707.00	\$55,138.00
ETERNAL FORTUNE FASHION LLC, 135 WEST 36TH STREET, 5TH FLOOR, NEW YORK, NY (https://www.google.com/maps/place/135%20WEST%2036TH%20STREET,%205TH%20FLOOR,NEW%20YORK,NY)	Graph	5	\$61,880.88	\$60,000.00	\$52,707.00	\$61,880.88
WAITEK INTERNATIONAL CO. LTD., 135 WEST 36TH STREET, 4TH FLOOR, NEW YORK, NY (https://www.google.com/maps/place/135%20WEST%2036TH%20STREET,%204TH%20FLOOR,NEW%20YORK,NY)	Graph	5	\$60,149.76	\$65,000.00	\$45,000.00	\$65,000.00
LEACHENG INTL., INC., 135 WEST 36TH STREET, 12TH FLOOR, NEW YORK, NY (https://www.google.com/maps/place/135%20WEST%2036TH%20STREET,%2012TH%20FLOOR,NEW%20YORK,NY)	Graph	6	\$54,258.53	\$49,649.60	\$39,707.20	\$54,258.53
Totals	Graph	20	\$60,155.92	\$60,000.00	\$39,707.20	\$102,000.00

Latitude: 40.751785 Longitude: -73.980676

Employer Name/Employer Address	Graph	Count	Mean Wage	Median Wage	Lowest Wage	Highest Wage
RICARDO ZURITA ARCHITECTURE & PLANNING PC, 15 EAST 40TH STREET, SUITE 900, NEW YORK, NY (https://www.google.com/maps/place/15%20EAST%2040TH%20STREET,%20SUITE%20900,NEW%20YORK,NY)	Graph	1	\$50,000.00	\$50,000.00	\$50,000.00	\$50,000.00

Employer Name/Employer Address	Graph	Count	Mean Wage	Median Wage	Lowest Wage	Highest Wage
SINOVISION INC., 15 E. 40TH STREET, NEW YORK, NY (https://www.google.com/maps/place/15%20E.%2040TH%20STREET,NEW%20YORK,NY)	Graph	1	\$38,480.00	\$38,480.00	\$38,480.00	\$38,480.00
SINOVISION, INC., 15 E. 40TH STREET, NEW YORK, NY (https://www.google.com/maps/place/15%20E.%2040TH%20STREET,NEW%20YORK,NY)	Graph	1	\$37,752.00	\$37,752.00	\$37,752.00	\$37,752.00
INVENTA GROUP, INC., 15 EAST 40TH STREET, STE 500, NEW YORK, NY (https://www.google.com/maps/place/15%20EAST%2040TH%20STREET,%20STE%20500,NEW%20YORK,NY)	Graph	2	\$55,702.50	\$53,165.00	\$53,165.00	\$58,240.00
PACIFIC CULTURE ENTERPRISE, INC., 15 EAST 40TH STREET, 6TH FLOOR, NEW YORK, NY (https://www.google.com/maps/place/15%20EAST%2040TH%20STREET,%206TH%20FLOOR,NEW%20YORK,NY)	Graph	2	\$31,033.60	\$31,033.60	\$31,033.60	\$31,033.60
MERCURY AND EARTH, LLC, 15 EAST 40TH STREET, NEW YORK, NY (https://www.google.com/maps/place/15%20EAST%2040TH%20STREET,NEW%20YORK,NY)	Graph	3	\$59,666.67	\$60,000.00	\$57,000.00	\$62,000.00
PACIFIC CULTURE ENTERPRISES, INC., 15 EAST 40TH ST, NEW YORK, NY (https://www.google.com/maps/place/15%20EAST%2040TH%20ST,NEW%20YORK,NY)	Graph	3	\$44,428.80	\$44,428.80	\$44,428.80	\$44,428.80
PACIFIC CULTURE ENTERPRISES, INC., 15 EAST 40TH STREET, NEW YORK, NY (https://www.google.com/maps/place/15%20EAST%2040TH%20STREET,NEW%20YORK,NY)	Graph	9	\$31,034.00	\$31,034.00	\$31,034.00	\$31,034.00
SINOVISION INCORPORATED, 15 EAST 40TH STREET, NEW YORK, NY (https://www.google.com/maps/place/15%20EAST%2040TH%20STREET,NEW%20YORK,NY)	Graph	28	\$34,524.06	\$31,034.00	\$31,034.00	\$60,000.00
Totals	Graph	50	\$37,159.41	\$31,034.00	\$31,033.60	\$62,000.00

Employer Name/Worksite Address	Graph	Count	Mean Wage	Median Wage	Lowest Wage	Highest Wage
INVENTA GROUP, INC., 15 EAST 40TH STREET, STE 500, NEW YORK, NY (https://www.google.com/maps/place/15%20EAST%2040TH%20STREET,%20STE%20500,NEW%20YORK,NY)	Graph	1	\$53,165.00	\$53,165.00	\$53,165.00	\$53,165.00
RICARDO ZURITA ARCHITECTURE & PLANNING PC, 15 EAST 40TH STREET, SUITE 900, NEW YORK, NY (https://www.google.com/maps/place/15%20EAST%2040TH%20STREET,%20SUITE%20900,NEW%20YORK,NY)	Graph	1	\$50,000.00	\$50,000.00	\$50,000.00	\$50,000.00
SINOVISION INC., 15 E. 40TH STREET, NEW YORK, NY (https://www.google.com/maps/place/15%20E.%2040TH%20STREET,NEW%20YORK,NY)	Graph	1	\$38,480.00	\$38,480.00	\$38,480.00	\$38,480.00
PACIFIC CULTURE ENTERPRISE, INC., 15 E. 40TH STREET, 6TH FLOOR, NEW YORK, NY (https://www.google.com/maps/place/15%20E.%2040TH%20STREET,%206TH%20FLOOR,NEW%20YORK,NY)	Graph	2	\$31,033.60	\$31,033.60	\$31,033.60	\$31,033.60
PACIFIC CULTURE ENTERPRISES, INC., 15 EAST 40TH ST, NEW YORK, NY (https://www.google.com/maps/place/15%20EAST%2040TH%20ST,NEW%20YORK,NY)	Graph	2	\$44,428.80	\$44,428.80	\$44,428.80	\$44,428.80
SINOVISION INCORPORATED, 15 EAST 40TH STREET, NEW YORK, NY (https://www.google.com/maps/place/15%20EAST%2040TH%20STREET,NEW%20YORK,NY)	Graph	39	\$35,950.20	\$31,034.00	\$31,034.00	\$62,000.00
Totals	Graph	46	\$36,839.73	\$31,034.00	\$31,033.60	\$62,000.00

Latitude: 40.75179 Longitude: -74.005942

Employer Name/Worksite Address	Graph	Count	Mean Wage	Median Wage	Lowest Wage	Highest Wage
COLLABERA INC., 633 W 27TH ST, NEW YORK, NY (https://www.google.com/maps/place/633%20W%2027TH%20ST,NEW%20YORK,NY)	Graph	2	\$49,920.00	\$49,920.00	\$49,920.00	\$49,920.00
Totals	Graph	2	\$49,920.00	\$49,920.00	\$49,920.00	\$49,920.00

Latitude: 40.75179 Longitude: -73.990122

Employer Name/Employer Address	Graph	Count	Mean Wage	Median Wage	Lowest Wage	Highest Wage
INFINITY CONSULTING SOLUTIONS, INC, 462 SEVENTH AVENUE, NEW YORK, NY (https://www.google.com/maps/place/462%20SEVENTH%20AVENUE,NEW%20YORK,NY)	Graph	1	\$260,000.00	\$260,000.00	\$260,000.00	\$260,000.00
INFINITY CONSULTING SOLUTIONS, INC., 462 7TH AVENUE, NEW YORK, NY (https://www.google.com/maps/place/462%207TH%20AVENUE,NEW%20YORK,NY)	Graph	1	\$66,726.40	\$66,726.40	\$66,726.40	\$66,726.40
BIZ2CREDIT, 462 SEVENTH AVENUE, NEW YORK, NY (https://www.google.com/maps/place/462%20SEVENTH%20AVENUE,NEW%20YORK,NY)	Graph	5	\$52,800.00	\$50,000.00	\$42,000.00	\$80,000.00
BAHA INDUSTRIES CORP., 462 SEVENTH AVENUE, 15TH FLOOR, NEW YORK, NY (https://www.google.com/maps/place/462%20SEVENTH%20AVENUE,%2015TH%20FLOOR,NEW%20YORK,NY)	Graph	29	\$139,751.72	\$140,000.00	\$82,000.00	\$200,000.00
Totals	Graph	36	\$128,986.84	\$140,000.00	\$42,000.00	\$260,000.00

Employer Name/Worksite Address	Graph	Count	Mean Wage	Median Wage	Lowest Wage
BAHA INDUSTRIES CORP., 462 SEVENTH AVENUE, 15TH FLOOR, NEW YORK CITY, NY (https://www.google.com/maps/place/462%20SEVENTH%20AVENUE,%2015TH%20FLOOR,NEW%20YORK%20CITY,NY)	Graph	1	\$82,000.00	\$82,000.00	\$82,000.00
BIZ2CREDIT, 462 SEVENTH AVENUE, NEW YORK, NY (https://www.google.com/maps/place/462%20SEVENTH%20AVENUE,NEW%20YORK,NY)	Graph	4	\$46,000.00	\$42,000.00	\$42,000.00
Totals	Graph	5	\$53,200.00	\$50,000.00	\$42,000.00

Latitude: 40.751796 Longitude: -73.98454

Employer Name/Employer Address	Graph	Count	Mean Wage	Median Wage	Lowest Wage	Hig W
EJC ENGINEERING, PLLC, 57 WEST 38TH STREET, NEW YORK, NY (https://www.google.com/maps/place/57%20WEST%2038TH%20STREET,NEW%20YORK,NY)	Graph	1	\$61,069.00	\$61,069.00	\$61,069.00	\$61,
MARIN ARCHITECTS P.C., 57 W 38TH STREET, 10TH FLOOR, NEW YORK, NY (https://www.google.com/maps/place/57%20W%2038TH%20STREET,%2010TH%20FLOOR,NEW%20YORK,NY)	Graph	1	\$38,896.00	\$38,896.00	\$38,896.00	\$38,
PARK ASSIST, LLC, 57 WEST 38TH STREET, NEW YORK, NY (https://www.google.com/maps/place/57%20WEST%2038TH%20STREET,NEW%20YORK,NY)	Graph	3	\$150,000.00	\$150,000.00	\$150,000.00	\$150
Totals	Graph	5	\$109,993.00	\$150,000.00	\$38,896.00	\$150

Employer Name/Worksite Address	Graph	Count	Mean Wage	Median Wage	Lowest Wage	Hig W
MARIN ARCHITECTS P.C., 57 W 38TH STREET, 10TH FLOOR, NEW YORK, NY (https://www.google.com/maps/place/57%20W%2038TH%20STREET,%2010TH%20FLOOR,NEW%20YORK,NY)	Graph	1	\$38,896.00	\$38,896.00	\$38,896.00	\$38,8
EJC ENGINEERING, PLLC, 57 WEST 38TH STREET, NEW YORK, NY (https://www.google.com/maps/place/57%20WEST%2038TH%20STREET,NEW%20YORK,NY)	Graph	4	\$127,767.25	\$150,000.00	\$61,069.00	\$150,C
Totals	Graph	5	\$109,993.00	\$150,000.00	\$38,896.00	\$150,C

Latitude: 40.751811 Longitude: -73.821632

Employer Name/Worksite Address	Graph	Count	Mean Wage	Median Wage	Lowest Wage	Highest Wage
SELFHELP COMMUNITY SERVICES, INC., 137-47 45TH AVENUE,, FLUSHING, NY (https://www.google.com/maps/place/137-47%2045TH%20AVENUE,,FLUSHING,NY)	Graph	3	\$50,450.14	\$50,450.14	\$50,450.14	\$50,450.14
Totals	Graph	3	\$50,450.14	\$50,450.14	\$50,450.14	\$50,450.14

Latitude: 40.751815 Longitude: -73.988757

Employer Name/Employer Address	Graph	Count	Mean Wage	Median Wage	Lowest Wage	Highest Wage
AGENCIA DE VIAJES CHANTECLAIR INC, 152 WEST 36TH STREET, NEW YORK, NY (https://www.google.com/maps/place/152%20WEST%2036TH%20STREET,NEW%20YORK,NY)	Graph	1	\$72,800.00	\$72,800.00	\$72,800.00	\$72,800.00
Totals	Graph	1	\$72,800.00	\$72,800.00	\$72,800.00	\$72,800.00

Employer Name/Worksite Address	Graph	Count	Mean Wage	Median Wage	Lowest Wage	Highest Wage
AGENCIA DE VIAJES CHANTECLAIR INC, 152 WEST 36TH STREET, NEW YORK, NY (https://www.google.com/maps/place/152%20WEST%2036TH%20STREET,NEW%20YORK,NY)	Graph	1	\$72,800.00	\$72,800.00	\$72,800.00	\$72,800.00
Totals	Graph	1	\$72,800.00	\$72,800.00	\$72,800.00	\$72,800.00

Latitude: 40.751823 Longitude: -73.821371

Employer Name/Employer Address	Graph	Count	Mean Wage	Median Wage	Lowest Wage	Highest Wage

Employer Name/Employer Address	Graph	Count	Mean Wage	Median Wage	Lowest Wage	Highest Wage
AIMSSOFT CONSULTANTS INC, 137-60 SUITE 6C, FLUSHING, NY (https://www.google.com/maps/place/137-60%20SUITE%206C,FLUSHING,NY)	Graph	2	\$80,000.00	\$80,000.00	\$80,000.00	\$80,000.00
Totals	Graph	2	\$80,000.00	\$80,000.00	\$80,000.00	\$80,000.00

Employer Name/Worksite Address	Graph	Count	Mean Wage	Median Wage	Lowest Wage	Highest Wage
AIMSSOFT CONSULTANTS INC, 137-60 45TH AVE, FLUSHING, NY (https://www.google.com/maps/place/137-60%2045TH%20AVE,FLUSHING,NY)	Graph	2	\$80,000.00	\$80,000.00	\$80,000.00	\$80,000.00
Totals	Graph	2	\$80,000.00	\$80,000.00	\$80,000.00	\$80,000.00

Latitude: 40.751831 Longitude: -74.006041

Employer Name/Employer Address	Graph	Count	Mean Wage	Median Wage	Lowest Wage	Highest Wage
THELAB, LLC, 637 WEST 27TH STREET - 8TH FLOOR, NEW YORK, NY (https://www.google.com/maps/place/637%20WEST%2027TH%20STREET%20-%208TH%20FLOOR,NEW%20YORK,NY)	Graph	1	\$90,000.00	\$90,000.00	\$90,000.00	\$90,000.00
GRIMSHAW ARCHITECTS P.C., 637 WEST 27TH STREET, NEW YORK, NY (https://www.google.com/maps/place/637%20WEST%2027TH%20STREET,NEW%20YORK,NY)	Graph	7	\$101,560.00	\$97,000.00	\$55,000.00	\$170,000.00
Totals	Graph	8	\$100,115.00	\$90,000.00	\$55,000.00	\$170,000.00

Employer Name/Worksite Address	Graph	Count	Mean Wage	Median Wage	Lowest Wage	Highest Wage
GRIMSHAW ARCHITECTS P.C., 637 W. 27TH STREET, NEW YORK, NY (https://www.google.com/maps/place/637%20W.%2027TH%20STREET,NEW%20YORK,NY)	Graph	1	\$140,000.00	\$140,000.00	\$140,000.00	\$140,000.00
THELAB, LLC, 637 WEST 27TH STREET - 8TH FLOOR, NEW YORK, NY (https://www.google.com/maps/place/637%20WEST%2027TH%20STREET%20-%208TH%20FLOOR,NEW%20YORK,NY)	Graph	1	\$90,000.00	\$90,000.00	\$90,000.00	\$90,000.00
GRIMSHAW ARCHITECTS P.C., 637 WEST 27TH STREET, NEW YORK, NY (https://www.google.com/maps/place/637%20WEST%2027TH%20STREET,NEW%20YORK,NY)	Graph	6	\$95,153.33	\$72,000.00	\$55,000.00	\$170,000.00
Totals	Graph	8	\$100,115.00	\$90,000.00	\$55,000.00	\$170,000.00

Latitude: 40.751831 Longitude: -73.988455

Employer Name/Employer Address	Graph	Count	Mean Wage	Median Wage	Lowest Wage	Highest Wage
BAGATELLE INTERNATIONAL, INC., 141 WEST 36TH STREET, NEW YORK, NY (https://www.google.com/maps/place/141%20WEST%2036TH%20STREET,NEW%20YORK,NY)	Graph	1	\$61,132.00	\$61,132.00	\$61,132.00	\$61,132.00
SMART APPAREL (US), INC., 141 W 36 STREET, NEW YORK, NY (https://www.google.com/maps/place/141%20W%2036%20STREET,NEW%20YORK,NY)	Graph	2	\$52,262.00	\$48,780.00	\$48,780.00	\$55,744.00
Totals	Graph	3	\$55,218.67	\$55,744.00	\$48,780.00	\$61,132.00

Employer Name/Worksite Address	Graph	Count	Mean Wage	Median Wage	Lowest Wage	Highest Wage
HOT ON TIME, LLC, 141 W. 36TH STREET, NEW YORK CITY, NY (https://www.google.com/maps/place/141%20W.%2036TH%20STREET,NEW%20YORK%20CITY,NY)	Graph	1	\$60,000.00	\$60,000.00	\$60,000.00	\$60,000.00
SMART APPAREL (US), INC., 141 W 36 STREET, NEW YORK, NY (https://www.google.com/maps/place/141%20W%2036%20STREET,NEW%20YORK,NY)	Graph	2	\$52,262.00	\$48,780.00	\$48,780.00	\$55,744.00
VC FOOTWEAR LLC, 141 W. 36TH STREET, NEW YORK, NY (https://www.google.com/maps/place/141%20W.%2036TH%20STREET,NEW%20YORK,NY)	Graph	3	\$60,000.00	\$60,000.00	\$60,000.00	\$60,000.00
VCS GROUP, LLC, 141 WEST 36TH STREET, NEW YORK CITY, NY (https://www.google.com/maps/place/141%20WEST%2036TH%20STREET,NEW%20YORK%20CITY,NY)	Graph	4	\$86,441.37	\$60,000.00	\$60,000.00	\$160,765.49
VC FOOTWEAR LLC, 141 WEST 36TH STREET, NEW YORK, NY (https://www.google.com/maps/place/141%20WEST%2036TH%20STREET,NEW%20YORK,NY)	Graph	5	\$56,585.60	\$60,000.00	\$50,898.00	\$61,132.00

Employer Name/Worksite Address	Graph	Count	Mean Wage	Median Wage	Lowest Wage	Highest Wage
Totals	Graph	15	\$64,881.17	\$60,000.00	\$48,780.00	\$160,765.49

Latitude: 40.751832 Longitude: -73.986384

Employer Name/Employer Address	Graph	Count	Mean Wage	Median Wage	L
AMERICA TO GO, LLC, 1001 AVENUE OF THE AMERICAS, NEW YORK, NY (https://www.google.com/maps/place/1001%20AVENUE%20OF%20THE%20AMERICAS,NEW%20YORK,NY)	Graph	1	\$108,000.00	\$108,000.00	\$1
COCOZZA GROUP LLC, 1001 AVENUE OF THE AMERICAS, NEW YORK, NY (https://www.google.com/maps/place/1001%20AVENUE%20OF%20THE%20AMERICAS,NEW%20YORK,NY)	Graph	1	\$72,467.20	\$72,467.20	\$7
FRED MEDIA USA CORPORATION, 1001 AVENUE OF THE AMERICAS, 2ND FLOOR, NEW YORK, NY (https://www.google.com/maps/place/1001%20AVENUE%20OF%20THE%20AMERICAS,%202ND%20FLOOR,NEW%20YORK,NY)	Graph	1	\$96,000.00	\$96,000.00	\$9
THE SOCIAL EDGE NETWORK, INC., 1001 6TH AVENUE, NEW YORK, NY (https://www.google.com/maps/place/1001%206TH%20AVENUE,NEW%20YORK,NY)	Graph	1	\$107,266.00	\$107,266.00	\$1
DELIVERY.COM, 1001 AVENUE OF THE AMERICAS, NEW YORK, NY (https://www.google.com/maps/place/1001%20AVENUE%20OF%20THE%20AMERICAS,NEW%20YORK,NY)	Graph	2	\$98,500.00	\$92,000.00	\$9
MAGSTONE LAW, LLP, 1001 AVENUE OF THE AMERICAS, NEW YORK, NY (https://www.google.com/maps/place/1001%20AVENUE%20OF%20THE%20AMERICAS,NEW%20YORK,NY)	Graph	2	\$62,483.20	\$45,843.20	\$4
DELIVERY.COM LLC, 1001 AVENUE OF THE AMERICAS, NEW YORK, NY (https://www.google.com/maps/place/1001%20AVENUE%20OF%20THE%20AMERICAS,NEW%20YORK,NY)	Graph	3	\$83,333.33	\$100,000.00	\$4
Totals	Graph	11	\$86,881.78	\$96,000.00	\$4

Employer Name/Worksite Address	Graph	Count	Mean Wage	Median Wage	L
FRED MEDIA USA CORPORATION, 1001 AVENUE OF THE AMERICAS, 2ND FLOOR, NEW YORK, NY (https://www.google.com/maps/place/1001%20AVENUE%20OF%20THE%20AMERICAS,%202ND%20FLOOR,NEW%20YORK,NY)	Graph	1	\$96,000.00	\$96,000.00	\$9
THE SOCIAL EDGE NETWORK, INC., 1001 6TH AVENUE, NEW YORK, NY (https://www.google.com/maps/place/1001%206TH%20AVENUE,NEW%20YORK,NY)	Graph	1	\$107,266.00	\$107,266.00	\$1
MAGSTONE LAW, LLP, 1001 AVENUE OF THE AMERICAS, NEW YORK, NY (https://www.google.com/maps/place/1001%20AVENUE%20OF%20THE%20AMERICAS,NEW%20YORK,NY)	Graph	3	\$65,811.20	\$72,467.20	\$4
Totals	Graph	5	\$80,139.92	\$79,123.20	\$4

Latitude: 40.751836 Longitude: -73.981136

Employer Name/Employer Address	Graph	Count	Mean Wage	Median Wage	Lowest Wage	Hig Wa
HART HOWERTON PARTNERS, LTD, 10 EAST 40TH STREET, NEW YORK, NY (https://www.google.com/maps/place/10%20EAST%2040TH%20STREET,NEW%20YORK,NY)	Graph	1	\$57,096.00	\$57,096.00	\$57,096.00	\$57,0
ONIA, LLC, 10 EAST 40TH STREET, NEW YORK, NY (https://www.google.com/maps/place/10%20EAST%2040TH%20STREET,NEW%20YORK,NY)	Graph	2	\$165,000.00	\$165,000.00	\$165,000.00	\$165,0
PROSPECT CAPITAL MANAGEMENT L.P., 10 EAST 40TH ST., 42ND FLOOR, NEW YORK, NY (https://www.google.com/maps/place/10%20EAST%2040TH%20ST.,%2042ND%20FLOOR,NEW%20YORK,NY)	Graph	2	\$75,000.00	\$60,000.00	\$60,000.00	\$90,0
THE ECHO DESIGN GROUP, INC., 10 EAST 40TH STREET, NEW YORK, NY (https://www.google.com/maps/place/10%20EAST%2040TH%20STREET,NEW%20YORK,NY)	Graph	2	\$42,890.00	\$42,890.00	\$42,890.00	\$42,8
PROSPECT ADMINISTRATION, LLC, 10 EAST 40TH STREET, NEW YORK, NY (https://www.google.com/maps/place/10%20EAST%2040TH%20STREET,NEW%20YORK,NY)	Graph	4	\$70,875.00	\$70,000.00	\$68,500.00	\$75,0
Totals	Graph	11	\$82,397.82	\$70,000.00	\$42,890.00	\$165,0

Employer Name/Worksite Address	Graph	Count	Mean Wage	Median Wage	Lowest Wage	Hig W
PROSPECT CAPITAL MANAGEMENT L.P., 10 EAST 40TH STREET, 42ND FLOOR, NEW YORK, NY (https://www.google.com/maps/place/10%20EAST%2040TH%20STREET,%2042ND%20FLOOR,NEW%20YORK,NY)	Graph	2	\$75,000.00	\$60,000.00	\$60,000.00	\$90,0
HSBC BANK USA, N.A., 10 EAST 40TH STREET, NEW YORK, NY (https://www.google.com/maps/place/10%20EAST%2040TH%20STREET,NEW%20YORK,NY)	Graph	9	\$91,586.67	\$70,000.00	\$42,890.00	\$165,

Employer Name/Worksite Address	Graph	Count	Mean Wage	Median Wage	Lowest Wage	Hig W
Totals	Graph	11	\$88,570.91	\$70,000.00	\$42,890.00	\$165,

Latitude: 40.751841 Longitude: -73.982731

Employer Name/Employer Address	Graph	Count	Mean Wage	Median Wage	Lowest Wage	
INSTRUX LLC, 15 WEST 39TH STREET, NEW YORK, NY (https://www.google.com/maps/place/15%20WEST%2039TH%20STREET,NEW%20YORK,NY)	Graph	1	\$280,000.00	\$280,000.00	\$280,000.00	\$
SPORTSLABNYC LLC, 15 WEST 39TH STREET, NEW YORK, NY (https://www.google.com/maps/place/15%20WEST%2039TH%20STREET,NEW%20YORK,NY)	Graph	1	\$156,000.00	\$156,000.00	\$156,000.00	\$
SAITO LLP, 15 WEST 39TH STREET, NEW YORK, NY (https://www.google.com/maps/place/15%20WEST%2039TH%20STREET,NEW%20YORK,NY)	Graph	2	\$55,765.00	\$55,765.00	\$55,765.00	\$
INSTRUX LLC, 15 WEST 39TH STREET, 13TH FLOOR, NEW YORK, NY (https://www.google.com/maps/place/15%20WEST%2039TH%20STREET,%2013TH%20FLOOR,NEW%20YORK,NY)	Graph	3	\$91,000.00	\$89,000.00	\$87,000.00	\$
Totals	Graph	7	\$117,218.57	\$89,000.00	\$55,765.00	\$

Employer Name/Worksite Address	Graph	Count	Mean Wage	Median Wage	Lowest Wage	
INSTRUX LLC, 15 WEST 39TH STREET, 13TH FLOOR, NEW YORK, NY (https://www.google.com/maps/place/15%20WEST%2039TH%20STREET,%2013TH%20FLOOR,NEW%20YORK,NY)	Graph	3	\$91,000.00	\$89,000.00	\$87,000.00	\$
SAITO LLP, 15 WEST 39TH STREET, NEW YORK, NY (https://www.google.com/maps/place/15%20WEST%2039TH%20STREET,NEW%20YORK,NY)	Graph	4	\$136,882.50	\$55,765.00	\$55,765.00	\$2
HSBC BANK USA, N.A., 1 WEST 39TH STREET, NEW YORK, NY (https://www.google.com/maps/place/1%20WEST%2039TH%20STREET,NEW%20YORK,NY)	Graph	8	\$120,593.75	\$117,600.00	\$85,000.00	\$1
Totals	Graph	15	\$119,018.67	\$105,000.00	\$55,765.00	\$2

Latitude: 40.751842 Longitude: -73.98307

Employer Name/Worksite Address	Graph	Count	Mean Wage	Median Wage	Lowest Wage	Highest Wage
GLOBAL DATA MART INC., 25W 39TH STREET, MANHATTEN, NY (https://www.google.com/maps/place/25W%2039TH%20STREET,MANHATTEN,NY)	Graph	1	\$61,500.00	\$61,500.00	\$61,500.00	\$61,500.00
Totals	Graph	1	\$61,500.00	\$61,500.00	\$61,500.00	\$61,500.00

Latitude: 40.751844 Longitude: -73.934635

Employer Name/Worksite Address	Graph	Count	Mean Wage	Median Wage	Lowest Wage	Highest Wage
CHARAN ELECTRICAL ENTERPRISES, INC., 3-11 40TH AVENUE, LONG ISLAND CITY, NY (https://www.google.com/maps/place/3-11%2040TH%20AVENUE,LONG%20ISLAND%20CITY,NY)	Graph	1	\$68,869.00	\$68,869.00	\$68,869.00	\$68,869.00
Totals	Graph	1	\$68,869.00	\$68,869.00	\$68,869.00	\$68,869.00

Latitude: 40.751846 Longitude: -73.998756

Employer Name/Employer Address	Graph	Count	Mean Wage	Median Wage	Lowest Wage	Highes Wage
KORANGY PUBLISHING INC, 450 W 31ST ST, NEW YORK, NY (https://www.google.com/maps/place/450%20W%2031ST%20ST,NEW%20YORK,NY)	Graph	1	\$60,000.00	\$60,000.00	\$60,000.00	\$60,000.00
STEVEN HOLL ARCHITECTS PC, 450 WEST 31ST STREET, NEW YORK, NY (https://www.google.com/maps/place/450%20WEST%2031ST%20STREET,NEW%20YORK,NY)	Graph	1	\$49,998.00	\$49,998.00	\$49,998.00	\$49,998.00
KEN SMITH LANDSCAPE ARCHITECT, P.C., 450 W 31ST STREET, 5TH FLOOR, NEW YORK, NY (https://www.google.com/maps/place/450%20W%2031ST%20STREET,%205TH%20FLOOR,NEW%20YORK,NY)	Graph	2	\$60,000.00	\$60,000.00	\$60,000.00	\$60,000.00
Totals	Graph	4	\$57,499.50	\$60,000.00	\$49,998.00	\$60,000.00

Employer Name/Worksite Address	Graph	Count	Mean Wage	Median Wage	Lowest Wage	Highes Wage
KORANGY PUBLISHING INC, 450 W 31ST ST, NEW YORK, NY (https://www.google.com/maps/place/450%20W%2031ST%20ST,NEW%20YORK,NY)	Graph	1	\$60,000.00	\$60,000.00	\$60,000.00	\$60,000.00
STEVEN HOLL ARCHITECTS PC, 450 WEST 31ST STREET, NEW YORK, NY (https://www.google.com/maps/place/450%20WEST%2031ST%20STREET,NEW%20YORK,NY)	Graph	1	\$49,998.00	\$49,998.00	\$49,998.00	\$49,998.00
KEN SMITH LANDSCAPE ARCHITECT, P.C., 450 W 31ST STREET, 5TH FLOOR, NEW YORK, NY (https://www.google.com/maps/place/450%20W%2031ST%20STREET,%205TH%20FLOOR,NEW%20YORK,NY)	Graph	2	\$60,000.00	\$60,000.00	\$60,000.00	\$60,000.00
Totals	Graph	4	\$57,499.50	\$60,000.00	\$49,998.00	\$60,000.00

Latitude: 40.751854 Longitude: -73.989915

Employer Name/Employer Address	Graph	Count	Mean Wage	Median Wage	Lowest Wage	High Wage
KNACK NY INC, 469 7TH AVENUE, NEW YORK, NY (https://www.google.com/maps/place/469%207TH%20AVENUE,NEW%20YORK,NY)	Graph	1	\$60,340.80	\$60,340.80	\$60,340.80	\$60,340.80
KNACK NY INC., 469 7TH AVE., NEW YORK, NY (https://www.google.com/maps/place/469%207TH%20AVE.,NEW%20YORK,NY)	Graph	1	\$72,800.00	\$72,800.00	\$72,800.00	\$72,800.00
MAXIMA APPAREL CORPORATION, 469 SEVENTH AVENUE SUITE 802, NEW YORK, NY (https://www.google.com/maps/place/469%20SEVENTH%20AVENUE%20SUITE%20802,NEW%20YORK,NY)	Graph	1	\$50,000.00	\$50,000.00	\$50,000.00	\$50,000.00
SITUATION MARKETING LLC, 469 7TH AVE, STE 1300, NEW YORK, NY (https://www.google.com/maps/place/469%207TH%20AVE,%20STE%201300,NEW%20YORK,NY)	Graph	1	\$54,080.00	\$54,080.00	\$54,080.00	\$54,080.00
SYNMETA LLC, 469 7TH AVENUE, NEW YORK, NY (https://www.google.com/maps/place/469%207TH%20AVENUE,NEW%20YORK,NY)	Graph	2	\$61,973.50	\$58,198.00	\$58,198.00	\$65,745.00
UTOFUN INC, 469 7TH AVENUE, 12TH FLOOR, NEW YORK, NY (https://www.google.com/maps/place/469%207TH%20AVENUE,%2012TH%20FLOOR,NEW%20YORK,NY)	Graph	2	\$48,963.20	\$42,016.00	\$42,016.00	\$55,910.40
BAHA INDUSTRIES CORP, 469 SEVENTH AVENUE, 5TH FLOOR, NEW YORK, NY (https://www.google.com/maps/place/469%20SEVENTH%20AVENUE,%205TH%20FLOOR,NEW%20YORK,NY)	Graph	8	\$131,970.00	\$140,000.00	\$80,000.00	\$175,760.00
Totals	Graph	16	\$94,678.39	\$72,800.00	\$42,016.00	\$175,760.00

Employer Name/Worksite Address	Graph	Count	Mean Wage	Median Wage	Lowest Wage	Highest Wage
SITUATION MARKETING LLC, 469 7TH AVE, STE 1300, NEW YORK, NY (https://www.google.com/maps/place/469%207TH%20AVE,%20STE%201300,NEW%20YORK,NY)	Graph	1	\$54,080.00	\$54,080.00	\$54,080.00	\$54,080.00
UTOFUN INC, 469 7TH AVENUE, 12TH FLOOR, NEW YORK, NY (https://www.google.com/maps/place/469%207TH%20AVENUE,%2012TH%20FLOOR,NEW%20YORK,NY)	Graph	2	\$48,963.20	\$42,016.00	\$42,016.00	\$55,910.40
SYNMETA LLC, 469 7TH AVENUE, NEW YORK, NY (https://www.google.com/maps/place/469%207TH%20AVENUE,NEW%20YORK,NY)	Graph	4	\$67,454.35	\$60,340.80	\$58,198.00	\$85,529.60
Totals	Graph	7	\$60,260.54	\$58,198.00	\$42,016.00	\$85,529.60

Latitude: 40.751868 Longitude: -73.884551

Employer Name/Worksite Address	Graph	Count	Mean Wage	Median Wage	Lowest Wage	Highest Wage
OSS-INTEGRATORS, INC., 82-15 35TH AVENUE, APT 4H, JACKSON HEIGHTS, NY (https://www.google.com/maps/place/82-15%2035TH%20AVENUE,%20APT%204H,JACKSON%20HEIGHTS,NY)	Graph	1	\$109,681.00	\$109,681.00	\$109,681.00	\$109,681.00
Totals	Graph	1	\$109,681.00	\$109,681.00	\$109,681.00	\$109,681.00

Latitude: 40.751877 Longitude: -73.981975

Employer Name/Worksite Address	Graph	Count	Mean Wage	Median Wage	Lowest Wage	Highest Wage
HSBC BANK USA, N.A., 1 WEST 39TH STREET, NEW YORK, NY (https://www.google.com/maps/place/1%20WEST%2039TH%20STREET,NEW%20YORK,NY)	Graph	1	\$100,000.00	\$100,000.00	\$100,000.00	\$100,000.00
Totals	Graph	1	\$100,000.00	\$100,000.00	\$100,000.00	\$100,000.00

Latitude: 40.751879 Longitude: -73.984737

Employer Name/Employer Address	Graph	Count	Mean Wage	Median Wage	Lowest Wage	Highest Wage
REFINERY MGMT LLC, 63 WEST 38TH STREET, NEW YORK, NY (https://www.google.com/maps/place/63%20WEST%2038TH%20STREET,NEW%20YORK,NY)	Graph	1	\$103,147.00	\$103,147.00	\$103,147.00	\$103,147.00
Totals	Graph	1	\$103,147.00	\$103,147.00	\$103,147.00	\$103,147.00

Employer Name/Worksite Address	Graph	Count	Mean Wage	Median Wage	Lowest Wage	Highest Wage
REFINERY MGMT LLC, 63 WEST 38TH STREET, NEW YORK, NY (https://www.google.com/maps/place/63%20WEST%2038TH%20STREET,NEW%20YORK,NY)	Graph	1	\$103,147.00	\$103,147.00	\$103,147.00	\$103,147.00
Totals	Graph	1	\$103,147.00	\$103,147.00	\$103,147.00	\$103,147.00

Latitude: 40.751879 Longitude: -73.905626

Employer Name/Employer Address	Graph	Count	Mean Wage	Median Wage	Lowest Wage	Highest Wage
ARMS GLOBAL INC., 34-36 56TH STREET, WOODSIDE, NY (https://www.google.com/maps/place/34-36%2056TH%20STREET,WOODSIDE,NY)	Graph	1	\$52,749.00	\$52,749.00	\$52,749.00	\$52,749.00
KF TEA USA INC., 34-36 56TH ST, WOODSIDE, NY (https://www.google.com/maps/place/34-36%2056TH%20ST,WOODSIDE,NY)	Graph	1	\$60,000.00	\$60,000.00	\$60,000.00	\$60,000.00
Totals	Graph	2	\$56,374.50	\$52,749.00	\$52,749.00	\$60,000.00

Employer Name/Worksite Address	Graph	Count	Mean Wage	Median Wage	Lowest Wage	Highest Wage
ARMS GLOBAL INC., 34-36 56TH STREET, WOODSIDE, NY (https://www.google.com/maps/place/34-36%2056TH%20STREET,WOODSIDE,NY)	Graph	1	\$52,749.00	\$52,749.00	\$52,749.00	\$52,749.00
KF TEA USA INC., 34-36 56TH ST, WOODSIDE, NY (https://www.google.com/maps/place/34-36%2056TH%20ST,WOODSIDE,NY)	Graph	1	\$60,000.00	\$60,000.00	\$60,000.00	\$60,000.00
Totals	Graph	2	\$56,374.50	\$52,749.00	\$52,749.00	\$60,000.00

Latitude: 40.751891 Longitude: -73.990856

Employer Name/Employer Address	Graph	Count	Mean Wage	Median Wage	Lowest Wage	Highest Wage
INSTANT INTERNATIONAL INC., 224 W 35 ST STE 500, NEW YORK, NY (https://www.google.com/maps/place/224%20W%2035%20ST%20STE%20500,NEW%20YORK,NY)	Graph	1	\$48,360.00	\$48,360.00	\$48,360.00	\$48,360.00
LIFARS, LLC., 224 W 35TH STREET, NEW YORK, NY (https://www.google.com/maps/place/224%20W%2035TH%20STREET,NEW%20YORK,NY)	Graph	1	\$55,764.80	\$55,764.80	\$55,764.80	\$55,764.80
XINCON HOME-HEALTHCARE SERVICES, INC., 224 WEST 35TH STREET, NEW YORK, NY (https://www.google.com/maps/place/224%20WEST%2035TH%20STREET,NEW%20YORK,NY)	Graph	1	\$41,142.40	\$41,142.40	\$41,142.40	\$41,142.40
ASIAN COMMUNITY CARE MANAGEMENT, INC., 224 WEST 35TH STREET, SUITE 705, NEW YORK, NY (https://www.google.com/maps/place/224%20WEST%2035TH%20STREET,%20SUITE%20705,NEW%20YORK,NY)	Graph	4	\$59,232.20	\$52,300.00	\$48,240.00	\$82,380.00
Totals	Graph	7	\$54,599.43	\$52,300.00	\$41,142.40	\$82,380.00

Employer Name/Worksite Address	Graph	Count	Mean Wage	Median Wage	Lowest Wage	Highest Wage
INSTANT INTERNATIONAL INC., 224 W 35 ST STE 500, NEW YORK, NY (https://www.google.com/maps/place/224%20W%2035%20ST%20STE%20500,NEW%20YORK,NY)	Graph	1	\$48,360.00	\$48,360.00	\$48,360.00	\$48,360.00
LIFARS, LLC., 224 W 35TH STREET, NEW YORK, NY (https://www.google.com/maps/place/224%20W%2035TH%20STREET,NEW%20YORK,NY)	Graph	1	\$55,764.80	\$55,764.80	\$55,764.80	\$55,764.80
FENNELL ENGINEERING, INC., 224 WEST 35TH STREET, NEW YORK, NY (https://www.google.com/maps/place/224%20WEST%2035TH%20STREET,NEW%20YORK,NY)	Graph	2	\$58,071.20	\$41,142.40	\$41,142.40	\$75,000.00
ASIAN COMMUNITY CARE MANAGEMENT, INC., 224 WEST 35TH STREET, SUITE 705, NEW YORK, NY (https://www.google.com/maps/place/224%20WEST%2035TH%20STREET,%20SUITE%20705,NEW%20YORK,NY)	Graph	3	\$60,976.27	\$52,300.00	\$48,240.00	\$82,380.00

Employer Name/Worksite Address	Graph	Count	Mean Wage	Median Wage	Lowest Wage	Highest Wage
Totals	Graph	7	\$57,599.43	\$52,300.00	\$41,142.40	\$82,380.00

Latitude: 40.751895 Longitude: -73.642585

Employer Name/Worksite Address	Graph	Count	Mean Wage	Median Wage	Lowest Wage	Highest Wage
KLEE, WOOLF, GOLDMAN & FILPI, LLP, 350 WILLIS AVENUE, MINEOLA, NY (https://www.google.com/maps/place/350%20WILLIS%20AVENUE,MINEOLA,NY)	Graph	1	\$44,100.00	\$44,100.00	\$44,100.00	\$44,100.00
Totals	Graph	1	\$44,100.00	\$44,100.00	\$44,100.00	\$44,100.00

Employer Name/Worksite Address	Graph	Count	Mean Wage	Median Wage	Lowest Wage	Highest Wage
KLEE, WOOLF, GOLDMAN & FILPI, LLP, 350 WILLIS AVENUE, MINEOLA, NY (https://www.google.com/maps/place/350%20WILLIS%20AVENUE,MINEOLA,NY)	Graph	1	\$44,100.00	\$44,100.00	\$44,100.00	\$44,100.00
Totals	Graph	1	\$44,100.00	\$44,100.00	\$44,100.00	\$44,100.00

Latitude: 40.751899 Longitude: -73.990535

Employer Name/Worksite Address	Graph	Count	Mean Wage	Median Wage	Lowest Wage	Highest Wage
OMNIBUILD CONSTRUCTION INC., 213 WEST 35TH STREET, NEW YORK, NY (https://www.google.com/maps/place/213%20WEST%2035TH%20STREET,NEW%20YORK,NY)	Graph	1	\$80,000.00	\$80,000.00	\$80,000.00	\$80,000.00
TALLY TAYLOR, INC., 213 WEST 35TH STREET, NEW YORK, NY (https://www.google.com/maps/place/213%20WEST%2035TH%20STREET,NEW%20YORK,NY)	Graph	1	\$42,890.00	\$42,890.00	\$42,890.00	\$42,890.00
Z-PLY CORPORATION, 213 WEST 35TH STREET, NEW YORK, NY (https://www.google.com/maps/place/213%20WEST%2035TH%20STREET,NEW%20YORK,NY)	Graph	1	\$59,000.00	\$59,000.00	\$59,000.00	\$59,000.00
SIX SIGMA NYC INC., 213 W. 35TH STREET SUITE 400, NEW YORK, NY (https://www.google.com/maps/place/213%20W.%2035TH%20STREET%20SUITE%20400,NEW%20YORK,NY)	Graph	4	\$46,941.20	\$40,000.00	\$40,000.00	\$55,764.80
Totals	Graph	7	\$52,807.83	\$52,000.00	\$40,000.00	\$80,000.00

Employer Name/Worksite Address	Graph	Count	Mean Wage	Median Wage	Lowest Wage	Highest Wage
SIX SIGMA NYC INC., 213 W. 35TH STREET SUITE 400, NEW YORK, NY (https://www.google.com/maps/place/213%20W.%2035TH%20STREET%20SUITE%20400,NEW%20YORK,NY)	Graph	3	\$45,254.93	\$40,000.00	\$40,000.00	\$55,764.80
TALLY TAYLOR, INC., 213 WEST 35TH STREET, NEW YORK, NY (https://www.google.com/maps/place/213%20WEST%2035TH%20STREET,NEW%20YORK,NY)	Graph	3	\$60,630.00	\$59,000.00	\$42,890.00	\$80,000.00
Totals	Graph	6	\$52,942.47	\$42,890.00	\$40,000.00	\$80,000.00

Latitude: 40.751902 Longitude: -73.988623

Employer Name/Worksite Address	Graph	Count	Mean Wage	Median Wage	Lowest Wage	Highest Wage
ONE SOURCE FINANCING LLC, 149 WEST 36TH STREET, NEW YORK, NY (https://www.google.com/maps/place/149%20WEST%2036TH%20STREET,NEW%20YORK,NY)	Graph	1	\$62,400.00	\$62,400.00	\$62,400.00	\$62,400.00
Totals	Graph	1	\$62,400.00	\$62,400.00	\$62,400.00	\$62,400.00

Employer Name/Worksite Address	Graph	Count	Mean Wage	Median Wage	Lowest Wage	Highest Wage
ONE SOURCE FINANCING LLC, 149 WEST 36TH STREET, NEW YORK, NY (https://www.google.com/maps/place/149%20WEST%2036TH%20STREET,NEW%20YORK,NY)	Graph	1	\$62,400.00	\$62,400.00	\$62,400.00	\$62,400.00
Totals	Graph	1	\$62,400.00	\$62,400.00	\$62,400.00	\$62,400.00

Latitude: 40.75191 Longitude: -73.988643

Employer Name/Employer Address	Graph	Count	Mean Wage	Median Wage	Lowest Wage	Highest Wage
YDC INC., 150W 36TH STREET, NEW YORK, NY (https://www.google.com/maps/place/150W%2036TH%20STREET,NEW%20YORK,NY)	Graph	2	\$85,000.00	\$80,000.00	\$80,000.00	\$90,000.00
Totals	Graph	2	\$85,000.00	\$80,000.00	\$80,000.00	\$90,000.00

Employer Name/Worksite Address	Graph	Count	Mean Wage	Median Wage	Lowest Wage	Highest Wage
YDC INC., 150W 36TH STREET, NEW YORK, NY (https://www.google.com/maps/place/150W%2036TH%20STREET,NEW%20YORK,NY)	Graph	2	\$85,000.00	\$80,000.00	\$80,000.00	\$90,000.00
Totals	Graph	2	\$85,000.00	\$80,000.00	\$80,000.00	\$90,000.00

Latitude: 40.751911 Longitude: -73.981314

Employer Name/Worksite Address	Graph	Count	Mean Wage	Median Wage	Lowest Wage	Highest Wage
NORGATE TECHNOLOGY, 8 E 40TH ST., NEW YORK, NY (https://www.google.com/maps/place/8%20E%2040TH%20ST.,NEW%20YORK,NY)	Graph	1	\$132,080.00	\$132,080.00	\$132,080.00	\$132,080.00
SITA CORP, 8 E 40TH STREET, NEW YORK, NY (https://www.google.com/maps/place/8%20E%2040TH%20STREET,NEW%20YORK,NY)	Graph	2	\$56,500.00	\$56,000.00	\$56,000.00	\$57,000.00
HSBC BANK USA, N.A., 8 EAST 40TH STREET, NEW YORK, NY (https://www.google.com/maps/place/8%20EAST%2040TH%20STREET,NEW%20YORK,NY)	Graph	7	\$108,108.00	\$90,376.00	\$90,376.00	\$214,500.00
Totals	Graph	10	\$100,183.60	\$90,376.00	\$56,000.00	\$214,500.00

Latitude: 40.751911 Longitude: -73.931853

Employer Name/Employer Address	Graph	Count	Mean Wage	Median Wage	Lowest Wage	Highest Wage
QUADLOGIC CONTROLS CORP., 33-00 NORTHERN BLVD, LONG ISLAND CITY, NY (https://www.google.com/maps/place/33-00%20NORTHERN%20BLVD, LONG%20ISLAND%20CITY,NY)	Graph	2	\$53,061.00	\$53,061.00	\$53,061.00	\$53,061.00
Totals	Graph	2	\$53,061.00	\$53,061.00	\$53,061.00	\$53,061.00

Employer Name/Worksite Address	Graph	Count	Mean Wage	Median Wage	Lowest Wage	Highest Wage
QUADLOGIC CONTROLS CORP., 33-00 NORTHERN BLVD, LONG ISLAND CITY, NY (https://www.google.com/maps/place/33-00%20NORTHERN%20BLVD, LONG%20ISLAND%20CITY,NY)	Graph	2	\$53,061.00	\$53,061.00	\$53,061.00	\$53,061.00
Totals	Graph	2	\$53,061.00	\$53,061.00	\$53,061.00	\$53,061.00

Latitude: 40.751912 Longitude: -73.93183

Employer Name/Employer Address	Graph	Count	Mean Wage	Median Wage	Lowest Wage	Highest Wage
PAXI TECHNOLOGIES, INC., 34-18 NORTHERN BLVD., LONG ISLAND CITY, NY (https://www.google.com/maps/place/34-18%20NORTHERN%20BLVD., LONG%20ISLAND%20CITY,NY)	Graph	1	\$38,771.20	\$38,771.20	\$38,771.20	\$38,771.20
SOLAR ONE, INC, 34-18 NORTHERN BLVD, SUITE 219, LONG ISLAND CITY, NY (https://www.google.com/maps/place/34-18%20NORTHERN%20BLVD.,%20SUITE%20219, LONG%20ISLAND%20CITY,NY)	Graph	1	\$58,198.40	\$58,198.40	\$58,198.40	\$58,198.40
DATSON360, LLC, 34-18 NORTHERN BLVD., LONG ISLAND CITY, NY (https://www.google.com/maps/place/34-18%20NORTHERN%20BLVD., LONG%20ISLAND%20CITY,NY)	Graph	7	\$64,142.86	\$65,000.00	\$62,000.00	\$65,000.00
Totals	Graph	9	\$60,663.29	\$64,000.00	\$38,771.20	\$65,000.00

Employer Name/Worksite Address	Graph	Count	Mean Wage	Median Wage	Lowest Wage	Highest Wage
--------------------------------	-------	-------	-----------	-------------	-------------	--------------

Employer Name/Worksite Address	Graph	Count	Mean Wage	Median Wage	Lowest Wage	Highest Wage
PAXI TECHNOLOGIES, INC., 34-18 NORTHERN BLVD., LONG ISLAND CITY, NY (https://www.google.com/maps/place/34-18%20NORTHERN%20BLVD.,LONG%20ISLAND%20CITY,NY)	Graph	1	\$38,771.20	\$38,771.20	\$38,771.20	\$38,771.20
SOLAR ONE, INC, 34-18 NORTHERN BLVD, SUITE 219, LONG ISLAND CITY, NY (https://www.google.com/maps/place/34-18%20NORTHERN%20BLVD,%20SUITE%20219,LONG%20ISLAND%20CITY,NY)	Graph	1	\$58,198.40	\$58,198.40	\$58,198.40	\$58,198.40
Totals	Graph	2	\$48,484.80	\$38,771.20	\$38,771.20	\$58,198.40

Latitude: 40.751923 Longitude: -73.991799

Employer Name/Employer Address	Graph	Count	Mean Wage	Median Wage	Lowest Wage
ACAI OF AMERICA, INC., 225 WEST 34 STREET, NEW YORK, NY (https://www.google.com/maps/place/225%20WEST%2034%20STREET,NEW%20YORK,NY)	Graph	1	\$62,962.00	\$62,962.00	\$62,962.00
IXCHEL SOLUTIONS INC, SUIT 9-68, 225 WEST , 34 STREET, NEW YORK, NY (https://www.google.com/maps/place/SUIT%209-68,%20225%20WEST%20,%2034%20STREET,NEW%20YORK,NY)	Graph	1	\$53,164.80	\$53,164.80	\$53,164.80
IXCHEL SOLUTIONS, INC, SUITE 9-68, 14 PENN PLAZA, 225 WEST, NEW YORK, NY (https://www.google.com/maps/place/SUITE%209-68,%2014%20PENN%20PLAZA,%20225%20WEST,NEW%20YORK,NY)	Graph	1	\$48,796.80	\$48,796.80	\$48,796.80
IXCHEL SOLUTIONS, INC, 225 WEST, 14 PENN PLAZA, SUITE 9-68,9TH FLOOR, NEW YORK, NY (https://www.google.com/maps/place/225%20WEST,%2014%20PENN%20PLAZA,%20SUITE%209-68,9TH%20FLOOR,NEW%20YORK,NY)	Graph	2	\$55,244.50	\$54,579.00	\$54,579.00
IXCHEL SOLUTIONS INC, SUIT 9-68, 225 WEST, 34TH STREET, NEW YORK, NY (https://www.google.com/maps/place/SUIT%209-68,%20225%20WEST,%2034TH%20STREET,NEW%20YORK,NY)	Graph	4	\$53,164.80	\$53,164.80	\$53,164.80
MUESER RUTLEDGE CONSULTING ENGINEERS, 14 PENN PLAZA, 225 WEST 34TH STREET, NEW YORK, NY (https://www.google.com/maps/place/14%20PENN%20PLAZA,%20225%20WEST%2034TH%20STREET,NEW%20YORK,NY)	Graph	9	\$73,066.67	\$69,300.00	\$67,200.00
Totals	Graph	18	\$63,648.43	\$62,962.00	\$48,796.80

Employer Name/Worksite Address	Graph	Count	Mean Wage	Median Wage	Lowest Wage
ACAI OF AMERICA, INC., 225 WEST 34 STREET, NEW YORK, NY (https://www.google.com/maps/place/225%20WEST%2034%20STREET,NEW%20YORK,NY)	Graph	1	\$62,962.00	\$62,962.00	\$62,962.00
IXCHEL SOLUTIONS INC, SUIT 9-68, 225 WEST, 34 STREET, NEW YORK, NY (https://www.google.com/maps/place/SUIT%209-68,%20225%20WEST,%2034%20STREET,NEW%20YORK,NY)	Graph	1	\$53,164.80	\$53,164.80	\$53,164.80
TIMELESS GROUP, INC., 520 MADISON AVENUE, NEW YORK, NY (https://www.google.com/maps/place/520%20MADISON%20AVENUE,NEW%20YORK,NY)	Graph	1	\$75,000.00	\$75,000.00	\$75,000.00
IXCHEL SOLUTIONS, INC, 14 PENN PLAZA, NEW YORK, NY (https://www.google.com/maps/place/14%20PENN%20PLAZA,NEW%20YORK,NY)	Graph	3	\$58,568.93	\$55,910.00	\$48,796.80
IXCHEL SOLUTIONS INC, SUIT 9-68, 225 WEST, 34TH STREET, NEW YORK, NY (https://www.google.com/maps/place/SUIT%209-68,%20225%20WEST,%2034TH%20STREET,NEW%20YORK,NY)	Graph	4	\$53,164.80	\$53,164.80	\$53,164.80
GERENT LLC, 14 PENNSYLVANIA PLAZA, NEW YORK, NY (https://www.google.com/maps/place/14%20PENNSYLVANIA%20PLAZA,NEW%20YORK,NY)	Graph	7	\$81,000.00	\$72,000.00	\$72,000.00
MUESER RUTLEDGE CONSULTING ENGINEERS, 14 PENN PLAZA, 225 WEST 34TH ST., NEW YORK, NY (https://www.google.com/maps/place/14%20PENN%20PLAZA,%20225%20WEST%2034TH%20ST.,NEW%20YORK,NY)	Graph	9	\$73,066.67	\$69,300.00	\$67,200.00
Totals	Graph	26	\$69,388.18	\$69,300.00	\$48,796.80

Latitude: 40.751924 Longitude: -73.931367

Employer Name/Employer Address	Graph	Count	Mean Wage	Median Wage	Lowest Wage	Highest Wage
CHINESE THEATER WORKS, INC., 3718 NORTHERN BLVD, LONG ISLAND CITY, NY (https://www.google.com/maps/place/3718%20NORTHERN%20BLVD,LONG%20ISLAND%20CITY,NY)	Graph	1	\$37,440.00	\$37,440.00	\$37,440.00	\$37,440.00
Totals	Graph	1	\$37,440.00	\$37,440.00	\$37,440.00	\$37,440.00

Employer Name/Worksite Address	Graph	Count	Mean Wage	Median Wage	Lowest Wage	Highest Wage
--------------------------------	-------	-------	-----------	-------------	-------------	--------------

Employer Name/Worksite Address	Graph	Count	Mean Wage	Median Wage	Lowest Wage	Highest Wage
CHINESE THEATER WORKS, INC., 3718 NORTHERN BLVD, LONG ISLAND CITY, NY (https://www.google.com/maps/place/3718%20NORTHERN%20BLVD, LONG%20ISLAND%20CITY, NY)		1	\$37,440.00	\$37,440.00	\$37,440.00	\$37,440.00
Totals		1	\$37,440.00	\$37,440.00	\$37,440.00	\$37,440.00

Latitude: 40.751929 Longitude: -73.977736

Employer Name/Worksite Address	Graph	Count	Mean Wage	Median Wage	Lowest Wage	Highest Wage
APPSINTEGRATION INC., 120 PARK AVE, NEW YORK, NY (https://www.google.com/maps/place/120%20PARK%20AVE, NEW%20YORK, NY)		1	\$133,032.00	\$133,032.00	\$133,032.00	\$133,032.00
ORACLE AMERICA, INC, 120 PARK AVENUE, NEW YORK, NY (https://www.google.com/maps/place/120%20PARK%20AVENUE, NEW%20YORK, NY)		13	\$121,944.69	\$124,794.00	\$57,346.00	\$156,000.00
Totals		14	\$122,736.64	\$124,794.00	\$57,346.00	\$156,000.00

Latitude: 40.751935 Longitude: -73.986145

Employer Name/Employer Address	Graph	Count	Mean Wage	Median Wage	Lowest Wage	Highest Wage
M&J TRIMMING CO INC., 1008 SIXTH AVE, NEW YORK, NY (https://www.google.com/maps/place/1008%20SIXTH%20AVE, NEW%20YORK, NY)		1	\$42,000.00	\$42,000.00	\$42,000.00	\$42,000.00
Totals		1	\$42,000.00	\$42,000.00	\$42,000.00	\$42,000.00

Employer Name/Worksite Address	Graph	Count	Mean Wage	Median Wage	Lowest Wage	Highest Wage
M&J TRIMMING CO INC., 1008 SIXTH AVE, NEW YORK, NY (https://www.google.com/maps/place/1008%20SIXTH%20AVE, NEW%20YORK, NY)		1	\$42,000.00	\$42,000.00	\$42,000.00	\$42,000.00
Totals		1	\$42,000.00	\$42,000.00	\$42,000.00	\$42,000.00

Latitude: 40.751941 Longitude: -73.983305

Employer Name/Employer Address	Graph	Count	Mean Wage	Median Wage	Lowest Wage	Highest Wage
MICHAELLA CORP., 32 W. 39TH STREET, 10TH FLOOR, NEW YORK, NY (https://www.google.com/maps/place/32%20W.%2039TH%20STREET,%2010TH%20FLOOR, NEW%20YORK, NY)		1	\$53,000.00	\$53,000.00	\$53,000.00	\$53,000.00
OX3 PRODUCTIONS, CORP., 32 W 39TH STREET, NEW YORK, NY (https://www.google.com/maps/place/32%20W.%2039TH%20STREET, NEW%20YORK, NY)		1	\$38,688.00	\$38,688.00	\$38,688.00	\$38,688.00
ALLEGRAVITA LLC, 32 WEST 39TH STREET, NEW YORK, NY (https://www.google.com/maps/place/32%20WEST%2039TH%20STREET, NEW%20YORK, NY)		2	\$74,420.00	\$49,000.00	\$49,000.00	\$99,840.00
ZHONG BANG GROUP USA INC, 32 W 39TH STREET 4TH FLOOR, NEW YORK, NY (https://www.google.com/maps/place/32%20W.%2039TH%20STREET%20%204TH%20FLOOR, NEW%20YORK, NY)		2	\$46,675.20	\$46,675.20	\$46,675.20	\$46,675.20
OX3 TV PRODUCTION LLC, 32 W 39TH STREET, NEW YORK, NY (https://www.google.com/maps/place/32%20W.%2039TH%20STREET, NEW%20YORK, NY)		4	\$40,476.80	\$37,752.00	\$31,033.60	\$46,675.20
Totals		10	\$49,578.56	\$46,675.20	\$31,033.60	\$99,840.00

Employer Name/Worksite Address	Graph	Count	Mean Wage	Median Wage	Lowest Wage	Highest Wage
MICHAELLA CORP., 32 WEST 39TH STREET, 10TH FLOOR, NEW YORK, NY (https://www.google.com/maps/place/32%20WEST%2039TH%20STREET,%2010TH%20FLOOR, NEW%20YORK, NY)		1	\$53,000.00	\$53,000.00	\$53,000.00	\$53,000.00
ZHONG BANG GROUP USA INC, 32 W 39TH STREET 4TH FLOOR, NEW YORK, NY (https://www.google.com/maps/place/32%20W.%2039TH%20STREET%20%204TH%20FLOOR, NEW%20YORK, NY)		2	\$46,675.20	\$46,675.20	\$46,675.20	\$46,675.20
Totals		3	\$48,783.47	\$46,675.20	\$46,675.20	\$53,000.00

Latitude: 40.751948 Longitude: -73.979991

Employer Name/Employer Address	Graph	Count	Mean Wage	Median Wage	Lowest Wage	Highest Wage
BURFORD CAPITAL LLC, 292 MADISON AVENUE, NEW YORK, NY (https://www.google.com/maps/place/292%20MADISON%20AVENUE,NEW%20YORK,NY)	Graph	1	\$77,314.00	\$77,314.00	\$77,314.00	\$77,314.00
GLENFARNE GROUP, LLC, 292 MADISON AVE, NEW YORK, NY (https://www.google.com/maps/place/292%20MADISON%20AVE,NEW%20YORK,NY)	Graph	1	\$120,000.00	\$120,000.00	\$120,000.00	\$120,000.00
GLENFARNE GROUP, LLC, 292 MADISON AVENUE, NEW YORK, NY (https://www.google.com/maps/place/292%20MADISON%20AVENUE,NEW%20YORK,NY)	Graph	1	\$100,000.00	\$100,000.00	\$100,000.00	\$100,000.00
BORDERFREE, INC., 292 MADISON AVENUE, NEW YORK, NY (https://www.google.com/maps/place/292%20MADISON%20AVENUE,NEW%20YORK,NY)	Graph	7	\$94,684.71	\$90,813.00	\$70,699.00	\$136,906.00
Totals	Graph	10	\$96,010.70	\$90,813.00	\$70,699.00	\$136,906.00

Employer Name/Worksite Address	Graph	Count	Mean Wage	Median Wage	Lowest Wage	Highest Wage
BORDERFREE, INC., 292 MADISON AVENUE, 5TH FLOOR, NEW YORK, NY (https://www.google.com/maps/place/292%20MADISON%20AVENUE,%205TH%20FLOOR,NEW%20YORK,NY)	Graph	1	\$70,699.00	\$70,699.00	\$70,699.00	\$70,699.00
EXPONENTIAL INTERACTIVE, INC., 292 MADISON AVENUE, NEW YORK CITY, NY (https://www.google.com/maps/place/292%20MADISON%20AVENUE,NEW%20YORK%20CITY,NY)	Graph	1	\$85,000.00	\$85,000.00	\$85,000.00	\$85,000.00
BORDERFREE, INC., 292 MADISON AVENUE, FLOOR 5, NEW YORK, NY (https://www.google.com/maps/place/292%20MADISON%20AVENUE,%20FLOOR%205,NEW%20YORK,NY)	Graph	2	\$101,109.00	\$90,813.00	\$90,813.00	\$111,405.00
QLIKTECH, INC., 292 MADISON AVE., NEW YORK, NY (https://www.google.com/maps/place/292%20MADISON%20AVE.,NEW%20YORK,NY)	Graph	2	\$63,390.50	\$55,000.00	\$55,000.00	\$71,781.00
GLENFARNE GROUP, LLC, 292 MADISON AVE, NEW YORK, NY (https://www.google.com/maps/place/292%20MADISON%20AVE,NEW%20YORK,NY)	Graph	4	\$89,250.00	\$72,000.00	\$65,000.00	\$120,000.00
BORDERFREE, INC., 292 MADISON AVENUE, NEW YORK, NY (https://www.google.com/maps/place/292%20MADISON%20AVENUE,NEW%20YORK,NY)	Graph	9	\$93,719.67	\$90,376.00	\$71,781.00	\$136,906.00
Totals	Graph	19	\$88,693.42	\$85,000.00	\$55,000.00	\$136,906.00

Latitude: 40.75197 Longitude: -73.983036











Employer Name/Employer Address	Graph	Count	Mean Wage	Median Wage	Lowest Wage	Highest Wage
THOR INVESTMENT ADVISOR NORTH AMERICA LLC, 25 WEST 39TH STREET, NEW YORK, NY (https://www.google.com/maps/place/25%20WEST%2039TH%20STREET,NEW%20YORK,NY)	Graph	1	\$65,749.00	\$65,749.00	\$65,749.00	\$65,749.00
TINYBEANS USA LTD., 25 W 39TH STREET, NEW YORK, NY (https://www.google.com/maps/place/25%20W%2039TH%20STREET,NEW%20YORK,NY)	Graph	1	\$185,224.00	\$185,224.00	\$185,224.00	\$185,224.00
WR1 INC., 25 WEST 39TH STREET, NEW YORK, NY (https://www.google.com/maps/place/25%20WEST%2039TH%20STREET,NEW%20YORK,NY)	Graph	1	\$60,000.00	\$60,000.00	\$60,000.00	\$60,000.00
Totals	Graph	3	\$103,657.67	\$65,749.00	\$60,000.00	\$185,224.00



Employer Name/Worksite Address	Graph	Count	Mean Wage	Median Wage	Lowest Wage	Highest Wage
TINYBEANS USA LTD., 25 W 39TH STREET, NEW YORK, NY (https://www.google.com/maps/place/25%20W%2039TH%20STREET,NEW%20YORK,NY)	Graph	1	\$185,224.00	\$185,224.00	\$185,224.00	\$185,224.00
RALPH LAUREN CORPORATION, 25 WEST 39TH STREET, NEW YORK, NY (https://www.google.com/maps/place/25%20WEST%2039TH%20STREET,NEW%20YORK,NY)	Graph	2	\$71,125.50	\$65,749.00	\$65,749.00	\$76,502.00
Totals	Graph	3	\$109,158.33	\$76,502.00	\$65,749.00	\$185,224.00

Latitude: 40.751973 Longitude: -73.989992



Employer Name/Worksite Address	Graph	Count	Mean Wage	Median Wage	Lowest Wage	Highest Wage
REALNETWORKS, INC., 470 7TH AVENUE, NEW YORK, NY (https://www.google.com/maps/place/470%207TH%20AVENUE,NEW%20YORK,NY)	Graph	2	\$92,500.00	\$85,000.00	\$85,000.00	\$100,000.00
Totals	Graph	2	\$92,500.00	\$85,000.00	\$85,000.00	\$100,000.00



Latitude: 40.751976 Longitude: -73.975578

Employer Name/Employer Address	Graph	Count	Mean Wage	Median Wage	Lowes Wage
AMA CAPITAL PARTNERS, LLC, 405 LEXINGTON AVENUE, NEW YORK, NY (https://www.google.com/maps/place/405%20LEXINGTON%20AVENUE,NEW%20YORK,NY)		1	\$115,000.00	\$115,000.00	\$115,000.
CLUNE CONSTRUCTION COMPANY LP, 405 LEXINGTON AVENUE, 28TH FLOOR, NEW YORK, NY (https://www.google.com/maps/place/405%20LEXINGTON%20AVENUE,%2028TH%20FLOOR,NEW%20YORK,NY)		1	\$62,171.00	\$62,171.00	\$62,171.0
CLYDE & CO US LLP, 405 LEXINGTON AVE, NEW YORK, NY (https://www.google.com/maps/place/405%20LEXINGTON%20AVE,NEW%20YORK,NY)		1	\$72,000.00	\$72,000.00	\$72,000.0
CREATE ARCHITECTURE PLANNING & DESIGN PLLC, 405 LEXINGTON AVENUE, TOWER SUITE 70, NEW YORK, NY (https://www.google.com/maps/place/405%20LEXINGTON%20AVENUE,%20TOWER%20SUITE%2070,NEW%20YORK,NY)		1	\$45,000.00	\$45,000.00	\$45,000.0
CREATE ARCHITECTURE PLANNING AND DESIGN PLLC, 405 LEXINGTON AVE, NEW YORK, NY (https://www.google.com/maps/place/405%20LEXINGTON%20AVE,NEW%20YORK,NY)		1	\$57,096.00	\$57,096.00	\$57,096.0
NEW HOLLAND CAPITAL, LLC, 405 LEXINGTON AVENUE, NEW YORK, NY (https://www.google.com/maps/place/405%20LEXINGTON%20AVENUE,NEW%20YORK,NY)		1	\$100,000.00	\$100,000.00	\$100,000.
CLUNE CONSTRUCTION COMPANY, LLP, 405 LEXINGTON AVENUE, 28TH FLOOR, NEW YORK, NY (https://www.google.com/maps/place/405%20LEXINGTON%20AVENUE,%2028TH%20FLOOR,NEW%20YORK,NY)		2	\$62,171.00	\$62,171.00	\$62,171.0
MAXIM GROUP LLC, 405 LEXINGTON AVENUE, NEW YORK, NY (https://www.google.com/maps/place/405%20LEXINGTON%20AVENUE,NEW%20YORK,NY)		2	\$59,795.20	\$47,590.40	\$47,590.4
PA CONSULTING GROUP, INC., 405 LEXINGTON AVENUE, NEW YORK, NY (https://www.google.com/maps/place/405%20LEXINGTON%20AVENUE,NEW%20YORK,NY)		7	\$97,571.43	\$90,000.00	\$75,000.0
Totals		17	\$81,070.55	\$75,000.00	\$45,000.0

Employer Name/Worksite Address	Graph	Count	Mean Wage	Median Wage	Lowes Wage
CLYDE & CO US LLP, 405 LEXINGTON AVE, NEW YORK, NY (https://www.google.com/maps/place/405%20LEXINGTON%20AVE,NEW%20YORK,NY)		1	\$72,000.00	\$72,000.00	\$72,000.0
CREATE ARCHITECTURE PLANNING & DESIGN PLLC, 405 LEXINGTON AVENUE, TOWER SUITE 70, NEW YORK, NY (https://www.google.com/maps/place/405%20LEXINGTON%20AVENUE,%20TOWER%20SUITE%2070,NEW%20YORK,NY)		1	\$45,000.00	\$45,000.00	\$45,000.0
PA CONSULTING GROUP, INC., 405 LEXINGTON AVENUE, NEW YORK, NY (https://www.google.com/maps/place/405%20LEXINGTON%20%20AVENUE,NEW%20YORK,NY)		1	\$103,000.00	\$103,000.00	\$103,000.
CLUNE CONSTRUCTION COMPANY LP, 405 LEXINGTON AVENUE, 28TH FLOOR, NEW YORK, NY (https://www.google.com/maps/place/405%20LEXINGTON%20AVENUE,%2028TH%20FLOOR,NEW%20YORK,NY)		3	\$62,171.00	\$62,171.00	\$62,171.0
MINDLANCE, INC., 405 LEXINGTON AVENUE, NEW YORK, NY (https://www.google.com/maps/place/405%20LEXINGTON%20AVENUE,NEW%20YORK,NY)		21	\$88,163.83	\$90,000.00	\$47,590.4
Totals		27	\$83,627.90	\$75,000.00	\$45,000.0

Latitude: 40.751979 Longitude: -73.939243

Employer Name/Employer Address	Graph	Count	Mean Wage	Median Wage	Lowest Wage	Highest Wage
BEAR COMMODITIES CORPORATION, 41-17 CRESCENT STREET, SUITE PH2E, LONG ISLAND CITY, NY (https://www.google.com/maps/place/41-17%20CRESCENT%20STREET,%20SUITE%20PH2E,LANG%20ISLAND%20CITY,NY)		1	\$62,400.00	\$62,400.00	\$62,400.00	\$62,400.00
Totals		1	\$62,400.00	\$62,400.00	\$62,400.00	\$62,400.00

Employer Name/Worksite Address	Graph	Count	Mean Wage	Median Wage	Lowest Wage	Highest Wage
BEAR COMMODITIES CORPORATION, 41-17 CRESCENT STREET, SUITE PH2E, LONG ISLAND CITY, NY (https://www.google.com/maps/place/41-17%20CRESCENT%20STREET,%20SUITE%20PH2E,LANG%20ISLAND%20CITY,NY)		1	\$62,400.00	\$62,400.00	\$62,400.00	\$62,400.00
Totals		1	\$62,400.00	\$62,400.00	\$62,400.00	\$62,400.00

Latitude: 40.751981 Longitude: -73.977696

Employer Name/Worksite Address	Graph	Count	Mean Wage	Median Wage	Lowest Wage	Highest Wage
--------------------------------	-------	-------	-----------	-------------	-------------	--------------

Employer Name/Worksite Address	Graph	Count	Mean Wage	Median Wage	Lowest Wage	Highest Wage
IBM CORPORATION, 200 PARK AVE, NEW YORK, NY (https://www.google.com/maps/place/200%20PARK%20AVE,NEW%20YORK,NY)	Graph	1	\$127,149.60	\$127,149.60	\$127,149.60	\$127,149.60
VSQUARE INFOTECH INC., 200 PARK AVENUE, NEW YORK, NY (https://www.google.com/maps/place/200%20PARK%20AVENUE,NEW%20YORK,NY)	Graph	2	\$71,365.00	\$63,045.00	\$63,045.00	\$79,685.00
Totals	Graph	3	\$89,959.87	\$79,685.00	\$63,045.00	\$127,149.60

Latitude: 40.751992 Longitude: -73.982053

Employer Name/Worksite Address	Graph	Count	Mean Wage	Median Wage	Lowest Wage	Highest Wage
THE NEW YORK PUBLIC LIBRARY, 476 5TH AVENUE, NEW YORK, NY (https://www.google.com/maps/place/476%205TH%20AVENUE,NEW%20YORK,NY)	Graph	1	\$70,221.00	\$70,221.00	\$70,221.00	\$70,221.00
Totals	Graph	1	\$70,221.00	\$70,221.00	\$70,221.00	\$70,221.00

Latitude: 40.752004 Longitude: -73.986095

Employer Name/Employer Address	Graph	Count	Mean Wage	Median Wage	Lowest Wage	Highest Wage
COLANGELO & PARTNERS PUBLIC RELATIONS, LLC, 1010 AVENUE OF THE AMERICAS, NEW YORK, NY (https://www.google.com/maps/place/1010%20AVENUE%20OF%20THE%20AMERICAS,NEW%20YORK,NY)	Graph	2	\$49,000.00	\$46,000.00	\$46,000.00	\$52,000.00
RELO REDAC, INC., 1010 AVENUE OF THE AMERICAS, NEW YORK, NY (https://www.google.com/maps/place/1010%20AVENUE%20OF%20THE%20AMERICAS,NEW%20YORK,NY)	Graph	4	\$50,837.50	\$46,675.00	\$46,675.00	\$63,000.00
Totals	Graph	6	\$50,225.00	\$46,675.00	\$46,000.00	\$63,000.00

Employer Name/Worksite Address	Graph	Count	Mean Wage	Median Wage	Lowest Wage	Highest Wage
COLANGELO & PARTNERS PUBLIC RELATIONS, LLC, 1010 AVENUE OF THE AMERICAS, NEW YORK, NY (https://www.google.com/maps/place/1010%20AVENUE%20OF%20THE%20AMERICAS,NEW%20YORK,NY)	Graph	5	\$50,870.00	\$46,675.00	\$46,000.00	\$63,000.00
Totals	Graph	5	\$50,870.00	\$46,675.00	\$46,000.00	\$63,000.00

Latitude: 40.752009 Longitude: -73.979783

Employer Name/Employer Address	Graph	Count	Mean Wage	Median Wage	Lowest Wage	Highest Wage
GETZLER HENRICH & ASSOCIATES LLC, 295 MADISON AVE., NEW YORK, NY (https://www.google.com/maps/place/295%20MADISON%20AVE.,NEW%20YORK,NY)	Graph	1	\$100,000.00	\$100,000.00	\$100,000.00	\$100,000.00
BYTE CONSULTING, INC., 295 MADISON AVENUE, NEW YORK, NY (https://www.google.com/maps/place/295%20MADISON%20AVENUE,NEW%20YORK,NY)	Graph	2	\$98,000.00	\$76,000.00	\$76,000.00	\$120,000.00
EDXOPEN INC, 295 MADISON AVE 12TH FLOOR, NEW YORK, NY (https://www.google.com/maps/place/295%20MADISON%20AVE%2012TH%20FLOOR,NEW%20YORK,NY)	Graph	2	\$72,363.20	\$72,363.20	\$72,363.20	\$72,363.20
ELIFE TECHNOLOGY INC, 295 MADISON AVE 12TH FLOOR, NEW YORK, NY (https://www.google.com/maps/place/295%20MADISON%20AVE%2012TH%20FLOOR,NEW%20YORK,NY)	Graph	2	\$58,448.00	\$46,675.20	\$46,675.20	\$70,220.80
LAURA DEVINE ATTORNEYS LLC, 295 MADISON AVENUE, NEW YORK, NY (https://www.google.com/maps/place/295%20MADISON%20AVENUE,NEW%20YORK,NY)	Graph	2	\$50,294.00	\$50,294.00	\$50,294.00	\$50,294.00
SKYBOUND CONSULTING INC, 295 MADISON AVE 12TH FLOOR, NEW YORK, NY (https://www.google.com/maps/place/295%20MADISON%20AVE%2012TH%20FLOOR,NEW%20YORK,NY)	Graph	2	\$50,096.80	\$44,428.80	\$44,428.80	\$55,764.80
YOUNG SAMUEL CHAMBERS (YSC) LIMITED, 295 MADISON AVENUE, NEW YORK, NY (https://www.google.com/maps/place/295%20MADISON%20AVENUE,NEW%20YORK,NY)	Graph	2	\$73,102.00	\$72,114.00	\$72,114.00	\$74,090.00
Totals	Graph	13	\$69,585.23	\$72,114.00	\$44,428.80	\$120,000.00

Employer Name/Worksite Address	Graph	Count	Mean Wage	Median Wage	Lowest Wage	Highest Wage
GLOBAL EMPIRE, LLC, 295 MADISON AVE, NEW YORK, NY (https://www.google.com/maps/place/295%20MADISON%20AVE,NEW%20YORK,NY)	Graph	1	\$38,688.00	\$38,688.00	\$38,688.00	\$38,688.00

Employer Name/Worksite Address	Graph	Count	Mean Wage	Median Wage	Lowest Wage	Highest Wage
EDXOPEN INC, 295 MADISON AVE 12TH FLOOR, NEW YORK, NY (https://www.google.com/maps/place/295%20MADISON%20AVE%2012TH%20FLOOR,NEW%20YORK,NY)	Graph	6	\$60,302.67	\$55,764.80	\$44,428.80	\$72,363.20
GETZLER HENRICH & ASSOCIATES LLC, 295 MADISON AVENUE, NEW YORK, NY (https://www.google.com/maps/place/295%20MADISON%20AVENUE,NEW%20YORK,NY)	Graph	6	\$67,498.33	\$58,198.00	\$50,294.00	\$100,000.00
Totals	Graph	13	\$61,961.08	\$58,198.00	\$38,688.00	\$100,000.00

Latitude: 40.752009 Longitude: -73.926372

Employer Name/Employer Address	Graph	Count	Mean Wage	Median Wage	Lowest Wage	Highest Wage
CHERICO KING ARCHITECT, P.C., 37-18 NORTHERN BLVD. SUITE 419, LONG ISLAND CITY, NY (https://www.google.com/maps/place/37-18%20NORTHERN%20BLVD.%20SUITE%20419,LONG%20ISLAND%20CITY,NY)	Graph	1	\$39,520.00	\$39,520.00	\$39,520.00	\$39,520.00
ELOQUII DESIGN, INC., 37-18 NORTHERN BLVD., LONG ISLAND CITY, NY (https://www.google.com/maps/place/37-18%20NORTHERN%20BLVD.,LONG%20ISLAND%20CITY,NY)	Graph	1	\$145,000.00	\$145,000.00	\$145,000.00	\$145,000.00
JTJ DESIGN STUDIO INC., 37-18 NORTHERN BLVD SUITE #LL015, LONG ISLAND CITY, NY (https://www.google.com/maps/place/37-18%20NORTHERN%20BLVD%20SUITE%20#LL015,LONG%20ISLAND%20CITY,NY)	Graph	1	\$39,956.80	\$39,956.80	\$39,956.80	\$39,956.80
THE I-GRACE COMPANY, COMMISSIONED PRIVATE RESIDENCES, INC., 37-18 NORTHERN BLVD., LONG ISLAND CITY, NY (https://www.google.com/maps/place/37-18%20NORTHERN%20BLVD.,LONG%20ISLAND%20CITY,NY)	Graph	1	\$50,000.00	\$50,000.00	\$50,000.00	\$50,000.00
TOWERIQ INC, 37-18 NORTHERN BLVD, LONG ISLAND CITY, NY (https://www.google.com/maps/place/37-18%20NORTHERN%20BLVD,LONG%20ISLAND%20CITY,NY)	Graph	1	\$65,000.00	\$65,000.00	\$65,000.00	\$65,000.00
PSA REALTY CORP, 37-18 QUEENS BLVD, LONG ISLAND CITY, NY (https://www.google.com/maps/place/37-18%20QUEENS%20BLVD,LONG%20ISLAND%20CITY,NY)	Graph	2	\$74,848.50	\$73,902.00	\$73,902.00	\$75,795.00
STANDARD MOTOR PRODUCTS, INC., 37-18 NORTHERN BOULEVARD, LONG ISLAND CITY, NY (https://www.google.com/maps/place/37-18%20NORTHERN%20BOULEVARD,LONG%20ISLAND%20CITY,NY)	Graph	6	\$72,958.33	\$70,750.00	\$49,000.00	\$94,000.00
Totals	Graph	13	\$71,301.83	\$70,750.00	\$39,520.00	\$145,000.00

Employer Name/Worksite Address	Graph	Count	Mean Wage	Median Wage	Lowest Wage	Highest Wage
CHERICO KING ARCHITECT, P.C., 37-18 NORTHERN BLVD. SUITE 419, LONG ISLAND CITY, NY (https://www.google.com/maps/place/37-18%20NORTHERN%20BLVD.%20SUITE%20419,LONG%20ISLAND%20CITY,NY)	Graph	1	\$39,520.00	\$39,520.00	\$39,520.00	\$39,520.00
ELOQUII DESIGN, INC., 37-18 NORTHERN BLVD., LONG ISLAND CITY, NY (https://www.google.com/maps/place/37-18%20NORTHERN%20BLVD.,LONG%20ISLAND%20CITY,NY)	Graph	1	\$145,000.00	\$145,000.00	\$145,000.00	\$145,000.00
JTJ DESIGN STUDIO INC., 37-18 NORTHERN BLVD SUITE #LL015, LONG ISLAND CITY, NY (https://www.google.com/maps/place/37-18%20NORTHERN%20BLVD%20SUITE%20#LL015,LONG%20ISLAND%20CITY,NY)	Graph	1	\$39,956.80	\$39,956.80	\$39,956.80	\$39,956.80
THE I-GRACE COMPANY, COMMISSIONED PRIVATE RESIDENCES, INC., 37-18 NORTHERN BLVD., LONG ISLAND CITY, NY (https://www.google.com/maps/place/37-18%20NORTHERN%20BLVD.,LONG%20ISLAND%20CITY,NY)	Graph	1	\$50,000.00	\$50,000.00	\$50,000.00	\$50,000.00
TOWERIQ INC, 37-18 NORTHERN BLVD, LONG ISLAND CITY, NY (https://www.google.com/maps/place/37-18%20NORTHERN%20BLVD,LONG%20ISLAND%20CITY,NY)	Graph	1	\$65,000.00	\$65,000.00	\$65,000.00	\$65,000.00
PSA REALTY CORP, 37-18 QUEENS BLVD, LONG ISLAND CITY, NY (https://www.google.com/maps/place/37-18%20QUEENS%20BLVD,LONG%20ISLAND%20CITY,NY)	Graph	2	\$74,848.50	\$73,902.00	\$73,902.00	\$75,795.00
STANDARD MOTOR PRODUCTS, INC., 37-18 NORTHERN BOULEVARD, LONG ISLAND CITY, NY (https://www.google.com/maps/place/37-18%20NORTHERN%20BOULEVARD,LONG%20ISLAND%20CITY,NY)	Graph	6	\$72,958.33	\$70,750.00	\$49,000.00	\$94,000.00
Totals	Graph	13	\$71,301.83	\$70,750.00	\$39,520.00	\$145,000.00

Latitude: 40.752013 Longitude: -73.990805

Employer Name/Employer Address	Graph	Count	Mean Wage	Median Wage	Lowest Wage	Highest Wage
RISK FOCUS INC., 225 W. 35TH ST., NEW YORK, NY (https://www.google.com/maps/place/225%20W.%2035TH%20ST.,NEW%20YORK,NY)	Graph	4	\$130,000.00	\$105,000.00	\$100,000.00	\$175,000.00
Totals	Graph	4	\$130,000.00	\$105,000.00	\$100,000.00	\$175,000.00

Employer Name/Worksite Address	Graph	Count	Mean Wage	Median Wage	Lowest Wage	Highest Wage
CAINE MITTER & ASSOCIATES INCORPORATED, 225 WEST 35TH STREET, NEW YORK, NY (https://www.google.com/maps/place/225%20WEST%2035TH%20STREET,NEW%20YORK,NY)	Graph	1	\$72,500.00	\$72,500.00	\$72,500.00	\$72,500.00
Totals	Graph	1	\$72,500.00	\$72,500.00	\$72,500.00	\$72,500.00

Latitude: 40.752014 Longitude: -74.007529

Employer Name/Worksite Address	Graph	Count	Mean Wage	Median Wage	Lowest Wage	Highest Wage
SAMSUNG RESEARCH AMERICA, INC., 30 W 26TH STREET, NEW YORK, NY (https://www.google.com/maps/place/30%20W%2026TH%20STREET,NEW%20YORK,NY)	Graph	2	\$120,000.00	\$120,000.00	\$120,000.00	\$120,000.00
Totals	Graph	2	\$120,000.00	\$120,000.00	\$120,000.00	\$120,000.00

Latitude: 40.752022 Longitude: -73.981236

Employer Name/Worksite Address	Graph	Count	Mean Wage	Median Wage	Lowest Wage	Highest Wage
IRIS SOFTWARE, INC., 8E 40TH STREET, NEW YORK, NY (https://www.google.com/maps/place/8E%2040TH%20STREET,NEW%20YORK,NY)	Graph	1	\$140,400.00	\$140,400.00	\$140,400.00	\$140,400.00
Totals	Graph	1	\$140,400.00	\$140,400.00	\$140,400.00	\$140,400.00

Latitude: 40.752035 Longitude: -73.987449

Employer Name/Employer Address	Graph	Count	Mean Wage	Median Wage	Lowest Wage	Highest Wage
ROSENTHAL & ROSENTHAL, INC., 1370 BROADWAY, NEW YORK, NY (https://www.google.com/maps/place/1370%20BROADWAY,NEW%20YORK,NY)	Graph	1	\$85,250.00	\$85,250.00	\$85,250.00	\$85,250.00
COLLECTION XIIX, LTD, 1370 BROADWAY, NEW YORK, NY (https://www.google.com/maps/place/1370%20BROADWAY,NEW%20YORK,NY)	Graph	2	\$60,000.00	\$50,000.00	\$50,000.00	\$70,000.00
PRAGMA SECURITIES LLC, 1370 BROADWAY, 10TH FLOOR, NEW YORK, NY (https://www.google.com/maps/place/1370%20BROADWAY,%2010TH%20FLOOR,NEW%20YORK,NY)	Graph	2	\$140,887.50	\$80,000.00	\$80,000.00	\$201,775.00
PRAGMA SECURITIES LLC, 1370 BROADWAY, NEW YORK, NY (https://www.google.com/maps/place/1370%20BROADWAY,NEW%20YORK,NY)	Graph	2	\$145,000.00	\$130,000.00	\$130,000.00	\$160,000.00
R3 HOLDCO LLC, 1370 BROADWAY, NEW YORK, NY (https://www.google.com/maps/place/1370%20BROADWAY,NEW%20YORK,NY)	Graph	2	\$180,000.00	\$85,000.00	\$85,000.00	\$275,000.00
Totals	Graph	9	\$126,336.11	\$85,250.00	\$50,000.00	\$275,000.00

Employer Name/Worksite Address	Graph	Count	Mean Wage	Median Wage	Lowest Wage	Highest Wage
ACA TECHNOLOGY SURVEILLANCE, INC., 1370 BROADWAY AVE., NEW YORK, NY (https://www.google.com/maps/place/1370%20BROADWAY%20AVE.,NEW%20YORK,NY)	Graph	1	\$85,000.00	\$85,000.00	\$85,000.00	\$85,000.00
RF7 LLC, 1370 BROADWAY, SUITE 1050, NEW YORK, NY (https://www.google.com/maps/place/1370%20BROADWAY,%20SUITE%201050,NEW%20YORK,NY)	Graph	1	\$95,285.00	\$95,285.00	\$95,285.00	\$95,285.00
PRAGMA SECURITIES LLC, 1370 BROADWAY, 10TH FLOOR, NEW YORK, NY (https://www.google.com/maps/place/1370%20BROADWAY,%2010TH%20FLOOR,NEW%20YORK,NY)	Graph	2	\$140,887.50	\$80,000.00	\$80,000.00	\$201,775.00
COLLECTION XIIX, LTD, 1370 BROADWAY, NEW YORK, NY (https://www.google.com/maps/place/1370%20BROADWAY,NEW%20YORK,NY)	Graph	11	\$111,159.09	\$85,250.00	\$50,000.00	\$275,000.00
Totals	Graph	15	\$112,320.67	\$85,250.00	\$50,000.00	\$275,000.00

Latitude: 40.752059 Longitude: -73.977803

Employer Name/Worksite Address	Graph	Count	Mean Wage	Median Wage	Low Wage
JPMORGAN CHASE & CO., JPMORGAN CHASE & CO., 237 PARK AV., NEW YORK, NY (https://www.google.com/maps/place/JPMORGAN%20CHASE%20%26%20CO.,%20237%20PARK%20AV.,NEW%20YORK,NY)	Graph	1	\$127,500.00	\$127,500.00	\$127,500.00
Totals	Graph	1	\$127,500.00	\$127,500.00	\$127,500.00

Latitude: 40.752085 Longitude: -73.939325

Employer Name/Employer Address	Graph	Count	Mean Wage	Median Wage	Lowest Wage	Highest Wage
DI DOMENICO + PARTNERS, LLP, 3743 CRESCENT STREET, LONG ISLAND CITY, NY (https://www.google.com/maps/place/3743%20CRESCENT%20STREET,LONG%20ISLAND%20CITY,NY)	Graph	1	\$43,000.00	\$43,000.00	\$43,000.00	\$43,000.00
Totals	Graph	1	\$43,000.00	\$43,000.00	\$43,000.00	\$43,000.00

Employer Name/Worksite Address	Graph	Count	Mean Wage	Median Wage	Lowest Wage	Highest Wage
DI DOMENICO + PARTNERS, LLP, 3743 CRESCENT STREET, LONG ISLAND CITY, NY (https://www.google.com/maps/place/3743%20CRESCENT%20STREET,LONG%20ISLAND%20CITY,NY)	Graph	1	\$43,000.00	\$43,000.00	\$43,000.00	\$43,000.00
Totals	Graph	1	\$43,000.00	\$43,000.00	\$43,000.00	\$43,000.00

Latitude: 40.752086 Longitude: -73.991321

Employer Name/Employer Address	Graph	Count	Mean Wage	Median Wage	Lowest Wage	Highest Wage
JWU, LLC, 240 WEST 35TH STREET, NEW YORK, NY (https://www.google.com/maps/place/240%20WEST%2035TH%20STREET,NEW%20YORK,NY)	Graph	1	\$80,974.00	\$80,974.00	\$80,974.00	\$80,974.00
ENDURANCE GROUP LLC, 240 WEST 35TH STREET, NEW YORK, NY (https://www.google.com/maps/place/240%20WEST%2035TH%20STREET,NEW%20YORK,NY)	Graph	3	\$102,003.33	\$74,000.00	\$72,010.00	\$160,000.00
THOM BROWNE, INC., 240 WEST 35TH STREET, NEW YORK, NY (https://www.google.com/maps/place/240%20WEST%2035TH%20STREET,NEW%20YORK,NY)	Graph	4	\$50,515.25	\$42,890.00	\$38,771.00	\$74,400.00
THE INSTITUTE FOUNDATION, 240 WEST 35TH STREET, NEW YORK, NY (https://www.google.com/maps/place/240%20WEST%2035TH%20STREET,NEW%20YORK,NY)	Graph	7	\$27,664.00	\$27,664.00	\$27,664.00	\$27,664.00
Totals	Graph	15	\$52,179.53	\$38,771.00	\$27,664.00	\$160,000.00

Employer Name/Worksite Address	Graph	Count	Mean Wage	Median Wage	Lowest Wage	Highest Wage
THOM BROWNE, INC., 240 W 35TH STREET, NEW YORK, NY (https://www.google.com/maps/place/240%20W%2035TH%20STREET,NEW%20YORK,NY)	Graph	2	\$60,200.00	\$46,000.00	\$46,000.00	\$74,400.00
THE INSTITUTE FOUNDATION, 240 WEST 35TH STREET, NEW YORK, NY (https://www.google.com/maps/place/240%20WEST%2035TH%20STREET,NEW%20YORK,NY)	Graph	11	\$52,784.73	\$27,664.00	\$27,664.00	\$160,000.00
Totals	Graph	13	\$53,925.54	\$27,664.00	\$27,664.00	\$160,000.00

Latitude: 40.752109 Longitude: -73.983364

Employer Name/Employer Address	Graph	Count	Mean Wage	Median Wage	Lowest Wage	Highest Wage
GLOBAL EXPRESS INTERNATIONAL, INC, 35 WEST 39TH STREET, NEW YORK, NY (https://www.google.com/maps/place/35%20WEST%2039TH%20STREET,NEW%20YORK,NY)	Graph	1	\$66,560.00	\$66,560.00	\$66,560.00	\$66,560.00
GLOBAL EXPRESS INTERNATIONAL INC, 35 WEST 39TH STREET, NEW YORK, NY (https://www.google.com/maps/place/35%20WEST%2039TH%20STREET,NEW%20YORK,NY)	Graph	2	\$63,440.00	\$62,400.00	\$62,400.00	\$64,480.00
GLOBAL EXPRESS INTERNATIONAL INC., 35 WEST 39TH STREET, NEW YORK, NY (https://www.google.com/maps/place/35%20WEST%2039TH%20STREET,NEW%20YORK,NY)	Graph	3	\$57,782.40	\$63,336.00	\$46,675.20	\$63,336.00
Totals	Graph	6	\$61,131.20	\$63,336.00	\$46,675.20	\$66,560.00

Employer Name/Worksite Address	Graph	Count	Mean Wage	Median Wage	Lowest Wage	Highest Wage
GLOBAL EXPRESS INTERNATIONAL INC, 35 WEST 39TH STREET, NEW YORK, NY (https://www.google.com/maps/place/35%20WEST%2039TH%20STREET,NEW%20YORK,NY)	Graph	6	\$61,131.20	\$63,336.00	\$46,675.20	\$66,560.00
Totals	Graph	6	\$61,131.20	\$63,336.00	\$46,675.20	\$66,560.00

Latitude: 40.752111 Longitude: -73.989895

Employer Name/Employer Address	Graph	Count	Mean Wage	Median Wage	Lowest Wage	Highest Wage
SOMYOUNG USA LLC, 474 7TH AVENUE 5TH FLOOR, NEW YORK, NY (https://www.google.com/maps/place/474%207TH%20AVENUE%205TH%20FLOOR,NEW%20YORK,NY)	Graph	2	\$52,000.00	\$41,000.00	\$41,000.00	\$63,000.00
Totals	Graph	2	\$52,000.00	\$41,000.00	\$41,000.00	\$63,000.00

Employer Name/Worksite Address	Graph	Count	Mean Wage	Median Wage	Lowest Wage	Highest Wage
SOMYOUNG USA LLC, 474 7TH AVENUE 5TH FLOOR, NEW YORK, NY (https://www.google.com/maps/place/474%207TH%20AVENUE%205TH%20FLOOR,NEW%20YORK,NY)	Graph	2	\$52,000.00	\$41,000.00	\$41,000.00	\$63,000.00
Totals	Graph	2	\$52,000.00	\$41,000.00	\$41,000.00	\$63,000.00

Latitude: 40.752117 Longitude: -74.001012

Employer Name/Worksite Address	Graph	Count	Mean Wage	Median Wage	Lowest Wage	Highest Wage
QA INFOTECH, INC., 347 10TH AVENUE, NEW YORK, NY (https://www.google.com/maps/place/347%2010TH%20AVENUE,NEW%20YORK,NY)	Graph	1	\$65,000.00	\$65,000.00	\$65,000.00	\$65,000.00
Totals	Graph	1	\$65,000.00	\$65,000.00	\$65,000.00	\$65,000.00

Latitude: 40.752126 Longitude: -74.005136

Employer Name/Employer Address	Graph	Count	Mean Wage	Median Wage	Lowest Wage	Highest Wage
CANARY CONNECT, INC., 606 W. 28TH STREET, NEW YORK, NY (https://www.google.com/maps/place/606%20W.%2028TH%20STREET,NEW%20YORK,NY)	Graph	1	\$78,000.00	\$78,000.00	\$78,000.00	\$78,000.00
CANARY CONNECT, INC., 606 WEST 28TH STREET, NEW YORK, NY (https://www.google.com/maps/place/606%20WEST%2028TH%20STREET,NEW%20YORK,NY)	Graph	1	\$108,000.00	\$108,000.00	\$108,000.00	\$108,000.00
Totals	Graph	2	\$93,000.00	\$78,000.00	\$78,000.00	\$108,000.00

Employer Name/Worksite Address	Graph	Count	Mean Wage	Median Wage	Lowest Wage	Highest Wage
FLEXTRONICS INTERNATIONAL USA, INC., 606 W 28TH ST., NEW YORK, NY (https://www.google.com/maps/place/606%20W%2028TH%20ST.,NEW%20YORK,NY)	Graph	1	\$84,198.00	\$84,198.00	\$84,198.00	\$84,198.00
CANARY CONNECT, INC., 606 WEST 28TH STREET, NEW YORK, NY (https://www.google.com/maps/place/606%20WEST%2028TH%20STREET,NEW%20YORK,NY)	Graph	2	\$93,000.00	\$78,000.00	\$78,000.00	\$108,000.00
Totals	Graph	3	\$90,066.00	\$84,198.00	\$78,000.00	\$108,000.00

Latitude: 40.752131 Longitude: -73.978722

Employer Name/Employer Address	Graph	Count	Mean Wage	Median Wage
RA PATINA MANAGEMENT, LLC., ONE GRAND CENTRAL PLACE 60 EAST 42ND STREET, NEW YORK, NY (https://www.google.com/maps/place/ONE%20GRAND%20CENTRAL%20PLACE%2060%20EAST%2042ND%20STREET,NEW%20YORK,NY)	Graph	1	\$75,000.00	\$75,000.00
RAROC, LLC., ONE GRAND CENTRAL PLACE, 60 E. 42ND STREET, NEW YORK, NY (https://www.google.com/maps/place/ONE%20GRAND%20CENTRAL%20PLACE,%2060%20E.%2042ND%20STREET,NEW%20YORK,NY)	Graph	1	\$55,000.00	\$55,000.00

Employer Name/Employer Address	Graph	Count	Mean Wage	Median Wage
ROBOTTI & COMPANY, INCORPORATED, ONE GRAND CENTRAL, 60 EAST 42ND STREET, NEW YORK, NY (https://www.google.com/maps/place/ONE%20GRAND%20CENTRAL,%2060%20EAST%2042ND%20STREET,NEW%20YORK,NY)	Graph	1	\$75,000.00	\$75,000
Totals	Graph	3	\$68,333.33	\$75,000

Employer Name/Worksite Address	Graph	Count	Mean Wage	Median Wage
BAHA INDUSTRIES CORP., BLOOMBERG- 120 PARK AVENUE, NEW YORK, NY (https://www.google.com/maps/place/BLOOMBERG-%20120%20PARK%20AVENUE,NEW%20YORK,NY)	Graph	1	\$140,000.00	\$140,000
HEIDNER LAW FIRM, P.C., 60 EAST 42ND STREET, SUITE 3200, NEW YORK, NY (https://www.google.com/maps/place/60%20EAST%2042ND%20STREET,%20SUITE%203200,NEW%20YORK,NY)	Graph	1	\$115,000.00	\$115,000
KLARACON LLC, 60 EAST 42ND ST., NEW YORK, NY (https://www.google.com/maps/place/60%20EAST%2042ND%20ST.,NEW%20YORK,NY)	Graph	1	\$90,000.00	\$90,000
ROBOTTI & COMPANY, INCORPORATED, ONE GRAND CENTRAL, 60 EAST 42ND STREET, NEW YORK, NY (https://www.google.com/maps/place/ONE%20GRAND%20CENTRAL,%2060%20EAST%2042ND%20STREET,NEW%20YORK,NY)	Graph	1	\$75,000.00	\$75,000
SERVICENOW, INC., ONE GRAND CENTRAL PLACE, NEW YORK, NY (https://www.google.com/maps/place/ONE%20GRAND%20CENTRAL%20PLACE,NEW%20YORK,NY)	Graph	1	\$108,992.00	\$108,992
IT DIVISION, INC., 120 PARK AVE, NEW YORK CITY, NY (https://www.google.com/maps/place/120%20PARK%20AVE,NEW%20YORK%20CITY,NY)	Graph	2	\$70,221.00	\$70,221
SRI INTERNATIONAL, 1 GRAND CENTRAL PLACE, 60 E 42ND STREET, NEW YORK, NY (https://www.google.com/maps/place/1%20GRAND%20CENTRAL%20PLACE,%2060%20E%2042ND%20STREET,NEW%20YORK,NY)	Graph	2	\$115,939.00	\$115,939
TURBONOMIC, INC., ONE GRAND CENTRAL PLACE, 60 EAST 42ND STREET, NEW YORK, NY (https://www.google.com/maps/place/ONE%20GRAND%20CENTRAL%20PLACE,%2060%20EAST%2042ND%20STREET,NEW%20YORK,NY)	Graph	3	\$100,922.67	\$92,700
Totals	Graph	12	\$100,340.00	\$92,700

Latitude: 40.752137 Longitude: -73.98343

Employer Name/Employer Address	Graph	Count	Mean Wage	Median Wage	Lowest Wage	Highest Wage
ASIAN & HISPANIC TRADING AND CONSULTING, INC., 37 WEST 39TH STREET, NEW YORK, NY (https://www.google.com/maps/place/37%20WEST%2039TH%20STREET,NEW%20YORK,NY)	Graph	1	\$55,764.80	\$55,764.80	\$55,764.80	\$55,764.80
PAZ COLLECTIVE INC, 37 W 39TH ST, NEW YORK, NY (https://www.google.com/maps/place/37%20W%2039TH%20ST,NEW%20YORK,NY)	Graph	1	\$37,856.00	\$37,856.00	\$37,856.00	\$37,856.00
Totals	Graph	2	\$46,810.40	\$37,856.00	\$37,856.00	\$55,764.80

Employer Name/Worksite Address	Graph	Count	Mean Wage	Median Wage	Lowest Wage	Highest Wage
ASIAN & HISPANIC TRADING AND CONSULTING, INC., 37 WEST 39TH STREET, NEW YORK, NY (https://www.google.com/maps/place/37%20WEST%2039TH%20STREET,NEW%20YORK,NY)	Graph	1	\$55,764.80	\$55,764.80	\$55,764.80	\$55,764.80
PAZ COLLECTIVE INC, 37 WEST 39TH STREET, #1104, NEW YORK, NY (https://www.google.com/maps/place/37%20WEST%2039TH%20STREET,%20#1104,NEW%20YORK,NY)	Graph	1	\$37,856.00	\$37,856.00	\$37,856.00	\$37,856.00
Totals	Graph	2	\$46,810.40	\$37,856.00	\$37,856.00	\$55,764.80

Latitude: 40.752159 Longitude: -73.991154

Employer Name/Employer Address	Graph	Count	Mean Wage	Median Wage	Lowest Wage	Highest Wage
KP APPAREL GROUP INC., 237 W. 35TH STREET, NEW YORK, NY (https://www.google.com/maps/place/237%20W.%2035TH%20STREET,NEW%20YORK,NY)	Graph	1	\$100,000.00	\$100,000.00	\$100,000.00	\$100,000.00
OUTSOURCE CONSULTANTS INC., 237 WEST 35TH STREET, NEW YORK, NY (https://www.google.com/maps/place/237%20WEST%2035TH%20STREET,NEW%20YORK,NY)	Graph	1	\$80,000.00	\$80,000.00	\$80,000.00	\$80,000.00
RESOURCE FOUNDATION INC., 237 WEST 35TH STREET, NEW YORK, NY (https://www.google.com/maps/place/237%20WEST%2035TH%20STREET,NEW%20YORK,NY)	Graph	1	\$45,760.00	\$45,760.00	\$45,760.00	\$45,760.00
ALBA SERVICES INC, 237 WEST 35TH STREET SUITE 303, NEW YORK, NY (https://www.google.com/maps/place/237%20WEST%2035TH%20STREET%20SUITE%20303,NEW%20YORK,NY)	Graph	2	\$79,073.60	\$55,000.00	\$55,000.00	\$100,000.00

Employer Name/Employer Address	Graph	Count	Mean Wage	Median Wage	Lowest Wage	
ALBA SERVICES, INC., 237 WEST 35TH STREET, NEW YORK, NY (https://www.google.com/maps/place/237%20WEST%2035TH%20STREET,NEW%20YORK,NY)	Graph	2	\$59,644.10	\$46,821.00	\$46,821.00	\$
THE OFFICE OF JAMES RUDERMAN LLP, 237 WEST 35TH STREET, NEW YORK, NY (https://www.google.com/maps/place/237%20WEST%2035TH%20STREET,NEW%20YORK,NY)	Graph	2	\$65,500.00	\$65,500.00	\$65,500.00	\$
KIWI PARTNERS, INC., 237 WEST 35TH STREET, SUITE 1101, NEW YORK, NY (https://www.google.com/maps/place/237%20WEST%2035TH%20STREET,%20SUITE%201101,NEW%20YORK,NY)	Graph	3	\$90,000.00	\$95,000.00	\$80,000.00	\$
SOTERIX MEDICAL, INC., 237 WEST 35TH STREET, NEW YORK, NY (https://www.google.com/maps/place/237%20WEST%2035TH%20STREET,NEW%20YORK,NY)	Graph	3	\$103,140.00	\$85,966.00	\$85,966.00	\$
Totals	Graph	15	\$80,907.69	\$80,000.00	\$45,760.00	\$

Employer Name/Worksite Address	Graph	Count	Mean Wage	Median Wage	Lowest Wage	
KP APPAREL GROUP INC., 237 W. 35TH STREET, NEW YORK, NY (https://www.google.com/maps/place/237%20W.%2035TH%20STREET,NEW%20YORK,NY)	Graph	1	\$100,000.00	\$100,000.00	\$100,000.00	\$
ALBA SERVICES INC, 237 WEST 35TH STREET, SUITE 303, NEW YORK, NY (https://www.google.com/maps/place/237%20WEST%2035TH%20STREET,%20SUITE%20303,NEW%20YORK,NY)	Graph	2	\$79,073.60	\$55,000.00	\$55,000.00	\$
KIWI PARTNERS, INC., 237 WEST 35TH STREET, SUITE 1101, NEW YORK, NY (https://www.google.com/maps/place/237%20WEST%2035TH%20STREET,%20SUITE%201101,NEW%20YORK,NY)	Graph	3	\$90,000.00	\$95,000.00	\$80,000.00	\$
THE OFFICE OF JAMES RUDERMAN LLP, 237 WEST 35TH STREET, NEW YORK, NY (https://www.google.com/maps/place/237%20WEST%2035TH%20STREET,NEW%20YORK,NY)	Graph	8	\$75,683.52	\$65,500.00	\$45,760.00	\$
Totals	Graph	14	\$80,972.53	\$80,000.00	\$45,760.00	\$

Latitude: 40.752183 Longitude: -73.991553

Employer Name/Employer Address	Graph	Count	Mean Wage	Median Wage	Lowest Wage	Highest Wage
CNC PROFESSIONAL, INC., 248 W. 35TH STREET SUITE 604, NEW YORK, NY (https://www.google.com/maps/place/248%20W.%2035TH%20STREET%20SUITE%20604,NEW%20YORK,NY)	Graph	2	\$38,916.80	\$38,916.80	\$38,916.80	\$38,916.80
NEW YORK INSTITUTE OF ENGLISH AND BUSINESS INC, 248 WEST 35TH STREET, NEW YORK, NY (https://www.google.com/maps/place/248%20WEST%2035TH%20STREET,NEW%20YORK,NY)	Graph	3	\$40,906.67	\$39,520.00	\$37,440.00	\$45,760.00
Totals	Graph	5	\$40,110.72	\$38,916.80	\$37,440.00	\$45,760.00

Employer Name/Worksite Address	Graph	Count	Mean Wage	Median Wage	Lowest Wage	
ALEXANDRIA INVESTMENT RESEARCH AND TECHNOLOGY, INC., 248 WEST 35TH STREET, SUITE 1202A, NEW YORK, NY (https://www.google.com/maps/place/248%20WEST%2035TH%20STREET,%20SUITE%201202A,NEW%20YORK,NY)	Graph	1	\$90,000.00	\$90,000.00	\$90,000.00	
VATIT USA, INC., 248 WEST 35TH STREET, SUITE 1402, NEW YORK, NY (https://www.google.com/maps/place/248%20WEST%2035TH%20STREET,%20SUITE%201402,NEW%20YORK,NY)	Graph	1	\$95,000.00	\$95,000.00	\$95,000.00	
CNC PROFESSIONAL, INC., 248 W. 35TH STREET SUITE 604, NEW YORK, NY (https://www.google.com/maps/place/248%20W.%2035TH%20STREET%20SUITE%20604,NEW%20YORK,NY)	Graph	2	\$38,916.80	\$38,916.80	\$38,916.80	
VATIT USA, INC., 248 W. 35TH STREET, NEW YORK, NY (https://www.google.com/maps/place/248%20W.%2035TH%20STREET,NEW%20YORK,NY)	Graph	2	\$134,000.00	\$120,000.00	\$120,000.00	
Totals	Graph	6	\$88,472.27	\$90,000.00	\$38,916.80	

Latitude: 40.752201 Longitude: -73.979643

Employer Name/Employer Address	Graph	Count	Mean Wage	Median Wage	Lowest Wage	Highes Wage
SBI CONSULTANTS, INC., 301 MADISON AVENUE, 3RD FLOOR, NEW YORK, NY (https://www.google.com/maps/place/301%20MADISON%20AVENUE,%203RD%20FLOOR,NEW%20YORK,NY)	Graph	3	\$86,666.67	\$80,000.00	\$70,000.00	\$110,000.00
Totals	Graph	3	\$86,666.67	\$80,000.00	\$70,000.00	\$110,000.00

Employer Name/Worksite Address	Graph	Count	Mean Wage	Median Wage	Lowest Wage	Highest Wage
SBI CONSULTANTS, INC., 301 MADISON AVENUE, 3RD FLOOR, NEW YORK, NY (https://www.google.com/maps/place/301%20MADISON%20AVENUE,%203RD%20FLOOR,NEW%20YORK,NY)	Graph	3	\$86,666.67	\$80,000.00	\$70,000.00	\$110,000.00
Totals	Graph	3	\$86,666.67	\$80,000.00	\$70,000.00	\$110,000.00

Latitude: 40.752238 Longitude: -73.361537

Employer Name/Worksite Address	Graph	Count	Mean Wage	Median Wage	Lowest Wage	Highest Wage
GOOD SAMARITAN HOSPITAL MEDICAL CENTER, 1556 STRAIGHT PATH, WYANDANCH, NY (https://www.google.com/maps/place/1556%20STRAIGHT%20PATH,WYANDANCH,NY)	Graph	2	\$58,860.00	\$58,860.00	\$58,860.00	\$58,860.00
Totals	Graph	2	\$58,860.00	\$58,860.00	\$58,860.00	\$58,860.00

Latitude: 40.752246 Longitude: -73.972156

Employer Name/Worksite Address	Graph	Count	Mean Wage	Median Wage	Lowest Wage	Highest Wage
FRESH BAGELS FARMERS MARKET INC, 240 EAST 45TH STREET, NEW YORK, NY (https://www.google.com/maps/place/240%20EAST%2045TH%20STREET,NEW%20YORK,NY)	Graph	1	\$77,459.20	\$77,459.20	\$77,459.20	\$77,459.20
Totals	Graph	1	\$77,459.20	\$77,459.20	\$77,459.20	\$77,459.20

Employer Name/Worksite Address	Graph	Count	Mean Wage	Median Wage	Lowest Wage	Highest Wage
FRESH BAGELS FARMERS MARKET INC, 240 EAST 45TH STREET, NEW YORK, NY (https://www.google.com/maps/place/240%20EAST%2045TH%20STREET,NEW%20YORK,NY)	Graph	1	\$77,459.20	\$77,459.20	\$77,459.20	\$77,459.20
Totals	Graph	1	\$77,459.20	\$77,459.20	\$77,459.20	\$77,459.20

Latitude: 40.752251 Longitude: -73.981701

Employer Name/Worksite Address	Graph	Count	Mean Wage	Median Wage	Lowest Wage	Highest Wage
DORE PARTNERSHIP, INC., 461 5TH AVENUE, NEW YORK, NY (https://www.google.com/maps/place/461%205TH%20AVENUE,NEW%20YORK,NY)	Graph	1	\$125,000.00	\$125,000.00	\$125,000.00	\$125,000.00
EVEREST NATIONAL INSURANCE COMPANY, 461 FIFTH AVENUE, NEW YORK, NY (https://www.google.com/maps/place/461%20FIFTH%20AVENUE,NEW%20YORK,NY)	Graph	1	\$100,000.00	\$100,000.00	\$100,000.00	\$100,000.00
Totals	Graph	2	\$112,500.00	\$100,000.00	\$100,000.00	\$125,000.00

Employer Name/Worksite Address	Graph	Count	Mean Wage	Median Wage	Lowest Wage	Highest Wage
DORE PARTNERSHIP, INC., 461 5TH AVENUE, NEW YORK, NY (https://www.google.com/maps/place/461%205TH%20AVENUE,NEW%20YORK,NY)	Graph	1	\$125,000.00	\$125,000.00	\$125,000.00	\$125,000.00
U.S. BANK NATIONAL ASSOCIATION, 461 5TH AVENUE, 10TH FLOOR, NEW YORK, NY (https://www.google.com/maps/place/461%205TH%20AVENUE,%2010TH%20FLOOR,NEW%20YORK,NY)	Graph	1	\$131,997.00	\$131,997.00	\$131,997.00	\$131,997.00
U.S. BANK NATIONAL ASSOCIATION, 461 FIFTH AVENUE, NEW YORK, NY (https://www.google.com/maps/place/461%20FIFTH%20AVENUE,NEW%20YORK,NY)	Graph	11	\$100,491.55	\$100,154.00	\$100,000.00	\$104,021.00
Totals	Graph	13	\$104,800.31	\$100,154.00	\$100,000.00	\$131,997.00

Latitude: 40.752253 Longitude: -73.9874

Employer Name/Worksite Address	Graph	Count	Mean Wage	Median Wage	Lowest Wage	Highest Wage
ACCENTURE LLP, 1372 BROADWAY, NEW YORK, NY (https://www.google.com/maps/place/1372%20BROADWAY,NEW%20YORK,NY)	Graph	3	\$102,664.00	\$108,992.00	\$76,500.00	\$122,500.00
Totals	Graph	3	\$102,664.00	\$108,992.00	\$76,500.00	\$122,500.00

Latitude: 40.75226 Longitude: -73.987901

Employer Name/Employer Address	Graph	Count	Mean Wage	Median Wage	Lowest Wage	Highest Wage
KINETIC SOCIAL, LLC, 134 WEST 37TH STREET, NEW YORK, NY (https://www.google.com/maps/place/134%20WEST%2037TH%20STREET,NEW%20YORK,NY)	Graph	1	\$150,000.00	\$150,000.00	\$150,000.00	\$150,000.00
Totals	Graph	1	\$150,000.00	\$150,000.00	\$150,000.00	\$150,000.00

Employer Name/Worksite Address	Graph	Count	Mean Wage	Median Wage	Lowest Wage	Highest Wage
KINETIC SOCIAL, LLC, 134 WEST 37TH STREET, NEW YORK, NY (https://www.google.com/maps/place/134%20WEST%2037TH%20STREET,NEW%20YORK,NY)	Graph	1	\$150,000.00	\$150,000.00	\$150,000.00	\$150,000.00
Totals	Graph	1	\$150,000.00	\$150,000.00	\$150,000.00	\$150,000.00

Latitude: 40.752279 Longitude: -73.979749

Employer Name/Worksite Address	Graph	Count	Mean Wage	Median Wage	Lowest Wage	Highest Wage
PRICEWATERHOUSECOOPERS LLP, 300 MADISON AVE, NEW YORK, NY (https://www.google.com/maps/place/300%20MADISON%20AVE,NEW%20YORK,NY)	Graph	124	\$83,886.44	\$83,000.00	\$76,170.00	\$163,000.00
PRICEWATERHOUSECOOPERS ADVISORY SERVICES LLC, 300 MADISON AVE., NEW YORK, NY (https://www.google.com/maps/place/300%20MADISON%20AVE.,NEW%20YORK,NY)	Graph	127	\$107,189.86	\$110,000.00	\$58,198.00	\$222,000.00
PRICEWATERHOUSECOOPERS ADVISORY SERVICES LLC, 300 MADISON AVENUE, NEW YORK, NY (https://www.google.com/maps/place/300%20MADISON%20AVENUE,NEW%20YORK,NY)	Graph	1846	\$85,539.09	\$76,170.00	\$53,500.00	\$437,000.00
Totals	Graph	2097	\$86,752.60	\$77,605.00	\$53,500.00	\$437,000.00

Latitude: 40.752281 Longitude: -73.991444

Employer Name/Employer Address	Graph	Count	Mean Wage	Median Wage	Lowest Wage	Highest Wage
MYCLEAN INC., 247 WEST 35TH STREET, NEW YORK, NY (https://www.google.com/maps/place/247%20WEST%2035TH%20STREET,NEW%20YORK,NY)	Graph	1	\$33,280.00	\$33,280.00	\$33,280.00	\$33,280.00
SENATOR CONSTRUCTION GROUP INC., 247 WEST 35TH STREET, SUITE 401, NEW YORK, NY (https://www.google.com/maps/place/247%20WEST%2035TH%20STREET,%20SUITE%20401,NEW%20YORK,NY)	Graph	1	\$140,000.00	\$140,000.00	\$140,000.00	\$140,000.00
SENATOR CONSTRUCTION GROUP, INC., 247 WEST 35TH STREET, NEW YORK CITY, NY (https://www.google.com/maps/place/247%20WEST%2035TH%20STREET,NEW%20YORK%20CITY,NY)	Graph	1	\$72,467.20	\$72,467.20	\$72,467.20	\$72,467.20
BIG APPLE SIGN CORP, 247 WEST 35TH STREET, NEW YORK, NY (https://www.google.com/maps/place/247%20WEST%2035TH%20STREET,NEW%20YORK,NY)	Graph	2	\$82,500.00	\$75,000.00	\$75,000.00	\$82,500.00
Totals	Graph	5	\$82,149.44	\$75,000.00	\$33,280.00	\$140,000.00

Employer Name/Worksite Address	Graph	Count	Mean Wage	Median Wage	Lowest Wage	Highest Wage
SENATOR CONSTRUCTION GROUP INC., 247 WEST 35TH STREET, SUITE 401, NEW YORK, NY (https://www.google.com/maps/place/247%20WEST%2035TH%20STREET,%20SUITE%20401,NEW%20YORK,NY)	Graph	1	\$140,000.00	\$140,000.00	\$140,000.00	\$140,000.00
BIG APPLE SIGN CORP, 247 WEST 35TH STREET, NEW YORK, NY (https://www.google.com/maps/place/247%20WEST%2035TH%20STREET,NEW%20YORK,NY)	Graph	3	\$67,875.73	\$72,467.20	\$56,160.00	\$72,467.20
Totals	Graph	4	\$85,906.80	\$72,467.20	\$56,160.00	\$140,000.00

Latitude: 40.752285 Longitude: -73.987528

Employer Name/Employer Address	Graph	Count	Mean Wage	Median Wage	Lowest Wage	Highest Wage
DAILY MUSE INC., 1375 BROADWAY, NEW YORK, NY (https://www.google.com/maps/place/1375%20BROADWAY,NEW%20YORK,NY)	Graph	1	\$110,000.00	\$110,000.00	\$110,000.00	\$110,000.00

Employer Name/Employer Address	Graph	Count	Mean Wage	Median Wage	Lowest Wage	Highest Wage
JBS LTD., 1375 BROADWAY, NEW YORK, NY (https://www.google.com/maps/place/1375%20BROADWAY,NEW%20YORK,NY)	Graph	1	\$95,000.00	\$95,000.00	\$95,000.00	\$95,000.00
RAICH ENDE MALTER & CO. LLP, 1375 BROADWAY, NEW YORK, NY (https://www.google.com/maps/place/1375%20BROADWAY,NEW%20YORK,NY)	Graph	1	\$115,000.00	\$115,000.00	\$115,000.00	\$115,000.00
ANCHIN, BLOCK & ANCHIN LLP, 1375 BROADWAY, NEW YORK, NY (https://www.google.com/maps/place/1375%20BROADWAY,NEW%20YORK,NY)	Graph	2	\$68,000.00	\$60,000.00	\$60,000.00	\$76,000.00
SMARTLING, INC., 1375 BROADWAY, NEW YORK, NY (https://www.google.com/maps/place/1375%20BROADWAY,NEW%20YORK,NY)	Graph	3	\$84,333.33	\$90,000.00	\$48,000.00	\$115,000.00
ANCHIN, BLOCK & ANCHIN LLP, 1375 BROADWAY, NEW YORK, NY (https://www.google.com/maps/place/1375%20BROADWAY,NEW%20YORK,NY)	Graph	4	\$88,750.00	\$80,000.00	\$60,000.00	\$115,000.00
Totals	Graph	12	\$88,666.67	\$90,000.00	\$48,000.00	\$115,000.00

Employer Name/Worksite Address	Graph	Count	Mean Wage	Median Wage	Lowest Wage	Highest Wage
AGILITY TECHNOLOGIES, LLC, 1375 BROADWAY, SUITE 800, NEW YORK, NY (https://www.google.com/maps/place/1375%20BROADWAY,%20SUITE%20800,NEW%20YORK,NY)	Graph	1	\$96,000.00	\$96,000.00	\$96,000.00	\$96,000.00
RAICH ENDE MALTER & CO. LLP, 1375 BROADWAY, NEW YORK, NY (https://www.google.com/maps/place/1375%20BROADWAY,NEW%20YORK,NY)	Graph	8	\$89,500.00	\$80,000.00	\$60,000.00	\$115,000.00
Totals	Graph	9	\$90,222.22	\$96,000.00	\$60,000.00	\$115,000.00

Latitude: 40.752297 Longitude: -74.001376

Employer Name/Employer Address	Graph	Count	Mean Wage	Median Wage	Lowest Wage	Highest Wage
INTERSECTION PARENT INC., 501 WEST 30TH ST., NEW YORK, NY (https://www.google.com/maps/place/501%20WEST%2030TH%20ST.,NEW%20YORK,NY)	Graph	1	\$65,000.00	\$65,000.00	\$65,000.00	\$65,000.00
WOW MEDIA PRODUCTS, INC, 501 WEST 30TH STREET, NEW YORK, NY (https://www.google.com/maps/place/501%20WEST%2030TH%20STREET,NEW%20YORK,NY)	Graph	1	\$80,000.00	\$80,000.00	\$80,000.00	\$80,000.00
VAYNERMEDIA, LLC, 501 WEST 30TH STREET, NEW YORK, NY (https://www.google.com/maps/place/501%20WEST%2030TH%20STREET,NEW%20YORK,NY)	Graph	2	\$262,500.00	\$150,000.00	\$150,000.00	\$375,000.00
Totals	Graph	4	\$167,500.00	\$80,000.00	\$65,000.00	\$375,000.00

Employer Name/Worksite Address	Graph	Count	Mean Wage	Median Wage	Lowest Wage	Highest Wage
INTERSECTION PARENT INC., 501 WEST 30TH STREET, NEW YORK, NY (https://www.google.com/maps/place/501%20WEST%2030TH%20STREET,NEW%20YORK,NY)	Graph	4	\$167,500.00	\$80,000.00	\$65,000.00	\$375,000.00
MINDTREE LIMITED, 501 W 30TH ST, NEW YORK, NY (https://www.google.com/maps/place/501%20W%2030TH%20ST,NEW%20YORK,NY)	Graph	5	\$107,266.00	\$107,266.00	\$107,266.00	\$107,266.00
Totals	Graph	9	\$134,036.67	\$107,266.00	\$65,000.00	\$375,000.00

Latitude: 40.752309 Longitude: -73.993916

Employer Name/Worksite Address	Graph	Count	Mean Wage	Median Wage	Lowest Wage	Highest Wage
KAPLAN GEHRING MCCARROLL ARCHITECTURAL LIGHTING INC, 249 WEST 34TH STREET SUITE 707, NEW YORK, NY (https://www.google.com/maps/place/249%20WEST%2034TH%20STREET%20SUITE%20707,NEW%20YORK,NY)	Graph	2	\$68,500.00	\$68,500.00	\$68,500.00	\$68,500.00
Totals	Graph	2	\$68,500.00	\$68,500.00	\$68,500.00	\$68,500.00

Latitude: 40.752317 Longitude: -74.005594

Employer Name/Employer Address	Graph	Count	Mean Wage	Median Wage	Lowest Wage	Highest Wage
--------------------------------	-------	-------	-----------	-------------	-------------	--------------

Employer Name/Employer Address	Graph	Count	Mean Wage	Median Wage	Lowest Wage	Highest Wage
DSQUARED2 INC., 632 WEST 28TH STREET, NEW YORK, NY (https://www.google.com/maps/place/632%20WEST%2028TH%20STREET,NEW%20YORK,NY)	Graph	1	\$105,000.00	\$105,000.00	\$105,000.00	\$105,000.00
Totals	Graph	1	\$105,000.00	\$105,000.00	\$105,000.00	\$105,000.00

Employer Name/Worksite Address	Graph	Count	Mean Wage	Median Wage	Lowest Wage	Highest Wage
DSQUARED2 INC., 632 WEST 28TH STREET, NEW YORK, NY (https://www.google.com/maps/place/632%20WEST%2028TH%20STREET,NEW%20YORK,NY)	Graph	1	\$105,000.00	\$105,000.00	\$105,000.00	\$105,000.00
Totals	Graph	1	\$105,000.00	\$105,000.00	\$105,000.00	\$105,000.00

Latitude: 40.752325 Longitude: -73.975487

Employer Name/Worksite Address	Graph	Count	Mean Wage	Median Wage	Low Wa
DTG CONSULTING SOLUTIONS, INC., 420 LEXINGTON AVENUE, NEW YORK, NY (https://www.google.com/maps/place/420%20LEXINGTON%20AVENUE,NEW%20YORK,NY)	Graph	1	\$110,896.00	\$110,896.00	\$110,8
VEDICSOFT SOLUTIONS LLC, METROPOLITAN TRANSPORTATION AUTHORITY (MTA), NEW YORK, NY (https://www.google.com/maps/place/METROPOLITAN%20TRANSPORTATION%20AUTHORITY%20(MTA),NEW%20YORK,NY)	Graph	1	\$60,320.00	\$60,320.00	\$60,3:
Totals	Graph	2	\$85,608.00	\$60,320.00	\$60,3:

Latitude: 40.752327 Longitude: -73.940071

Employer Name/Worksite Address	Graph	Count	Mean Wage	Median Wage	Lowest Wage	Highest Wage
MISYS INTERNATIONAL BANKING SYSTEMS INC., 41-21 24TH STREET, LONG ISLAND CITY, NY (https://www.google.com/maps/place/41-21%2024TH%20STREET,LONG%20ISLAND%20CITY,NY)	Graph	1	\$82,100.00	\$82,100.00	\$82,100.00	\$82,100.00
Totals	Graph	1	\$82,100.00	\$82,100.00	\$82,100.00	\$82,100.00

Latitude: 40.75233 Longitude: -73.991901

Employer Name/Employer Address	Graph	Count	Mean Wage	Median Wage	Lowest Wage	Highest Wage
SW ENGINEERING COMPANY PLLC, 260 WEST 35TH STREET, NEW YORK, NY (https://www.google.com/maps/place/260%20WEST%2035TH%20STREET,NEW%20YORK,NY)	Graph	2	\$75,000.00	\$75,000.00	\$75,000.00	\$75,000.00
Totals	Graph	2	\$75,000.00	\$75,000.00	\$75,000.00	\$75,000.00

Employer Name/Worksite Address	Graph	Count	Mean Wage	Median Wage	Lowest Wage	Highest Wage
SW ENGINEERING COMPANY PLLC, 260 WEST 35TH STREET, NEW YORK, NY (https://www.google.com/maps/place/260%20WEST%2035TH%20STREET,NEW%20YORK,NY)	Graph	1	\$75,000.00	\$75,000.00	\$75,000.00	\$75,000.00
Totals	Graph	1	\$75,000.00	\$75,000.00	\$75,000.00	\$75,000.00

Latitude: 40.752339 Longitude: -73.98041

Employer Name/Employer Address	Graph	Count	Mean Wage	Median Wage	Lowest Wage	Highest Wage
MSID U.S, INC, 18 EAST 41ST STREET, NEW YORK, NY (https://www.google.com/maps/place/18%20EAST%2041ST%20STREET,NEW%20YORK,NY)	Graph	1	\$85,500.00	\$85,500.00	\$85,500.00	\$85,500.00
SHARMA YASKHI & ASSOCIATES LLP, 18 EAST 41ST STREET, NEW YORK, NY (https://www.google.com/maps/place/18%20EAST%20%2041ST%20STREET,NEW%20YORK,NY)	Graph	1	\$50,000.00	\$50,000.00	\$50,000.00	\$50,000.00
SHEA BROTHERS COMMUNICATIONS LLC, 18 EAST 41ST STREET, NEW YORK, NY (https://www.google.com/maps/place/18%20EAST%2041ST%20STREET,NEW%20YORK,NY)	Graph	1	\$60,000.00	\$60,000.00	\$60,000.00	\$60,000.00

Employer Name/Employer Address	Graph	Count	Mean Wage	Median Wage	Lowest Wage	Highest Wage
Totals	Graph	3	\$65,166.67	\$60,000.00	\$50,000.00	\$85,500.00

Employer Name/Worksite Address	Graph	Count	Mean Wage	Median Wage	Lowest Wage	Highest Wage
SHARMA YASKHI & ASSOCIATES LLP, 18 EAST 41ST STREET, NEW YORK, NY (https://www.google.com/maps/place/18%20EAST%20%2041ST%20STREET,NEW%20YORK,NY)	Graph	1	\$50,000.00	\$50,000.00	\$50,000.00	\$50,000.00
SHEA BROTHERS COMMUNICATIONS LLC, 18 EAST 41ST STREET, NEW YORK, NY (https://www.google.com/maps/place/18%20EAST%2041ST%20STREET,NEW%20YORK,NY)	Graph	1	\$60,000.00	\$60,000.00	\$60,000.00	\$60,000.00
Totals	Graph	2	\$55,000.00	\$50,000.00	\$50,000.00	\$60,000.00

Latitude: 40.75234 Longitude: -73.982331

Employer Name/Employer Address	Graph	Count	Mean Wage	Median Wage	Lowest Wage	Highest Wage
HAKIMIAN MANAGEMENT CORP., 8 WEST 40TH STREET, NEW YORK, NY (https://www.google.com/maps/place/8%20WEST%2040TH%20STREET,NEW%20YORK,NY)	Graph	1	\$55,764.80	\$55,764.80	\$55,764.80	\$55,764.80
SCOTT LLC, 8 WEST 40TH STREET, NEW YORK, NY (https://www.google.com/maps/place/8%20WEST%2040TH%20STREET,NEW%20YORK,NY)	Graph	1	\$150,000.00	\$150,000.00	\$150,000.00	\$150,000.00
Totals	Graph	2	\$102,882.40	\$55,764.80	\$55,764.80	\$150,000.00

Employer Name/Worksite Address	Graph	Count	Mean Wage	Median Wage	Lowest Wage	Highest Wage
SCOTT LLC, 8 WEST 40TH STREET, NEW YORK, NY (https://www.google.com/maps/place/8%20WEST%2040TH%20STREET,NEW%20YORK,NY)	Graph	3	\$95,697.60	\$81,328.00	\$55,764.80	\$150,000.00
WIPRO LIMITED, 8 WEST, 40TH STREET, NEW YORK, NY (https://www.google.com/maps/place/8%20WEST,%2040TH%20STREET,NEW%20YORK,NY)	Graph	3	\$71,781.00	\$71,781.00	\$71,781.00	\$71,781.00
WIPRO LIMITED, 8 WEST, 40TH STREET, 5TH FLOOR, NEW YORK, NY (https://www.google.com/maps/place/8%20WEST,%2040TH%20STREET,%205TH%20FLOOR,NEW%20YORK,NY)	Graph	6	\$71,781.00	\$71,781.00	\$71,781.00	\$71,781.00
ORACLE AMERICA, INC, 8 WEST 40TH ST, NEW YORK, NY (https://www.google.com/maps/place/8%20WEST%2040TH%20ST,NEW%20YORK,NY)	Graph	20	\$113,212.00	\$104,085.00	\$104,085.00	\$150,000.00
Totals	Graph	32	\$99,917.56	\$104,085.00	\$55,764.80	\$150,000.00

Latitude: 40.752343 Longitude: -73.986177

Employer Name/Employer Address	Graph	Count	Mean Wage	Median Wage	Lowest Wage	Highest Wage
COYLE CONTRACTING CORP., 102 WEST 38TH STREET, NEW YORK, NY (https://www.google.com/maps/place/102%20WEST%2038TH%20STREET,NEW%20YORK,NY)	Graph	2	\$105,000.00	\$80,000.00	\$80,000.00	\$130,000.00
Totals	Graph	2	\$105,000.00	\$80,000.00	\$80,000.00	\$130,000.00

Employer Name/Worksite Address	Graph	Count	Mean Wage	Median Wage	Lowest Wage	Highest Wage
COYLE CONTRACTING CORP., 102 WEST 38TH STREET, NEW YORK, NY (https://www.google.com/maps/place/102%20WEST%2038TH%20STREET,NEW%20YORK,NY)	Graph	2	\$105,000.00	\$80,000.00	\$80,000.00	\$130,000.00
Totals	Graph	2	\$105,000.00	\$80,000.00	\$80,000.00	\$130,000.00

Latitude: 40.752354 Longitude: -73.991618

Employer Name/Worksite Address	Graph	Count	Mean Wage	Median Wage	Lowest Wage	Highest Wage
USA STUDIOS, 253 W 35TH STREET, 2ND FLOOR, NEW YORK, NY (https://www.google.com/maps/place/253%20W%2035TH%20STREET,%202ND%20FLOOR,NEW%20YORK,NY)	Graph	1	\$47,840.00	\$47,840.00	\$47,840.00	\$47,840.00
Totals	Graph	1	\$47,840.00	\$47,840.00	\$47,840.00	\$47,840.00

Latitude: 40.752359 Longitude: -73.972489

Employer Name/Employer Address	Graph	Count	Mean Wage	Median Wage	Low Wage
ARCADIA INTERNATIONAL GROUP LLC, 575 5TH AVE 17-126, NEW YORK, NY (https://www.google.com/maps/place/575%205TH%20AVE%2017-126,NEW%20YORK,NY)	Graph	1	\$69,700.80	\$69,700.80	\$69,700.80
BIZ2CREDIT INC, 462 SEVENTH AVENUE, 20TH FLOOR, NEW YORK, NY (https://www.google.com/maps/place/462%20SEVENTH%20AVENUE,%2020TH%20FLOOR,NEW%20YORK,NY)	Graph	1	\$60,000.00	\$60,000.00	\$60,000.00
FPCG, LLC, 280 PARK AVE., TOWER WEST 35TH FLOOR, NEW YORK, NY (https://www.google.com/maps/place/280%20PARK%20AVE.,%20TOWER%20WEST%2035TH%20FLOOR,NEW%20YORK,NY)	Graph	1	\$175,000.00	\$175,000.00	\$175,000.00
GOODWIN LAW GROUP PC, 733 3RD AVE, FL. 16, NEW YORK, NY (https://www.google.com/maps/place/733%203RD%20AVE,%20FL.%2016,NEW%20YORK,NY)	Graph	1	\$79,123.20	\$79,123.20	\$79,123.20
HEALTHCASTS, LLC, 747 THIRD AVENUE, 14 FLOOR, NEW YORK, NY (https://www.google.com/maps/place/747%20THIRD%20AVENUE,%2014%20FLOOR,NEW%20YORK,NY)	Graph	1	\$125,000.00	\$125,000.00	\$125,000.00
HWC VENTURES LLC, 240 E. 47TH STREET, 9D, NEW YORK CITY, NY (https://www.google.com/maps/place/240%20E.%2047TH%20STREET,%209D,NEW%20YORK%20CITY,NY)	Graph	1	\$95,000.00	\$95,000.00	\$95,000.00
IOT CENTRAL, LLC, C/O THE HUB @GCT, NEW YORK, NY (https://www.google.com/maps/place/C/O%20THE%20HUB%20@GCT,NEW%20YORK,NY)	Graph	1	\$55,910.40	\$55,910.40	\$55,910.40
IVY PLUS CONSULTING INC, 733 3RD AVE, FL. 16, NEW YORK, NY (https://www.google.com/maps/place/733%203RD%20AVE,%20FL.%2016,NEW%20YORK,NY)	Graph	1	\$37,752.00	\$37,752.00	\$37,752.00
JAMESTOWN GLOBAL INC, 708 THIRD AVE FL6, NEW YORK, NY (https://www.google.com/maps/place/708%20THIRD%20AVE%20FL6,NEW%20YORK,NY)	Graph	1	\$55,764.80	\$55,764.80	\$55,764.80
PCI-MEDIA IMPACT INC., 777 UN PLAZA, NEW YORK, NY (https://www.google.com/maps/place/777%20UN%20PLAZA,NEW%20YORK,NY)	Graph	1	\$60,000.00	\$60,000.00	\$60,000.00
ROARK MANAGEMENT INC., 57 WEST 38TH STREET, NEW YORK, NY (https://www.google.com/maps/place/57%20WEST%2038TH%20STREET,NEW%20YORK,NY)	Graph	1	\$46,675.20	\$46,675.20	\$46,675.20
SANDEEP DIAMOND CORPORATION, 535 FIFTH AVENUE 15TH FL, NEW YORK, NY (https://www.google.com/maps/place/535%20FIFTH%20AVENUE%2015TH%20FL,NEW%20YORK,NY)	Graph	1	\$55,000.00	\$55,000.00	\$55,000.00
SMART CAPITAL INTERNATIONAL INC., 733 3RD AVE, FL. 16, NEW YORK, NY (https://www.google.com/maps/place/733%203RD%20AVE,%20FL.%2016,NEW%20YORK,NY)	Graph	1	\$65,748.80	\$65,748.80	\$65,748.80
TAYLOR ST MADISON LLC, TAYLOR ST BARISTAS, NEW YORK, NY (https://www.google.com/maps/place/TAYLOR%20ST%20BARISTAS,NEW%20YORK,NY)	Graph	1	\$48,797.00	\$48,797.00	\$48,797.00
TEIKOKU DATABANK AMERICA, INC., 780 TIHRD AVENUE, NEW YORK, NY (https://www.google.com/maps/place/780%20TIHRD%20AVENUE,NEW%20YORK,NY)	Graph	1	\$46,675.20	\$46,675.20	\$46,675.20
TRANS WORLD ENTERTAINMENT CORPORATION, WEWORK, 450 LEXINGTON AVENUE, NEW YORK, NY (https://www.google.com/maps/place/WEWORK,%20450%20LEXINGTON%20AVENUE,NEW%20YORK,NY)	Graph	1	\$85,000.00	\$85,000.00	\$85,000.00
US FRIENDS OF INTERNATIONAL SERVICE FOR HUMAN RIGHTS INC, 777 UN PLAZA, NEW YORK, NY (https://www.google.com/maps/place/777%20UN%20PLAZA,NEW%20YORK,NY)	Graph	1	\$81,000.00	\$81,000.00	\$81,000.00
WALL STREET TALKS INC., 733 3RD AVE, FL. 16, NEW YORK, NY (https://www.google.com/maps/place/733%203RD%20AVE,%20FL.%2016,NEW%20YORK,NY)	Graph	1	\$37,752.00	\$37,752.00	\$37,752.00
WHITEHALL & COMPANY LLC, 280 PARK AVE, LEVEL 15, NEW YORK, NY (https://www.google.com/maps/place/280%20PARK%20AVE,%20LEVEL%2015,NEW%20YORK,NY)	Graph	1	\$175,000.00	\$175,000.00	\$175,000.00
EHOMIE NEW YORK INC., 750 3RD AVE, 9TH FL, NEW YORK, NY (https://www.google.com/maps/place/750%203RD%20AVE,%209TH%20FL,NEW%20YORK,NY)	Graph	2	\$52,000.00	\$52,000.00	\$52,000.00
CENTRAL MERCHANT INC, 708 3RD AVE FL 6, NEW YORK, NY (https://www.google.com/maps/place/708%203RD%20AVE%20FL%206,NEW%20YORK,NY)	Graph	3	\$72,800.00	\$72,800.00	\$72,800.00
TELECOM NEW YORK INC, 708 3RD AVE, 6TH FL, NEW YORK, NY (https://www.google.com/maps/place/708%203RD%20AVE,%206TH%20FL,NEW%20YORK,NY)	Graph	4	\$64,064.00	\$55,764.80	\$55,764.80
Totals	Graph	28	\$72,626.98	\$60,000.00	\$37,752.00

Employer Name/Worksite Address	Graph	Count	Mean Wage	Median Wage
3CORE SYSTEMS, INC., 633 3RD AVE, NEW YORK, NY (https://www.google.com/maps/place/633%203RD%20AVE,NEW%20YORK,NY)	Graph	1	\$71,510.00	\$71,510.00
3EDGEUSA GROUP LLC, RUSSELL REYNOLDS ASSOCIATES,450 LEXINGTON AVE, NEW YORK, NY (https://www.google.com/maps/place/RUSSELL%20REYNOLDS%20ASSOCIATES,450%20LEXINGTON%20AVE,NEW%20YORK,NY)	Graph	1	\$76,000.00	\$76,000.00
AETNA RESOURCES LLC, AETNA RESOURCES LLC, NEW YORK, NY (https://www.google.com/maps/place/AETNA%20RESOURCES%20LLC,NEW%20YORK,NY)	Graph	1	\$85,000.00	\$85,000.00

Employer Name/Worksite Address	Graph	Count	Mean Wage	Median Wage
AMERICAN UNIT, INC, A&E NETWORKS, NEW YORK, NY (https://www.google.com/maps/place/A%26E%20NETWORKS,NEW%20YORK,NY)	Graph	1	\$71,781.00	\$71,781.00
AMERIPRISE FINANCIAL, INC., 7 WORLD TRADE CENTER, 250 GRENWICH ST., NEW YORK, NY (https://www.google.com/maps/place/7%20WORLD%20TRADE%20CENTER,%20250%20GRENWICH%20ST.,NEW%20YORK,NY)	Graph	1	\$67,700.00	\$67,700.00
AMERIPRISE FINANCIAL, INC., 7 WORLD TRADE CENTER, NEW YORK, NY (https://www.google.com/maps/place/7%20WORLD%20TRADE%20CENTER,NEW%20YORK,NY)	Graph	1	\$134,950.00	\$134,950.00
AMERISOFTPRO SYSTEMS LLC, 150 EAST 42ND STREET, NEW YORK, NY (https://www.google.com/maps/place/150%20EAST%2042ND%20STREET,NEW%20YORK,NY)	Graph	1	\$80,000.00	\$80,000.00
AMNET GROUP, INC., 150 E. 42ND ST., NEW YORK, NY (https://www.google.com/maps/place/150%20E.%2042ND%20ST.,NEW%20YORK,NY)	Graph	1	\$115,000.00	\$115,000.00
ANALYTIC PARTNERS, INC., 360 LEXINGTON AVENUE, NEW YORK, NY (https://www.google.com/maps/place/360%20LEXINGTON%20AVENUE,NEW%20YORK,NY)	Graph	1	\$75,000.00	\$75,000.00
ARCADIA INTERNATIONAL GROUP LLC, ARCADIA INTERNATIONAL GROUP, NEW YORK, NY (https://www.google.com/maps/place/ARCADIA%20INTERNATIONAL%20GROUP,NEW%20YORK,NY)	Graph	1	\$69,700.80	\$69,700.80
BAANYAN SOFTWARE SERVICES, CIGNA 140 E 45TH ST, NEW YORK, NY (https://www.google.com/maps/place/CIGNA%20140%20E%2045TH%20ST,NEW%20YORK,NY)	Graph	1	\$60,000.00	\$60,000.00
BAHA INDUSTRIES CORP., IDB BANK, NEW YORK, NY (https://www.google.com/maps/place/IDB%20BANK,NEW%20YORK,NY)	Graph	1	\$115,000.00	\$115,000.00
BIZ2CREDIT INC, 462 SEVENTH AVENUE, 20TH FLOOR, NEW YORK, NY (https://www.google.com/maps/place/462%20SEVENTH%20AVENUE,%2020TH%20FLOOR,NEW%20YORK,NY)	Graph	1	\$60,000.00	\$60,000.00
BYTE CONSULTING, INC., 295 MADISON AVE., NEW YORK, NY (https://www.google.com/maps/place/295%20MADISON%20AVE.,NEW%20YORK,NY)	Graph	1	\$76,000.00	\$76,000.00
CARGILL, INCORPORATED, CARGILL FINANCIAL SERVICES CORP, NEW YORK, NY (https://www.google.com/maps/place/CARGILL%20FINANCIAL%20SERVICES%20CORP,NEW%20YORK,NY)	Graph	1	\$157,768.00	\$157,768.00
COMMON LIVING INC, 6 E43RD STREET, NEW YORK, NY (https://www.google.com/maps/place/6%20E43RD%20STREET,NEW%20YORK,NY)	Graph	1	\$145,000.00	\$145,000.00
DATAMATICS GLOBAL SERVICES INC, UNICEF, NEW YORK, NY (https://www.google.com/maps/place/UNICEF,NEW%20YORK,NY)	Graph	1	\$92,768.00	\$92,768.00
EMBLEMATIC TECH SOLUTIONS, LLC, 575 5TH AVE, FLR-10, NEW YORK, NY (https://www.google.com/maps/place/575%205TH%20AVE,%20FLR-10,NEW%20YORK,NY)	Graph	1	\$71,781.00	\$71,781.00
ESSENCE PARTNERS INC., 216 E 45TH STREET, 1107, NY, NY (https://www.google.com/maps/place/216%20E%2045TH%20STREET,%201107,NY,NY)	Graph	1	\$61,797.00	\$61,797.00
FEDCAP REHABILITATION SERVICES INC, 633 THIRD AVENUE, NEW YORK, NY (https://www.google.com/maps/place/633%20THIRD%20AVENUE,NEW%20YORK,NY)	Graph	1	\$60,000.00	\$60,000.00
FITZROY HEALTH HOLDINGS LLC, 655 THIRD AVE, NEW YORK, NY (https://www.google.com/maps/place/655%20THIRD%20AVE,NEW%20YORK,NY)	Graph	1	\$105,000.00	\$105,000.00
FPCG, LLC, 280 PARK AVE, NEW YORK, NY (https://www.google.com/maps/place/280%20PARK%20AVE,NEW%20YORK,NY)	Graph	1	\$175,000.00	\$175,000.00
GIC SPECIAL INVESTMENTS PTE LTD, 280 PARK AVE AVENUE, NEW YORK, NY (https://www.google.com/maps/place/280%20PARK%20AVE%20AVENUE,NEW%20YORK,NY)	Graph	1	\$100,000.00	\$100,000.00
HEALTHREVEAL, INC., 12 E. 49TH STREET, NEW YORK, NY (https://www.google.com/maps/place/12%20E.%2049TH%20STREET,NEW%20YORK,NY)	Graph	1	\$120,000.00	\$120,000.00
HEXAWARE TECHNOLOGIES, INC., JENNISON ASSOCIATES, NEW YORK, NY (https://www.google.com/maps/place/JENNISON%20ASSOCIATES,NEW%20YORK,NY)	Graph	1	\$75,560.00	\$75,560.00
HEXAWARE TECHNOLOGIES, INC., UNITED NATIONS INTERNATIONAL COMPUTING CENTER, NEW YORK, NY (https://www.google.com/maps/place/UNITED%20NATIONS%20INTERNATIONAL%20COMPUTING%20CENTER,NEW%20YORK,NY)	Graph	1	\$100,000.00	\$100,000.00
IBM CORPORATION, 51 ASTOR PLACE, NEW YORK, NY (https://www.google.com/maps/place/51%20ASTOR%20PLACE,NEW%20YORK,NY)	Graph	1	\$104,000.00	\$104,000.00
INFOSYS LIMITED, 100 PARK AVE, NEW YORK, NY (https://www.google.com/maps/place/100%20PARK%20AVE,NEW%20YORK,NY)	Graph	1	\$72,570.00	\$72,570.00
INTERNATIONAL INFORMATION TECHNOLOGY TEAM, INC., 300 EAST 42 ST, NEW YORK, NY (https://www.google.com/maps/place/300%20EAST%2042%20ST,NEW%20YORK,NY)	Graph	1	\$87,400.00	\$87,400.00
INTONE NETWORKS INC., UNITED NATIONS, NEW YORK, NY (https://www.google.com/maps/place/UNITED%20NATIONS,NEW%20YORK,NY)	Graph	1	\$150,000.00	\$150,000.00
JPMORGAN CHASE & CO., 270 PARK AVE., NEW YORK, NY (https://www.google.com/maps/place/270%20PARK%20AVE.,NEW%20YORK,NY)	Graph	1	\$115,000.00	\$115,000.00
JPMORGAN CHASE & CO., 270 PARK AVENUE, NEW YORK, NY (https://www.google.com/maps/place/270%20PARK%20AVENUE,NEW%20YORK,NY)	Graph	1	\$93,200.00	\$93,200.00
KEENS MANAGEMENT INC, 315 MADISON AVE 3RD AVE, NEW YORK, NY (https://www.google.com/maps/place/315%20MADISON%20AVE%20%203RD%20AVE,NEW%20YORK,NY)	Graph	1	\$46,675.20	\$46,675.20

Employer Name/Worksite Address	Graph	Count	Mean Wage	Median Wage
KIRAN JEWELS INC., 521 FIFTH AVANUE, NEW YORK, NY (https://www.google.com/maps/place/521%20FIFTH%20AVANUE,NEW%20YORK,NY)	Graph	1	\$56,160.00	\$56,160.00
KONG ABSTRACT CO, LLC, 41 ELIZABETH STREET, SUITE 503, NEW YORK, NY (https://www.google.com/maps/place/41%20ELIZABETH%20STREET,%20SUITE%20503,NEW%20YORK,NY)	Graph	1	\$96,657.60	\$96,657.60
LAKHANI & JORDAN ENGINEERS, PC, LAKHANI & JORDAN ENGINEERS, P.C., NEW YORK, NY (https://www.google.com/maps/place/LAKHANI%20%26%20JORDAN%20ENGINEERS,%20P.C.,NEW%20YORK,NY)	Graph	1	\$109,200.00	\$109,200.00
LARSEN & TOUBRO INFOTECH LIMITED, A & E TELEVISION NETWORKS LLC, NEW YORK, NY (https://www.google.com/maps/place/A%20%26%20E%20TELEVISION%20NETWORKS%20LLC,NEW%20YORK,NY)	Graph	1	\$77,868.00	\$77,868.00
LEGEND ADVANCE FUNDING II, LLC, 767 THIRD AVE, NEW YORK, NY (https://www.google.com/maps/place/767%20THIRD%20AVE,NEW%20YORK,NY)	Graph	1	\$62,316.80	\$62,316.80
MOMENT DESIGN INC., 13 CROSBY STREET, NEW YORK, NY (https://www.google.com/maps/place/13%20CROSBY%20STREET,NEW%20YORK,NY)	Graph	1	\$92,000.00	\$92,000.00
MOURI TECH LLC, UN OFFICE - INNOVATION BUILDING, NEW YORK, NY (https://www.google.com/maps/place/UN%20OFFICE%20-%20INNOVATION%20BUILDING,NEW%20YORK,NY)	Graph	1	\$65,000.00	\$65,000.00
NALASHAA LLC, 1 UNITED NATIONS PLAZA, NEW YORK, NY (https://www.google.com/maps/place/1%20UNITED%20NATIONS%20PLAZA,NEW%20YORK,NY)	Graph	1	\$92,000.00	\$92,000.00
NATIONAL ASSOCIATION OF STATE BOARDS OF ACCOUNTANCY, 12 E. 49TH ST., NEW YORK, NY (https://www.google.com/maps/place/12%20E.%2049TH%20ST.,NEW%20YORK,NY)	Graph	1	\$150,000.00	\$150,000.00
NATSOFT CORPORATION, 750 THIRD AVENUE, NEW YORK, NY (https://www.google.com/maps/place/750%20THIRD%20AVENUE,NEW%20YORK,NY)	Graph	1	\$76,000.00	\$76,000.00
NEW AVON LLC, NEW AVON LLC, NEW YORK, NY (https://www.google.com/maps/place/NEW%20AVON%20LLC,NEW%20YORK,NY)	Graph	1	\$142,500.00	\$142,500.00
OPEN SYSTEMS TECHNOLOGIES INC, TIAA - 730 THIRD AVENUE, NEW YORK, NY (https://www.google.com/maps/place/TIAA%20-%20730%20THIRD%20AVENUE,NEW%20YORK,NY)	Graph	1	\$163,924.80	\$163,924.80
PAMTEN, INC., TIAA CREF, NEW YORK, NY (https://www.google.com/maps/place/TIAA%20CREF,NEW%20YORK,NY)	Graph	1	\$95,000.00	\$95,000.00
PIEDMONT LITHIUM INC, 6 EAST 46TH STREET, NEW YORK, NY (https://www.google.com/maps/place/6%20EAST%2046TH%20STREET,NEW%20YORK,NY)	Graph	1	\$160,000.00	\$160,000.00
RADUS TEK SERVICES, INC, HSBC, NEW YORK, NY (https://www.google.com/maps/place/HSBC,NEW%20YORK,NY)	Graph	1	\$64,813.00	\$64,813.00
RANDSTAD TECHNOLOGIES, LLC, 140 EAST 45TH STREET, NEW YORK, NY (https://www.google.com/maps/place/140%20EAST%2045TH%20STREET,NEW%20YORK,NY)	Graph	1	\$120,000.00	\$120,000.00
ROARK MANAGEMENT INC., 57 W. 38TH STREET, NEW YORK, NY (https://www.google.com/maps/place/57%20W.%2038TH%20STREET,NEW%20YORK,NY)	Graph	1	\$46,675.20	\$46,675.20
SALESFORCE.COM INC., 685 THIRD AVE., NEW YORK, NY (https://www.google.com/maps/place/685%20THIRD%20AVE.,NEW%20YORK,NY)	Graph	1	\$124,987.00	\$124,987.00
SANDEEP DIAMOND CORPORATION, 535 FIFTH AVENUE, NEW YORK, NY (https://www.google.com/maps/place/535%20FIFTH%20AVENUE,NEW%20YORK,NY)	Graph	1	\$55,000.00	\$55,000.00
SECURITY COUNCIL REPORT, ONE DAG HAMMARASKJOLD PLAZA, NEW YORK, NY (https://www.google.com/maps/place/ONE%20DAG%20HAMMARASKJOLD%20PLAZA,NEW%20YORK,NY)	Graph	1	\$74,350.00	\$74,350.00
SENA INFO TECHNOLOGIES, INC., 299 PARK AVENUE, NEW YORK, NY (https://www.google.com/maps/place/299%20PARK%20AVENUE,NEW%20YORK,NY)	Graph	1	\$75,000.00	\$75,000.00
TAYLOR ST MADISON LLC, TAYLOR ST BARISTAS, NEW YORK, NY (https://www.google.com/maps/place/TAYLOR%20ST%20BARISTAS,NEW%20YORK,NY)	Graph	1	\$48,797.00	\$48,797.00
TEKSOFT SYSTEMS INC, 633 3RD AVE, 40TH ST, 23RD FL, NEW YORK, NY (https://www.google.com/maps/place/633%203RD%20AVE,%2040TH%20ST,%2023RD%20FL,NEW%20YORK,NY)	Graph	1	\$90,000.00	\$90,000.00
TEKSOFT SYSTEMS INC, 633 3RD AVE, 40TH ST, 23RD FL., NEW YORK, NY (https://www.google.com/maps/place/633%203RD%20AVE,%2040TH%20ST,%2023RD%20FL.,NEW%20YORK,NY)	Graph	1	\$93,000.00	\$93,000.00
TELECOM NEW YORK INC, 708 3RD AVE, 6TH FL, NEW YORK, NY (https://www.google.com/maps/place/708%203RD%20AVE,%206TH%20FL,NEW%20YORK,NY)	Graph	1	\$55,764.80	\$55,764.80
TRANS WORLD ENTERTAINMENT CORPORATION, WEWORK, 450 LEXINGTON AVNEUE, NEW YORK, NY (https://www.google.com/maps/place/WEWORK,%20450%20LEXINGTON%20AVNEUE,NEW%20YORK,NY)	Graph	1	\$85,000.00	\$85,000.00
TRIGYN TECHNOLOGIES, INC., 304 EAST 45TH ST, FF - 812, NEW YORK, NY (https://www.google.com/maps/place/304%20EAST%2045TH%20ST,%20FF-%20-812,NEW%20YORK,NY)	Graph	1	\$161,200.00	\$161,200.00
TRIGYN TECHNOLOGIES, INC., UNITED NATIONS HEADQUARTERS,405 E 42ND ST, NEW YORK, NY (https://www.google.com/maps/place/UNITED%20NATIONS%20HEADQUARTERS,405%20E%2042ND%20ST,NEW%20YORK,NY)	Graph	1	\$55,000.00	\$55,000.00
TRIPLE STAR REALTY, LLC, TRIPLE STAR REALTY, LLC, NEW YORK, NY (https://www.google.com/maps/place/TRIPLE%20STAR%20REALTY,%20LLC,NEW%20YORK,NY)	Graph	1	\$55,765.00	\$55,765.00

Employer Name/Worksite Address	Graph	Count	Mean Wage	Median Wage
UCM CAPITAL MANAGEMENT, INC., 280 PARK AVENUE, NEW YORK, NY (https://www.google.com/maps/place/280%20PARK%20AVENUE,NEW%20YORK,NY)	Graph	1	\$85,000.00	\$85,000.00
V-SOFT CONSULTING GROUP, INC, 150 EAST 42ND STREET SECOND FLOOR, NEWYORK, NY (https://www.google.com/maps/place/150%20EAST%2042ND%20STREET%20SECOND%20FLOOR,NEWYORK,NY)	Graph	1	\$75,000.00	\$75,000.00
VITECH SYSTEMS GROUP, INC., 885 2ND AVE FL 4, NEW YORK, NY (https://www.google.com/maps/place/885%202ND%20AVE%20FL%204,NEW%20YORK,NY)	Graph	1	\$94,000.00	\$94,000.00
WHITEHALL & COMPANY LLC, 280 PARK AVE, LEVEL 15, NEW YORK, NY (https://www.google.com/maps/place/280%20PARK%20AVE,%20LEVEL%2015,NEW%20YORK,NY)	Graph	1	\$175,000.00	\$175,000.00
YALTECH CONSULTING INC, 633,3RD AVENUE, NEW YORK, NY (https://www.google.com/maps/place/633,3RD%20AVENUE,NEW%20YORK,NY)	Graph	1	\$85,000.00	\$85,000.00
BAM-X, INC., 335 MADISON AVENUE, NEW YORK, NY (https://www.google.com/maps/place/335%20MADISON%20AVENUE,NEW%20YORK,NY)	Graph	2	\$71,052.80	\$65,000.00
DATAMATICS GLOBAL SERVICES INC, UN WOMEN, NEW YORK, NY (https://www.google.com/maps/place/UN%20WOMEN,NEW%20YORK,NY)	Graph	2	\$84,193.50	\$66,747.00
DELAWARE LIFE INSURANCE COMPANY, DELAWARE LIFE INSURANCE COMPANY, NEW YORK, NY (https://www.google.com/maps/place/DELAWARE%20LIFE%20INSURANCE%20COMPANY,NEW%20YORK,NY)	Graph	2	\$162,500.00	\$145,000.00
EHOMIE NEW YORK INC., 750 3RD AVE, 9TH FL, NEW YORK, NY (https://www.google.com/maps/place/750%203RD%20AVE,%209TH%20FL,NEW%20YORK,NY)	Graph	2	\$52,000.00	\$52,000.00
EHOMIE NEW YORK INC., 750 3RD AVE., NEW YORK, NY (https://www.google.com/maps/place/750%203RD%20AVE.,NEW%20YORK,NY)	Graph	2	\$56,160.00	\$54,080.00
HEXAWARE TECHNOLOGIES, INC., UNICC, NEW YORK, NY (https://www.google.com/maps/place/UNICC,NEW%20YORK,NY)	Graph	2	\$110,000.00	\$110,000.00
ICF SH&E, INC., ICF SH&E, INC., NEW YORK, NY (https://www.google.com/maps/place/ICF%20SH%26E,%20INC.,NEW%20YORK,NY)	Graph	2	\$71,635.20	\$68,265.60
INFOSYS PUBLIC SERVICES, INC., 304 E 45TH ST, FL 3, NEW YORK, NY (https://www.google.com/maps/place/304%20E%2045TH%20ST,%20FL%203,NEW%20YORK,NY)	Graph	2	\$85,275.00	\$85,000.00
INNOVATECH SOLUTIONS, INC., STIFEL NICOLAUS, NEW YORK, NY (https://www.google.com/maps/place/STIFEL%20NICOLAUS,NEW%20YORK,NY)	Graph	2	\$92,000.00	\$91,000.00
JEWEL CAPITAL INC, 205 EAST 42ND STREET, NEW YORK, NY (https://www.google.com/maps/place/205%20EAST%2042ND%20STREET,NEW%20YORK,NY)	Graph	2	\$58,240.00	\$58,240.00
NEA CONSULTING, INC, 575 5TH AVE, NEW YORK, NY (https://www.google.com/maps/place/575%205TH%20AVE,NEW%20YORK,NY)	Graph	2	\$74,838.50	\$64,813.00
PEOPLE'S UNITED BANK, GERSTEIN FISHER DIV. OF PEOPLE'S SEC, NEW YORK, NY (https://www.google.com/maps/place/GERSTEIN%20FISHER%20DIV.%20OF%20PEOPLE'S%20SEC,NEW%20YORK,NY)	Graph	2	\$66,394.00	\$66,394.00
REDIRECT INC, 708 THIRD AVENUE, NEW YORK, NY (https://www.google.com/maps/place/708%20THIRD%20AVENUE,NEW%20YORK,NY)	Graph	2	\$64,813.00	\$64,813.00
SAITO LAW GROUP PLLC, SAITO LAW GROUP PLLC, NEW YORK, NY (https://www.google.com/maps/place/SAITO%20LAW%20GROUP%20PLLC,NEW%20YORK,NY)	Graph	2	\$90,000.00	\$90,000.00
TECHPRO IT SOLUTIONS INC, NO 633 3RD AVENUE 40TH STREET, NEW YORK, NY (https://www.google.com/maps/place/NO%20633%203RD%20AVENUE%2040TH%20STREET,NEW%20YORK,NY)	Graph	2	\$71,000.00	\$71,000.00
TENEO HOLDINGS LLC, TENEO HOLDINGS LLC, NEW YORK, NY (https://www.google.com/maps/place/TENEO%20HOLDINGS%20LLC,NEW%20YORK,NY)	Graph	2	\$118,000.00	\$61,000.00
ACCENTURE LLP, 235 EAST 42 STREET, NEW YORK, NY (https://www.google.com/maps/place/235%20EAST%2042%20STREET,NEW%20YORK,NY)	Graph	3	\$90,478.67	\$92,500.00
BLUESTONE LANE HOLDINGS LLC, 90 WATER STREET, NEW YORK, NY (https://www.google.com/maps/place/90%20WATER%20STREET,NEW%20YORK,NY)	Graph	3	\$64,166.67	\$62,500.00
CENTRAL MERCHANT INC, 708 3RD AVE FL 6, NEW YORK, NY (https://www.google.com/maps/place/708%203RD%20AVE%20FL%206,NEW%20YORK,NY)	Graph	3	\$72,800.00	\$72,800.00
CLOUD9 TECHNOLOGIES LLC, CLOUD9 TECHNOLOGIES LLC, NEW YORK, NY (https://www.google.com/maps/place/CLOUD9%20TECHNOLOGIES%20LLC,NEW%20YORK,NY)	Graph	3	\$93,333.33	\$100,000.00
FORETHOUGHT USA LLC, 400 MADISON AVE, NEW YORK, NY (https://www.google.com/maps/place/400%20MADISON%20AVE,NEW%20YORK,NY)	Graph	3	\$150,324.33	\$103,800.00
KEENS MANAGEMENT INC, 315 MADISON AVENUE, FL 6, NEW YROK, NY (https://www.google.com/maps/place/315%20MADISON%20AVENUE,%20FL%206,NEW%20YROK,NY)	Graph	3	\$46,675.20	\$46,675.20
US FRIENDS OF INTERNATIONAL SERVICE FOR HUMAN RIGHTS INC, 777 UN PLAZA, NEW YORK, NY (https://www.google.com/maps/place/777%20UN%20PLAZA,NEW%20YORK,NY)	Graph	3	\$72,833.33	\$77,500.00
WPP GROUP USA INC., 3 COLUMBUS CIRCLE, NEW YORK, NY (https://www.google.com/maps/place/3%20COLUMBUS%20CIRCLE,NEW%20YORK,NY)	Graph	3	\$61,000.00	\$61,000.00

Employer Name/Worksite Address	Graph	Count	Mean Wage	Median Wage
GOODWIN LAW GROUP PC, 733 3RD AVE, FL. 16, NEW YORK, NY (https://www.google.com/maps/place/733%203RD%20AVE,%20FL.%2016,NEW%20YORK,NY)	Graph	4	\$55,094.00	\$37,752.00
MADIBA INC., A&E TELEVISION NETWORKS, LLC, NEW YORK, NY (https://www.google.com/maps/place/A%26E%20TELEVISION%20NETWORKS,%20LLC,NEW%20YORK,NY)	Graph	4	\$198,380.00	\$205,920.00
NEWMARK & COMPANY REAL ESTATE, INC, NEWMARK GRUBB KNIGHT FRANK, NEW YORK, NY (https://www.google.com/maps/place/NEWMARK%20GRUBB%20KNIGHT%20FRANK,NEW%20YORK,NY)	Graph	4	\$75,000.00	\$74,000.00
TELECOM NEW YORK INC, 708 THIRD AVE. FLOOR 6, NEW YORK, NY (https://www.google.com/maps/place/708%20THIRD%20AVE.%20FLOOR%206,NEW%20YORK,NY)	Graph	4	\$64,064.00	\$55,764.80
THE CITY UNIVERSITY OF NEW YORK, 395 HUDSON STREET, NEW YORK, NY (https://www.google.com/maps/place/395%20HUDSON%20STREET,NEW%20YORK,NY)	Graph	4	\$93,527.25	\$103,000.00
TRADERMAXX INTERNATIONAL INC, 535 5TH AVE 4TH FL, NEW YORK, NY (https://www.google.com/maps/place/535%205TH%20AVE%204TH%20FL,NEW%20YORK,NY)	Graph	6	\$46,536.53	\$47,590.40
INFOSYS PUBLIC SERVICES, INC., 304 E 45TH ST, NEW YORK, NY (https://www.google.com/maps/place/304%20E%2045TH%20ST,NEW%20YORK,NY)	Graph	31	\$79,911.00	\$71,786.00
Totals	Graph	180	\$86,449.44	\$75,000.00

Latitude: 40.752361 Longitude: -74.005699

Employer Name/Worksite Address	Graph	Count	Mean Wage	Median Wage	Lowest Wage	Highest Wage
UBER TECHNOLOGIES, INC., 636 W 28TH ST, NEW YORK, NY (https://www.google.com/maps/place/636%20W%2028TH%20ST,NEW%20YORK,NY)	Graph	1	\$95,000.00	\$95,000.00	\$95,000.00	\$95,000.00
UBER TECHNOLOGIES, INC., 636 W 28TH ST., NEW YORK, NY (https://www.google.com/maps/place/636%20W%2028TH%20ST.,NEW%20YORK,NY)	Graph	3	\$124,344.33	\$135,283.00	\$94,000.00	\$143,750.00
UBER TECHNOLOGIES, INC., 636 W. 28TH STREET, NEW YORK, NY (https://www.google.com/maps/place/636%20W.%2028TH%20STREET,NEW%20YORK,NY)	Graph	32	\$86,653.75	\$82,139.00	\$82,139.00	\$165,000.00
UBER TECHNOLOGIES, INC., 636 W 28TH STREET, NEW YORK, NY (https://www.google.com/maps/place/636%20W%2028TH%20STREET,NEW%20YORK,NY)	Graph	103	\$98,803.38	\$108,555.00	\$55,744.00	\$140,000.00
Totals	Graph	139	\$96,530.22	\$95,000.00	\$55,744.00	\$165,000.00

Latitude: 40.752361 Longitude: -73.97243

Employer Name/Employer Address	Graph	Count	Mean Wage	Median Wage	Lowest Wage	Highest Wage
CITIZENM ASSET MANAGEMENT USA LLC, 228 EAST 45TH STREET SUITE 9E, NEW YORK, NY (https://www.google.com/maps/place/228%20EAST%2045TH%20STREET%20SUITE%209E,NEW%20YORK,NY)	Graph	1	\$195,000.00	\$195,000.00	\$195,000.00	\$195,000.00
ICS AMERICA CO.LTD, 228 E. 45TH STREET, NEW YORK, NY (https://www.google.com/maps/place/228%20E.%2045TH%20STREET,NEW%20YORK,NY)	Graph	1	\$68,000.00	\$68,000.00	\$68,000.00	\$68,000.00
TABS, INC., 228 E. 45TH STREET, NEW YORK, NY (https://www.google.com/maps/place/228%20E.%2045TH%20STREET,NEW%20YORK,NY)	Graph	1	\$160,000.00	\$160,000.00	\$160,000.00	\$160,000.00
Totals	Graph	3	\$141,000.00	\$160,000.00	\$68,000.00	\$195,000.00

Employer Name/Worksite Address	Graph	Count	Mean Wage	Median Wage	Lowest Wage	Highest Wage
ICS AMERICA CO.LTD, 228 E. 45TH STREET, NEW YORK, NY (https://www.google.com/maps/place/228%20E.%2045TH%20STREET,NEW%20YORK,NY)	Graph	2	\$114,000.00	\$68,000.00	\$68,000.00	\$160,000.00
MARLABS, INC., 228 EAST 45TH STREET, NEW YORK, NY (https://www.google.com/maps/place/228%20EAST%2045TH%20STREET,NEW%20YORK,NY)	Graph	2	\$79,900.00	\$75,800.00	\$75,800.00	\$84,000.00
Totals	Graph	4	\$96,950.00	\$75,800.00	\$68,000.00	\$160,000.00

Latitude: 40.752373 Longitude: -73.672309

Employer Name/Employer Address	Graph	Count	Mean Wage	Median Wage	Lowest Wage	Highest Wage
--------------------------------	-------	-------	-----------	-------------	-------------	--------------

Employer Name/Employer Address	Graph	Count	Mean Wage	Median Wage	Lowest Wage	Highest Wage
IT TEC SOLUTIONS, 39 ALLEN STREET, NEW HYDE PARK, NY (https://www.google.com/maps/place/39%20ALLEN%20STREET,NEW%20HYDE%20PARK,NY)	Graph	23	\$60,434.78	\$60,000.00	\$60,000.00	\$62,000.00
Totals	Graph	23	\$60,434.78	\$60,000.00	\$60,000.00	\$62,000.00

Employer Name/Worksite Address	Graph	Count	Mean Wage	Median Wage	Lowest Wage	Highest Wage
IT TEC SOLUTIONS, 39 ALLEN STREET, NEW HYDE PARK, NY (https://www.google.com/maps/place/39%20ALLEN%20STREET,NEW%20HYDE%20PARK,NY)	Graph	23	\$60,434.78	\$60,000.00	\$60,000.00	\$62,000.00
Totals	Graph	23	\$60,434.78	\$60,000.00	\$60,000.00	\$62,000.00

Latitude: 40.752374 Longitude: -73.973195

Employer Name/Employer Address	Graph	Count	Mean Wage	Median Wage	Lowest Wage	Highest Wage
AMERICAN JEWISH JOINT DISTRIBUTION COMMITTEE, INC., 711 THIRD AVENUE, NEW YORK, NY (https://www.google.com/maps/place/711%20THIRD%20AVENUE,NEW%20YORK,NY)	Graph	1	\$110,000.00	\$110,000.00	\$110,000.00	\$110,000.00
STRATEGIC CS, LLC, 711 THIRD AVENUE, NEW YORK, NY (https://www.google.com/maps/place/711%20THIRD%20AVENUE,NEW%20YORK,NY)	Graph	1	\$69,000.00	\$69,000.00	\$69,000.00	\$69,000.00
VARICK MEDIA MANAGEMENT, LLC, 711 THIRD AVENUE, NEW YORK, NY (https://www.google.com/maps/place/711%20THIRD%20AVENUE,NEW%20YORK,NY)	Graph	1	\$70,000.00	\$70,000.00	\$70,000.00	\$70,000.00
AMERICAN JEWISH JOINT DISTRIBUTION COMMITTEE, INC., 711 THIRD AVENUE, 10TH FLOOR, NEW YORK, NY (https://www.google.com/maps/place/711%20THIRD%20AVENUE,%2010TH%20FLOOR,NEW%20YORK,NY)	Graph	2	\$100,000.40	\$100,000.40	\$100,000.40	\$100,000.40
TARGETCAST LLC, 711 THIRD AVENUE, NEW YORK, NY (https://www.google.com/maps/place/711%20THIRD%20AVENUE,NEW%20YORK,NY)	Graph	5	\$80,000.00	\$80,000.00	\$65,000.00	\$90,000.00
MCKINSEY & COMPANY, INC. UNITED STATES, 711 THIRD AVENUE, NEW YORK, NY (https://www.google.com/maps/place/711%20THIRD%20AVENUE,NEW%20YORK,NY)	Graph	293	\$117,161.19	\$102,856.00	\$68,577.60	\$315,000.00
Totals	Graph	303	\$116,096.47	\$102,856.00	\$65,000.00	\$315,000.00

Employer Name/Worksite Address	Graph	Count	Mean Wage	Median Wage	Lowest Wage	Highest Wage
GLOBAL DATA MANAGEMENT, INC., 711 THIRD AVE., 4TH FLOOR, NEW YORK, NY (https://www.google.com/maps/place/711%20THIRD%20AVE.,%204TH%20FLOOR,NEW%20YORK,NY)	Graph	1	\$115,000.00	\$115,000.00	\$115,000.00	\$115,000.00
AMERICAN JEWISH JOINT DISTRIBUTION COMMITTEE, INC., 711 THIRD AVENUE, 10TH FLOOR, NEW YORK, NY (https://www.google.com/maps/place/711%20THIRD%20AVENUE,%2010TH%20FLOOR,NEW%20YORK,NY)	Graph	2	\$100,000.40	\$100,000.40	\$100,000.40	\$100,000.40
MILLENNIUM INFO TECH, INC., 711 THIRD AVENUE, 4TH FLOOR, NEW YORK, NY (https://www.google.com/maps/place/711%20THIRD%20AVENUE,%204TH%20FLOOR,NEW%20YORK,NY)	Graph	2	\$91,000.00	\$91,000.00	\$91,000.00	\$91,000.00
MCKINSEY & COMPANY, INC. UNITED STATES, MCKINSEY & COMPANY, INC., NEW YORK, NY (https://www.google.com/maps/place/MCKINSEY%20%26%20COMPANY,%20INC.,NEW%20YORK,NY)	Graph	5	\$139,618.88	\$146,000.00	\$120,400.00	\$156,000.00
TATA CONSULTANCY SERVICES LIMITED, 711 3RD AVENUE, NEW YORK, NY (https://www.google.com/maps/place/711%203RD%20AVENUE,NEW%20YORK,NY)	Graph	8	\$79,877.63	\$75,795.00	\$60,000.00	\$90,376.00
STRATEGIC CS, LLC, 711 THIRD AVENUE, NEW YORK, NY (https://www.google.com/maps/place/711%20THIRD%20AVENUE,NEW%20YORK,NY)	Graph	9	\$80,364.11	\$75,000.00	\$65,000.00	\$110,000.00
Totals	Graph	27	\$94,718.27	\$90,376.00	\$60,000.00	\$156,000.00

Latitude: 40.752377 Longitude: -73.97441

Employer Name/Employer Address	Graph	Count	Mean Wage	Median Wage	Lowest Wage	Highest Wage
PI CAPITAL INTERNATIONAL LLC, 144 EAST 44TH STREET, NEW YORK, NY (https://www.google.com/maps/place/144%20EAST%2044TH%20STREET,NEW%20YORK,NY)	Graph	1	\$61,130.00	\$61,130.00	\$61,130.00	\$61,130.00
Totals	Graph	1	\$61,130.00	\$61,130.00	\$61,130.00	\$61,130.00

Employer Name/Worksite Address	Graph	Count	Mean Wage	Median Wage	Lowest Wage	Highest Wage
PI CAPITAL INTERNATIONAL LLC, 144 EAST 44TH STREET, NEW YORK, NY (https://www.google.com/maps/place/144%20EAST%2044TH%20STREET,NEW%20YORK,NY)	Graph	1	\$61,130.00	\$61,130.00	\$61,130.00	\$61,130.00
Totals	Graph	1	\$61,130.00	\$61,130.00	\$61,130.00	\$61,130.00

Latitude: 40.752378 Longitude: -73.989541

Employer Name/Worksite Address	Graph	Count	Mean Wage	Median Wage	Lowest Wage	Highest Wage
COMMVault SYSTEMS, INC, 485 7TH AVENUE, NEW YORK, NY (https://www.google.com/maps/place/485%207TH%20AVENUE,NEW%20YORK,NY)	Graph	1	\$120,000.00	\$120,000.00	\$120,000.00	\$120,000.00
COMMVault SYSTEMS, INC, 485 SEVENTH AVENUE, NEW YORK, NY (https://www.google.com/maps/place/485%20SEVENTH%20AVENUE,NEW%20YORK,NY)	Graph	6	\$137,500.00	\$120,000.00	\$105,000.00	\$170,000.00
Totals	Graph	7	\$135,000.00	\$120,000.00	\$105,000.00	\$170,000.00

Latitude: 40.752383 Longitude: -73.973353

Employer Name/Employer Address	Graph	Count	Mean Wage	Median Wage	Lowest Wage	Highest Wage
ASSOCIATION OF NATIONAL ADVERTISERS, 708 THIRD AVENUE, 33RD FLOOR, NEW YORK, NY (https://www.google.com/maps/place/708%20THIRD%20AVENUE,%2033RD%20FLOOR,NEW%20YORK,NY)	Graph	1	\$40,000.00	\$40,000.00	\$40,000.00	\$40,000.00
CC SOLUTIONS LLC, 708 THIRD AVE, NEW YORK, NY (https://www.google.com/maps/place/708%20THIRD%20AVE,NEW%20YORK,NY)	Graph	1	\$66,000.00	\$66,000.00	\$66,000.00	\$66,000.00
CRISIS ACTION INC, 708 THIRD AVENUE, NEW YORK, NY (https://www.google.com/maps/place/708%20THIRD%20AVENUE,NEW%20YORK,NY)	Graph	1	\$150,000.00	\$150,000.00	\$150,000.00	\$150,000.00
CRISIS ACTION LTD, 708 THIRD AVENUE, NEW YORK, NY (https://www.google.com/maps/place/708%20THIRD%20AVENUE,NEW%20YORK,NY)	Graph	1	\$92,785.00	\$92,785.00	\$92,785.00	\$92,785.00
KNECT365 US, INC., 708 THIRD AVENUE, NEW YORK, NY (https://www.google.com/maps/place/708%20THIRD%20AVENUE,NEW%20YORK,NY)	Graph	1	\$35,000.00	\$35,000.00	\$35,000.00	\$35,000.00
NEW YORK CITY PHYSICAL THERAPY PLLC, 708 THIRD AVENUE, NEW YORK, NY (https://www.google.com/maps/place/708%20THIRD%20AVENUE,NEW%20YORK,NY)	Graph	1	\$95,000.00	\$95,000.00	\$95,000.00	\$95,000.00
REDIRECT INC, 708 THIRD AVENUE, NEW YORK, NY (https://www.google.com/maps/place/708%20THIRD%20AVENUE,NEW%20YORK,NY)	Graph	1	\$64,813.00	\$64,813.00	\$64,813.00	\$64,813.00
REDIRECT INC., 708 THIRD AVENUE, NEW YORK, NY (https://www.google.com/maps/place/708%20THIRD%20AVENUE,NEW%20YORK,NY)	Graph	1	\$64,813.00	\$64,813.00	\$64,813.00	\$64,813.00
VEUSOFT LLC, 708 3RD AVENUE, NEW YORK, NY (https://www.google.com/maps/place/708%203RD%20AVENUE,NEW%20YORK,NY)	Graph	1	\$61,734.00	\$61,734.00	\$61,734.00	\$61,734.00
WOODLAKE ADVISORS LLC, 708 THIRD AVENUE, NEW YORK, NY (https://www.google.com/maps/place/708%20THIRD%20AVENUE,NEW%20YORK,NY)	Graph	1	\$65,749.00	\$65,749.00	\$65,749.00	\$65,749.00
VERTICAL STAFFING CORPORATION, 708 3RD AVENUE, NEW YORK, NY (https://www.google.com/maps/place/708%203RD%20AVENUE,NEW%20YORK,NY)	Graph	2	\$64,604.80	\$46,820.80	\$46,820.80	\$82,388.00
INTL FCSTONE INC, 708 THIRD AVENUE, NEW YORK, NY (https://www.google.com/maps/place/708%20THIRD%20AVENUE,NEW%20YORK,NY)	Graph	4	\$74,250.00	\$62,000.00	\$50,000.00	\$115,000.00
Totals	Graph	16	\$72,631.48	\$64,813.00	\$35,000.00	\$150,000.00

Employer Name/Worksite Address	Graph	Count	Mean Wage	Median Wage	Lowest Wage	Highest Wage
ASSOCIATION OF NATIONAL ADVERTISERS, 708 THIRD AVENUE, 33RD FLOOR, NEW YORK, NY (https://www.google.com/maps/place/708%20THIRD%20AVENUE,%2033RD%20FLOOR,NEW%20YORK,NY)	Graph	1	\$40,000.00	\$40,000.00	\$40,000.00	\$40,000.00
INTL FCSTONE INC, 708 THIRD AVENUE, 15TH FLOOR, NEW YORK, NY (https://www.google.com/maps/place/708%20THIRD%20AVENUE,%2015TH%20FLOOR,NEW%20YORK,NY)	Graph	1	\$50,000.00	\$50,000.00	\$50,000.00	\$50,000.00
CC SOLUTIONS LLC, 708 THIRD AVE, NEW YORK, NY (https://www.google.com/maps/place/708%20THIRD%20AVE,NEW%20YORK,NY)	Graph	2	\$67,000.00	\$66,000.00	\$66,000.00	\$68,000.00
VERTICAL STAFFING CORPORATION, 708 3RD AVENUE, NEW YORK, NY (https://www.google.com/maps/place/708%203RD%20AVENUE,NEW%20YORK,NY)	Graph	5	\$61,260.72	\$62,000.00	\$46,820.80	\$70,000.00

Employer Name/Worksite Address	Graph	Count	Mean Wage	Median Wage	Lowest Wage	Highest Wage
CRISIS ACTION LTD, 708 THIRD AVENUE, NEW YORK, NY (https://www.google.com/maps/place/708%20THIRD%20AVENUE,NEW%20YORK,NY)	Graph	8	\$83,133.00	\$65,749.00	\$35,000.00	\$150,000.00
Totals	Graph	17	\$70,315.74	\$65,748.80	\$35,000.00	\$150,000.00

Latitude: 40.752385 Longitude: -73.9882

Employer Name/Employer Address	Graph	Count	Mean Wage	Median Wage	Lowest Wage	Highest Wage
RINGERJEANS LLC, 148 WEST 37TH STREET, NEW YORK, NY (https://www.google.com/maps/place/148%20WEST%2037TH%20STREET,NEW%20YORK,NY)	Graph	1	\$80,000.00	\$80,000.00	\$80,000.00	\$80,000.00
Totals	Graph	1	\$80,000.00	\$80,000.00	\$80,000.00	\$80,000.00

Employer Name/Worksite Address	Graph	Count	Mean Wage	Median Wage	Lowest Wage	Highest Wage
RINGERJEANS LLC, 148 WEST 37TH STREET, NEW YORK, NY (https://www.google.com/maps/place/148%20WEST%2037TH%20STREET,NEW%20YORK,NY)	Graph	1	\$80,000.00	\$80,000.00	\$80,000.00	\$80,000.00
VINCE CAMUTO, LLC, 148 WEST 37TH STREET, NEW YORK CITY, NY (https://www.google.com/maps/place/148%20WEST%2037TH%20STREET,NEW%20YORK%20CITY,NY)	Graph	1	\$45,675.00	\$45,675.00	\$45,675.00	\$45,675.00
Totals	Graph	2	\$62,837.50	\$45,675.00	\$45,675.00	\$80,000.00

Latitude: 40.752386 Longitude: -73.98402

Employer Name/Employer Address	Graph	Count	Mean Wage	Median Wage	Lowest Wage	Highest Wage
THE WEEK PUBLICATIONS, INC., 55 WEST 39TH STREET, 5TH FLOOR, NEW YORK, NY (https://www.google.com/maps/place/55%20WEST%2039TH%20STREET,%205TH%20FLOOR,NEW%20YORK,NY)	Graph	1	\$72,987.00	\$72,987.00	\$72,987.00	\$72,987.00
RETENSA, LLC., 55 WEST 39TH ST, NEW YORK, NY (https://www.google.com/maps/place/55%20WEST%2039TH%20ST,NEW%20YORK,NY)	Graph	2	\$55,000.00	\$55,000.00	\$55,000.00	\$55,000.00
TOM AND LINDA PLATT, INC., 55 WEST 39TH STREET, 17TH FLOOR, NEW YORK, NY (https://www.google.com/maps/place/55%20WEST%2039TH%20STREET,%2017TH%20FLOOR,NEW%20YORK,NY)	Graph	2	\$45,000.00	\$45,000.00	\$45,000.00	\$45,000.00
Totals	Graph	5	\$54,597.40	\$55,000.00	\$45,000.00	\$72,987.00

Employer Name/Worksite Address	Graph	Count	Mean Wage	Median Wage	Lowest Wage	Highest Wage
THE WEEK PUBLICATIONS, INC., 55 WEST 39TH STREET, 5TH FLOOR, NEW YORK, NY (https://www.google.com/maps/place/55%20WEST%2039TH%20STREET,%205TH%20FLOOR,NEW%20YORK,NY)	Graph	1	\$72,987.00	\$72,987.00	\$72,987.00	\$72,987.00
RETENSA, LLC., 55 WEST 39TH ST, NEW YORK, NY (https://www.google.com/maps/place/55%20WEST%2039TH%20ST,NEW%20YORK,NY)	Graph	2	\$55,000.00	\$55,000.00	\$55,000.00	\$55,000.00
TOM AND LINDA PLATT, INC., 55 WEST 39TH STREET, 17TH FLOOR, NEW YORK, NY (https://www.google.com/maps/place/55%20WEST%2039TH%20STREET,%2017TH%20FLOOR,NEW%20YORK,NY)	Graph	2	\$45,000.00	\$45,000.00	\$45,000.00	\$45,000.00
Totals	Graph	5	\$54,597.40	\$55,000.00	\$45,000.00	\$72,987.00

Latitude: 40.752406 Longitude: -74.005805

Employer Name/Employer Address	Graph	Count	Mean Wage	Median Wage	Lowest Wage	Highest Wage
HUDSON YARDS CATERING LLC, 640 W. 28TH STREET, 7TH FLOOR, NEW YORK, NY (https://www.google.com/maps/place/640%20W.%2028TH%20STREET,%207TH%20FLOOR,NEW%20YORK,NY)	Graph	1	\$70,000.00	\$70,000.00	\$70,000.00	\$70,000.00
SQUINT METRICS LLC, 640 WEST 28TH STREET 9TH FLR, NEW YORK, NY (https://www.google.com/maps/place/640%20WEST%2028TH%20STREET%20%20%20%209TH%20FLR,NEW%20YORK,NY)	Graph	2	\$65,000.00	\$65,000.00	\$65,000.00	\$65,000.00
Totals	Graph	3	\$66,666.67	\$65,000.00	\$65,000.00	\$65,000.00

Employer Name/Worksite Address	Graph	Count	Mean Wage	Median Wage	Lowes Wage
HUDSON YARDS CATERING LLC, 640 W. 28TH STREET, 7TH FLOOR, NEW YORK, NY (https://www.google.com/maps/place/640%20W.%2028TH%20STREET,%207TH%20FLOOR,NEW%20YORK,NY)	Graph	1	\$70,000.00	\$70,000.00	\$70,000.00
SQUINT METRICS LLC, 640 WEST 28TH STREET 9TH FLR, NEW YORK, NY (https://www.google.com/maps/place/640%20WEST%2028TH%20STREET%20%20%20%209TH%20FLR,NEW%20YORK,NY)	Graph	2	\$65,000.00	\$65,000.00	\$65,000.00
Totals	Graph	3	\$66,666.67	\$65,000.00	\$65,000.00

Latitude: 40.752425 Longitude: -73.972242

Employer Name/Employer Address	Graph	Count	Mean Wage	Median Wage	Lowest Wage	Highest Wage
A+E TELEVISION NETWORKS, LLC, 235 EAST 45TH STREET, NEW YORK, NY (https://www.google.com/maps/place/235%20EAST%2045TH%20STREET,NEW%20YORK,NY)	Graph	1	\$126,422.00	\$126,422.00	\$126,422.00	\$126,422.00
A+E TELEVISION NETWORKS, LLC, 235 EAST 45TH STREET, NEW YORK, NY (https://www.google.com/maps/place/235%20EAST%2045TH%20STREET,NEW%20YORK,NY)	Graph	1	\$208,900.00	\$208,900.00	\$208,900.00	\$208,900.00
Totals	Graph	2	\$167,661.00	\$126,422.00	\$126,422.00	\$208,900.00

Employer Name/Worksite Address	Graph	Count	Mean Wage	Median Wage	Lowest Wage	Highest Wage
ATTAINICA LLC, 235 E 45TH ST, NEW YORK, NY (https://www.google.com/maps/place/235%20E%2045TH%20ST,NEW%20YORK,NY)	Graph	1	\$60,000.00	\$60,000.00	\$60,000.00	\$60,000.00
INNOVATIS TECHNOLOGIES, LLC, 235 EAST 45TH ST., NEW YORK, NY (https://www.google.com/maps/place/235%20EAST%2045TH%20ST.,NEW%20YORK,NY)	Graph	1	\$72,800.00	\$72,800.00	\$72,800.00	\$72,800.00
IT BUSINESS MANAGEMENT SOLUTIONS, INC., 235 E 45TH ST., NEW YORK, NY (https://www.google.com/maps/place/235%20E%2045TH%20ST.,NEW%20YORK,NY)	Graph	1	\$70,250.00	\$70,250.00	\$70,250.00	\$70,250.00
QUADRANT 4 SYSTEM CORPORATION, 235 E, 45TH STREET, NEW YORK, NY (https://www.google.com/maps/place/235%20E,%2045TH%20STREET,NEW%20YORK,NY)	Graph	1	\$80,000.00	\$80,000.00	\$80,000.00	\$80,000.00
TECHNOSOFT CORPORATION, 235 E 45TH ST., NEW YORK, NY (https://www.google.com/maps/place/235%20E%2045TH%20ST.,NEW%20YORK,NY)	Graph	1	\$78,000.00	\$78,000.00	\$78,000.00	\$78,000.00
VIRTUSA CORPORATION, 235 EAST 45TH ST, NEW YORK, NY (https://www.google.com/maps/place/235%20EAST%2045TH%20ST,NEW%20YORK,NY)	Graph	1	\$99,107.00	\$99,107.00	\$99,107.00	\$99,107.00
VIRTUSA CORPORATION, 235 E. 45TH STREET, NEW YORK, NY (https://www.google.com/maps/place/235%20E.%2045TH%20STREET,NEW%20YORK,NY)	Graph	2	\$139,000.00	\$100,000.00	\$100,000.00	\$178,000.00
ACCENTURE LLP, 235 E 45TH STREET, NEW YORK, NY (https://www.google.com/maps/place/235%20E%2045TH%20STREET,NEW%20YORK,NY)	Graph	5	\$80,612.60	\$75,795.00	\$65,000.00	\$114,400.00
VIRTUSA CORPORATION, 235 E, 45TH ST, NEW YORK, NY (https://www.google.com/maps/place/235%20E,%2045TH%20ST,NEW%20YORK,NY)	Graph	8	\$69,762.88	\$64,813.00	\$60,000.00	\$84,864.00
WINTEK SOLUTIONS, INC., 235 EAST 45TH STREET, NEW YORK, NY (https://www.google.com/maps/place/235%20EAST%2045TH%20STREET,NEW%20YORK,NY)	Graph	8	\$105,882.25	\$92,000.00	\$66,000.00	\$208,900.00
Totals	Graph	29	\$87,806.24	\$77,868.00	\$60,000.00	\$208,900.00

Latitude: 40.752438 Longitude: -73.666333

Employer Name/Employer Address	Graph	Count	Mean Wage	Median Wage	Lowest Wage	Highest Wage
NEW HYDE PARK PHARMACY, INC, 749 HILLSIDE AVENUE, NEW HYDE PARK, NY (https://www.google.com/maps/place/749%20HILLSIDE%20AVENUE,NEW%20HYDE%20PARK,NY)	Graph	1	\$90,000.00	\$90,000.00	\$90,000.00	\$90,000.00
Totals	Graph	1	\$90,000.00	\$90,000.00	\$90,000.00	\$90,000.00

Employer Name/Worksite Address	Graph	Count	Mean Wage	Median Wage	Lowest Wage	Highest Wage
NEW HYDE PARK PHARMACY, INC, 749 HILLSIDE AVENUE, NEW HYDE PARK, NY (https://www.google.com/maps/place/749%20HILLSIDE%20AVENUE,NEW%20HYDE%20PARK,NY)	Graph	1	\$90,000.00	\$90,000.00	\$90,000.00	\$90,000.00
Totals	Graph	1	\$90,000.00	\$90,000.00	\$90,000.00	\$90,000.00

Latitude: 40.752447 Longitude: -73.982586

Employer Name/Employer Address	Graph	Count	Mean Wage	Median Wage	Lowest Wage	Highest Wage
SMI MEDIA INC., 24 WEST 40TH STREET, NEW YORK, NY (https://www.google.com/maps/place/24%20WEST%2040TH%20STREET,NEW%20YORK,NY)	Graph	1	\$100,000.00	\$100,000.00	\$100,000.00	\$100,000.00
WEARE8, INC., 24 WEST 40TH STREET, 7TH FLOOR, NEW YORK, NY (https://www.google.com/maps/place/24%20WEST%2040TH%20STREET,%207TH%20FLOOR,NEW%20YORK,NY)	Graph	1	\$203,000.00	\$203,000.00	\$203,000.00	\$203,000.00
Totals	Graph	2	\$151,500.00	\$100,000.00	\$100,000.00	\$203,000.00

Employer Name/Worksite Address	Graph	Count	Mean Wage	Median Wage	Lowest Wage	Highest Wage
HARBOR GROUP INTERNATIONAL, LLC, 24 W. 40TH STREET, STE 1000, NEW YORK, NY (https://www.google.com/maps/place/24%20W.%2040TH%20STREET,%20STE%201000,NEW%20YORK,NY)	Graph	1	\$85,000.00	\$85,000.00	\$85,000.00	\$85,000.00
SMI MEDIA INC., 24 WEST 40TH STREET, NEW YORK, NY (https://www.google.com/maps/place/24%20WEST%2040TH%20STREET,NEW%20YORK,NY)	Graph	1	\$100,000.00	\$100,000.00	\$100,000.00	\$100,000.00
WEARE8, INC., 24 WEST 40TH STREET, 7TH FLOOR, NEW YORK, NY (https://www.google.com/maps/place/24%20WEST%2040TH%20STREET,%207TH%20FLOOR,NEW%20YORK,NY)	Graph	1	\$203,000.00	\$203,000.00	\$203,000.00	\$203,000.00
Totals	Graph	3	\$129,333.33	\$100,000.00	\$85,000.00	\$203,000.00

Latitude: 40.752451 Longitude: -73.99185

Employer Name/Employer Address	Graph	Count	Mean Wage	Median Wage	Lowest Wage	Highest Wage
COMPICITI BUSINESS SOLUTIONS, INC, 261 W 35TH STREET, NEW YORK, NY (https://www.google.com/maps/place/261%20W%2035TH%20STREET,NEW%20YORK,NY)	Graph	1	\$79,747.00	\$79,747.00	\$79,747.00	\$79,747.00
JOSEPH KLEINMANN ARCHITECT, 261 W 35TH STREET, NEW YORK, NY (https://www.google.com/maps/place/261%20W%2035TH%20STREET,NEW%20YORK,NY)	Graph	1	\$39,000.00	\$39,000.00	\$39,000.00	\$39,000.00
KLEINMAN ARCHITECTS, 261 W 35TH STREET, NEW YORK, NY (https://www.google.com/maps/place/261%20W%2035TH%20STREET,NEW%20YORK,NY)	Graph	2	\$39,000.00	\$39,000.00	\$39,000.00	\$39,000.00
Totals	Graph	4	\$49,186.75	\$39,000.00	\$39,000.00	\$79,747.00

Employer Name/Worksite Address	Graph	Count	Mean Wage	Median Wage	Lowest Wage	Highest Wage
KLEINMAN ARCHITECTS, 261 W 35TH STREET, NEW YORK, NY (https://www.google.com/maps/place/261%20W%2035TH%20STREET,NEW%20YORK,NY)	Graph	4	\$49,186.75	\$39,000.00	\$39,000.00	\$79,747.00
Totals	Graph	4	\$49,186.75	\$39,000.00	\$39,000.00	\$79,747.00

Latitude: 40.752477 Longitude: -73.972705

Employer Name/Employer Address	Graph	Count	Mean Wage	Median Wage	Lowest Wage	Highest Wage
ESSENCE PARTNERS INC., 216 E 45TH STREET, NY, NY (https://www.google.com/maps/place/216%20E%2045TH%20STREET,NY,NY)	Graph	1	\$61,797.00	\$61,797.00	\$61,797.00	\$61,797.00
Totals	Graph	1	\$61,797.00	\$61,797.00	\$61,797.00	\$61,797.00

Employer Name/Worksite Address	Graph	Count	Mean Wage	Median Wage	Lowest Wage	Highest Wage
TRANSPERFECT DOCUMENT MANAGEMENT, INC., 216 EAST 45TH STREET, NEW YORK, NY (https://www.google.com/maps/place/216%20EAST%2045TH%20STREET,NEW%20YORK,NY)	Graph	1	\$50,000.00	\$50,000.00	\$50,000.00	\$50,000.00
Totals	Graph	1	\$50,000.00	\$50,000.00	\$50,000.00	\$50,000.00

Latitude: 40.752479 Longitude: -73.975212

Employer Name/Employer Address	Graph	Count	Mean Wage	Median Wage	Lowest Wage	Highest Wage

Employer Name/Employer Address	Graph	Count	Mean Wage	Median Wage	Lowest Wage	Highest Wage
ATLANTIC TRUST COMPANY N.A., 425 LEXINGTON AVENUE, NEW YORK, NY (https://www.google.com/maps/place/425%20LEXINGTON%20AVENUE,NEW%20YORK,NY)	Graph	1	\$115,000.00	\$115,000.00	\$115,000.00	\$115,000.00
CANADIAN IMPERIAL HOLDINGS, INC., 425 LEXINGTON AVENUE, NEW YORK, NY (https://www.google.com/maps/place/425%20LEXINGTON%20AVENUE,NEW%20YORK,NY)	Graph	1	\$124,592.00	\$124,592.00	\$124,592.00	\$124,592.00
SIMPSON THACHER & BARTLETT LLP, 425 LEXINGTON AVE, NEW YORK, NY (https://www.google.com/maps/place/425%20LEXINGTON%20AVE,NEW%20YORK,NY)	Graph	1	\$325,000.00	\$325,000.00	\$325,000.00	\$325,000.00
CANADIAN IMPERIAL BANK OF COMMERCE, 425 LEXINGTON AVENUE, NEW YORK, NY (https://www.google.com/maps/place/425%20LEXINGTON%20AVENUE,NEW%20YORK,NY)	Graph	3	\$99,126.00	\$108,077.00	\$65,749.00	\$123,552.00
SIMPSON THACHER & BARTLETT LLP, 425 LEXINGTON AVENUE, NEW YORK, NY (https://www.google.com/maps/place/425%20LEXINGTON%20AVENUE,NEW%20YORK,NY)	Graph	3	\$280,000.00	\$280,000.00	\$280,000.00	\$280,000.00
CIBC WORLD MARKETS CORP., 425 LEXINGTON AVENUE, NEW YORK, NY (https://www.google.com/maps/place/425%20LEXINGTON%20AVENUE,NEW%20YORK,NY)	Graph	6	\$115,420.00	\$106,870.00	\$85,000.00	\$146,058.00
SIMPSON THACHER & BARTLETT LLP, 425 LEXINGTON AVENUE, NEW YORK, NY (https://www.google.com/maps/place/425%20LEXINGTON%20AVENUE,NEW%20YORK,NY)	Graph	14	\$205,000.00	\$180,000.00	\$180,000.00	\$280,000.00
Totals	Graph	29	\$181,534.14	\$180,000.00	\$65,749.00	\$325,000.00

Employer Name/Worksite Address	Graph	Count	Mean Wage	Median Wage	Lowest Wage	Highest Wage
SIMPSON THACHER & BARTLETT LLP, 425 LEXINGTON AVENUE, NEW YORK, NY (https://www.google.com/maps/place/425%20LEXINGTON%20AVENUE,NEW%20YORK,NY)	Graph	6	\$144,799.00	\$124,592.00	\$115,000.00	\$235,000.00
SIMPSON THACHER & BARTLETT LLP, 425 LEXINGTON AVE, NEW YORK, NY (https://www.google.com/maps/place/425%20LEXINGTON%20AVE,NEW%20YORK,NY)	Graph	17	\$223,529.41	\$190,000.00	\$180,000.00	\$325,000.00
Totals	Graph	23	\$202,991.04	\$180,000.00	\$115,000.00	\$325,000.00

Latitude: 40.752482 Longitude: -73.987343

Employer Name/Employer Address	Graph	Count	Mean Wage	Median Wage	Lowest Wage	Highest Wage
PALITEX INC., 1384 BROADWAY, SUITE 500, NEW YORK, NY (https://www.google.com/maps/place/1384%20BROADWAY,%20SUITE%20500,NEW%20YORK,NY)	Graph	1	\$80,000.00	\$80,000.00	\$80,000.00	\$80,000.00
US-UHAK, INC., 1384 BROADWAY, NEW YORK, NY (https://www.google.com/maps/place/1384%20BROADWAY,NEW%20YORK,NY)	Graph	2	\$43,700.80	\$38,771.20	\$38,771.20	\$48,630.40
Totals	Graph	3	\$55,800.53	\$48,630.40	\$38,771.20	\$80,000.00

Employer Name/Worksite Address	Graph	Count	Mean Wage	Median Wage	Lowest Wage	Highest Wage
PALITEX INC., 1384 BROADWAY, SUITE 500, NEW YORK, NY (https://www.google.com/maps/place/1384%20BROADWAY,%20SUITE%20500,NEW%20YORK,NY)	Graph	1	\$80,000.00	\$80,000.00	\$80,000.00	\$80,000.00
US-UHAK, INC., 1384 BROADWAY, NEW YORK, NY (https://www.google.com/maps/place/1384%20BROADWAY,NEW%20YORK,NY)	Graph	2	\$43,700.80	\$38,771.20	\$38,771.20	\$48,630.40
Totals	Graph	3	\$55,800.53	\$48,630.40	\$38,771.20	\$80,000.00

Latitude: 40.752496 Longitude: -73.994359

Employer Name/Employer Address	Graph	Count	Mean Wage	Median Wage	Lowest Wage	Highest Wage
FOOT LOCKER, INC., 330 WEST 34TH STREET, NEW YORK, NY (https://www.google.com/maps/place/330%20WEST%2034TH%20STREET,NEW%20YORK,NY)	Graph	1	\$76,300.00	\$76,300.00	\$76,300.00	\$76,300.00
NEW YORK & COMPANY, INC., 330 WEST 34TH STREET, NEW YORK, NY (https://www.google.com/maps/place/330%20WEST%2034TH%20STREET,NEW%20YORK,NY)	Graph	2	\$114,337.50	\$111,405.00	\$111,405.00	\$117,270.00
YODLE WEB.COM, INC., 330 WEST 34TH STREET, NEW YORK, NY (https://www.google.com/maps/place/330%20WEST%2034TH%20STREET,NEW%20YORK,NY)	Graph	2	\$100,000.00	\$95,000.00	\$95,000.00	\$105,000.00
Totals	Graph	5	\$100,995.00	\$105,000.00	\$76,300.00	\$117,270.00

Employer Name/Worksite Address	Graph	Count	Mean Wage	Median Wage	Lowest Wage	Highest Wage
CONTEXTMEDIA HEALTH LLC, 330 W 34TH ST, NEW YORK, NY (https://www.google.com/maps/place/330%20W%2034TH%20ST,NEW%20YORK,NY)	Graph	1	\$46,987.00	\$46,987.00	\$46,987.00	\$46,987.00
CONTEXTMEDIA HEALTH, LLC, 330 W 34TH ST., NEW YORK, NY (https://www.google.com/maps/place/330%20W%2034TH%20ST.,NEW%20YORK,NY)	Graph	1	\$225,000.00	\$225,000.00	\$225,000.00	\$225,000.00
NISUM TECHNOLOGIES INC., 330 W. 34TH STREET, NEW YORK, NY (https://www.google.com/maps/place/330%20W.%2034TH%20STREET,NEW%20YORK,NY)	Graph	2	\$120,000.00	\$120,000.00	\$120,000.00	\$120,000.00
QUADRANT 4 SYSTEM CORPORATION, 330 W 34TH STREET, NEW YORK, NY (https://www.google.com/maps/place/330%20W%2034TH%20STREET,NEW%20YORK,NY)	Graph	4	\$105,151.06	\$105,000.00	\$95,000.00	\$110,302.12
NEW YORK & COMPANY, INC., 330 WEST 34TH STREET, NEW YORK, NY (https://www.google.com/maps/place/330%20WEST%2034TH%20STREET,NEW%20YORK,NY)	Graph	37	\$81,301.30	\$84,864.00	\$70,000.00	\$122,000.00
Totals	Graph	45	\$87,571.98	\$84,864.00	\$46,987.00	\$225,000.00

Latitude: 40.752514 Longitude: -73.987472

Employer Name/Employer Address	Graph	Count	Mean Wage	Median Wage	Lowest Wage	Highest Wage
AMOREPACIFIC US, INC., 1385 BROADWAY, NEW YORK, NY (https://www.google.com/maps/place/1385%20BROADWAY,NEW%20YORK,NY)	Graph	1	\$80,000.00	\$80,000.00	\$80,000.00	\$80,000.00
PATRIZIA LUCA INC., 1385 BROADWAY, NEW YORK, NY (https://www.google.com/maps/place/1385%20BROADWAY,NEW%20YORK,NY)	Graph	1	\$60,008.00	\$60,008.00	\$60,008.00	\$60,008.00
RICHLINE GROUP, INC., 1385 BROADWAY, NEW YORK, NY (https://www.google.com/maps/place/1385%20BROADWAY,NEW%20YORK,NY)	Graph	1	\$71,800.00	\$71,800.00	\$71,800.00	\$71,800.00
DILIGENT CORPORATION, 1385 BROADWAY, NEW YORK, NY (https://www.google.com/maps/place/1385%20BROADWAY,NEW%20YORK,NY)	Graph	2	\$110,000.00	\$60,000.00	\$60,000.00	\$160,000.00
ICER BRANDS SERVICES LLC, 1385 BROADWAY, 16TH FLOOR, NEW YORK, NY (https://www.google.com/maps/place/1385%20BROADWAY,%2016TH%20FLOOR,NEW%20YORK,NY)	Graph	4	\$63,679.10	\$46,675.00	\$46,675.00	\$80,683.20
Totals	Graph	9	\$76,280.49	\$71,800.00	\$46,675.00	\$160,000.00

Employer Name/Worksite Address	Graph	Count	Mean Wage	Median Wage	Lowest Wage	Highest Wage
PARAM CONSULTING SERVICES, INC, 1385 BROADWAY, NY, NY (https://www.google.com/maps/place/1385%20BROADWAY,NY,NY)	Graph	1	\$55,910.00	\$55,910.00	\$55,910.00	\$55,910.00
ICER BRANDS SERVICES LLC, 1385 BROADWAY, 16TH FLOOR, NEW YORK, NY (https://www.google.com/maps/place/1385%20BROADWAY,%2016TH%20FLOOR,NEW%20YORK,NY)	Graph	4	\$63,679.10	\$46,675.00	\$46,675.00	\$80,683.20
PARAM CONSULTING SERVICES, INC, 1385 BROADWAY, NEW YORK, NY (https://www.google.com/maps/place/1385%20BROADWAY,NEW%20YORK,NY)	Graph	5	\$83,183.60	\$60,008.00	\$55,910.00	\$160,000.00
Totals	Graph	10	\$72,654.44	\$60,000.00	\$46,675.00	\$160,000.00

Latitude: 40.752516 Longitude: -73.943641

Employer Name/Worksite Address	Graph	Count	Mean Wage	Median Wage	Lowest Wage	Highest Wage
ARCADIS U.S., INC., 21-01 QUEENS PLAZA NORTH, LONG ISLAND CITY, NY (https://www.google.com/maps/place/21-01%20QUEENS%20PLAZA%20NORTH, LONG%20ISLAND%20CITY,NY)	Graph	1	\$70,000.00	\$70,000.00	\$70,000.00	\$70,000.00
Totals	Graph	1	\$70,000.00	\$70,000.00	\$70,000.00	\$70,000.00

Latitude: 40.752522 Longitude: -73.975385

Employer Name/Employer Address	Graph	Count	Mean Wage	Median Wage	Lowest Wage	Highest Wage
CHINESE AMERICAN BUSINESS DEVELOPMENT, 420 LEXINGTON AVE, SUITE 1628, NEW YORK, NY (https://www.google.com/maps/place/420%20LEXINGTON%20AVE,%20SUITE%201628,NEW%20YORK,NY)	Graph	1	\$62,400.00	\$62,400.00	\$62,400.00	\$62,400.00
Totals	Graph	1	\$62,400.00	\$62,400.00	\$62,400.00	\$62,400.00

Employer Name/Worksite Address	Graph	Count	Mean Wage	Median Wage	Lowest Wage	Highest Wage
CHINESE AMERICAN BUSINESS DEVELOPMENT, 420 LEXINGTON AVE, SUITE 1628, NEW YORK, NY (https://www.google.com/maps/place/420%20LEXINGTON%20AVE,%20SUITE%201628,NEW%20YORK,NY)	Graph	1	\$62,400.00	\$62,400.00	\$62,400.00	\$62,400.00
Totals	Graph	1	\$62,400.00	\$62,400.00	\$62,400.00	\$62,400.00

Latitude: 40.752528 Longitude: -73.936625

Employer Name/Worksite Address	Graph	Count	Mean Wage	Median Wage	Lowest Wage	Highest Wage
STRUCTURAL ENGINEERING TECHNOLOGIES, P.C., 40-12 28TH STREET, LONG ISLAND CITY, NY (https://www.google.com/maps/place/40-12%2028TH%20STREET, LONG%20ISLAND%20CITY,NY)	Graph	1	\$64,000.00	\$64,000.00	\$64,000.00	\$64,000.00
STRUCTURAL ENGINEERING TECHNOLOGIES, P.C., 40-12 28TH STREET, SUITE 200, LONG ISLAND CITY, NY (https://www.google.com/maps/place/40-12%2028TH%20STREET,%20SUITE%20200, LONG%20ISLAND%20CITY,NY)	Graph	1	\$62,171.20	\$62,171.20	\$62,171.20	\$62,171.20
Totals	Graph	2	\$63,085.60	\$62,171.20	\$62,171.20	\$64,000.00

Employer Name/Worksite Address	Graph	Count	Mean Wage	Median Wage	Lowest Wage	Highest Wage
STRUCTURAL ENGINEERING TECHNOLOGIES, P.C., 40-12 28TH STREET, LONG ISLAND CITY, NY (https://www.google.com/maps/place/40-12%2028TH%20STREET, LONG%20ISLAND%20CITY,NY)	Graph	1	\$64,000.00	\$64,000.00	\$64,000.00	\$64,000.00
STRUCTURAL ENGINEERING TECHNOLOGIES, P.C., 40-12 28TH STREET, SUITE 200, LONG ISLAND CITY, NY (https://www.google.com/maps/place/40-12%2028TH%20STREET,%20SUITE%20200, LONG%20ISLAND%20CITY,NY)	Graph	1	\$62,171.20	\$62,171.20	\$62,171.20	\$62,171.20
Totals	Graph	2	\$63,085.60	\$62,171.20	\$62,171.20	\$64,000.00

Latitude: 40.752533 Longitude: -73.994446

Employer Name/Worksite Address	Graph	Count	Mean Wage	Median Wage	Lowest Wage	Highest Wage
ERP ANALYSTS, INC., 333W 34TH STREET, NEW YORK, NY (https://www.google.com/maps/place/333W%2034TH%20STREET,NEW%20YORK,NY)	Graph	1	\$80,000.00	\$80,000.00	\$80,000.00	\$80,000.00
MARLABS, INC., 333W 34TH ST, NEW YORK, NY (https://www.google.com/maps/place/333W%2034TH%20ST,NEW%20YORK,NY)	Graph	1	\$75,800.00	\$75,800.00	\$75,800.00	\$75,800.00
Totals	Graph	2	\$77,900.00	\$75,800.00	\$75,800.00	\$80,000.00

Latitude: 40.75256 Longitude: -73.982854

Employer Name/Worksite Address	Graph	Count	Mean Wage	Median Wage	Lowest Wage	Highest Wage
LM2 RESEARCH, INC., 32 WEST 40TH STREET, NEW YORK, NY (https://www.google.com/maps/place/32%20WEST%2040TH%20STREET,NEW%20YORK,NY)	Graph	4	\$60,000.00	\$60,000.00	\$60,000.00	\$60,000.00
Totals	Graph	4	\$60,000.00	\$60,000.00	\$60,000.00	\$60,000.00

Employer Name/Worksite Address	Graph	Count	Mean Wage	Median Wage	Lowest Wage	Highest Wage
LM2 RESEARCH, INC., 32 WEST 40TH STREET, NEW YORK, NY (https://www.google.com/maps/place/32%20WEST%2040TH%20STREET,NEW%20YORK,NY)	Graph	4	\$60,000.00	\$60,000.00	\$60,000.00	\$60,000.00
Totals	Graph	4	\$60,000.00	\$60,000.00	\$60,000.00	\$60,000.00

Latitude: 40.75257 Longitude: -73.986376

Employer Name/Worksite Address	Graph	Count	Mean Wage	Median Wage	Lowest Wage	Highest Wage
--------------------------------	-------	-------	-----------	-------------	-------------	--------------

Employer Name/Employer Address	Graph	Count	Mean Wage	Median Wage	Lowest Wage	Highest Wage
CHAMNA INC, 109 WEST 38TH ST, NEW YORK, NY (https://www.google.com/maps/place/109%20WEST%2038TH%20ST,NEW%20YORK,NY)	Graph	2	\$43,004.00	\$39,332.80	\$39,332.80	\$46,675.20
Totals	Graph	2	\$43,004.00	\$39,332.80	\$39,332.80	\$46,675.20

Employer Name/Worksite Address	Graph	Count	Mean Wage	Median Wage	Lowest Wage	Highest Wage
CHAMNA INC, 109 WEST 38TH ST, NEW YORK, NY (https://www.google.com/maps/place/109%20WEST%2038TH%20ST,NEW%20YORK,NY)	Graph	2	\$43,004.00	\$39,332.80	\$39,332.80	\$46,675.20
Totals	Graph	2	\$43,004.00	\$39,332.80	\$39,332.80	\$46,675.20

Latitude: 40.752611 Longitude: -73.972683

Employer Name/Worksite Address	Graph	Count	Mean Wage	Median Wage	Lowest Wage	Highest Wage
WYNDHAM VACATION RESORTS INC, 205 EAST 45TH STREET, NEW YORK, NY (https://www.google.com/maps/place/205%20EAST%2045TH%20STREET,NEW%20YORK,NY)	Graph	1	\$72,113.60	\$72,113.60	\$72,113.60	\$72,113.60
Totals	Graph	1	\$72,113.60	\$72,113.60	\$72,113.60	\$72,113.60

Latitude: 40.752618 Longitude: -73.664839

Employer Name/Employer Address	Graph	Count	Mean Wage	Median Wage	Lowest Wage	Highest Wage
DIGESTIVE DISEASE CARE PC, 915 HILLSIDE AVENUE, NEW HYDE PARK, NY (https://www.google.com/maps/place/915%20HILLSIDE%20AVENUE,NEW%20HYDE%20PARK,NY)	Graph	1	\$120,000.00	\$120,000.00	\$120,000.00	\$120,000.00
Totals	Graph	1	\$120,000.00	\$120,000.00	\$120,000.00	\$120,000.00

Employer Name/Worksite Address	Graph	Count	Mean Wage	Median Wage	Lowest Wage	Highest Wage
DIGESTIVE DISEASE CARE PC, 915 HILLSIDE AVENUE, NEW HYDE PARK, NY (https://www.google.com/maps/place/915%20HILLSIDE%20AVENUE,NEW%20HYDE%20PARK,NY)	Graph	1	\$120,000.00	\$120,000.00	\$120,000.00	\$120,000.00
Totals	Graph	1	\$120,000.00	\$120,000.00	\$120,000.00	\$120,000.00

Latitude: 40.752625 Longitude: -73.975877

Employer Name/Worksite Address	Graph	Count	Mean Wage	Median Wage	Lowest Wage	Highest Wage
AMERICAN TECHNOLOGY CONSULTING, LLC, 245 PARK AVE., NEW YORK, NY (https://www.google.com/maps/place/245%20PARK%20AVE.,NEW%20YORK,NY)	Graph	1	\$85,000.00	\$85,000.00	\$85,000.00	\$85,000.00
SWANKTEK INC, MTA, NEW YORK, NY (https://www.google.com/maps/place/MTA,NEW%20YORK,NY)	Graph	2	\$70,110.50	\$70,000.00	\$70,000.00	\$70,221.00
Totals	Graph	3	\$75,073.67	\$70,221.00	\$70,000.00	\$85,000.00

Latitude: 40.752642 Longitude: -73.994366

Employer Name/Employer Address	Graph	Count	Mean Wage	Median Wage	Lowest Wage	Highest Wage
STAR BRANDS NORTH AMERICA, INC., 333 W. 34TH STREET, NEW YORK, NY (https://www.google.com/maps/place/333%20W.%2034TH%20STREET,NEW%20YORK,NY)	Graph	1	\$129,000.00	\$129,000.00	\$129,000.00	\$129,000.00
THE SEGAL COMPANY, 333 WEST 34TH STREET, NEW YORK, NY (https://www.google.com/maps/place/333%20WEST%2034TH%20STREET,NEW%20YORK,NY)	Graph	2	\$70,221.00	\$70,221.00	\$70,221.00	\$70,221.00
THE SEGAL COMPANY (EASTERN STATES), INC., 333 WEST 34TH STREET, NEW YORK, NY (https://www.google.com/maps/place/333%20WEST%2034TH%20STREET,NEW%20YORK,NY)	Graph	3	\$76,391.33	\$80,870.00	\$57,491.00	\$90,813.00
Totals	Graph	6	\$83,102.67	\$70,221.00	\$57,491.00	\$129,000.00

Employer Name/Worksite Address	Graph	Count	Mean Wage	Median Wage	Lowest Wage	
A-1 TECHNOLOGY, INC., 333 W. 34TH STREET, NEW YORK, NY (https://www.google.com/maps/place/333%20W.%2034TH%20STREET,NEW%20YORK,NY)	Graph	1	\$145,600.00	\$145,600.00	\$145,600.00	\$
LARSEN & TOUBRO INFOTECH LIMITED, 333 WEST 34TH STREET 8TH FLOOR, NEW YORK, NY (https://www.google.com/maps/place/333%20WEST%2034TH%20STREET%208TH%20FLOOR,NEW%20YORK,NY)	Graph	1	\$76,416.00	\$76,416.00	\$76,416.00	\$
LARSEN & TOUBRO INFOTECH LIMITED, CITI, NEW YORK, NY (https://www.google.com/maps/place/CITI,NEW%20YORK,NY)	Graph	1	\$76,416.00	\$76,416.00	\$76,416.00	\$
LARSEN & TOUBRO INFOTECH LIMITED, CITICORP NORTH AMERICA, NEW YORK, NY (https://www.google.com/maps/place/CITICORP%20NORTH%20AMERICA,NEW%20YORK,NY)	Graph	1	\$82,164.00	\$82,164.00	\$82,164.00	\$
LARSEN & TOUBRO INFOTECH LIMITED, CITIGROUP, NEW YORK, NY (https://www.google.com/maps/place/CITIGROUP,NEW%20YORK,NY)	Graph	1	\$75,120.00	\$75,120.00	\$75,120.00	\$
TECHNICAL STRATEGIES INC, 333 W. 34TH STREET, 9TH FLOOR, NEW YORK, NY (https://www.google.com/maps/place/333%20W.%2034TH%20STREET,%209TH%20FLOOR,NEW%20YORK,NY)	Graph	1	\$80,900.00	\$80,900.00	\$80,900.00	\$
ERP ANALYSTS, INC, 333 W. 34TH ST., NEW YORK, NY (https://www.google.com/maps/place/333%20W.%2034TH%20ST.,NEW%20YORK,NY)	Graph	3	\$83,256.00	\$85,000.00	\$72,000.00	\$
ALPHA CLINICAL SYSTEMS, INC, 333 WEST 34TH STREET, NEW YORK, NY (https://www.google.com/maps/place/333%20WEST%2034TH%20STREET,NEW%20YORK,NY)	Graph	13	\$83,241.23	\$76,000.00	\$57,491.00	\$
Totals	Graph	22	\$84,932.73	\$76,416.00	\$57,491.00	\$

Latitude: 40.752663 Longitude: -73.992994

Employer Name/Employer Address	Graph	Count	Mean Wage	Median Wage	Lowest Wage	Highest Wage
RONNETTE RILEY ARCHITECT, 494 EIGHTH AVENUE, NEW YORK, NY (https://www.google.com/maps/place/494%20EIGHTH%20AVENUE,NEW%20YORK,NY)	Graph	1	\$38,900.00	\$38,900.00	\$38,900.00	\$38,900.00
IN PRIVATE, INC., 494 EIGHTH AVE., NEW YORK, NY (https://www.google.com/maps/place/494%20EIGHTH%20AVE.,NEW%20YORK,NY)	Graph	3	\$66,661.33	\$69,992.00	\$60,000.00	\$69,992.00
Totals	Graph	4	\$59,721.00	\$60,000.00	\$38,900.00	\$69,992.00

Employer Name/Worksite Address	Graph	Count	Mean Wage	Median Wage	Lowest Wage	Highest Wage
RONNETTE RILEY ARCHITECT, 494 EIGHTH AVENUE, NEW YORK, NY (https://www.google.com/maps/place/494%20EIGHTH%20AVENUE,NEW%20YORK,NY)	Graph	1	\$38,900.00	\$38,900.00	\$38,900.00	\$38,900.00
IN PRIVATE, INC., 494 EIGHTH AVE., NEW YORK, NY (https://www.google.com/maps/place/494%20EIGHTH%20AVE.,NEW%20YORK,NY)	Graph	3	\$66,661.33	\$69,992.00	\$60,000.00	\$69,992.00
Totals	Graph	4	\$59,721.00	\$60,000.00	\$38,900.00	\$69,992.00

Latitude: 40.752663 Longitude: -73.979306

Employer Name/Employer Address	Graph	Count	Mean Wage	Median Wage	Lowest Wage	High Wa
LAKHANI & JORDAN ENGINEERS, PC, 315 MADISON AVENUE, NEW YORK, NY (https://www.google.com/maps/place/315%20MADISON%20AVENUE,NEW%20YORK,NY)	Graph	1	\$109,200.00	\$109,200.00	\$109,200.00	\$109,200.00
US LEGAL FUND, LLC, 315 MADISON AVENUE, NEW YORK, NY (https://www.google.com/maps/place/315%20MADISON%20AVENUE,NEW%20YORK,NY)	Graph	1	\$55,000.00	\$55,000.00	\$55,000.00	\$55,000.00
SHILLINGTON SCHOOL OF GRAPHIC DESIGN LLC, 315 MADISON AVENUE, NEW YORK, NY (https://www.google.com/maps/place/315%20MADISON%20AVENUE,NEW%20YORK,NY)	Graph	2	\$67,500.00	\$65,000.00	\$65,000.00	\$70,000.00
C2 SPECIAL SITUATIONS GROUP LLC, 315 MADISON AVENUE, NEW YORK, NY (https://www.google.com/maps/place/315%20MADISON%20AVENUE,NEW%20YORK,NY)	Graph	3	\$50,000.00	\$50,000.00	\$50,000.00	\$50,000.00
KEENS MANAGEMENT INC, 315 MADISON AVENUE 3RD FLOOR, NEW YORK, NY (https://www.google.com/maps/place/315%20MADISON%20AVENUE%203RD%20FLOOR,NEW%20YORK,NY)	Graph	4	\$46,675.20	\$46,675.20	\$46,675.20	\$46,675.20
Totals	Graph	11	\$57,809.16	\$50,000.00	\$46,675.20	\$109,200.00

Employer Name/Worksite Address	Graph	Count	Mean Wage	Median Wage	Lowest Wage	Highest Wage
--------------------------------	-------	-------	-----------	-------------	-------------	--------------

Employer Name/Worksite Address	Graph	Count	Mean Wage	Median Wage	Lowest Wage	Highest Wage
SHILLINGTON SCHOOL OF GRAPHIC DESIGN LLC, 315 MADISON AVE, NEW YORK, NY (https://www.google.com/maps/place/315%20MADISON%20AVE,NEW%20YORK,NY)	Graph	1	\$65,000.00	\$65,000.00	\$65,000.00	\$65,000.00
US LEGAL FUND, LLC, 315 MADISON AVE., SUITE 1306, NEW YORK, NY (https://www.google.com/maps/place/315%20MADISON%20AVE.,%20SUITE%201306,NEW%20YORK,NY)	Graph	1	\$55,000.00	\$55,000.00	\$55,000.00	\$55,000.00
VATIC LABS OPERATIONS, LLC, 315 MADISON, NEW YORK CITY, NY (https://www.google.com/maps/place/315%20MADISON,NEW%20YORK%20CITY,NY)	Graph	2	\$275,000.00	\$200,000.00	\$200,000.00	\$350,000.00
SHILLINGTON SCHOOL OF GRAPHIC DESIGN LLC, 315 MADISON AVENUE, NEW YORK, NY (https://www.google.com/maps/place/315%20MADISON%20AVENUE,NEW%20YORK,NY)	Graph	7	\$167,142.86	\$175,000.00	\$70,000.00	\$200,000.00
Totals	Graph	11	\$167,272.73	\$175,000.00	\$55,000.00	\$350,000.00

Latitude: 40.752665 Longitude: -73.831263

Employer Name/Employer Address	Graph	Count	Mean Wage	Median Wage	Lowest Wage	Highest Wage
AMERICAN RESEARCH CENTER FOR IVY LEAGUE EDUCATION INC, 133-26 AVERY AVENUE, FLUSHING, NY (https://www.google.com/maps/place/133-26%20AVERY%20AVENUE,FLUSHING,NY)	Graph	4	\$57,200.00	\$49,920.00	\$47,840.00	\$66,560.00
Totals	Graph	4	\$57,200.00	\$49,920.00	\$47,840.00	\$66,560.00

Employer Name/Worksite Address	Graph	Count	Mean Wage	Median Wage	Lowest Wage	Highest Wage
AMERICAN RESEARCH CENTER FOR IVY LEAGUE EDUCATION INC, 133-26 AVERY AVENUE, FLUSHING, NY (https://www.google.com/maps/place/133-26%20AVERY%20AVENUE,FLUSHING,NY)	Graph	4	\$57,200.00	\$49,920.00	\$47,840.00	\$66,560.00
Totals	Graph	4	\$57,200.00	\$49,920.00	\$47,840.00	\$66,560.00

Latitude: 40.752682 Longitude: -73.993023

Employer Name/Employer Address	Graph	Count	Mean Wage	Median Wage	Lowest Wage	Highest Wage
FINESSE EMBROIDERIES INC., 494 8TH AVENUE, NEW YORK, NY (https://www.google.com/maps/place/494%208TH%20AVENUE,NEW%20YORK,NY)	Graph	1	\$55,764.80	\$55,764.80	\$55,764.80	\$55,764.80
INSTRUMENTAL SERVICES, INC., 494 8TH AVENUE, NEW YORK, NY (https://www.google.com/maps/place/494%208TH%20AVENUE,NEW%20YORK,NY)	Graph	7	\$115,428.57	\$122,000.00	\$82,000.00	\$150,000.00
Totals	Graph	8	\$107,970.60	\$120,000.00	\$55,764.80	\$150,000.00

Employer Name/Worksite Address	Graph	Count	Mean Wage	Median Wage	Lowest Wage	Highest Wage
GALLAGHER & ASSOCIATES, LLC, 494 8TH AVENUE, 11TH FLOOR, NEW YORK, NY (https://www.google.com/maps/place/494%208TH%20AVENUE,%2011TH%20FLOOR,NEW%20YORK,NY)	Graph	1	\$110,000.00	\$110,000.00	\$110,000.00	\$110,000.00
GALLAGHER & ASSOCIATES, LLC, 494 8TH AVENUE, NEW YORK, NY (https://www.google.com/maps/place/494%208TH%20AVENUE,NEW%20YORK,NY)	Graph	12	\$100,897.07	\$115,000.00	\$50,000.00	\$150,000.00
Totals	Graph	13	\$101,597.29	\$115,000.00	\$50,000.00	\$150,000.00

Latitude: 40.752683 Longitude: -73.981386

Employer Name/Employer Address	Graph	Count	Mean Wage	Median Wage	Lowest Wage	Highest Wage
ASHMORE EQUITIES INVESTMENT MANAGEMENT (US) LLC, 475 5TH AVENUE, NEW YORK, NY (https://www.google.com/maps/place/475%205TH%20AVENUE,NEW%20YORK,NY)	Graph	1	\$72,000.00	\$72,000.00	\$72,000.00	\$72,000.00
DAIKIN U.S. CORPORATION, 475 5TH AVENUE, 21ST FLOOR, NEW YORK, NY (https://www.google.com/maps/place/475%205TH%20AVENUE,%2021ST%20FLOOR,NEW%20YORK,NY)	Graph	1	\$50,000.00	\$50,000.00	\$50,000.00	\$50,000.00
IONIC CAPITAL MANAGEMENT LLC, 475 FIFTH AVENUE, 9TH FLOOR, NEW YORK, NY (https://www.google.com/maps/place/475%20FIFTH%20AVENUE,%209TH%20FLOOR,NEW%20YORK,NY)	Graph	1	\$140,000.00	\$140,000.00	\$140,000.00	\$140,000.00

Employer Name/Employer Address	Graph	Count	Mean Wage	Median Wage	Lowest Wage	Highest Wage
KYLIN MANAGEMENT, LLC, 475 FIFTH AVENUE, NEW YORK, NY (https://www.google.com/maps/place/475%20FIFTH%20AVENUE,NEW%20YORK,NY)	Graph	4	\$135,625.00	\$125,000.00	\$92,500.00	\$200,000.00
Totals	Graph	7	\$114,928.57	\$125,000.00	\$50,000.00	\$200,000.00

Employer Name/Worksite Address	Graph	Count	Mean Wage	Median Wage	Lowest Wage	Highest Wage
ASHMORE EQUITIES INVESTMENT MANAGEMENT (US) LLC, 475 FIFTH AVENUE, 15TH FLOOR, NEW YORK, NY (https://www.google.com/maps/place/475%20FIFTH%20AVENUE,%2015TH%20FLOOR,NEW%20YORK,NY)	Graph	1	\$72,000.00	\$72,000.00	\$72,000.00	\$72,000.00
DAIKIN U.S. CORPORATION, 475 5TH AVENUE, 21ST FLOOR, NEW YORK, NY (https://www.google.com/maps/place/475%205TH%20AVENUE,%2021ST%20FLOOR,NEW%20YORK,NY)	Graph	1	\$50,000.00	\$50,000.00	\$50,000.00	\$50,000.00
IONIC CAPITAL MANAGEMENT LLC, 475 FIFTH AVENUE, 9TH FLOOR, NEW YORK, NY (https://www.google.com/maps/place/475%20FIFTH%20AVENUE,%209TH%20FLOOR,NEW%20YORK,NY)	Graph	1	\$140,000.00	\$140,000.00	\$140,000.00	\$140,000.00
STANTEC ARCHITECTURE INC., 475 5TH AVENUE, NEW YORK, NY (https://www.google.com/maps/place/475%205TH%20AVENUE,NEW%20YORK,NY)	Graph	3	\$44,824.07	\$47,008.00	\$39,957.00	\$47,507.00
POPULOUS GROUP, LLC, 475 FIFTH AVENUE, NEW YORK, NY (https://www.google.com/maps/place/475%20FIFTH%20AVENUE,NEW%20YORK,NY)	Graph	7	\$131,373.57	\$125,000.00	\$55,000.00	\$225,000.00
Totals	Graph	13	\$101,237.48	\$92,500.00	\$39,957.00	\$225,000.00

Latitude: 40.752686 Longitude: -73.934177

Employer Name/Employer Address	Graph	Count	Mean Wage	Median Wage	Lowest Wage	Highest Wage
PERSONAL COMMUNICATION CENTER, 39-40 30TH STREET, LONG ISLAND CITY, NY (https://www.google.com/maps/place/39-40%2030TH%20STREET,LONG%20ISLAND%20CITY,NY)	Graph	1	\$62,000.00	\$62,000.00	\$62,000.00	\$62,000.00
Totals	Graph	1	\$62,000.00	\$62,000.00	\$62,000.00	\$62,000.00

Employer Name/Worksite Address	Graph	Count	Mean Wage	Median Wage	Lowest Wage	Highest Wage
PERSONAL COMMUNICATION CENTER, 39-40 30TH STREET, LONG ISLAND CITY, NY (https://www.google.com/maps/place/39-40%2030TH%20STREET,LONG%20ISLAND%20CITY,NY)	Graph	1	\$62,000.00	\$62,000.00	\$62,000.00	\$62,000.00
Totals	Graph	1	\$62,000.00	\$62,000.00	\$62,000.00	\$62,000.00

Latitude: 40.75269 Longitude: -73.985588

Employer Name/Employer Address	Graph	Count	Mean Wage	Median Wage	Lowest Wage
INTERNATIONAL ACADEMIC ALLIANCE INC., 1032 AVENUE OF THE AMERICAS, 4TH FLOOR, NEW YORK, NY (https://www.google.com/maps/place/1032%20AVENUE%20OF%20THE%20AMERICAS,%204TH%20FLOOR,NEW%20YORK,NY)	Graph	1	\$70,220.80	\$70,220.80	\$70,220.80
Totals	Graph	1	\$70,220.80	\$70,220.80	\$70,220.80

Employer Name/Worksite Address	Graph	Count	Mean Wage	Median Wage	Lowest Wage
INTERNATIONAL ACADEMIC ALLIANCE INC., 1032 AVENUE OF THE AMERICAS, 4TH FLOOR, NEW YORK, NY (https://www.google.com/maps/place/1032%20AVENUE%20OF%20THE%20AMERICAS,%204TH%20FLOOR,NEW%20YORK,NY)	Graph	1	\$70,220.80	\$70,220.80	\$70,220.80
Totals	Graph	1	\$70,220.80	\$70,220.80	\$70,220.80

Latitude: 40.752696 Longitude: -74.004154

Employer Name/Employer Address	Graph	Count	Mean Wage	Median Wage	Lowest Wage	Highest Wage
MOREVIEWS INC, 312 11TH AVE, NEW YORK, NY (https://www.google.com/maps/place/312%20%2011TH%20AVE,NEW%20YORK,NY)	Graph	1	\$65,644.80	\$65,644.80	\$65,644.80	\$65,644.80

Employer Name/Employer Address	Graph	Count	Mean Wage	Median Wage	Lowest Wage	Highest Wage
Totals	Graph	1	\$65,644.80	\$65,644.80	\$65,644.80	\$65,644.80

Employer Name/Worksite Address	Graph	Count	Mean Wage	Median Wage	Lowest Wage	Highest Wage
MOREVIEWS INC, 312 11TH AVE, NEW YORK, NY (https://www.google.com/maps/place/312%2011TH%20AVE,NEW%20YORK,NY)	Graph	1	\$65,644.80	\$65,644.80	\$65,644.80	\$65,644.80
Totals	Graph	1	\$65,644.80	\$65,644.80	\$65,644.80	\$65,644.80

Latitude: 40.752731 Longitude: -73.990934

Employer Name/Employer Address	Graph	Count	Mean Wage	Median Wage	Lowest Wage	Highest Wage
JRM CONSTRUCTION MANAGEMENT, LLC, 242 WEST 36TH STREET, NEW YORK, NY (https://www.google.com/maps/place/242%20WEST%2036TH%20STREET,NEW%20YORK,NY)	Graph	1	\$72,467.00	\$72,467.00	\$72,467.00	\$72,467.00
Totals	Graph	1	\$72,467.00	\$72,467.00	\$72,467.00	\$72,467.00

Employer Name/Worksite Address	Graph	Count	Mean Wage	Median Wage	Lowest Wage	Highest Wage
FORA FINANCIAL LLC, 242 W. 36 STREET, NEW YORK, NY (https://www.google.com/maps/place/242%20W.%2036%20STREET,NEW%20YORK,NY)	Graph	1	\$46,675.00	\$46,675.00	\$46,675.00	\$46,675.00
JRM CONSTRUCTION MANAGEMENT, LLC, 242 WEST 36TH STREET, NEW YORK, NY (https://www.google.com/maps/place/242%20WEST%2036TH%20STREET,NEW%20YORK,NY)	Graph	1	\$72,467.00	\$72,467.00	\$72,467.00	\$72,467.00
Totals	Graph	2	\$59,571.00	\$46,675.00	\$46,675.00	\$72,467.00

Latitude: 40.752763 Longitude: -73.975005

Employer Name/Employer Address	Graph	Count	Mean Wage	Median Wage	Lowest Wage	Highest Wage
COHNREZNICK CAPITAL MARKETS SECURITIES, LLC, 420 LEXINGTON AVENUE, NEW YORK, NY (https://www.google.com/maps/place/420%20LEXINGTON%20AVENUE,NEW%20YORK,NY)	Graph	1	\$96,000.00	\$96,000.00	\$96,000.00	\$96,000.00
COREBLOX, LLC, 420 LEXINGTON AVENUE, SUITE 455, NEW YORK, NY (https://www.google.com/maps/place/420%20LEXINGTON%20AVENUE,%20SUITE%20455,NEW%20YORK,NY)	Graph	1	\$120,000.00	\$120,000.00	\$120,000.00	\$120,000.00
JJMK INTERNATIONAL INC, 420 LEXINGTON AVE, SUITE 855, NEW YORK, NY (https://www.google.com/maps/place/420%20LEXINGTON%20AVE,%20SUITE%20855,NEW%20YORK,NY)	Graph	1	\$104,000.00	\$104,000.00	\$104,000.00	\$104,000.00
KOREA HEALTH INDUSTRY DEVELOPMENT INSTITUTE, 420 LEXINGTON AVE, NEW YORK, NY (https://www.google.com/maps/place/420%20LEXINGTON%20AVE,NEW%20YORK,NY)	Graph	1	\$47,985.60	\$47,985.60	\$47,985.60	\$47,985.60
LAZAR PARTNERS LTD, 420 LEXINGTON AVENUE, SUITE 830, NEW YORK, NY (https://www.google.com/maps/place/420%20LEXINGTON%20AVENUE,%20SUITE%20830,NEW%20YORK,NY)	Graph	1	\$57,500.00	\$57,500.00	\$57,500.00	\$57,500.00
PRESS BUILDERS, INC., 420 LEXINGTON AVENUE, NEW YORK, NY (https://www.google.com/maps/place/420%20LEXINGTON%20AVENUE,NEW%20YORK,NY)	Graph	1	\$140,000.00	\$140,000.00	\$140,000.00	\$140,000.00
QUANT GLOBAL CAPITAL ADVISORS, LLC, 420 LEXINGTON AVENUE, SUITE 601, NEW YORK, NY (https://www.google.com/maps/place/420%20LEXINGTON%20AVENUE,%20SUITE%20601,NEW%20YORK,NY)	Graph	1	\$75,000.00	\$75,000.00	\$75,000.00	\$75,000.00
SL GREEN MANAGEMENT LLC, 420 LEXINGTON AVE, NEW YORK, NY (https://www.google.com/maps/place/420%20LEXINGTON%20AVE,NEW%20YORK,NY)	Graph	1	\$130,000.00	\$130,000.00	\$130,000.00	\$130,000.00
BLUEPOINT STRATEGY INC, 420 LEXINGTON AVENUE SUITE 300, NEW YORK, NY (https://www.google.com/maps/place/420%20LEXINGTON%20AVENUE%20SUITE%20300,NEW%20YORK,NY)	Graph	2	\$72,363.20	\$72,363.20	\$72,363.20	\$72,363.20
SMART TRADE TECHNOLOGIES USA LLC, 420 LEXINGTON AVENUE, NEW YORK, NY (https://www.google.com/maps/place/420%20LEXINGTON%20AVENUE,NEW%20YORK,NY)	Graph	2	\$76,294.50	\$59,821.00	\$59,821.00	\$92,700.00
TSR CONSULTING SERVICES, INC., 420 LEXINGTON AVENUE, NEW YORK, NY (https://www.google.com/maps/place/420%20LEXINGTON%20AVENUE,NEW%20YORK,NY)	Graph	2	\$151,000.00	\$120,000.00	\$120,000.00	\$182,000.00
WINMILL SOFTWARE, INC., 420 LEXINGTON AVENUE, SUITE 455, NEW YORK, NY (https://www.google.com/maps/place/420%20LEXINGTON%20AVENUE,%20SUITE%20455,NEW%20YORK,NY)	Graph	2	\$119,500.00	\$114,000.00	\$114,000.00	\$125,000.00
WOLFE RESEARCH, LLC, 420 LEXINGTON AVENUE, NEW YORK, NY (https://www.google.com/maps/place/420%20LEXINGTON%20AVENUE,NEW%20YORK,NY)	Graph	2	\$127,580.00	\$95,160.00	\$95,160.00	\$160,000.00

Employer Name/Employer Address	Graph	Count	Mean Wage	Median Wage	Lowest Wage	Highest Wage
SHIMOMURA & CO., CPAS, P.C., 420 LEXINGTON AVENUE, NEW YORK, NY (https://www.google.com/maps/place/420%20LEXINGTON%20AVENUE,NEW%20YORK,NY)	Graph	5	\$63,106.00	\$59,000.00	\$55,765.00	\$85,000.00
PRIDE TECHNOLOGIES LLC, 420 LEXINGTON AVENUE, NEW YORK, NY (https://www.google.com/maps/place/420%20LEXINGTON%20AVENUE,NEW%20YORK,NY)	Graph	6	\$194,729.60	\$128,960.00	\$60,320.00	\$520,000.00
Totals	Graph	29	\$115,443.74	\$95,160.00	\$47,985.60	\$520,000.00

Employer Name/Worksite Address	Graph	Count	Mean Wage	Median Wage	Lowest Wage	Highest Wage
ENTERPRISE CONSULTING SERVICES, INC., 420 LEXINGTON AVE, NY, NEW YORK, NY (https://www.google.com/maps/place/420%20LEXINGTON%20AVE,%20%20NY,NEW%20YORK,NY)	Graph	1	\$56,000.00	\$56,000.00	\$56,000.00	\$56,000.00
JJMK INTERNATIONAL INC, 420 LEXINGTON AVE, SUITE 855, NEW YORK, NY (https://www.google.com/maps/place/420%20LEXINGTON%20AVE,%20SUITE%20855,NEW%20YORK,NY)	Graph	1	\$104,000.00	\$104,000.00	\$104,000.00	\$104,000.00
LAZAR PARTNERS LTD, 420 LEXINGTON AVENUE, SUITE 830, NEW YORK, NY (https://www.google.com/maps/place/420%20LEXINGTON%20AVENUE,%20SUITE%20830,NEW%20YORK,NY)	Graph	1	\$57,500.00	\$57,500.00	\$57,500.00	\$57,500.00
QUANT GLOBAL CAPITAL ADVISORS, LLC, 420 LEXINGTON AVENUE, SUITE 601, NEW YORK, NY (https://www.google.com/maps/place/420%20LEXINGTON%20AVENUE,%20SUITE%20601,NEW%20YORK,NY)	Graph	1	\$75,000.00	\$75,000.00	\$75,000.00	\$75,000.00
BLUEPOINT STRATEGY INC, 420 LEXINGTON AVE, STE 300, NEW YROK, NY (https://www.google.com/maps/place/420%20LEXINGTON%20AVE,%20STE%20300,NEW%20YROK,NY)	Graph	2	\$72,363.20	\$72,363.20	\$72,363.20	\$72,363.20
COREBLOX, LLC, 420 LEXINGTON AVENUE, SUITE 455, NEW YORK, NY (https://www.google.com/maps/place/420%20LEXINGTON%20AVENUE,%20SUITE%20455,NEW%20YORK,NY)	Graph	3	\$119,666.67	\$120,000.00	\$114,000.00	\$125,000.00
FIRST TEK, INC., 420 LEXINGTON AVE (22ND FLOOR),, NEW YORK, NY (https://www.google.com/maps/place/420%20LEXINGTON%20AVE%20(22ND%20FLOOR),,NEW%20YORK,NY)	Graph	3	\$63,333.33	\$60,000.00	\$60,000.00	\$70,000.00
MARLABS, INC., 420 LEXINGTON AVE, NEW YORK, NY (https://www.google.com/maps/place/420%20LEXINGTON%20AVE,NEW%20YORK,NY)	Graph	6	\$97,537.60	\$75,800.00	\$47,985.60	\$140,000.00
PRESS BUILDERS, INC., 420 LEXINGTON AVENUE, NEW YORK, NY (https://www.google.com/maps/place/420%20LEXINGTON%20AVENUE,NEW%20YORK,NY)	Graph	14	\$93,195.29	\$85,000.00	\$55,765.00	\$160,000.00
Totals	Graph	32	\$89,880.81	\$75,800.00	\$47,985.60	\$160,000.00

Latitude: 40.752764 Longitude: -73.989257

Employer Name/Employer Address	Graph	Count	Mean Wage	Median Wage	Lowest Wage	Highest Wage
PEARL GLOBAL INDUSTRIES LIMITED, 499 7TH AVENUE, NEW YORK, NY (https://www.google.com/maps/place/499%207TH%20AVENUE,NEW%20YORK,NY)	Graph	1	\$81,203.00	\$81,203.00	\$81,203.00	\$81,203.00
ROSS & ASMAR LLC, 499 7TH AVENUE, NEW YORK, NY (https://www.google.com/maps/place/499%207TH%20AVENUE,NEW%20YORK,NY)	Graph	1	\$39,354.00	\$39,354.00	\$39,354.00	\$39,354.00
PAPER CUT CLOTHING LLC., 499 7TH AVE. 2ND FLOOR, NEW YORK, NY (https://www.google.com/maps/place/499%207TH%20AVE.%202ND%20FLOOR,NEW%20YORK,NY)	Graph	2	\$54,454.50	\$38,917.00	\$38,917.00	\$69,992.00
Totals	Graph	4	\$57,366.50	\$39,354.00	\$38,917.00	\$81,203.00

Employer Name/Worksite Address	Graph	Count	Mean Wage	Median Wage	Lowest Wage	Highest Wage
PAPER CUT CLOTHING LLC., 499 7TH AVE. 2ND FLOOR, NEW YORK, NY (https://www.google.com/maps/place/499%207TH%20AVE.%202ND%20FLOOR,NEW%20YORK,NY)	Graph	2	\$54,454.50	\$38,917.00	\$38,917.00	\$69,992.00
Totals	Graph	2	\$54,454.50	\$38,917.00	\$38,917.00	\$69,992.00

Latitude: 40.752804 Longitude: -73.637453

Employer Name/Employer Address	Graph	Count	Mean Wage	Median Wage	Lowest Wage	Highest Wage
NEW YORK AUTO DEPOT INC, 15 WINDSOR COURT, MINEOLA, NY (https://www.google.com/maps/place/15%20WINDSOR%20COURT,MINEOLA,NY)	Graph	2	\$50,960.00	\$39,520.00	\$39,520.00	\$62,400.00
NEW YORK AUTO DEPOT INC., 15 WINDSOR COURT, MINEOLA, NY (https://www.google.com/maps/place/15%20WINDSOR%20COURT,MINEOLA,NY)	Graph	2	\$48,880.00	\$39,520.00	\$39,520.00	\$58,240.00

Employer Name/Employer Address	Graph	Count	Mean Wage	Median Wage	Lowest Wage	Highest Wage
Totals	Graph	4	\$49,920.00	\$39,520.00	\$39,520.00	\$62,400.00

Employer Name/Worksite Address	Graph	Count	Mean Wage	Median Wage	Lowest Wage	Highest Wage
NEW YORK AUTO DEPOT INC, 15 WINDSOR COURT, MINEOLA, NY (https://www.google.com/maps/place/15%20WINDSOR%20COURT,MINEOLA,NY)	Graph	4	\$49,920.00	\$39,520.00	\$39,520.00	\$62,400.00
Totals	Graph	4	\$49,920.00	\$39,520.00	\$39,520.00	\$62,400.00

Latitude: 40.752815 Longitude: -73.983458

Employer Name/Employer Address	Graph	Count	Mean Wage	Median Wage	Lowest Wage	Highest Wage
STELLA AND CHARLES GUTTMAN COMMUNITY COLLEGE, CUNY, 50 WEST 40TH STREET, NEW YORK, NY (https://www.google.com/maps/place/50%20WEST%2040TH%20STREET,NEW%20YORK,NY)	Graph	4	\$82,584.75	\$84,354.00	\$68,351.00	\$88,817.00
Totals	Graph	4	\$82,584.75	\$84,354.00	\$68,351.00	\$88,817.00

Employer Name/Worksite Address	Graph	Count	Mean Wage	Median Wage	Lowest Wage	Highest Wage
STELLA AND CHARLES GUTTMAN COMMUNITY COLLEGE, CUNY, 50 WEST 40TH STREET, NEW YORK, NY (https://www.google.com/maps/place/50%20WEST%2040TH%20STREET,NEW%20YORK,NY)	Graph	4	\$82,584.75	\$84,354.00	\$68,351.00	\$88,817.00
Totals	Graph	4	\$82,584.75	\$84,354.00	\$68,351.00	\$88,817.00

Latitude: 40.752827 Longitude: -73.974958

Employer Name/Employer Address	Graph	Count	Mean Wage	Median Wage	Lowest Wage	Highest Wage
ASPIRE DOWN UNDER LLC, 441 LEXINGTON AVENUE, NEW YORK, NY (https://www.google.com/maps/place/441%20LEXINGTON%20AVENUE,NEW%20YORK,NY)	Graph	1	\$40,000.00	\$40,000.00	\$40,000.00	\$40,000.00
INSTITUTIONAL CAPITAL NETWORK INC., 441 LEXINGTON AVENUE, NEW YORK, NY (https://www.google.com/maps/place/441%20LEXINGTON%20AVENUE,NEW%20YORK,NY)	Graph	1	\$164,500.00	\$164,500.00	\$164,500.00	\$164,500.00
GLOBAL DATA PUBLICATIONS, INC., 441 LEXINGTON AVENUE, NEW YORK, NY (https://www.google.com/maps/place/441%20LEXINGTON%20AVENUE,NEW%20YORK,NY)	Graph	2	\$56,992.00	\$50,128.00	\$50,128.00	\$63,856.00
ICAPITAL NETWORK, INC., 441 LEXINGTON AVENUE, NEW YORK, NY (https://www.google.com/maps/place/441%20LEXINGTON%20AVENUE,NEW%20YORK,NY)	Graph	2	\$70,221.00	\$70,221.00	\$70,221.00	\$70,221.00
Totals	Graph	6	\$76,487.67	\$63,856.00	\$40,000.00	\$164,500.00

Employer Name/Worksite Address	Graph	Count	Mean Wage	Median Wage	Lowest Wage	Highest Wage
GLOBAL DATA PUBLICATIONS, INC., 441 LEXINGTON AVE., NEW YORK, NY (https://www.google.com/maps/place/441%20LEXINGTON%20AVE.,NEW%20YORK,NY)	Graph	1	\$50,128.00	\$50,128.00	\$50,128.00	\$50,128.00
INSTITUTIONAL CAPITAL NETWORK INC., 441 LEXINGTON AVENUE, NEW YORK, NY (https://www.google.com/maps/place/441%20LEXINGTON%20AVENUE,NEW%20YORK,NY)	Graph	5	\$81,759.60	\$70,221.00	\$40,000.00	\$164,500.00
Totals	Graph	6	\$76,487.67	\$63,856.00	\$40,000.00	\$164,500.00

Latitude: 40.752842 Longitude: -73.989364

Employer Name/Employer Address	Graph	Count	Mean Wage	Median Wage	Lowest Wage	Highest Wage
LIQUIDNET HOLDINGS, INC, 498 SEVENTH AVENUE, NEW YORK, NY (https://www.google.com/maps/place/498%20SEVENTH%20AVENUE,NEW%20YORK,NY)	Graph	1	\$145,000.00	\$145,000.00	\$145,000.00	\$145,000.00
LIQUIDNET HOLDINGS, INC., 498 7TH AVENUE, NEW YORK, NY (https://www.google.com/maps/place/498%207TH%20AVENUE,NEW%20YORK,NY)	Graph	1	\$117,000.00	\$117,000.00	\$117,000.00	\$117,000.00

Employer Name/Employer Address	Graph	Count	Mean Wage	Median Wage	Lowest Wage	Highest Wage
MEDIACOM WORLDWIDE LLC, 498 7TH AVENUE, NEW YORK, NY (https://www.google.com/maps/place/498%207TH%20AVENUE,NEW%20YORK,NY)	Graph	1	\$105,000.00	\$105,000.00	\$105,000.00	\$105,000.00
MINDSHARE USA LLC, 498 7TH AVE, NEW YORK, NY (https://www.google.com/maps/place/498%207TH%20AVE,NEW%20YORK,NY)	Graph	1	\$85,000.00	\$85,000.00	\$85,000.00	\$85,000.00
CB INFORMATION SERVICES, INC., 498 SEVENTH AVENUE, NEW YORK, NY (https://www.google.com/maps/place/498%20SEVENTH%20AVENUE,NEW%20YORK,NY)	Graph	2	\$72,500.00	\$70,000.00	\$70,000.00	\$75,000.00
GROUPM WORLDWIDE, LLC, 498 SEVENTH AVENUE, NEW YORK, NY (https://www.google.com/maps/place/498%20SEVENTH%20AVENUE,NEW%20YORK,NY)	Graph	2	\$112,500.00	\$110,000.00	\$110,000.00	\$115,000.00
MAXUS COMMUNICATIONS LLC, 498 7TH AVENUE, NEW YORK, NY (https://www.google.com/maps/place/498%207TH%20AVENUE,NEW%20YORK,NY)	Graph	2	\$63,000.00	\$56,000.00	\$56,000.00	\$70,000.00
MAXUS COMMUNICATIONS LLC, 498 SEVENTH AVENUE, NEW YORK, NY (https://www.google.com/maps/place/498%20SEVENTH%20AVENUE,NEW%20YORK,NY)	Graph	2	\$85,000.00	\$80,000.00	\$80,000.00	\$90,000.00
CATALYST ONLINE LLC, 498 7TH AVENUE, NEW YORK, NY (https://www.google.com/maps/place/498%207TH%20AVENUE,NEW%20YORK,NY)	Graph	3	\$83,333.33	\$87,500.00	\$47,500.00	\$115,000.00
MINDSHARE USA LLC, 498 SEVENTH AVENUE, NEW YORK, NY (https://www.google.com/maps/place/498%20SEVENTH%20AVENUE,NEW%20YORK,NY)	Graph	3	\$80,000.00	\$80,000.00	\$55,000.00	\$105,000.00
GROUPM WORLDWIDE LLC, 498 7TH AVENUE, NEW YORK, NY (https://www.google.com/maps/place/498%207TH%20AVENUE,NEW%20YORK,NY)	Graph	5	\$95,496.00	\$100,980.00	\$78,000.00	\$110,500.00
MINDSHARE USA LLC, 498 7TH AVENUE, NEW YORK, NY (https://www.google.com/maps/place/498%207TH%20AVENUE,NEW%20YORK,NY)	Graph	7	\$89,264.29	\$95,000.00	\$55,000.00	\$120,000.00
MEDIACOM WORLDWIDE, LLC, 498 SEVENTH AVENUE, NEW YORK, NY (https://www.google.com/maps/place/498%20SEVENTH%20AVENUE,NEW%20YORK,NY)	Graph	8	\$69,250.00	\$60,000.00	\$50,000.00	\$88,000.00
GROUPM WORLDWIDE LLC, 498 SEVENTH AVENUE, NEW YORK, NY (https://www.google.com/maps/place/498%20SEVENTH%20AVENUE,NEW%20YORK,NY)	Graph	18	\$87,888.89	\$80,000.00	\$65,000.00	\$135,000.00
Totals	Graph	56	\$86,541.61	\$85,000.00	\$47,500.00	\$145,000.00

Employer Name/Worksite Address	Graph	Count	Mean Wage	Median Wage	Lowest Wage	Highest Wage
IT DIVISION INC, SIEMENS, NEWYORK CITY, NY (https://www.google.com/maps/place/SIEMENS,NEWYORK%20CITY,NY)	Graph	1	\$60,000.00	\$60,000.00	\$60,000.00	\$60,000.00
IT DIVISION, INC., SIEMENS, NEW YORK CITY, NY (https://www.google.com/maps/place/SIEMENS,NEW%20YORK%20CITY,NY)	Graph	1	\$60,000.00	\$60,000.00	\$60,000.00	\$60,000.00
SVK TECHNOLOGY SOLUTIONS, INC., 498 7TH AVENUE, NEW YORK CITY, NY (https://www.google.com/maps/place/498%207TH%20AVENUE,NEW%20YORK%20CITY,NY)	Graph	1	\$92,800.00	\$92,800.00	\$92,800.00	\$92,800.00
HCL AMERICA, INC., 498 7TH AVE, NEW YORK, NY (https://www.google.com/maps/place/498%207TH%20AVE,NEW%20YORK,NY)	Graph	2	\$83,397.50	\$75,795.00	\$75,795.00	\$91,000.00
TECH MAHINDRA (AMERICAS),INC., 498 SEVENTH AVE, NEW YORK, NY (https://www.google.com/maps/place/498%20SEVENTH%20AVE,NEW%20YORK,NY)	Graph	2	\$84,073.50	\$74,277.00	\$74,277.00	\$93,870.00
CATALYST ONLINE LLC, 498 7TH AVENUE, NEW YORK, NY (https://www.google.com/maps/place/498%207TH%20AVENUE,NEW%20YORK,NY)	Graph	21	\$86,253.57	\$75,795.00	\$55,000.00	\$120,000.00
MAXUS COMMUNICATIONS LLC, 498 SEVENTH AVENUE, NEW YORK, NY (https://www.google.com/maps/place/498%20SEVENTH%20AVENUE,NEW%20YORK,NY)	Graph	22	\$85,666.75	\$80,000.00	\$50,000.00	\$155,730.71
Totals	Graph	50	\$84,874.71	\$78,937.80	\$50,000.00	\$155,730.71

Latitude: 40.752843 Longitude: -73.927121

Employer Name/Employer Address	Graph	Count	Mean Wage	Median Wage	Lowest Wage	Highest Wage
OVERSEAS MEDIA NETWORKS, INC., 36-01 37TH AVENUE, LONG ISLAND CITY, NY (https://www.google.com/maps/place/36-01%2037TH%20AVENUE,LONG%20ISLAND%20CITY,NY)	Graph	1	\$143,749.00	\$143,749.00	\$143,749.00	\$143,749.00
OVERSEAS MEDIA, INC., 36-01 37TH AVENUE, LONG ISLAND CITY, NY (https://www.google.com/maps/place/36-01%2037TH%20AVENUE,LONG%20ISLAND%20CITY,NY)	Graph	1	\$146,453.00	\$146,453.00	\$146,453.00	\$146,453.00
Totals	Graph	2	\$145,101.00	\$143,749.00	\$143,749.00	\$146,453.00

Employer Name/Worksite Address	Graph	Count	Mean Wage	Median Wage	Lowest Wage	Highest Wage
OVERSEAS MEDIA, INC., 36-01 37TH AVENUE, LONG ISLAND CITY, NY (https://www.google.com/maps/place/36-01%2037TH%20AVENUE, LONG%20ISLAND%20CITY, NY)	Graph	1	\$146,453.00	\$146,453.00	\$146,453.00	\$146,453.00
Totals	Graph	1	\$146,453.00	\$146,453.00	\$146,453.00	\$146,453.00

Latitude: 40.752871 Longitude: -73.983592

Employer Name/Employer Address	Graph	Count	Mean Wage	Median Wage	Lowest Wage	Highest Wage
CAREERTU INC., 54 WEST 40TH STREET, NEW YORK, NY (https://www.google.com/maps/place/54%20WEST%2040TH%20STREET, NEW%20YORK, NY)	Graph	1	\$43,680.00	\$43,680.00	\$43,680.00	\$43,680.00
EQUIEM USA LLC, 54 W. 40TH ST., NEW YORK, NY (https://www.google.com/maps/place/54%20W.%2040TH%20ST., NEW%20YORK, NY)	Graph	1	\$63,336.00	\$63,336.00	\$63,336.00	\$63,336.00
HIFU SERVICES INC., 54 W 40TH STREET, SUITE 618, NEW YORK, NY (https://www.google.com/maps/place/54%20W%2040TH%20STREET,%20SUITE%20618, NEW%20YORK, NY)	Graph	1	\$50,600.00	\$50,600.00	\$50,600.00	\$50,600.00
PRIAVA LLC, 54 W. 40TH STREET, NEW YORK, NY (https://www.google.com/maps/place/54%20W.%2040TH%20STREET, NEW%20YORK, NY)	Graph	1	\$125,000.00	\$125,000.00	\$125,000.00	\$125,000.00
REALASSETS CORPORATION, 54 W 40TH STREET, NEW YORK, NY (https://www.google.com/maps/place/54%20W%2040TH%20STREET, NEW%20YORK, NY)	Graph	1	\$65,748.80	\$65,748.80	\$65,748.80	\$65,748.80
REDPATH PARTNERS INC., 54 WEST 40TH STREET, NEW YORK, NY (https://www.google.com/maps/place/54%20WEST%2040TH%20STREET, NEW%20YORK, NY)	Graph	1	\$125,000.00	\$125,000.00	\$125,000.00	\$125,000.00
WIND FINANCIAL INFORMATION LLC, 54 WEST 40TH STREET, NEW YORK, NY (https://www.google.com/maps/place/54%20WEST%2040TH%20STREET, NEW%20YORK, NY)	Graph	1	\$60,000.00	\$60,000.00	\$60,000.00	\$60,000.00
YOU & MR JONES INC., 54 WEST 40TH STREET, NEW YORK, NY (https://www.google.com/maps/place/54%20WEST%2040TH%20STREET, NEW%20YORK, NY)	Graph	1	\$140,000.00	\$140,000.00	\$140,000.00	\$140,000.00
BEYOND MEDIA GLOBAL LLC, 54 WEST 40TH STREET, NEW YORK, NY (https://www.google.com/maps/place/54%20WEST%2040TH%20STREET, NEW%20YORK, NY)	Graph	2	\$83,750.00	\$47,000.00	\$47,000.00	\$120,500.00
Totals	Graph	10	\$84,086.48	\$63,336.00	\$43,680.00	\$140,000.00

Employer Name/Worksite Address	Graph	Count	Mean Wage	Median Wage	Lowest Wage	Highest Wage
EQUIEM USA LLC, 54 W. 40TH ST., NEW YORK, NY (https://www.google.com/maps/place/54%20W.%2040TH%20ST., NEW%20YORK, NY)	Graph	1	\$63,336.00	\$63,336.00	\$63,336.00	\$63,336.00
HIFU SERVICES INC., 54 W 40TH STREET, SUITE 618, NEW YORK, NY (https://www.google.com/maps/place/54%20W%2040TH%20STREET,%20SUITE%20618, NEW%20YORK, NY)	Graph	1	\$50,600.00	\$50,600.00	\$50,600.00	\$50,600.00
PRIAVA LLC, 54 W. 40TH STREET, NEW YORK, NY (https://www.google.com/maps/place/54%20W.%2040TH%20STREET, NEW%20YORK, NY)	Graph	1	\$125,000.00	\$125,000.00	\$125,000.00	\$125,000.00
REALASSETS CORPORATION, 54 W 40TH STREET, NEW YORK, NY (https://www.google.com/maps/place/54%20W%2040TH%20STREET, NEW%20YORK, NY)	Graph	1	\$65,748.80	\$65,748.80	\$65,748.80	\$65,748.80
CAREERTU INC., 54 WEST 40TH STREET, NEW YORK, NY (https://www.google.com/maps/place/54%20WEST%2040TH%20STREET, NEW%20YORK, NY)	Graph	6	\$89,363.33	\$60,000.00	\$43,680.00	\$140,000.00
Totals	Graph	10	\$84,086.48	\$63,336.00	\$43,680.00	\$140,000.00

Latitude: 40.752876 Longitude: -74.004662

Employer Name/Employer Address	Graph	Count	Mean Wage	Median Wage	Lowest Wage	Highest Wage
JEFF KOONS LLC, 601 W. 29TH ST., NEW YORK, NY (https://www.google.com/maps/place/601%20W.%2029TH%20ST., NEW%20YORK, NY)	Graph	1	\$54,688.00	\$54,688.00	\$54,688.00	\$54,688.00
JEFF KOONS LLC, 601 WEST 29TH STREET, NEW YORK, NY (https://www.google.com/maps/place/601%20WEST%2029TH%20STREET, NEW%20YORK, NY)	Graph	1	\$46,280.00	\$46,280.00	\$46,280.00	\$46,280.00
Totals	Graph	2	\$50,484.00	\$46,280.00	\$46,280.00	\$54,688.00

Employer Name/Worksite Address	Graph	Count	Mean Wage	Median Wage	Lowest Wage	Highest Wage
--------------------------------	-------	-------	-----------	-------------	-------------	--------------

Employer Name/Worksite Address	Graph	Count	Mean Wage	Median Wage	Lowest Wage	Highest Wage
JEFF KOONS LLC, 601 W. 29TH STREET, NEW YORK, NY (https://www.google.com/maps/place/601%20W.%2029TH%20STREET,NEW%20YORK,NY)	Graph	2	\$50,484.00	\$46,280.00	\$46,280.00	\$54,688.00
Totals	Graph	2	\$50,484.00	\$46,280.00	\$46,280.00	\$54,688.00

Latitude: 40.752908 Longitude: -73.992858

Employer Name/Employer Address	Graph	Count	Mean Wage	Median Wage	Lowest Wage	Highest Wage
SUPSTAT INC, 500 8TH AVE, NEW YORK, NY (https://www.google.com/maps/place/500%208TH%20AVE,NEW%20YORK,NY)	Graph	7	\$155,166.57	\$200,000.00	\$83,200.00	\$202,966.00
Totals	Graph	7	\$155,166.57	\$200,000.00	\$83,200.00	\$202,966.00

Employer Name/Worksite Address	Graph	Count	Mean Wage	Median Wage	Lowest Wage	Highest Wage
SUPSTAT INC, 500 8TH AVE, NEW YORK, NY (https://www.google.com/maps/place/500%208TH%20AVE,NEW%20YORK,NY)	Graph	7	\$155,166.57	\$200,000.00	\$83,200.00	\$202,966.00
Totals	Graph	7	\$155,166.57	\$200,000.00	\$83,200.00	\$202,966.00

Latitude: 40.752923 Longitude: -73.832506

Employer Name/Employer Address	Graph	Count	Mean Wage	Median Wage	Lowest Wage	Highest Wage
MENUSIFU INC., 4234 COLLEGE POINT BLVD, FLUSHING, NY (https://www.google.com/maps/place/4234%20COLLEGE%20POINT%20BLVD,FLUSHING,NY)	Graph	1	\$67,200.00	\$67,200.00	\$67,200.00	\$67,200.00
Totals	Graph	1	\$67,200.00	\$67,200.00	\$67,200.00	\$67,200.00

Employer Name/Worksite Address	Graph	Count	Mean Wage	Median Wage	Lowest Wage	Highest Wage
MENUSIFU INC., 4234 COLLEGE POINT BLVD, FLUSHING, NY (https://www.google.com/maps/place/4234%20COLLEGE%20POINT%20BLVD,FLUSHING,NY)	Graph	1	\$67,200.00	\$67,200.00	\$67,200.00	\$67,200.00
Totals	Graph	1	\$67,200.00	\$67,200.00	\$67,200.00	\$67,200.00

Latitude: 40.752925 Longitude: -73.992702

Employer Name/Employer Address	Graph	Count	Mean Wage	Median Wage	Lowest Wage	Highest Wage
BLUEDATA INTERNATIONAL, INC., 500 8AVE. SUITE 800, NEW YORK, NY (https://www.google.com/maps/place/500%208AVE.%20SUITE%20800,NEW%20YORK,NY)	Graph	1	\$55,764.80	\$55,764.80	\$55,764.80	\$55,764.80
Totals	Graph	1	\$55,764.80	\$55,764.80	\$55,764.80	\$55,764.80

Employer Name/Worksite Address	Graph	Count	Mean Wage	Median Wage	Lowest Wage	Highest Wage
BLUEDATA INTERNATIONAL, INC., 500 8AVE. SUITE 800, NEW YORK, NY (https://www.google.com/maps/place/500%208AVE.%20SUITE%20800,NEW%20YORK,NY)	Graph	1	\$55,764.80	\$55,764.80	\$55,764.80	\$55,764.80
Totals	Graph	1	\$55,764.80	\$55,764.80	\$55,764.80	\$55,764.80

Latitude: 40.752927 Longitude: -73.969558

Employer Name/Employer Address	Graph	Count	Mean Wage	Median Wage	Lowest Wage	Highest Wage
AMERICAN FEDERATION OF ARTS, 305 E 47TH STREET, NEW YORK, NY (https://www.google.com/maps/place/305%20E%2047TH%20STREET,NEW%20YORK,NY)	Graph	1	\$47,477.00	\$47,477.00	\$47,477.00	\$47,477.00

Employer Name/Employer Address	Graph	Count	Mean Wage	Median Wage	Lowest Wage	Highest Wage
Totals	Graph	1	\$47,477.00	\$47,477.00	\$47,477.00	\$47,477.00

Employer Name/Worksite Address	Graph	Count	Mean Wage	Median Wage	Lowest Wage	Highest Wage
AMERICAN FEDERATION OF ARTS, 305 E 47TH STREET, NEW YORK, NY (https://www.google.com/maps/place/305%20E%2047TH%20STREET,NEW%20YORK,NY)	Graph	1	\$47,477.00	\$47,477.00	\$47,477.00	\$47,477.00
Totals	Graph	1	\$47,477.00	\$47,477.00	\$47,477.00	\$47,477.00

Latitude: 40.752928 Longitude: -73.983727

Employer Name/Employer Address	Graph	Count	Mean Wage	Median Wage	Lowest Wage	Highest Wage
OPTIMATIC MEDIA INC., 58 WEST 40TH STREET, NEW YORK, NY (https://www.google.com/maps/place/58%20WEST%2040TH%20STREET,NEW%20YORK,NY)	Graph	2	\$72,000.00	\$54,000.00	\$54,000.00	\$90,000.00
SOMETHINGDIGITAL.COM LLC, 58 WEST 40TH STREET, NEW YORK, NY (https://www.google.com/maps/place/58%20WEST%2040TH%20STREET,NEW%20YORK,NY)	Graph	2	\$78,249.00	\$72,450.00	\$72,450.00	\$84,048.00
Totals	Graph	4	\$75,124.50	\$72,450.00	\$54,000.00	\$90,000.00

Employer Name/Worksite Address	Graph	Count	Mean Wage	Median Wage	Lowest Wage	Highest Wage
OPTIMATIC MEDIA INC., 58 WEST 40TH STREET, NEW YORK, NY (https://www.google.com/maps/place/58%20WEST%2040TH%20STREET,NEW%20YORK,NY)	Graph	5	\$74,099.60	\$72,450.00	\$54,000.00	\$90,000.00
Totals	Graph	5	\$74,099.60	\$72,450.00	\$54,000.00	\$90,000.00

Latitude: 40.752936 Longitude: -73.660469

Employer Name/Employer Address	Graph	Count	Mean Wage	Median Wage	Lowest Wage	Highest Wage
EYORK CONSULTING INC, 3366 HILLSIDE AVE, NEW HYDE PARK, NY (https://www.google.com/maps/place/3366%20HILLSIDE%20AVE,NEW%20HYDE%20PARK,NY)	Graph	4	\$74,500.00	\$76,000.00	\$70,000.00	\$76,000.00
Totals	Graph	4	\$74,500.00	\$76,000.00	\$70,000.00	\$76,000.00

Employer Name/Worksite Address	Graph	Count	Mean Wage	Median Wage	Lowest Wage	Highest Wage
EYORK CONSULTING INC., 3366 HILLSIDE AVE, SUITE 8, NEW HYDE PARK, NY (https://www.google.com/maps/place/3366%20HILLSIDE%20AVE,%20SUITE%208,NEW%20HYDE%20PARK,NY)	Graph	14	\$60,000.00	\$60,000.00	\$60,000.00	\$60,000.00
Totals	Graph	14	\$60,000.00	\$60,000.00	\$60,000.00	\$60,000.00

Latitude: 40.752946 Longitude: -73.876433

Employer Name/Worksite Address	Graph	Count	Mean Wage	Median Wage	Lowest Wage	Highest Wage
WILLIAMSBURG PHYSICAL THERAPY, PC, 3749 91ST STREET, JACKSON HEIGHTS, NY (https://www.google.com/maps/place/3749%2091ST%20STREET,JACKSON%20HEIGHTS,NY)	Graph	1	\$56,722.00	\$56,722.00	\$56,722.00	\$56,722.00
Totals	Graph	1	\$56,722.00	\$56,722.00	\$56,722.00	\$56,722.00

Latitude: 40.752949 Longitude: -73.989121

Employer Name/Employer Address	Graph	Count	Mean Wage	Median Wage	Lowest Wage	Highest Wage
CAROLINA HERRERA LTD, 501 SEVENTH AVENUE, NEW YORK, NY (https://www.google.com/maps/place/501%20SEVENTH%20AVENUE,NEW%20YORK,NY)	Graph	1	\$70,000.00	\$70,000.00	\$70,000.00	\$70,000.00

Employer Name/Employer Address	Graph	Count	Mean Wage	Median Wage	Lowest Wage	Highest Wage
DELPHA CAPITAL MANAGEMENT, LLC, 501 7TH AVENUE, NEW YORK, NY (https://www.google.com/maps/place/501%207TH%20AVENUE,NEW%20YORK,NY)	Graph	1	\$150,000.00	\$150,000.00	\$150,000.00	\$150,000.00
HANSAE CO. LTD., 501 SEVENTH AVENUE, SUITE 208, NEW YORK, NY (https://www.google.com/maps/place/501%20SEVENTH%20AVENUE,%20SUITE%20208,NEW%20YORK,NY)	Graph	1	\$50,000.00	\$50,000.00	\$50,000.00	\$50,000.00
DELPHA CAPITAL MANAGEMENT, LLC, 501 7TH AVE, NEW YORK, NY (https://www.google.com/maps/place/501%207TH%20AVE,NEW%20YORK,NY)	Graph	3	\$126,666.67	\$150,000.00	\$80,000.00	\$150,000.00
Totals	Graph	6	\$108,333.33	\$80,000.00	\$50,000.00	\$150,000.00

Employer Name/Worksite Address	Graph	Count	Mean Wage	Median Wage	Lowest Wage	Highest Wage
HANSAE CO. LTD., 501 SEVENTH AVENUE, SUITE 208, NEW YORK, NY (https://www.google.com/maps/place/501%20SEVENTH%20AVENUE,%20SUITE%20208,NEW%20YORK,NY)	Graph	1	\$50,000.00	\$50,000.00	\$50,000.00	\$50,000.00
CAROLINA HERRERA LTD, 501 SEVENTH AVENUE, NEW YORK, NY (https://www.google.com/maps/place/501%20SEVENTH%20AVENUE,NEW%20YORK,NY)	Graph	2	\$80,000.00	\$70,000.00	\$70,000.00	\$90,000.00
DELPHA CAPITAL MANAGEMENT, LLC, 501 7TH AVENUE, NEW YORK, NY (https://www.google.com/maps/place/501%207TH%20AVENUE,NEW%20YORK,NY)	Graph	2	\$101,000.00	\$52,000.00	\$52,000.00	\$150,000.00
DELPHA CAPITAL MANAGEMENT, LLC, 501 7TH AVE, NEW YORK, NY (https://www.google.com/maps/place/501%207TH%20AVE,NEW%20YORK,NY)	Graph	3	\$126,666.67	\$150,000.00	\$80,000.00	\$150,000.00
Totals	Graph	8	\$99,000.00	\$80,000.00	\$50,000.00	\$150,000.00

Latitude: 40.75295 Longitude: -73.991455

Employer Name/Employer Address	Graph	Count	Mean Wage	Median Wage	Lowest Wage	Highest Wage
ALTERNATIVE ASSET INVESTMENT MANAGEMENT LLC, 260 WEST 36TH STREET, NEW YORK, NY (https://www.google.com/maps/place/260%20WEST%2036TH%20STREET,NEW%20YORK,NY)	Graph	1	\$50,000.00	\$50,000.00	\$50,000.00	\$50,000.00
ALTERNATIVE ASSET INVESTMENT MANAGEMENT SECURITIES, LLC, 260 WEST 36TH STREET, NEW YORK, NY (https://www.google.com/maps/place/260%20WEST%2036TH%20STREET,NEW%20YORK,NY)	Graph	1	\$50,000.00	\$50,000.00	\$50,000.00	\$50,000.00
NAEEM KHAN LTD, 260 W. 36TH STREET, 10TH FLOOR, NEW YORK, NY (https://www.google.com/maps/place/260%20W.%2036TH%20STREET,%2010TH%20FLOOR,NEW%20YORK,NY)	Graph	1	\$58,198.40	\$58,198.40	\$58,198.40	\$58,198.40
NAEEM KHAN LTD., 260 W. 36TH STREET, NEW YORK, NY (https://www.google.com/maps/place/260%20W.%2036TH%20STREET,NEW%20YORK,NY)	Graph	1	\$83,200.00	\$83,200.00	\$83,200.00	\$83,200.00
WEAR ABOUTS APPAREL INC., 260 WEST 36TH STREET, NEW YORK, NY (https://www.google.com/maps/place/260%20WEST%2036TH%20STREET,NEW%20YORK,NY)	Graph	1	\$82,160.00	\$82,160.00	\$82,160.00	\$82,160.00
Totals	Graph	5	\$64,711.68	\$58,198.40	\$50,000.00	\$83,200.00

Employer Name/Worksite Address	Graph	Count	Mean Wage	Median Wage	Lowest Wage	Highest Wage
NAEEM KHAN LTD, 260 W. 36TH STREET, 10TH FLOOR, NEW YORK, NY (https://www.google.com/maps/place/260%20W.%2036TH%20STREET,%2010TH%20FLOOR,NEW%20YORK,NY)	Graph	1	\$58,198.40	\$58,198.40	\$58,198.40	\$58,198.40
NAEEM KHAN LTD., 260 W. 36TH STREET, NEW YORK, NY (https://www.google.com/maps/place/260%20W.%2036TH%20STREET,NEW%20YORK,NY)	Graph	1	\$83,200.00	\$83,200.00	\$83,200.00	\$83,200.00
ALTERNATIVE ASSET INVESTMENT MANAGEMENT LLC, 260 WEST 36TH STREET, NEW YORK, NY (https://www.google.com/maps/place/260%20WEST%2036TH%20STREET,NEW%20YORK,NY)	Graph	3	\$60,720.00	\$50,000.00	\$50,000.00	\$82,160.00
Totals	Graph	5	\$64,711.68	\$58,198.40	\$50,000.00	\$83,200.00

Latitude: 40.752954 Longitude: -73.978637

Employer Name/Employer Address	Graph	Count	Mean Wage	Median Wage	Lowest Wage	Highest Wage
3I CORPORATION, 60 E 42ND STREET, NEW YORK, NY (https://www.google.com/maps/place/60%20E%2042ND%20STREET,NEW%20YORK,NY)	Graph	1	\$253,298.00	\$253,298.00	\$253,298.00	\$253,298.00
ACOUSTIC DISTINCTIONS, INC., 60 EAST 42ND STREET, SUITE 2036, NEW YORK, NY (https://www.google.com/maps/place/60%20EAST%2042ND%20STREET,%20SUITE%202036,NEW%20YORK,NY)	Graph	1	\$56,000.00	\$56,000.00	\$56,000.00	\$56,000.00

Employer Name/Employer Address	Graph	Count	Mean Wage	Median Wage	Lowest Wage	h
BTS USA, INC., 60 E. 42ND STREET, NEW YORK, NY (https://www.google.com/maps/place/60%20E.%2042ND%20STREET,NEW%20YORK,NY)	Graph	1	\$85,000.00	\$85,000.00	\$85,000.00	\$
HABIB BANK LIMITED NEW YORK, 60 EAST 42ND STREET, NEW YORK, NY (https://www.google.com/maps/place/60%20EAST%2042ND%20STREET,NEW%20YORK,NY)	Graph	1	\$120,000.00	\$120,000.00	\$120,000.00	\$1
HAVER ANALYTICS, INC., 60 EAST 42ND STREET, NEW YORK, NY (https://www.google.com/maps/place/60%20EAST%2042ND%20STREET,NEW%20YORK,NY)	Graph	1	\$57,491.00	\$57,491.00	\$57,491.00	\$:
HEIDNER LAW FIRM, P.C., 60 EAST 42ND STREET, SUITE 3200, NEW YORK, NY (https://www.google.com/maps/place/60%20EAST%2042ND%20STREET,%20SUITE%203200,NEW%20YORK,NY)	Graph	1	\$115,000.00	\$115,000.00	\$115,000.00	\$1
KLARACON LLC, 60 EAST 42ND ST., NEW YORK, NY (https://www.google.com/maps/place/60%20EAST%2042ND%20ST.,NEW%20YORK,NY)	Graph	1	\$90,000.00	\$90,000.00	\$90,000.00	\$:
LUCIAN C. CHEN, ESQ. PLLC, 60 EAST 42ND STREET, NEW YORK, NY (https://www.google.com/maps/place/60%20EAST%2042ND%20STREET,NEW%20YORK,NY)	Graph	1	\$62,400.00	\$62,400.00	\$62,400.00	\$:
MEGALITH CAPITAL MANAGEMENT II LLC, 60 E. 42ND STREET, ROOM 3110, NEW YORK, NY (https://www.google.com/maps/place/60%20E.%2042ND%20STREET,%20ROOM%203110,NEW%20YORK,NY)	Graph	1	\$110,000.00	\$110,000.00	\$110,000.00	\$1
RUTTER ASSOCIATES LLC, 60 E 42ND STREET, NEW YORK, NY (https://www.google.com/maps/place/60%20E%2042ND%20STREET,NEW%20YORK,NY)	Graph	1	\$80,000.00	\$80,000.00	\$80,000.00	\$:
T. LIN & ASSOCIATE, ATTORNEYS AT LAW (TLA LAW), PLLC, 60 E. 42ND STREET, 46TH FLOOR, NEW YORK, NY (https://www.google.com/maps/place/60%20E.%2042ND%20STREET,%2046TH%20FLOOR,NEW%20YORK,NY)	Graph	1	\$45,843.20	\$45,843.20	\$45,843.20	\$:
LUCIAN C. CHEN, ESQ. PLLC, 60 EAST 42ND STREET, NEW YORK, NY (https://www.google.com/maps/place/60%20EAST%2042ND%20STREET,NEW%20YORK,NY)	Graph	2	\$57,200.00	\$52,000.00	\$52,000.00	\$:
TLA LAW, ATTORNEYS AT LAW, PLLC, 60 EAST 42ND STREET, NEW YORK, NY (https://www.google.com/maps/place/60%20EAST%2042ND%20STREET,NEW%20YORK,NY)	Graph	3	\$79,123.20	\$79,123.20	\$79,123.20	\$:
GERSON LEHRMAN GROUP, INC., 60 EAST 42ND STREET, 3RD FLOOR, NEW YORK, NY (https://www.google.com/maps/place/60%20EAST%2042ND%20STREET,%203RD%20FLOOR,NEW%20YORK,NY)	Graph	5	\$153,000.00	\$145,000.00	\$100,000.00	\$2
Totals	Graph	21	\$104,371.51	\$85,000.00	\$45,843.20	\$2

Employer Name/Worksite Address	Graph	Count	Mean Wage	Median Wage	Lowest Wage	h
COMPUNNEL SOFTWARE GROUP, INC., 60 E 42ND ST STE 535, NEW YORK, NY (https://www.google.com/maps/place/60%20E%2042ND%20ST%20STE%20535,NEW%20YORK,NY)	Graph	1	\$64,815.00	\$64,815.00	\$64,815.00	\$:
GLASSRATNER ADVISORY & CAPITAL GROUP, 60 EAST 42ND STREET, SUITE 1062, NEW YORK, NY (https://www.google.com/maps/place/60%20EAST%2042ND%20STREET,%20SUITE%201062,NEW%20YORK,NY)	Graph	1	\$95,000.00	\$95,000.00	\$95,000.00	\$:
IMBELLUS INC., 60 EAST 42ND STREET, 3RD FLOOR, NEW YORK, NY (https://www.google.com/maps/place/60%20EAST%2042ND%20STREET,%203RD%20FLOOR,NEW%20YORK,NY)	Graph	1	\$90,000.00	\$90,000.00	\$90,000.00	\$:
MEGALITH CAPITAL MANAGEMENT II LLC, 60 E. 42ND STREET, ROOM 3110, NEW YORK, NY (https://www.google.com/maps/place/60%20E.%2042ND%20STREET,%20ROOM%203110,NEW%20YORK,NY)	Graph	1	\$110,000.00	\$110,000.00	\$110,000.00	\$1
T. LIN & ASSOCIATE, ATTORNEYS AT LAW (TLA LAW), PLLC, 60 E. 42ND STREET, 46TH FLOOR, NEW YORK, NY (https://www.google.com/maps/place/60%20E.%2042ND%20STREET,%2046TH%20FLOOR,NEW%20YORK,NY)	Graph	1	\$45,843.20	\$45,843.20	\$45,843.20	\$:
BTS USA, INC., 60 E. 42ND STREET, NEW YORK, NY (https://www.google.com/maps/place/60%20E.%2042ND%20STREET,NEW%20YORK,NY)	Graph	3	\$64,000.00	\$60,000.00	\$47,000.00	\$:
RUTTER ASSOCIATES LLC, 60 E 42ND STREET, NEW YORK, NY (https://www.google.com/maps/place/60%20E%2042ND%20STREET,NEW%20YORK,NY)	Graph	3	\$132,532.67	\$80,000.00	\$64,300.00	\$2
CONNOR GROUP, INC., 60 EAST 42ND STREET, NEW YORK, NY (https://www.google.com/maps/place/60%20EAST%2042ND%20STREET,NEW%20YORK,NY)	Graph	38	\$106,782.28	\$95,000.00	\$52,000.00	\$2
Totals	Graph	49	\$103,122.10	\$95,000.00	\$45,843.20	\$2

Latitude: 40.752975 Longitude: -73.985754

Employer Name/Employer Address	Graph	Count	Mean Wage	Median Wage	Lowest Wage	Highest Wage
JANOUPAKTER LLC, 108 WEST 39TH STREET, NEW YORK, NY (https://www.google.com/maps/place/108%20WEST%2039TH%20STREET,NEW%20YORK,NY)	Graph	1	\$60,000.00	\$60,000.00	\$60,000.00	\$60,000.00
SW LAW GROUP, P.C., 108 WEST 39TH ST., NEW YORK, NY (https://www.google.com/maps/place/108%20WEST%2039TH%20ST.,NEW%20YORK,NY)	Graph	2	\$57,314.40	\$48,900.80	\$48,900.80	\$65,728.00
Totals	Graph	3	\$58,209.60	\$60,000.00	\$48,900.80	\$65,728.00

Employer Name/Worksite Address	Graph	Count	Mean Wage	Median Wage	Lowest Wage	Highest Wage
JANOU PAKTER LLC, 108 WEST 39TH STREET, NEW YORK, NY (https://www.google.com/maps/place/108%20WEST%2039TH%20STREET,NEW%20YORK,NY)	Graph	1	\$60,000.00	\$60,000.00	\$60,000.00	\$60,000.00
SW LAW GROUP, P.C., 108 WEST 39TH ST., NEW YORK, NY (https://www.google.com/maps/place/108%20WEST%2039TH%20ST.,NEW%20YORK,NY)	Graph	2	\$57,314.40	\$48,900.80	\$48,900.80	\$65,728.00
Totals	Graph	3	\$58,209.60	\$60,000.00	\$48,900.80	\$65,728.00

Latitude: 40.752981 Longitude: -73.987214

Employer Name/Employer Address	Graph	Count	Mean Wage	Median Wage	Lowest Wage	Highest Wage
JUMP DESIGN GROUP, 1400 BROADWAY 2ND FLOOR, NEW YORK, NY (https://www.google.com/maps/place/1400%20BROADWAY%202ND%20FLOOR,NEW%20YORK,NY)	Graph	1	\$42,889.60	\$42,889.60	\$42,889.60	\$42,889.60
MARAN, INC., 1400 BROADWAY, NEW YORK, NY (https://www.google.com/maps/place/1400%20BROADWAY,NEW%20YORK,NY)	Graph	1	\$52,000.00	\$52,000.00	\$52,000.00	\$52,000.00
FCB WORLDWIDE, INC., 1400 BROADWAY, NEW YORK, NY (https://www.google.com/maps/place/1400%20BROADWAY,NEW%20YORK,NY)	Graph	2	\$55,602.00	\$54,000.00	\$54,000.00	\$57,204.00
EXTRA SPORTSWEAR INC., 1400 BROADWAY, NEW YORK, NY (https://www.google.com/maps/place/1400%20BROADWAY,NEW%20YORK,NY)	Graph	3	\$62,389.33	\$64,584.00	\$58,000.00	\$64,584.00
ON DECK CAPITAL, INC., 1400 BROADWAY, NEW YORK, NY (https://www.google.com/maps/place/1400%20BROADWAY,NEW%20YORK,NY)	Graph	20	\$102,625.00	\$100,000.00	\$70,000.00	\$150,000.00
Totals	Graph	27	\$90,583.76	\$90,000.00	\$42,889.60	\$150,000.00

Employer Name/Worksite Address	Graph	Count	Mean Wage	Median Wage	Lowest Wage	Highest Wage
JUMP DESIGN GROUP, 1400 BROADWAY 2ND FLOOR, NEW YORK, NY (https://www.google.com/maps/place/1400%20BROADWAY%202ND%20FLOOR,NEW%20YORK,NY)	Graph	1	\$42,889.60	\$42,889.60	\$42,889.60	\$42,889.60
MOTT MACDONALD HOLDINGS, INC., 1400 BROADWAY, 30TH FLOOR, NEW YORK CITY, NY (https://www.google.com/maps/place/1400%20BROADWAY,%2030TH%20FLOOR,NEW%20YORK%20CITY,NY)	Graph	1	\$75,483.00	\$75,483.00	\$75,483.00	\$75,483.00
ON DECK CAPITAL, INC., 1400 BROADWAY,, NEW YORK, NY (https://www.google.com/maps/place/1400%20BROADWAY,,NEW%20YORK,NY)	Graph	1	\$82,500.00	\$82,500.00	\$82,500.00	\$82,500.00
VERIFONE, INC., 1400 BROADWAY STREET, NEW YORK, NY (https://www.google.com/maps/place/1400%20BROADWAY%20STREET,NEW%20YORK,NY)	Graph	1	\$164,382.00	\$164,382.00	\$164,382.00	\$164,382.00
MARAN, INC., 1400 BROADWAY, NEW YORK, NY (https://www.google.com/maps/place/1400%20BROADWAY,NEW%20YORK,NY)	Graph	36	\$87,435.33	\$90,000.00	\$50,000.00	\$150,000.00
Totals	Graph	40	\$87,823.17	\$90,000.00	\$42,889.60	\$164,382.00

Latitude: 40.752989 Longitude: -73.985368

Employer Name/Employer Address	Graph	Count	Mean Wage	Median Wage	Lowest Wage	Highest Wage
BRIGHTIDEA, INC., 1040 AVENUE OF THE AMERICAS, NEW YORK, NY (https://www.google.com/maps/place/1040%20AVENUE%20OF%20THE%20AMERICAS,NEW%20YORK,NY)	Graph	1	\$111,405.00	\$111,405.00	\$111,405.00	\$111,405.00
LADAS & PARRY, LLP, 1040 AVENUE OF THE AMERICAS, NEW YORK, NY (https://www.google.com/maps/place/1040%20AVENUE%20OF%20THE%20AMERICAS,NEW%20YORK,NY)	Graph	1	\$80,000.00	\$80,000.00	\$80,000.00	\$80,000.00
Totals	Graph	2	\$95,702.50	\$80,000.00	\$80,000.00	\$111,405.00

Employer Name/Worksite Address	Graph	Count	Mean Wage	Median Wage	Lowest Wage	Highest Wage
PARAM HEALTHCARE & IT SERVICES, INC, 1040 AVENUE OF THE AMERICAS, NY, NY (https://www.google.com/maps/place/1040%20AVENUE%20OF%20THE%20AMERICAS,NY,NY)	Graph	1	\$55,910.40	\$55,910.40	\$55,910.40	\$55,910.40
DHI GROUP INC., 1040 AVENUE OF THE AMERICAS, NEW YORK, NY (https://www.google.com/maps/place/1040%20AVENUE%20OF%20THE%20AMERICAS,NEW%20YORK,NY)	Graph	6	\$109,567.50	\$110,000.00	\$80,000.00	\$132,000.00
Totals	Graph	7	\$101,902.20	\$110,000.00	\$55,910.40	\$132,000.00

Latitude: 40.752999 Longitude: -73.99123

Employer Name/Employer Address	Graph	Count	Mean Wage	Median Wage	Lowest Wage	Highest Wage
ATLAS ENVIRONMENTAL LAB, CORP, 255 WEST 36TH STREET, SUITE 1503, NEW YORK, NY (https://www.google.com/maps/place/255%20WEST%2036TH%20STREET,%20SUITE%201503,NEW%20YORK,NY)	Graph	1	\$75,000.00	\$75,000.00	\$75,000.00	\$75,000.00
CAMBRIDGE SECURITIES LLC, 255 WEST 36TH STREET, NEW YORK, NY (https://www.google.com/maps/place/255%20WEST%2036TH%20STREET,NEW%20YORK,NY)	Graph	1	\$65,749.00	\$65,749.00	\$65,749.00	\$65,749.00
SUN DIAMOND INC BBA SUN SOURCE, 255 WEST 36TH STREET, NEW YORK, NY (https://www.google.com/maps/place/255%20WEST%2036TH%20STREET,NEW%20YORK,NY)	Graph	1	\$65,000.00	\$65,000.00	\$65,000.00	\$65,000.00
Totals	Graph	3	\$68,583.00	\$65,749.00	\$65,000.00	\$75,000.00

Employer Name/Worksite Address	Graph	Count	Mean Wage	Median Wage	Lowest Wage	Highest Wage
BEACON CONSULTING GROUP INC., 255 WEST 36TH STREET, SUITE 202, NEW YORK, NY (https://www.google.com/maps/place/255%20WEST%2036TH%20STREET,%20SUITE%20202,NEW%20YORK,NY)	Graph	1	\$72,500.00	\$72,500.00	\$72,500.00	\$72,500.00
CAMBRIDGE SECURITIES LLC, 255 WEST 36TH STREET, NEW YORK, NY (https://www.google.com/maps/place/255%20WEST%2036TH%20STREET,NEW%20YORK,NY)	Graph	2	\$65,374.50	\$65,000.00	\$65,000.00	\$65,749.00
Totals	Graph	3	\$67,749.67	\$65,749.00	\$65,000.00	\$72,500.00

Latitude: 40.753027 Longitude: -73.989228

Employer Name/Employer Address	Graph	Count	Mean Wage	Median Wage	Lowest Wage	Highest Wage
KINEMS INC., 500 7TH AVENUE, NEW YORK, NY (https://www.google.com/maps/place/500%207TH%20AVENUE,NEW%20YORK,NY)	Graph	1	\$80,000.00	\$80,000.00	\$80,000.00	\$80,000.00
TOURO COLLEGE AND UNIVERSITY SYSTEMS, 500 SEVENTH AVENUE, NEW YORK, NY (https://www.google.com/maps/place/500%20SEVENTH%20AVENUE,NEW%20YORK,NY)	Graph	1	\$45,000.00	\$45,000.00	\$45,000.00	\$45,000.00
TOURO COLLEGE, 500 SEVENTH AVE., SUITE 527, NEW YORK, NY (https://www.google.com/maps/place/500%20SEVENTH%20AVE.,%20SUITE%20527,NEW%20YORK,NY)	Graph	2	\$72,200.00	\$50,900.00	\$50,900.00	\$93,500.00
TOURO COLLEGE, 500 SEVENTH AVENUE, NEW YORK, NY (https://www.google.com/maps/place/500%20SEVENTH%20AVENUE,NEW%20YORK,NY)	Graph	2	\$79,123.20	\$79,123.20	\$79,123.20	\$79,123.20
Totals	Graph	6	\$71,274.40	\$79,123.20	\$45,000.00	\$93,500.00

Employer Name/Worksite Address	Graph	Count	Mean Wage	Median Wage	Lowest Wage	Highest Wage
BROADVIEW NEWORK HOLDINGS, INC., 500 7TH AVE, NEW YORK, NY (https://www.google.com/maps/place/500%207TH%20AVE,NEW%20YORK,NY)	Graph	1	\$61,402.00	\$61,402.00	\$61,402.00	\$61,402.00
TOURO COLLEGE, 500 SEVENTH AVENUE, NEW YORK, NY (https://www.google.com/maps/place/500%20SEVENTH%20AVENUE,NEW%20YORK,NY)	Graph	2	\$79,123.20	\$79,123.20	\$79,123.20	\$79,123.20
HENNINGSON, DURHAM & RICHARDSON, PC, 500 7TH AVENUE, NEW YORK, NY (https://www.google.com/maps/place/500%207TH%20AVENUE,NEW%20YORK,NY)	Graph	8	\$106,462.59	\$85,446.40	\$76,689.60	\$210,017.60
Totals	Graph	11	\$97,395.37	\$82,680.00	\$61,402.00	\$210,017.60

Latitude: 40.753031 Longitude: -73.974019

Employer Name/Employer Address	Graph	Count	Mean Wage	Median Wage	Lowest Wage	Highest Wage
ARAB BANKING CORPORATION (B.S.C.), 140 EAST 45TH STREET, NEW YORK, NY (https://www.google.com/maps/place/140%20EAST%2045TH%20STREET,NEW%20YORK,NY)	Graph	1	\$65,000.00	\$65,000.00	\$65,000.00	\$65,000.00
EINHORN FAMILY CHARITABLE TRUST, 140 EAST 45TH STREET, NEW YORK, NY (https://www.google.com/maps/place/140%20EAST%2045TH%20STREET,NEW%20YORK,NY)	Graph	1	\$120,000.00	\$120,000.00	\$120,000.00	\$120,000.00
LOTUS CAPITAL PARTNERS, LLC, 140 EAST 45TH STREET, NEW YORK, NY (https://www.google.com/maps/place/140%20EAST%2045TH%20STREET,NEW%20YORK,NY)	Graph	1	\$140,000.00	\$140,000.00	\$140,000.00	\$140,000.00
MOORELAND HOLDINGS LLC, 140 EAST 45TH STREET, NEW YORK, NY (https://www.google.com/maps/place/140%20EAST%2045TH%20STREET,NEW%20YORK,NY)	Graph	1	\$75,000.00	\$75,000.00	\$75,000.00	\$75,000.00

Employer Name/Employer Address	Graph	Count	Mean Wage	Median Wage	Lowest Wage
ONDRA PARTNERS, 140 EAST 45TH STREET, 41ST FLOOR, NEW YORK, NY (https://www.google.com/maps/place/140%20EAST%2045TH%20STREET,%2041ST%20FLOOR,NEW%20YORK,NY)	Graph	1	\$85,000.00	\$85,000.00	\$85,000.00
PAXOS TECHNOLOGY SOLUTIONS, LLC, 140 EAST 45TH STREET, NEW YORK, NY (https://www.google.com/maps/place/140%20EAST%2045TH%20STREET,NEW%20YORK,NY)	Graph	1	\$140,000.00	\$140,000.00	\$140,000.00
SPORTTU LLC, 140 EAST 45TH STREET, NEW YORK, NY (https://www.google.com/maps/place/140%20EAST%2045TH%20STREET,NEW%20YORK,NY)	Graph	1	\$177,091.00	\$177,091.00	\$177,091.00
GUARDHILL FINANCIAL CORPORATION, 140 EAST 45TH STREET, NEW YORK, NY (https://www.google.com/maps/place/140%20EAST%2045TH%20STREET,NEW%20YORK,NY)	Graph	2	\$42,500.00	\$42,500.00	\$42,500.00
ATLAS ADVISORS, LLC, 140 EAST 45TH STREET, NEW YORK, NY (https://www.google.com/maps/place/140%20EAST%2045TH%20STREET,NEW%20YORK,NY)	Graph	3	\$78,333.33	\$80,000.00	\$75,000.00
BANORTE-IXE SECURITIES INTERNATIONAL LTD., 140 EAST 45TH STREET, NEW YORK, NY (https://www.google.com/maps/place/140%20EAST%2045TH%20STREET,NEW%20YORK,NY)	Graph	3	\$115,000.00	\$115,000.00	\$115,000.00
Totals	Graph	15	\$97,806.07	\$85,000.00	\$42,500.00

Employer Name/Worksite Address	Graph	Count	Mean Wage	Median Wage	Lowest Wage	Highest Wage
CIGNA HEALTH AND LIFE INSURANCE COMPANY, 140 EAST 45TH ST., NEW YORK, NY (https://www.google.com/maps/place/140%20EAST%2045TH%20ST.,NEW%20YORK,NY)	Graph	1	\$65,000.00	\$65,000.00	\$65,000.00	\$65,000.00
ZS ASSOCIATES, INC., 140 E 45TH STREET, NEW YORK, NY (https://www.google.com/maps/place/140%20E%2045TH%20STREET,NEW%20YORK,NY)	Graph	6	\$100,216.67	\$92,700.00	\$72,000.00	\$133,000.00
LOTUS CAPITAL PARTNERS, LLC, 140 EAST 45TH STREET, NEW YORK, NY (https://www.google.com/maps/place/140%20EAST%2045TH%20STREET,NEW%20YORK,NY)	Graph	38	\$89,256.84	\$84,864.00	\$42,500.00	\$140,000.00
Totals	Graph	45	\$90,179.11	\$84,864.00	\$42,500.00	\$140,000.00

Latitude: 40.75304 Longitude: -73.97271




Employer Name/Worksite Address	Graph	Count	Mean Wage	Median Wage	Lowest Wage	Highest Wage
FOCUZMINDZ, INC., 633, 3RD AVENUE, NEW YORK, NY (https://www.google.com/maps/place/633,%203RD%20AVENUE,NEW%20YORK,NY)	Graph	1	\$84,864.00	\$84,864.00	\$84,864.00	\$84,864.00
NETROCON SYSTEMS LLC, 633, 3RD AVENUE, NEW YORK CITY, NY (https://www.google.com/maps/place/633,%203RD%20AVENUE,NEW%20YORK%20CITY,NY)	Graph	1	\$98,000.00	\$98,000.00	\$98,000.00	\$98,000.00
TATA CONSULTANCY SERVICES LIMITED, 711, 3RD AVENUE, NEW YORK, NY (https://www.google.com/maps/place/711,%203RD%20AVENUE,NEW%20YORK,NY)	Graph	19	\$79,953.11	\$90,376.00	\$65,645.00	\$90,376.00
Totals	Graph	21	\$81,046.33	\$90,376.00	\$65,645.00	\$98,000.00








Latitude: 40.753068 Longitude: -73.984104

Employer Name/Worksite Address	Graph	Count	Mean Wage	Median Wage	Lowest Wage	Highest Wage
LUCID TECHNOLOGIES,LLC, 58 W,40TH STREET, NEW YORK, NY (https://www.google.com/maps/place/58%20W,40TH%20STREET,NEW%20YORK,NY)	Graph	1	\$60,000.00	\$60,000.00	\$60,000.00	\$60,000.00
Totals	Graph	1	\$60,000.00	\$60,000.00	\$60,000.00	\$60,000.00

Latitude: 40.75307 Longitude: -73.972687

Employer Name/Employer Address	Graph	Count	Mean Wage	Median Wage	Lowest Wage	Highest Wage
CONTINENTAL INDUSTRIES GROUP, INC., 733 THIRD AVENUE, NEW YORK, NY (https://www.google.com/maps/place/733%20THIRD%20AVENUE,NEW%20YORK,NY)	Graph	1	\$53,500.00	\$53,500.00	\$53,500.00	\$53,500.00
FRENER & REIFER AMERICA INC., 733 3RD AVENUE, NEW YORK, NY (https://www.google.com/maps/place/733%203RD%20AVENUE,NEW%20YORK,NY)	Graph	1	\$73,750.00	\$73,750.00	\$73,750.00	\$73,750.00
FUYI INFORMATION CONSULTING USA INC, 733 3RD AVENUE, 15TH FLOOR, NEW YORK, NY (https://www.google.com/maps/place/733%203RD%20AVENUE,%2015TH%20FLOOR,NEW%20YORK,NY)	Graph	1	\$46,675.20	\$46,675.20	\$46,675.20	\$46,675.20

Employer Name/Employer Address	Graph	Count	Mean Wage	Median Wage	Lowest Wage	Highest Wage
LINKFUN CULTURE & EDUCATION USA INC, 733 3RD AVENUE 15TH FLOOR, NEW YORK, NY (https://www.google.com/maps/place/733%203RD%20AVENUE%2015TH%20FLOOR,NEW%20YORK,NY)		2	\$52,010.40	\$46,675.20	\$46,675.20	\$57,345.60
MIES JANSEN, INC., 733 3RD AVENUE, NEW YORK, NY (https://www.google.com/maps/place/733%203RD%20AVENUE,NEW%20YORK,NY)		2	\$100,000.00	\$100,000.00	\$100,000.00	\$100,000.00
Totals		7	\$68,278.00	\$57,345.60	\$46,675.20	\$100,000.00



Employer Name/Worksite Address	Graph	Count	Mean Wage	Median Wage	Lowest Wage	Highest Wage
FUJITSU AMERICA, INC., 733 THIRD AVE, NEW YORK, NY (https://www.google.com/maps/place/733%20THIRD%20AVE,NEW%20YORK,NY)		1	\$91,325.00	\$91,325.00	\$91,325.00	\$91,325.00
FUYI INFORMATION CONSULTING USA INC, 733 3RD AVENUE, 15TH FLOOR, NEW YORK, NY (https://www.google.com/maps/place/733%203RD%20AVENUE,%2015TH%20FLOOR,NEW%20YORK,NY)		1	\$46,675.20	\$46,675.20	\$46,675.20	\$46,675.20
LINKFUN CULTURE & EDUCATION USA INC, 733 3RD AVENUE 15TH FLOOR, NEW YORK, NY (https://www.google.com/maps/place/733%203RD%20AVENUE%2015TH%20FLOOR,NEW%20YORK,NY)		1	\$46,675.20	\$46,675.20	\$46,675.20	\$46,675.20
LINKFUN CULTURE & EDUCATION USA INC, 733 3RD AVENUE 15TH FLOOR, NEW YROK, NY (https://www.google.com/maps/place/733%203RD%20AVENUE%2015TH%20FLOOR,NEW%20YROK,NY)		1	\$57,345.60	\$57,345.60	\$57,345.60	\$57,345.60
NIHAKI SYSTEMS, INC., 733 3RD AVENUE, NEW YORK, NY (https://www.google.com/maps/place/733%203RD%20AVENUE,NEW%20YORK,NY)		4	\$90,962.50	\$90,100.00	\$73,750.00	\$100,000.00
FUJITSU AMERICA, INC., 733 THIRD AVENUE, NEW YORK, NY (https://www.google.com/maps/place/733%20THIRD%20AVENUE,NEW%20YORK,NY)		114	\$86,533.42	\$91,026.00	\$53,500.00	\$149,573.00
Totals		122	\$85,825.25	\$91,026.00	\$46,675.20	\$149,573.00




Latitude: 40.753076 Longitude: -73.984036

Employer Name/Employer Address	Graph	Count	Mean Wage	Median Wage	Lowest Wage	Highest Wage
AGI PARTNERS LLC, 470 SEVENTH AVENUE, 5TH FL., NEW YORK, NY (https://www.google.com/maps/place/470%20SEVENTH%20AVENUE,%205TH%20FL.,NEW%20YORK,NY)		1	\$70,000.00	\$70,000.00	\$70,000.00	\$70,000.00
Totals		1	\$70,000.00	\$70,000.00	\$70,000.00	\$70,000.00

Employer Name/Worksite Address	Graph	Count	Mean Wage	Median Wage	Lowest Wage	Highest Wage
AGI PARTNERS LLC, 470 SEVENTH AVENUE, 5TH FL., NEW YORK, NY (https://www.google.com/maps/place/470%20SEVENTH%20AVENUE,%205TH%20FL.,NEW%20YORK,NY)		1	\$70,000.00	\$70,000.00	\$70,000.00	\$70,000.00
Totals		1	\$70,000.00	\$70,000.00	\$70,000.00	\$70,000.00

Latitude: 40.753078 Longitude: -73.981099

Employer Name/Employer Address	Graph	Count	Mean Wage	Median Wage	Lowest Wage	Highest Wage
SCURA PALEY SECURITIES LLC, 489 5TH AVENUE, NEW YORK, NY (https://www.google.com/maps/place/489%205TH%20AVENUE,NEW%20YORK,NY)		1	\$150,000.00	\$150,000.00	\$150,000.00	\$150,000.00
Totals		1	\$150,000.00	\$150,000.00	\$150,000.00	\$150,000.00

Employer Name/Worksite Address	Graph	Count	Mean Wage	Median Wage	Lowest Wage	Highest Wage
SCURA PALEY SECURITIES LLC, 489 5TH AVENUE, NEW YORK, NY (https://www.google.com/maps/place/489%205TH%20AVENUE,NEW%20YORK,NY)		1	\$150,000.00	\$150,000.00	\$150,000.00	\$150,000.00
BLACK & VEATCH CORPORATION, 489 FIFTH AVENUE, NEW YORK, NY (https://www.google.com/maps/place/489%20FIFTH%20AVENUE,NEW%20YORK,NY)		2	\$94,369.50	\$78,520.00	\$78,520.00	\$110,219.00
Totals		3	\$112,913.00	\$110,219.00	\$78,520.00	\$150,000.00

Latitude: 40.753094 Longitude: -73.412544

Employer Name/Employer Address	Graph	Count	Mean Wage	Median Wage	Lowest Wage	Highest Wage
WINIC TECHNOLOGIES (U.S.A.), INC, 42 CENTRAL AVE, FARMINGDALE, NY (https://www.google.com/maps/place/42%20CENTRAL%20AVE,FARMINGDALE,NY)	Graph	1	\$60,382.00	\$60,382.00	\$60,382.00	\$60,382.00
Totals	Graph	1	\$60,382.00	\$60,382.00	\$60,382.00	\$60,382.00

Employer Name/Worksite Address	Graph	Count	Mean Wage	Median Wage	Lowest Wage	Highest Wage
WINIC TECHNOLOGIES (U.S.A.), INC, 42 CENTRAL AVE, FARMINGDALE, NY (https://www.google.com/maps/place/42%20CENTRAL%20AVE,FARMINGDALE,NY)	Graph	1	\$60,382.00	\$60,382.00	\$60,382.00	\$60,382.00
Totals	Graph	1	\$60,382.00	\$60,382.00	\$60,382.00	\$60,382.00

Latitude: 40.753097 Longitude: -73.984129

Employer Name/Employer Address	Graph	Count	Mean Wage	Median Wage	Lowest Wage	Highest Wage
AFTER, INC., 70 WEST 40TH STREET, 10TH FLOOR, NEW YORK, NY (https://www.google.com/maps/place/70%20WEST%2040TH%20STREET,%2010TH%20FLOOR,NEW%20YORK,NY)	Graph	1	\$136,000.00	\$136,000.00	\$136,000.00	\$136,000.00
GEMS AMERICAS, INC., 70 W 40TH STREET, NEW YORK, NY (https://www.google.com/maps/place/70%20W%2040TH%20STREET,NEW%20YORK,NY)	Graph	1	\$70,000.00	\$70,000.00	\$70,000.00	\$70,000.00
GEMS THE EDUCATION PARTNERS INC., 70 W 40TH STREET, NEW YORK, NY (https://www.google.com/maps/place/70%20W%2040TH%20STREET,NEW%20YORK,NY)	Graph	1	\$70,000.00	\$70,000.00	\$70,000.00	\$70,000.00
LITTLE GEMS INTERNATIONAL (BELDEN) INC., 70 W 40TH STREET, NEW YORK, NY (https://www.google.com/maps/place/70%20W%2040TH%20STREET,NEW%20YORK,NY)	Graph	1	\$70,000.00	\$70,000.00	\$70,000.00	\$70,000.00
FULCRUM ANALYTICS, INC., 70 WEST 40TH STREET, NEW YORK, NY (https://www.google.com/maps/place/70%20WEST%2040TH%20STREET,NEW%20YORK,NY)	Graph	2	\$75,000.00	\$75,000.00	\$75,000.00	\$75,000.00
Totals	Graph	6	\$82,666.67	\$70,000.00	\$70,000.00	\$70,000.00

Employer Name/Worksite Address	Graph	Count	Mean Wage	Median Wage	Lowest Wage	Highest Wage
AFTER, INC., 70 WEST 40TH STREET, 10TH FLOOR, NEW YORK, NY (https://www.google.com/maps/place/70%20WEST%2040TH%20STREET,%2010TH%20FLOOR,NEW%20YORK,NY)	Graph	1	\$136,000.00	\$136,000.00	\$136,000.00	\$136,000.00
MARS ADVERTISING CO INC, 70 WEST 40TH ST., NEW YORK, NY (https://www.google.com/maps/place/70%20WEST%2040TH%20ST.,NEW%20YORK,NY)	Graph	1	\$40,000.00	\$40,000.00	\$40,000.00	\$40,000.00
GEMS CHICAGO, INC., 70 W 40TH STREET, NEW YORK, NY (https://www.google.com/maps/place/70%20W%2040TH%20STREET,NEW%20YORK,NY)	Graph	3	\$70,000.00	\$70,000.00	\$70,000.00	\$70,000.00
FULCRUM ANALYTICS, INC., 70 WEST 40TH STREET, NEW YORK, NY (https://www.google.com/maps/place/70%20WEST%2040TH%20STREET,NEW%20YORK,NY)	Graph	4	\$71,250.00	\$70,000.00	\$65,000.00	\$70,000.00
Totals	Graph	9	\$74,555.56	\$70,000.00	\$40,000.00	\$70,000.00

Latitude: 40.753103 Longitude: -73.989905

Employer Name/Employer Address	Graph	Count	Mean Wage	Median Wage	Lowest Wage	Highest Wage
THE KATIROLL COMPANY INC., 222 W. 37TH STREET, 14TH FLOOR, NEW YORK, NY (https://www.google.com/maps/place/222%20W.%2037TH%20STREET,%2014TH%20FLOOR,NEW%20YORK,NY)	Graph	1	\$76,960.00	\$76,960.00	\$76,960.00	\$76,960.00
Totals	Graph	1	\$76,960.00	\$76,960.00	\$76,960.00	\$76,960.00

Employer Name/Worksite Address	Graph	Count	Mean Wage	Median Wage	Lowest Wage	Highest Wage
THE KATIROLL COMPANY INC., 222 W 37TH STREET, 14TH FLOOR, NEW YORK, NY (https://www.google.com/maps/place/222%20W%2037TH%20STREET,%2014TH%20FLOOR,NEW%20YORK,NY)	Graph	1	\$76,960.00	\$76,960.00	\$76,960.00	\$76,960.00
Totals	Graph	1	\$76,960.00	\$76,960.00	\$76,960.00	\$76,960.00

Latitude: 40.753109 Longitude: -73.992712

Employer Name/Worksite Address	Graph	Count	Mean Wage	Median Wage	Lowest Wage	Highest Wage
JUSTIN SONG, CPA, PLLC, 555 8TH AVENUE SUITE#1710, NEW YORK, NY (https://www.google.com/maps/place/555%208TH%20AVENUE%20SUITE#1710,NEW%20YORK,NY)	Graph	1	\$58,240.00	\$58,240.00	\$58,240.00	\$58,240.00
Totals	Graph	1	\$58,240.00	\$58,240.00	\$58,240.00	\$58,240.00

Latitude: 40.753111 Longitude: -73.985443

Employer Name/Employer Address	Graph	Count	Mean Wage	Median Wage	Lowest Wage	Highest Wage
BANK OF CHINA NEW YORK BRANCH, 1045 AVENUE OF THE AMERICAS, NEW YORK, NY (https://www.google.com/maps/place/1045%20AVENUE%20OF%20THE%20AMERICAS,NEW%20YORK,NY)	Graph	2	\$86,658.50	\$85,000.00	\$85,000.00	\$88,317.00
BANK OF CHINA, 1045 AVENUE OF THE AMERICAS, NEW YORK, NY (https://www.google.com/maps/place/1045%20AVENUE%20OF%20THE%20AMERICAS,NEW%20YORK,NY)	Graph	68	\$54,934.90	\$47,590.00	\$46,675.00	\$125,000.00
Totals	Graph	70	\$55,841.29	\$47,590.00	\$46,675.00	\$125,000.00

Employer Name/Worksite Address	Graph	Count	Mean Wage	Median Wage	Lowest Wage	Highest Wage
INFINITY CONSULTING SOLUTIONS, INC., 1045 6TH AVENUE, NEW YORK, NY (https://www.google.com/maps/place/1045%206TH%20AVENUE,NEW%20YORK,NY)	Graph	1	\$66,726.40	\$66,726.40	\$66,726.40	\$66,726.40
KFORCE INC., 1045 6TH AVE, NEW YORK, NY (https://www.google.com/maps/place/1045%206TH%20AVE,NEW%20YORK,NY)	Graph	20	\$69,274.40	\$65,748.80	\$65,748.80	\$72,800.00
BANK OF CHINA, 1045 AVENUE OF THE AMERICAS, NEW YORK, NY (https://www.google.com/maps/place/1045%20AVENUE%20OF%20THE%20AMERICAS,NEW%20YORK,NY)	Graph	69	\$55,935.51	\$47,590.00	\$46,675.00	\$125,000.00
Totals	Graph	90	\$59,019.60	\$50,939.00	\$46,675.00	\$125,000.00

Latitude: 40.753128 Longitude: -73.996413

Employer Name/Employer Address	Graph	Count	Mean Wage	Median Wage	Lowest Wage	Highest Wage
B&H PHOTO VIDEO-PRO AUDIO INC., 420 NINTH AVENUE, NEW YORK, NY (https://www.google.com/maps/place/420%20NINTH%20AVENUE,NEW%20YORK,NY)	Graph	5	\$117,600.00	\$113,000.00	\$85,000.00	\$140,000.00
Totals	Graph	5	\$117,600.00	\$113,000.00	\$85,000.00	\$140,000.00

Employer Name/Worksite Address	Graph	Count	Mean Wage	Median Wage	Lowest Wage	Highest Wage
B&H PHOTO VIDEO-PRO AUDIO INC., 420 NINTH AVENUE, NEW YORK, NY (https://www.google.com/maps/place/420%20NINTH%20AVENUE,NEW%20YORK,NY)	Graph	3	\$122,000.00	\$113,000.00	\$113,000.00	\$140,000.00
Totals	Graph	3	\$122,000.00	\$113,000.00	\$113,000.00	\$140,000.00

Latitude: 40.753155 Longitude: -73.974883

Employer Name/Employer Address	Graph	Count	Mean Wage	Median Wage	Lowest Wage	Hi V
EVERYTOWN FOR GUN SAFETY SUPPORT FUND INC, 450 LEXINGTON AVENUE, NEW YORK, NY (https://www.google.com/maps/place/450%20LEXINGTON%20AVENUE,NEW%20YORK,NY)	Graph	1	\$70,000.00	\$70,000.00	\$70,000.00	\$70
FLAMINGO CUSTOMER EXPERIENCE INC., 450 LEXINGTON AVENUE, 4TH FLOOR, NEW YORK, NY (https://www.google.com/maps/place/450%20LEXINGTON%20AVENUE,%204TH%20FLOOR,NEW%20YORK,NY)	Graph	1	\$101,150.00	\$101,150.00	\$101,150.00	\$10
HENTSU LLC, 450 LEXINGTON AVENUE, NEW YORK CITY, NY (https://www.google.com/maps/place/450%20LEXINGTON%20AVENUE,NEW%20YORK%20CITY,NY)	Graph	1	\$120,000.00	\$120,000.00	\$120,000.00	\$120
ICELANDIC PROVISIONS, INC., 450 LEXINGTON AVENUE, NEW YORK, NY (https://www.google.com/maps/place/450%20LEXINGTON%20AVENUE,NEW%20YORK,NY)	Graph	1	\$225,000.00	\$225,000.00	\$225,000.00	\$225
RSG MEDIA SYSTEMS, LLC, 450 LEXINGTON AVE, NEW YORK, NY (https://www.google.com/maps/place/450%20LEXINGTON%20AVE,NEW%20YORK,NY)	Graph	1	\$70,500.00	\$70,500.00	\$70,500.00	\$70
RUSSELL REYNOLDS ASSOCIATES, INC., 450 LEXINGTON AVENUE, NEW YORK, NY (https://www.google.com/maps/place/450%20LEXINGTON%20AVENUE,NEW%20YORK,NY)	Graph	1	\$135,000.00	\$135,000.00	\$135,000.00	\$135

Employer Name/Employer Address	Graph	Count	Mean Wage	Median Wage	Lowest Wage	Highest Wage
WARBURG PINCUS LLC, 450 LEXINGTON AVE, NEW YORK, NY (https://www.google.com/maps/place/450%20LEXINGTON%20AVE,NEW%20YORK,NY)	Graph	1	\$350,000.00	\$350,000.00	\$350,000.00	\$350,000.00
DAVIS POLK AND WARDWELL LLP, 450 LEXINGTON AVENUE, NEW YORK, NY (https://www.google.com/maps/place/450%20LEXINGTON%20AVENUE,NEW%20YORK,NY)	Graph	2	\$185,000.00	\$180,000.00	\$180,000.00	\$190,000.00
EVERYTOWN FOR GUN SAFETY SUPPORT FUND INC, 450 LEXINGTON AVENUE #4184, NEW YORK, NY (https://www.google.com/maps/place/450%20LEXINGTON%20AVENUE%20#4184,NEW%20YORK,NY)	Graph	2	\$78,300.00	\$78,300.00	\$78,300.00	\$78,300.00
RSG MEDIA SYSTEMS, LLC, 450 LEXINGTON AVENUE, NEW YORK, NY (https://www.google.com/maps/place/450%20LEXINGTON%20AVENUE,NEW%20YORK,NY)	Graph	4	\$161,960.00	\$148,000.00	\$119,840.00	\$200,000.00
DAVIS POLK & WARDWELL LLP, 450 LEXINGTON AVENUE, NEW YORK, NY (https://www.google.com/maps/place/450%20LEXINGTON%20AVENUE,NEW%20YORK,NY)	Graph	23	\$194,347.83	\$180,000.00	\$180,000.00	\$260,000.00
Totals	Graph	38	\$176,739.21	\$180,000.00	\$70,000.00	\$350,000.00

Employer Name/Worksite Address	Graph	Count	Mean Wage	Median Wage	Lowest Wage	Highest Wage
FLAMINGO CUSTOMER EXPERIENCE INC., 450 LEXINGTON AVENUE, 4TH FLOOR, NEW YORK, NY (https://www.google.com/maps/place/450%20LEXINGTON%20AVENUE,%204TH%20FLOOR,NEW%20YORK,NY)	Graph	1	\$101,150.00	\$101,150.00	\$101,150.00	\$101,150.00
HENTSU LLC, 450 LEXINGTON AVENUE, NEW YORK CITY, NY (https://www.google.com/maps/place/450%20LEXINGTON%20AVENUE,NEW%20YORK%20CITY,NY)	Graph	1	\$120,000.00	\$120,000.00	\$120,000.00	\$120,000.00
MARLABS, INC., 450 LEXINGTON AVENUE, 12TH FLOOR, NEW YORK, NY (https://www.google.com/maps/place/450%20LEXINGTON%20AVENUE,%2012TH%20FLOOR,NEW%20YORK,NY)	Graph	1	\$75,800.00	\$75,800.00	\$75,800.00	\$75,800.00
DAVIS POLK AND WARDWELL LLP, 450 LEXINGTON AVENUE, NEW YORK, NY (https://www.google.com/maps/place/450%20LEXINGTON%20AVENUE,NEW%20%20YORK,NY)	Graph	2	\$185,000.00	\$180,000.00	\$180,000.00	\$190,000.00
ISOFTSTONE, INC., 450 LEXINGTON AVE, NEW YORK, NY (https://www.google.com/maps/place/450%20LEXINGTON%20AVE,NEW%20YORK,NY)	Graph	6	\$66,170.50	\$64,813.00	\$55,910.00	\$75,000.00
EXEC SEARCH, INC., 450 LEXINGTON AVENUE, NEW YORK, NY (https://www.google.com/maps/place/450%20LEXINGTON%20AVENUE,NEW%20YORK,NY)	Graph	37	\$172,407.54	\$180,000.00	\$75,000.00	\$350,000.00
Totals	Graph	48	\$155,063.58	\$180,000.00	\$55,910.00	\$350,000.00

Latitude: 40.75317 Longitude: -73.969884

Employer Name/Employer Address	Graph	Count	Mean Wage	Median Wage	Lowest Wage	Highest Wage
MCCANN-ERICKSON USA, INC., 1 DAG HAMMARSKJOLD PLAZA, NEW YORK, NY (https://www.google.com/maps/place/1%20DAG%20HAMMARSKJOLD%20PLAZA,NEW%20YORK,NY)	Graph	1	\$57,250.00	\$57,250.00	\$57,250.00	\$57,250.00
SECURITY COUNCIL REPORT, ONE DAG HAMMARSKJOLD PLAZA, NEW YORK, NY (https://www.google.com/maps/place/ONE%20DAG%20HAMMARSKJOLD%20PLAZA,NEW%20YORK,NY)	Graph	1	\$74,350.00	\$74,350.00	\$74,350.00	\$74,350.00
THE POPULATION COUNCIL, INC., ONE DAG HAMMARSKJOLD PLAZA, NEW YORK, NY (https://www.google.com/maps/place/ONE%20DAG%20HAMMARSKJOLD%20PLAZA,NEW%20YORK,NY)	Graph	3	\$181,306.67	\$80,000.00	\$62,220.00	\$401,700.00
Totals	Graph	5	\$135,104.00	\$74,350.00	\$57,250.00	\$401,700.00

Employer Name/Worksite Address	Graph	Count	Mean Wage	Median Wage	Lowest Wage	Highest Wage
MCCANN-ERICKSON USA, INC., 1 DAG HAMMARSKJOLD PLAZA, NEW YORK, NY (https://www.google.com/maps/place/1%20DAG%20HAMMARSKJOLD%20PLAZA,NEW%20YORK,NY)	Graph	1	\$57,250.00	\$57,250.00	\$57,250.00	\$57,250.00
THE POPULATION COUNCIL, INC., ONE DAG HAMMARSKJOLD PLAZA, NEW YORK, NY (https://www.google.com/maps/place/ONE%20DAG%20HAMMARSKJOLD%20PLAZA,NEW%20YORK,NY)	Graph	2	\$240,850.00	\$80,000.00	\$80,000.00	\$401,700.00
Totals	Graph	3	\$179,650.00	\$80,000.00	\$57,250.00	\$401,700.00

Latitude: 40.753175 Longitude: -73.974911

Employer Name/Worksite Address	Graph	Count	Mean Wage	Median Wage	Lowest Wage	Highest Wage
EVERYTOWN FOR GUN SAFETY SUPPORT FUND INC, 120 PARK AVENUE, NEW YORK, NY (https://www.google.com/maps/place/120%20PARK%20AVENUE,NEW%20YORK,NY)	Graph	1	\$78,300.00	\$78,300.00	\$78,300.00	\$78,300.00

Employer Name/Worksite Address	Graph	Count	Mean Wage	Median Wage	Lowest Wage	Highest Wage
Totals	Graph	1	\$78,300.00	\$78,300.00	\$78,300.00	\$78,300.00

Latitude: 40.753177 Longitude: -73.969838

Employer Name/Employer Address	Graph	Count	Mean Wage	Median Wage	Lowest Wage	Highest Wage
RELIANT REALTY SERVICES, LLC., 885 2ND AVE, NEW YORK, NY (https://www.google.com/maps/place/885%202ND%20AVE,NEW%20YORK,NY)	Graph	1	\$54,060.00	\$54,060.00	\$54,060.00	\$54,060.00
WACHTEL MISSRY LLP, 885 2ND AVENUE, NEW YORK, NY (https://www.google.com/maps/place/885%202ND%20AVENUE,NEW%20YORK,NY)	Graph	1	\$115,000.00	\$115,000.00	\$115,000.00	\$115,000.00
Totals	Graph	2	\$84,530.00	\$54,060.00	\$54,060.00	\$115,000.00

Employer Name/Worksite Address	Graph	Count	Mean Wage	Median Wage	Lowest Wage	Highest Wage
RELIANT REALTY SERVICES, LLC., 885 2ND AVE, NEW YORK, NY (https://www.google.com/maps/place/885%202ND%20AVE,NEW%20YORK,NY)	Graph	1	\$54,060.00	\$54,060.00	\$54,060.00	\$54,060.00
WACHTEL MISSRY LLP, 885 2ND AVENUE, NEW YORK, NY (https://www.google.com/maps/place/885%202ND%20AVENUE,NEW%20YORK,NY)	Graph	1	\$115,000.00	\$115,000.00	\$115,000.00	\$115,000.00
MEMORIAL SLOAN-KETTERING CANCER CENTER, 885 SECOND AVENUE, NEW YORK, NY (https://www.google.com/maps/place/885%20SECOND%20AVENUE,NEW%20YORK,NY)	Graph	3	\$120,673.67	\$127,898.00	\$89,000.00	\$145,123.00
Totals	Graph	5	\$106,216.20	\$115,000.00	\$54,060.00	\$145,123.00

Latitude: 40.753178 Longitude: -73.972772

Employer Name/Employer Address	Graph	Count	Mean Wage	Median Wage	Lowest Wage	Highest Wage
GUIDEPOINT GLOBAL, LLC, 730 THIRD AVENUE, NEW YORK, NY (https://www.google.com/maps/place/730%20THIRD%20AVENUE,NEW%20YORK,NY)	Graph	1	\$65,750.00	\$65,750.00	\$65,750.00	\$65,750.00
Totals	Graph	1	\$65,750.00	\$65,750.00	\$65,750.00	\$65,750.00

Employer Name/Worksite Address	Graph	Count	Mean Wage	Median Wage	Lowest Wage	Highest Wage
JEAN MARTIN INC, TIAA, 730 3RD AVE, NY (https://www.google.com/maps/place/TIAA,730%203RD%20AVE,NY)	Graph	1	\$75,795.00	\$75,795.00	\$75,795.00	\$75,795.00
GUIDEPOINT GLOBAL, LLC, 730 THIRD AVENUE, NEW YORK, NY (https://www.google.com/maps/place/730%20THIRD%20AVENUE,NEW%20YORK,NY)	Graph	2	\$157,875.00	\$65,750.00	\$65,750.00	\$250,000.00
US SOFTWARE PROFESSIONALS INC, 730 3RD AVE, NEW YORK, NY (https://www.google.com/maps/place/730%203RD%20AVE,NEW%20YORK,NY)	Graph	2	\$80,500.00	\$76,000.00	\$76,000.00	\$85,000.00
EDVENSWA TECH LLC, 730 3RD AVENUE, NEW YORK, NY (https://www.google.com/maps/place/730%203RD%20AVENUE,NEW%20YORK,NY)	Graph	4	\$72,950.00	\$70,000.00	\$70,000.00	\$76,000.00
Totals	Graph	9	\$93,816.11	\$75,800.00	\$65,750.00	\$250,000.00

Latitude: 40.753217 Longitude: -73.997797

Employer Name/Worksite Address	Graph	Count	Mean Wage	Median Wage	Lowest Wage	Highest Wage
MISICOM, 450-460 WEST, NEW YORK, NY (https://www.google.com/maps/place/450-460%20WEST,NEW%20YORK,NY)	Graph	1	\$104,936.00	\$104,936.00	\$104,936.00	\$104,936.00
TEKMARK GLOBAL SOLUTIONS LLC, 450-460 WEST 33RD STREET, NEW YORK, NY (https://www.google.com/maps/place/450-460%20WEST%2033RD%20STREET,NEW%20YORK,NY)	Graph	1	\$69,701.00	\$69,701.00	\$69,701.00	\$69,701.00
Totals	Graph	2	\$87,318.50	\$69,701.00	\$69,701.00	\$104,936.00

Latitude: 40.753237 Longitude: -73.407423

Employer Name/Employer Address	Graph	Count	Mean Wage	Median Wage	Lowest Wage	Highest Wage
AUTEL US INC, 175 CENTRAL AVE, FARMINGDALE, NY (https://www.google.com/maps/place/175%20CENTRAL%20AVE,FARMINGDALE,NY)	Graph	1	\$56,451.20	\$56,451.20	\$56,451.20	\$56,451.20
Totals	Graph	1	\$56,451.20	\$56,451.20	\$56,451.20	\$56,451.20

Employer Name/Worksite Address	Graph	Count	Mean Wage	Median Wage	Lowest Wage	Highest Wage
AUTEL US INC, 175 CENTRAL AVE, FARMINGDALE, NY (https://www.google.com/maps/place/175%20CENTRAL%20AVE,FARMINGDALE,NY)	Graph	1	\$56,451.20	\$56,451.20	\$56,451.20	\$56,451.20
Totals	Graph	1	\$56,451.20	\$56,451.20	\$56,451.20	\$56,451.20

Latitude: 40.753239 Longitude: -73.984465

Employer Name/Worksite Address	Graph	Count	Mean Wage	Median Wage	Lowest Wage	Highest Wage
BRAND EQUITY SHOWROOM INC, 80 W 40TH STREET #25, NEW YORK, NY (https://www.google.com/maps/place/80%20W%2040TH%20STREET%20#25,NEW%20YORK,NY)	Graph	1	\$95,284.80	\$95,284.80	\$95,284.80	\$95,284.80
Totals	Graph	1	\$95,284.80	\$95,284.80	\$95,284.80	\$95,284.80

Latitude: 40.753253 Longitude: -73.643513

Employer Name/Employer Address	Graph	Count	Mean Wage	Median Wage	Lowest Wage	Highest Wage
PRESKO CONTRACTING LLC, 369 WILLIS AVENUE, MINEOLA, NY (https://www.google.com/maps/place/369%20WILLIS%20AVENUE,MINEOLA,NY)	Graph	1	\$125,000.00	\$125,000.00	\$125,000.00	\$125,000.00
Totals	Graph	1	\$125,000.00	\$125,000.00	\$125,000.00	\$125,000.00

Employer Name/Worksite Address	Graph	Count	Mean Wage	Median Wage	Lowest Wage	Highest Wage
PRESKO CONTRACTING LLC, 369 WILLIS AVENUE, MINEOLA, NY (https://www.google.com/maps/place/369%20WILLIS%20AVENUE,MINEOLA,NY)	Graph	1	\$125,000.00	\$125,000.00	\$125,000.00	\$125,000.00
Totals	Graph	1	\$125,000.00	\$125,000.00	\$125,000.00	\$125,000.00

Latitude: 40.753314 Longitude: -73.980927

Employer Name/Worksite Address	Graph	Count	Mean Wage	Median Wage	Lowest Wage	Highest Wage
MANSAL, INC., 522, 5TH AVENUE, NEW YORK, NY (https://www.google.com/maps/place/522,%205TH%20AVENUE,NEW%20YORK,NY)	Graph	1	\$85,000.00	\$85,000.00	\$85,000.00	\$85,000.00
MANSAL, INC., 525, 5TH AVENUE, NEW YORK, NY (https://www.google.com/maps/place/525,%205TH%20AVENUE,NEW%20YORK,NY)	Graph	1	\$85,000.00	\$85,000.00	\$85,000.00	\$85,000.00
Totals	Graph	2	\$85,000.00	\$85,000.00	\$85,000.00	\$85,000.00

Latitude: 40.753316 Longitude: -73.998459

Employer Name/Worksite Address	Graph	Count	Mean Wage	Median Wage	Lowest Wage	Highest Wage
POLARIS CONSULTING & SERVICES, LTD., 450 MANHATTAN WEST, NEW YORK, NY (https://www.google.com/maps/place/450%20MANHATTAN%20WEST,NEW%20YORK,NY)	Graph	2	\$90,376.00	\$90,376.00	\$90,376.00	\$90,376.00
Totals	Graph	2	\$90,376.00	\$90,376.00	\$90,376.00	\$90,376.00

Latitude: 40.753322 Longitude: -73.990426

Employer Name/Employer Address	Graph	Count	Mean Wage	Median Wage	Lowest Wage	Highest Wage
FSA STORE, INC., 240 W. 37TH STREET, NEW YORK, NY (https://www.google.com/maps/place/240%20W.%2037TH%20STREET,NEW%20YORK,NY)	Graph	1	\$115,000.00	\$115,000.00	\$115,000.00	\$115,000.00
Totals	Graph	1	\$115,000.00	\$115,000.00	\$115,000.00	\$115,000.00

Employer Name/Worksite Address	Graph	Count	Mean Wage	Median Wage	Lowest Wage	Highest Wage
ECOM SOLUTIONS INC, 240 WEST 37TH STREET, NEW YORK, NY (https://www.google.com/maps/place/240%20WEST%2037TH%20STREET,NEW%20YORK,NY)	Graph	2	\$92,610.50	\$70,221.00	\$70,221.00	\$115,000.00
Totals	Graph	2	\$92,610.50	\$70,221.00	\$70,221.00	\$115,000.00

Latitude: 40.753326 Longitude: -73.405867

Employer Name/Employer Address	Graph	Count	Mean Wage	Median Wage	Lowest Wage	Highest Wage
TW INSTALLATIONS LLC, 195 CENTRAL AVE, FARMINGDALE, NY (https://www.google.com/maps/place/195%20CENTRAL%20AVE,FARMINGDALE,NY)	Graph	2	\$64,604.80	\$64,604.80	\$64,604.80	\$64,604.80
Totals	Graph	2	\$64,604.80	\$64,604.80	\$64,604.80	\$64,604.80

Employer Name/Worksite Address	Graph	Count	Mean Wage	Median Wage	Lowest Wage	Highest Wage
TW INSTALLATIONS LLC, 195 CENTRAL AVE, FARMINGDALE, NY (https://www.google.com/maps/place/195%20CENTRAL%20AVE,FARMINGDALE,NY)	Graph	2	\$64,604.80	\$64,604.80	\$64,604.80	\$64,604.80
Totals	Graph	2	\$64,604.80	\$64,604.80	\$64,604.80	\$64,604.80

Latitude: 40.753342 Longitude: -73.980907

Employer Name/Employer Address	Graph	Count	Mean Wage	Median Wage	Lowest Wage	Highest Wage
BKH NEW YORK INC., 501 FIFTH AVE, NEW YORK, NY (https://www.google.com/maps/place/501%20FIFTH%20AVE,NEW%20YORK,NY)	Graph	1	\$82,000.00	\$82,000.00	\$82,000.00	\$82,000.00
FRATONI LLC, 501 5TH AVENUE, NEW YORK, NY (https://www.google.com/maps/place/501%205TH%20AVENUE,NEW%20YORK,NY)	Graph	1	\$55,764.80	\$55,764.80	\$55,764.80	\$55,764.80
INTERESSE INTERNATIONAL, INC., 501 FIFTH AVENUE, NEW YORK, NY (https://www.google.com/maps/place/501%20FIFTH%20AVENUE,NEW%20YORK,NY)	Graph	1	\$55,764.80	\$55,764.80	\$55,764.80	\$55,764.80
LIBERTY ASSOCIATES, INC, 501 FIFTH AVENUE, NEW YORK, NY (https://www.google.com/maps/place/501%20FIFTH%20AVENUE,NEW%20YORK,NY)	Graph	2	\$61,277.00	\$61,277.00	\$61,277.00	\$61,277.00
Totals	Graph	5	\$63,216.72	\$61,277.00	\$55,764.80	\$82,000.00

Employer Name/Worksite Address	Graph	Count	Mean Wage	Median Wage	Lowest Wage	Highest Wage
FRATONI LLC, 501 5TH AVENUE, NEW YORK, NY (https://www.google.com/maps/place/501%205TH%20AVENUE,NEW%20YORK,NY)	Graph	1	\$55,764.80	\$55,764.80	\$55,764.80	\$55,764.80
PRYME CONTENT INC., 501 5TH AVE, NEW YORK, NY (https://www.google.com/maps/place/501%205TH%20AVE,NEW%20YORK,NY)	Graph	1	\$70,000.00	\$70,000.00	\$70,000.00	\$70,000.00
INTERESSE INTERNATIONAL, INC., 501 FIFTH AVENUE, NEW YORK, NY (https://www.google.com/maps/place/501%20FIFTH%20AVENUE,NEW%20YORK,NY)	Graph	2	\$68,882.40	\$55,764.80	\$55,764.80	\$82,000.00
LIBERTY ASSOCIATES, INC, 501 FIFTH AVENUE, NEW YORK CITY, NY (https://www.google.com/maps/place/501%20FIFTH%20AVENUE,NEW%20YORK%20CITY,NY)	Graph	2	\$61,277.00	\$61,277.00	\$61,277.00	\$61,277.00
Totals	Graph	6	\$64,347.27	\$61,277.00	\$55,764.80	\$82,000.00

Latitude: 40.753349 Longitude: -73.988992

Employer Name/Employer Address	Graph	Count	Mean Wage	Median Wage	Lowest Wage	Highest Wage
FRENCH CONNECTION GROUP INC, 512 7TH AVE 25TH FLOOR, NEW YORK, NY (https://www.google.com/maps/place/512%207TH%20AVE%2025TH%20FLOOR,NEW%20YORK,NY)	Graph	1	\$52,707.00	\$52,707.00	\$52,707.00	\$52,707.00
G-III LEATHER FASHIONS, INC, 512 SEVENTH AVENUE, NEW YORK, NY (https://www.google.com/maps/place/512%20SEVENTH%20AVENUE,NEW%20YORK,NY)	Graph	1	\$47,000.00	\$47,000.00	\$47,000.00	\$47,000.00
NEW LINE STRUCTURES, INC., 512 SEVENTH AVE., NEW YORK, NY (https://www.google.com/maps/place/512%20SEVENTH%20AVE.,NEW%20YORK,NY)	Graph	1	\$120,000.00	\$120,000.00	\$120,000.00	\$120,000.00
RA CONSULTANTS LLC, 512 7TH AVE 6TH FLOOR, NEW YORK, NY (https://www.google.com/maps/place/512%207TH%20AVE%20%206TH%20FLOOR,NEW%20YORK,NY)	Graph	1	\$62,171.00	\$62,171.00	\$62,171.00	\$62,171.00
RA CONSULTANTS LLC, 512 7TH AVE, 6TH FLOOR, NEW YORK, NY (https://www.google.com/maps/place/512%207TH%20AVE,%206TH%20FLOOR,NEW%20YORK,NY)	Graph	1	\$73,000.00	\$73,000.00	\$73,000.00	\$73,000.00
RA CONSULTANTS LLC, 512 7TH AVENUE, NEW YORK, NY (https://www.google.com/maps/place/512%207TH%20AVENUE,NEW%20YORK,NY)	Graph	1	\$63,760.00	\$63,760.00	\$63,760.00	\$63,760.00
WSP USA CORP, 512 SEVENTH AVE, NEW YORK, NC (https://www.google.com/maps/place/512%20SEVENTH%20AVE,NEW%20YORK,NC)	Graph	1	\$138,756.80	\$138,756.80	\$138,756.80	\$138,756.80
AMEREX GROUP LLC, 512 7TH AVENUE, NEW YORK, NY (https://www.google.com/maps/place/512%207TH%20AVENUE,NEW%20YORK,NY)	Graph	2	\$55,000.00	\$40,000.00	\$40,000.00	\$70,000.00
AMEREX GROUP, LLC, 512 7TH AVENUE, NEW YORK, NY (https://www.google.com/maps/place/512%207TH%20AVENUE,NEW%20YORK,NY)	Graph	2	\$55,000.00	\$55,000.00	\$55,000.00	\$55,000.00
RA CONSULTANTS LLC, 512 7TH AVE, NEW YORK, NY (https://www.google.com/maps/place/512%207TH%20AVE,NEW%20YORK,NY)	Graph	2	\$62,171.00	\$62,171.00	\$62,171.00	\$62,171.00
AMEREX GROUP LLC., 512 SEVENTH AVE. 9TH FLOOR, NEW YORK, NY (https://www.google.com/maps/place/512%20SEVENTH%20AVE.%209TH%20FLOOR,NEW%20YORK,NY)	Graph	3	\$41,926.40	\$42,889.60	\$40,000.00	\$42,889.60
G-III LEATHER FASHIONS, INC., 512 SEVENTH AVENUE, NEW YORK, NY (https://www.google.com/maps/place/512%20SEVENTH%20AVENUE,NEW%20YORK,NY)	Graph	4	\$72,229.25	\$75,000.00	\$38,917.00	\$100,000.00
Totals	Graph	20	\$65,821.65	\$62,171.00	\$38,917.00	\$138,756.80

Employer Name/Worksite Address	Graph	Count	Mean Wage	Median Wage	Lowest Wage	Highest Wage
FRENCH CONNECTION GROUP INC, 512 7TH AVE 25TH FLOOR, NEW YORK, NY (https://www.google.com/maps/place/512%207TH%20AVE%2025TH%20FLOOR,NEW%20YORK,NY)	Graph	1	\$52,707.00	\$52,707.00	\$52,707.00	\$52,707.00
RA CONSULTANTS LLC, 512 7TH AVE 6TH FLOOR, NEW YORK, NY (https://www.google.com/maps/place/512%207TH%20AVE%20%206TH%20FLOOR,NEW%20YORK,NY)	Graph	1	\$62,171.00	\$62,171.00	\$62,171.00	\$62,171.00
RA CONSULTANTS LLC, 512 7TH AVE, 6TH FLOOR, NEW YORK, NY (https://www.google.com/maps/place/512%207TH%20AVE,%206TH%20FLOOR,NEW%20YORK,NY)	Graph	1	\$73,000.00	\$73,000.00	\$73,000.00	\$73,000.00
AMEREX GROUP LLC., 512 SEVENTH AVE. 9TH FLOOR, NEW YORK, NY (https://www.google.com/maps/place/512%20SEVENTH%20AVE.%209TH%20FLOOR,NEW%20YORK,NY)	Graph	3	\$41,926.40	\$42,889.60	\$40,000.00	\$42,889.60
RA CONSULTANTS LLC, 512 7TH AVE, NEW YORK, NY (https://www.google.com/maps/place/512%207TH%20AVE,NEW%20YORK,NY)	Graph	3	\$101,447.33	\$62,171.00	\$62,171.00	\$180,000.00
G-III LEATHER FASHIONS, INC., 512 SEVENTH AVENUE, NEW YORK, NY (https://www.google.com/maps/place/512%20SEVENTH%20AVENUE,NEW%20YORK,NY)	Graph	4	\$57,729.25	\$47,000.00	\$38,917.00	\$75,000.00
AMEREX GROUP LLC, 512 7TH AVENUE, NEW YORK, NY (https://www.google.com/maps/place/512%207TH%20AVENUE,NEW%20YORK,NY)	Graph	9	\$109,467.78	\$138,000.00	\$40,000.00	\$161,150.00
Totals	Graph	22	\$83,369.37	\$62,171.00	\$38,917.00	\$180,000.00

Latitude: 40.753355 Longitude: -73.484618

Employer Name/Employer Address	Graph	Count	Mean Wage	Median Wage	Lowest Wage	Highest Wage
ADVANCED FACADE INC., 125 SYCAMORE AVE., BETHPAGE, NY (https://www.google.com/maps/place/125%20SYCAMORE%20AVE.,BETHPAGE,NY)	Graph	1	\$44,886.00	\$44,886.00	\$44,886.00	\$44,886.00
Totals	Graph	1	\$44,886.00	\$44,886.00	\$44,886.00	\$44,886.00

Employer Name/Worksite Address	Graph	Count	Mean Wage	Median Wage	Lowest Wage	Highest Wage
--------------------------------	-------	-------	-----------	-------------	-------------	--------------

Employer Name/Worksite Address	Graph	Count	Mean Wage	Median Wage	Lowest Wage	Highest Wage
ADVANCED FACADE INC., 125 SYCAMORE AVE., BETHPAGE, NY (https://www.google.com/maps/place/125%20SYCAMORE%20AVE.,BETHPAGE,NY)	Graph	1	\$44,886.00	\$44,886.00	\$44,886.00	\$44,886.00
Totals	Graph	1	\$44,886.00	\$44,886.00	\$44,886.00	\$44,886.00

Latitude: 40.753365 Longitude: -73.939112

Employer Name/Worksite Address	Graph	Count	Mean Wage	Median Wage	Lowest Wage	Highest Wage
CALL DESIGN NA INC., 40-39 24TH STREET, LONG ISLAND CITY, NY (https://www.google.com/maps/place/40-39%2024TH%20STREET,LONG%20ISLAND%20CITY,NY)	Graph	1	\$120,000.00	\$120,000.00	\$120,000.00	\$120,000.00
Totals	Graph	1	\$120,000.00	\$120,000.00	\$120,000.00	\$120,000.00

Latitude: 40.753371 Longitude: -73.706848

Employer Name/Worksite Address	Graph	Count	Mean Wage	Median Wage	Lowest Wage	Highest Wage
NORTHWELL HEALTH, 270-05 76TH STREET, NEW HYDE PARK, NY (https://www.google.com/maps/place/270-05%2076TH%20STREET,NEW%20HYDE%20PARK,NY)	Graph	1	\$72,000.00	\$72,000.00	\$72,000.00	\$72,000.00
NORTHWELL HEALTH, 270-05 76TH AVENUE, NEW HYDE PARK, NY (https://www.google.com/maps/place/270-05%2076TH%20AVENUE,NEW%20HYDE%20PARK,NY)	Graph	9	\$109,388.89	\$75,500.00	\$70,000.00	\$400,000.00
Totals	Graph	10	\$105,650.00	\$72,500.00	\$70,000.00	\$400,000.00

Latitude: 40.75339 Longitude: -73.99016

Employer Name/Worksite Address	Graph	Count	Mean Wage	Median Wage	Lowest Wage	Highest Wage
DESIGN RESIDENCE INC, 247 W37TH ST, RM 1403, NEW YORK, NY (https://www.google.com/maps/place/247%20W37TH%20ST,%20RM%201403,NEW%20YORK,NY)	Graph	1	\$42,889.60	\$42,889.60	\$42,889.60	\$42,889.60
Totals	Graph	1	\$42,889.60	\$42,889.60	\$42,889.60	\$42,889.60

Latitude: 40.753395 Longitude: -73.990259

Employer Name/Employer Address	Graph	Count	Mean Wage	Median Wage	Lowest Wage	Highest Wage
INSTICATOR INC., 237 WEST 37TH STREET, NEW YORK, NY (https://www.google.com/maps/place/237%20WEST%2037TH%20STREET,NEW%20YORK,NY)	Graph	6	\$63,154.50	\$55,910.00	\$53,165.00	\$100,000.00
Totals	Graph	6	\$63,154.50	\$55,910.00	\$53,165.00	\$100,000.00

Employer Name/Worksite Address	Graph	Count	Mean Wage	Median Wage	Lowest Wage	Highest Wage
INSTICATOR INC., 237 WEST 37TH STREET, SUITE 803, NEW YORK, NY (https://www.google.com/maps/place/237%20WEST%2037TH%20STREET,%20SUITE%20803,NEW%20YORK,NY)	Graph	1	\$100,000.00	\$100,000.00	\$100,000.00	\$100,000.00
RAMAN AND OUNDJIAN ENGINEERS AND ARCHITECTS, PC, 237 WEST 37TH STREET, NEW YORK, NY (https://www.google.com/maps/place/237%20WEST%2037TH%20STREET,NEW%20YORK,NY)	Graph	1	\$72,000.00	\$72,000.00	\$72,000.00	\$72,000.00
INSTICATOR INC., 237 W. 37TH STREET, SUITE 803, NEW YORK, NY (https://www.google.com/maps/place/237%20W.%2037TH%20STREET,%20SUITE%20803,NEW%20YORK,NY)	Graph	5	\$55,785.40	\$55,910.00	\$53,165.00	\$55,910.00
Totals	Graph	7	\$64,418.14	\$55,910.00	\$53,165.00	\$100,000.00

Latitude: 40.753418 Longitude: -73.978912

Employer Name/Employer Address	Graph	Count	Mean Wage	Median Wage	Lowest Wage	Highest Wage
AIP, LLC, 330 MADISON AVENUE, NEW YORK, NY (https://www.google.com/maps/place/330%20MADISON%20AVENUE,NEW%20YORK,NY)	Graph	1	\$400,000.00	\$400,000.00	\$400,000.00	\$400,000.00
GUGGENHEIM INSURANCE SERVICES, LLC, 330 MADISON AVENUE, NEW YORK, NY (https://www.google.com/maps/place/330%20MADISON%20AVENUE,NEW%20YORK,NY)	Graph	1	\$131,998.00	\$131,998.00	\$131,998.00	\$131,998.00
GUGGENHEIM PARTNERS INVESTMENT MANAGEMENT HOLDINGS, LLC, 330 MADISON AVENUE, NEW YORK, NY (https://www.google.com/maps/place/330%20MADISON%20AVENUE,NEW%20YORK,NY)	Graph	1	\$90,813.00	\$90,813.00	\$90,813.00	\$90,813.00
GUGGENHEIM SECURITIES, LLC, 330 MADISON AVENUE, NEW YORK, NY (https://www.google.com/maps/place/330%20MADISON%20AVENUE,NEW%20YORK,NY)	Graph	10	\$109,880.20	\$124,592.00	\$65,749.00	\$154,003.00
Totals	Graph	13	\$132,431.77	\$124,592.00	\$65,749.00	\$400,000.00

Employer Name/Worksite Address	Graph	Count	Mean Wage	Median Wage	Lowest Wage	Hig W
GUGGENHEIM CREDIT SERVICES, LLC, 330 MADISON AVENUE, 10TH FLOOR, NEW YORK, NY (https://www.google.com/maps/place/330%20MADISON%20AVENUE,%2010TH%20FLOOR,NEW%20YORK,NY)	Graph	1	\$77,459.00	\$77,459.00	\$77,459.00	\$77,459.00
JONES LANG LASALLE AMERICAS, INC., 330 MADISON AVE., NEW YORK, NY (https://www.google.com/maps/place/330%20MADISON%20AVE.,NEW%20YORK,NY)	Graph	1	\$110,000.00	\$110,000.00	\$110,000.00	\$110,000.00
PRIMESOFT, INC, 330 MADISON AVENUE., NEW YORK, NY (https://www.google.com/maps/place/330%20MADISON%20AVENUE.,NEW%20YORK,NY)	Graph	1	\$85,000.00	\$85,000.00	\$85,000.00	\$85,000.00
TATA CONSULTANCY SERVICES LIMITED, 330 MADISSON, NEW YORK, NY (https://www.google.com/maps/place/330%20MADISSON,NEW%20YORK,NY)	Graph	1	\$90,376.00	\$90,376.00	\$90,376.00	\$90,376.00
HSBC BANK USA, N.A., 330 MADISON AVENUE, 5TH FLOOR, NEW YORK, NY (https://www.google.com/maps/place/330%20MADISON%20AVENUE,%205TH%20FLOOR,NEW%20YORK,NY)	Graph	2	\$163,500.00	\$145,000.00	\$145,000.00	\$182,000.00
GUGGENHEIM SECURITIES, LLC, 330 MADISON AVE, NEW YORK, NY (https://www.google.com/maps/place/330%20MADISON%20AVE,NEW%20YORK,NY)	Graph	12	\$102,131.50	\$95,160.00	\$65,749.00	\$140,000.00
TATA CONSULTANCY SERVICES LIMITED, 330 MADISON AVENUE, NEW YORK, NY (https://www.google.com/maps/place/330%20MADISON%20AVENUE,NEW%20YORK,NY)	Graph	64	\$122,862.44	\$115,502.00	\$65,000.00	\$400,000.00
Totals	Graph	82	\$119,251.33	\$114,026.00	\$65,000.00	\$400,000.00

Latitude: 40.753419 Longitude: -73.994481

Employer Name/Employer Address	Graph	Count	Mean Wage	Median Wage	Lowest Wage	Highest Wage
EROS MANAGEMENT & REALTY LLC, 345-351 WEST 35TH STREET, NEW YORK, NY (https://www.google.com/maps/place/345-351%20WEST%2035TH%20STREET,NEW%20YORK,NY)	Graph	1	\$75,000.00	\$75,000.00	\$75,000.00	\$75,000.00
Totals	Graph	1	\$75,000.00	\$75,000.00	\$75,000.00	\$75,000.00

Employer Name/Worksite Address	Graph	Count	Mean Wage	Median Wage	Lowest Wage	Highest Wage
EROS MANAGEMENT & REALTY LLC, 345-351 WEST 35TH STREET, NEW YORK, NY (https://www.google.com/maps/place/345-351%20WEST%2035TH%20STREET,NEW%20YORK,NY)	Graph	1	\$75,000.00	\$75,000.00	\$75,000.00	\$75,000.00
Totals	Graph	1	\$75,000.00	\$75,000.00	\$75,000.00	\$75,000.00

Latitude: 40.75342 Longitude: -73.992649

Employer Name/Employer Address	Graph	Count	Mean Wage	Median Wage	Lowest Wage	Highest Wage
ARSENAL COMMUNICATIONS, INC, 519 8TH AVE., NEW YORK, NY (https://www.google.com/maps/place/519%208TH%20AVE.,NEW%20YORK,NY)	Graph	1	\$38,917.00	\$38,917.00	\$38,917.00	\$38,917.00
FORA FINANCIAL ADVANCE LLC, 519 8TH AVENUE, NEW YORK, NY (https://www.google.com/maps/place/519%208TH%20AVENUE,NEW%20YORK,NY)	Graph	1	\$62,962.00	\$62,962.00	\$62,962.00	\$62,962.00
FORA FINANCIAL LLC, 519 8TH AVE, NEW YORK, NY (https://www.google.com/maps/place/519%208TH%20AVE,NEW%20YORK,NY)	Graph	1	\$46,675.00	\$46,675.00	\$46,675.00	\$46,675.00

Employer Name/Employer Address	Graph	Count	Mean Wage	Median Wage	Lowest Wage	Highest Wage
INNROAD INC, 519 8TH AVENUE, NEW YORK, NY (https://www.google.com/maps/place/519%208TH%20AVENUE,NEW%20YORK,NY)	Graph	1	\$100,000.00	\$100,000.00	\$100,000.00	\$100,000.00
NEWSELA, INC., 519 8TH AVENUE, NEW YORK, NY (https://www.google.com/maps/place/519%208TH%20AVENUE,NEW%20YORK,NY)	Graph	1	\$140,000.00	\$140,000.00	\$140,000.00	\$140,000.00
ROBERT P. RUSSO CPA, PC, 519 8TH AVENUE, STE. 1900, NEW YORK, NY (https://www.google.com/maps/place/519%208TH%20AVENUE,%20STE.%201900,NEW%20YORK,NY)	Graph	1	\$55,764.80	\$55,764.80	\$55,764.80	\$55,764.80
ROBERT P. RUSSO CPA, PC., 519 8TH AVENUE, SUITE 1900, NEW YORK, NY (https://www.google.com/maps/place/519%208TH%20AVENUE,%20SUITE%201900,NEW%20YORK,NY)	Graph	1	\$55,764.80	\$55,764.80	\$55,764.80	\$55,764.80
Totals	Graph	7	\$71,440.51	\$55,764.80	\$38,917.00	\$140,000.00

Employer Name/Worksite Address	Graph	Count	Mean Wage	Median Wage	Lowest Wage	Highest Wage
ARSENAL COMMUNICATIONS, INC, 519 8TH AVE., NEW YORK, NY (https://www.google.com/maps/place/519%208TH%20AVE.,NEW%20YORK,NY)	Graph	1	\$38,917.00	\$38,917.00	\$38,917.00	\$38,917.00
FORA FINANCIAL ADVANCE LLC, 519 8TH AVENUE, NEW YORK CITY, NY (https://www.google.com/maps/place/519%208TH%20AVENUE,NEW%20YORK%20CITY,NY)	Graph	1	\$62,962.00	\$62,962.00	\$62,962.00	\$62,962.00
ROBERT P. RUSSO CPA, PC, 519 8TH AVENUE, STE. 1900, NEW YORK, NY (https://www.google.com/maps/place/519%208TH%20AVENUE,%20STE.%201900,NEW%20YORK,NY)	Graph	1	\$55,764.80	\$55,764.80	\$55,764.80	\$55,764.80
ROBERT P. RUSSO CPA, PC., 519 8TH AVENUE, SUITE 1900, NEW YORK, NY (https://www.google.com/maps/place/519%208TH%20AVENUE,%20SUITE%201900,NEW%20YORK,NY)	Graph	1	\$55,764.80	\$55,764.80	\$55,764.80	\$55,764.80
INNROAD INC, 519 8TH AVENUE, NEW YORK, NY (https://www.google.com/maps/place/519%208TH%20AVENUE,NEW%20YORK,NY)	Graph	2	\$120,000.00	\$100,000.00	\$100,000.00	\$140,000.00
Totals	Graph	6	\$75,568.10	\$55,764.80	\$38,917.00	\$140,000.00

Latitude: 40.753435 Longitude: -73.992982

Employer Name/Employer Address	Graph	Count	Mean Wage	Median Wage	Lowest Wage	Highest Wage
NATIONAL ALLIANCE ON MENTAL ILLNESS OF NEW YORK CITY, INC., 505 EIGHTH AVENUE, STE. 1103, NEW YORK, NY (https://www.google.com/maps/place/505%20EIGHTH%20AVENUE,%20STE.%201103,NEW%20YORK,NY)	Graph	1	\$50,000.00	\$50,000.00	\$50,000.00	\$50,000.00
ROBERT ETTINGER P.E., P.C., 505 EIGHTH AVENUE, NEW YORK, NY (https://www.google.com/maps/place/505%20EIGHTH%20AVENUE,NEW%20YORK,NY)	Graph	1	\$100,000.00	\$100,000.00	\$100,000.00	\$100,000.00
ROSENWASSER / GROSSMAN CONSULTING ENGINEERS, P.C., 519 EIGHTH AVENUE, 20TH FLOOR, NEW YORK, NY (https://www.google.com/maps/place/519%20EIGHTH%20AVENUE,%2020TH%20FLOOR,NEW%20YORK,NY)	Graph	2	\$61,500.00	\$40,000.00	\$40,000.00	\$83,000.00
Totals	Graph	4	\$68,250.00	\$50,000.00	\$40,000.00	\$100,000.00

Employer Name/Worksite Address	Graph	Count	Mean Wage	Median Wage	Lowest Wage	Highest Wage
NATIONAL ALLIANCE ON MENTAL ILLNESS OF NEW YORK CITY, INC., 505 EIGHTH AVENUE, STE. 1103, NEW YORK, NY (https://www.google.com/maps/place/505%20EIGHTH%20AVENUE,%20STE.%201103,NEW%20YORK,NY)	Graph	1	\$50,000.00	\$50,000.00	\$50,000.00	\$50,000.00
ROBERT ETTINGER P.E., P.C., 505 EIGHTH AVENUE, NEW YORK, NY (https://www.google.com/maps/place/505%20EIGHTH%20AVENUE,NEW%20YORK,NY)	Graph	1	\$100,000.00	\$100,000.00	\$100,000.00	\$100,000.00
ROSENWASSER / GROSSMAN CONSULTING ENGINEERS, P.C., 519 EIGHTH AVENUE, 20TH FLOOR, NEW YORK, NY (https://www.google.com/maps/place/519%20EIGHTH%20AVENUE,%2020TH%20FLOOR,NEW%20YORK,NY)	Graph	2	\$61,500.00	\$40,000.00	\$40,000.00	\$83,000.00
Totals	Graph	4	\$68,250.00	\$50,000.00	\$40,000.00	\$100,000.00

Latitude: 40.753444 Longitude: -73.990375

Employer Name/Employer Address	Graph	Count	Mean Wage	Median Wage	Lowest Wage	Highest Wage
KLARION WELLNESS, INC., 241 WEST 37TH STREET, NEW YORK, NY (https://www.google.com/maps/place/241%20WEST%2037TH%20STREET,NEW%20YORK,NY)	Graph	2	\$100,000.00	\$100,000.00	\$100,000.00	\$100,000.00

Employer Name/Employer Address	Graph	Count	Mean Wage	Median Wage	Lowest Wage	Highest Wage
Totals	Graph	2	\$100,000.00	\$100,000.00	\$100,000.00	\$100,000.00

Employer Name/Worksite Address	Graph	Count	Mean Wage	Median Wage	Lowest Wage	Highest Wage
KLARION WELLNESS, INC., 241 WEST 37TH STREET, NEW YORK, NY (https://www.google.com/maps/place/241%20WEST%2037TH%20STREET,NEW%20YORK,NY)	Graph	2	\$100,000.00	\$100,000.00	\$100,000.00	\$100,000.00
Totals	Graph	2	\$100,000.00	\$100,000.00	\$100,000.00	\$100,000.00

Latitude: 40.753448 Longitude: -73.987207

Employer Name/Employer Address	Graph	Count	Mean Wage	Median Wage	Lowest Wage	Highest Wage
BRANDON THOMAS CO., LTD, 1407 BROADWAY, NEW YORK, NY (https://www.google.com/maps/place/1407%20BROADWAY,NEW%20YORK,NY)	Graph	1	\$55,750.00	\$55,750.00	\$55,750.00	\$55,750.00
IAPPAREL, LLC, 1407 BROADWAY, SUITE 1721, NEW YORK, NY (https://www.google.com/maps/place/1407%20BROADWAY,%20SUITE%201721,NEW%20YORK,NY)	Graph	1	\$115,000.00	\$115,000.00	\$115,000.00	\$115,000.00
KAKTUS SPORTSWEAR, INC., 1407 BROADWAY, NEW YORK, NY (https://www.google.com/maps/place/1407%20BROADWAY,NEW%20YORK,NY)	Graph	1	\$46,675.20	\$46,675.20	\$46,675.20	\$46,675.20
KUPERHAND, INC, 1407 BROADWAY, NEW YORK, NY (https://www.google.com/maps/place/1407%20BROADWAY,NEW%20YORK,NY)	Graph	1	\$80,683.20	\$80,683.20	\$80,683.20	\$80,683.20
LISA INTERNATIONAL, INC., 1407 BROADWAY, SUITE 2109, NEW YORK, NY (https://www.google.com/maps/place/1407%20BROADWAY,%20SUITE%202109,NEW%20YORK,NY)	Graph	1	\$46,675.20	\$46,675.20	\$46,675.20	\$46,675.20
LOUISE PARIS, LTD., 1407 BROADWAY, NEW YORK, NY (https://www.google.com/maps/place/1407%20BROADWAY,NEW%20YORK,NY)	Graph	1	\$150,000.00	\$150,000.00	\$150,000.00	\$150,000.00
SKIVA INTERNATIONAL, INC., 1407 BROADWAY, 5TH FLOOR, NEW YORK, NY (https://www.google.com/maps/place/1407%20BROADWAY,%205TH%20FLOOR,NEW%20YORK,NY)	Graph	1	\$80,000.00	\$80,000.00	\$80,000.00	\$80,000.00
UNITED COTE INC, 1407 BROADWAY, NEW YORK, NY (https://www.google.com/maps/place/1407%20BROADWAY,NEW%20YORK,NY)	Graph	1	\$55,765.00	\$55,765.00	\$55,765.00	\$55,765.00
APPAREL BRIDGE LLC, 1407 BROADWAY, NEW YORK, NY (https://www.google.com/maps/place/1407%20BROADWAY,NEW%20YORK,NY)	Graph	2	\$66,500.00	\$58,000.00	\$58,000.00	\$75,000.00
GETTRY MARCUS CPA, P.C., 1407 BROADWAY, NEW YORK, NY (https://www.google.com/maps/place/1407%20BROADWAY,NEW%20YORK,NY)	Graph	2	\$56,000.00	\$56,000.00	\$56,000.00	\$56,000.00
IKEDDI IMPORTS, LLC, 1407 BROADWAY, NEW YORK, NY (https://www.google.com/maps/place/1407%20BROADWAY,NEW%20YORK,NY)	Graph	2	\$50,773.00	\$48,797.00	\$48,797.00	\$52,749.00
MANTRA, INC., 1407 BROADWAY, NEW YORK, NY (https://www.google.com/maps/place/1407%20BROADWAY,NEW%20YORK,NY)	Graph	2	\$57,250.00	\$48,500.00	\$48,500.00	\$66,000.00
LITIMETRICS INC., 1407 BROADWAY, FLOOR 24, NEW YORK, NY (https://www.google.com/maps/place/1407%20BROADWAY,%20FLOOR%2024,NEW%20YORK,NY)	Graph	3	\$199,680.00	\$199,680.00	\$199,680.00	\$199,680.00
GOGOTECH II, LLC, 1407 BROADWAY, SUITE 700, NEW YORK, NY (https://www.google.com/maps/place/1407%20BROADWAY,%20SUITE%20700,NEW%20YORK,NY)	Graph	5	\$60,968.00	\$53,165.00	\$46,675.00	\$100,000.00
Totals	Graph	24	\$83,144.77	\$56,000.00	\$46,675.00	\$199,680.00

Employer Name/Worksite Address	Graph	Count	Mean Wage	Median Wage	Lowest Wage	Highest Wage
IAPPAREL, LLC, 1407 BROADWAY, SUITE 1721, NEW YORK, NY (https://www.google.com/maps/place/1407%20BROADWAY,%20SUITE%201721,NEW%20YORK,NY)	Graph	1	\$115,000.00	\$115,000.00	\$115,000.00	\$115,000.00
LISA INTERNATIONAL, INC., 1407 BROADWAY, SUITE 2109, NEW YORK, NY (https://www.google.com/maps/place/1407%20BROADWAY,%20SUITE%202109,NEW%20YORK,NY)	Graph	1	\$46,675.20	\$46,675.20	\$46,675.20	\$46,675.20
SKIVA INTERNATIONAL, INC., 1407 BROADWAY, 5TH FLOOR, NEW YORK, NY (https://www.google.com/maps/place/1407%20BROADWAY,%205TH%20FLOOR,NEW%20YORK,NY)	Graph	1	\$80,000.00	\$80,000.00	\$80,000.00	\$80,000.00
LITIMETRICS INC., 1407 BROADWAY, FLOOR 24, NEW YORK, NY (https://www.google.com/maps/place/1407%20BROADWAY,%20FLOOR%2024,NEW%20YORK,NY)	Graph	3	\$199,680.00	\$199,680.00	\$199,680.00	\$199,680.00
UNITED COTE INC, 1407 BROADWAY, NEW YORK, NY (https://www.google.com/maps/place/1407%20BROADWAY,NEW%20YORK,NY)	Graph	19	\$64,987.34	\$55,765.00	\$46,675.00	\$150,000.00
Totals	Graph	25	\$83,018.98	\$56,000.00	\$46,675.00	\$199,680.00

Latitude: 40.753469 Longitude: -73.990773

Employer Name/Employer Address	Graph	Count	Mean Wage	Median Wage	Lowest Wage	Highest Wage
DIAMOND PERSONNEL LLC, 252 W 37TH STREET, NEW YORK, NY (https://www.google.com/maps/place/252%20W%2037TH%20STREET,NEW%20YORK,NY)	Graph	1	\$176,800.00	\$176,800.00	\$176,800.00	\$176,800.00
DIAMOND PERSONNEL LLC, 252 W. 37TH ST., NEW YORK, NY (https://www.google.com/maps/place/252%20W.%2037TH%20ST.,NEW%20YORK,NY)	Graph	1	\$176,800.00	\$176,800.00	\$176,800.00	\$176,800.00
DIAMOND PERSONNEL, LLC, 252 WEST 37TH STREET, NEW YORK, NY (https://www.google.com/maps/place/252%20WEST%2037TH%20STREET,NEW%20YORK,NY)	Graph	1	\$176,800.00	\$176,800.00	\$176,800.00	\$176,800.00
INSIDE SPORT GROUP LLC, 252 WEST 37TH STREET, NEW YORK, NY (https://www.google.com/maps/place/252%20WEST%2037TH%20STREET,NEW%20YORK,NY)	Graph	1	\$84,198.00	\$84,198.00	\$84,198.00	\$84,198.00
MEDIARADAR INC., 252 WEST 37TH STREET, NEW YORK, NY (https://www.google.com/maps/place/252%20WEST%2037TH%20STREET,NEW%20YORK,NY)	Graph	1	\$70,000.06	\$70,000.06	\$70,000.06	\$70,000.06
PLAY RUGBY, INC., 252 WEST 37TH STREET, NEW YORK, NY (https://www.google.com/maps/place/252%20WEST%2037TH%20STREET,NEW%20YORK,NY)	Graph	1	\$48,000.00	\$48,000.00	\$48,000.00	\$48,000.00
Totals	Graph	6	\$122,099.68	\$84,198.00	\$48,000.00	\$176,800.00

Employer Name/Worksite Address	Graph	Count	Mean Wage	Median Wage	Lowest Wage	Highest Wage
DIAMOND PERSONNEL LLC, 252 W 37TH STREET, NEW YORK, NY (https://www.google.com/maps/place/252%20W%2037TH%20STREET,NEW%20YORK,NY)	Graph	1	\$176,800.00	\$176,800.00	\$176,800.00	\$176,800.00
DIAMOND PERSONNEL LLC, 252 W. 37TH ST., NEW YORK, NY (https://www.google.com/maps/place/252%20W.%2037TH%20ST.,NEW%20YORK,NY)	Graph	1	\$176,800.00	\$176,800.00	\$176,800.00	\$176,800.00
MEDIARADAR INC., 252 W. 37TH STREET, NEW YORK, NY (https://www.google.com/maps/place/252%20W.%2037TH%20STREET,NEW%20YORK,NY)	Graph	1	\$70,000.06	\$70,000.06	\$70,000.06	\$70,000.06
INSIDE SPORT GROUP LLC, 252 WEST 37TH STREET, NEW YORK, NY (https://www.google.com/maps/place/252%20WEST%2037TH%20STREET,NEW%20YORK,NY)	Graph	3	\$102,999.33	\$84,198.00	\$48,000.00	\$176,800.00
Totals	Graph	6	\$122,099.68	\$84,198.00	\$48,000.00	\$176,800.00

Latitude: 40.75348 Longitude: -73.987059

Employer Name/Employer Address	Graph	Count	Mean Wage	Median Wage	Lowest Wage	Highest Wage
APPLICASTER, INC., 1410 BROADWAY, NEW YORK, NY (https://www.google.com/maps/place/1410%20BROADWAY,NEW%20YORK,NY)	Graph	1	\$109,242.00	\$109,242.00	\$109,242.00	\$109,242.00
JUST ONE LLC, 1410 BROADWAY, NEW YORK, NY (https://www.google.com/maps/place/1410%20BROADWAY,NEW%20YORK,NY)	Graph	1	\$42,889.60	\$42,889.60	\$42,889.60	\$42,889.60
YOKI FASHION INTERNATIONAL LLC, 1410 BROADWAY, NEW YORK, NY (https://www.google.com/maps/place/1410%20BROADWAY,NEW%20YORK,NY)	Graph	1	\$58,240.00	\$58,240.00	\$58,240.00	\$58,240.00
INTERMARKET APPAREL, LLC, 1410 BROADWAY, NEW YORK, NY (https://www.google.com/maps/place/1410%20BROADWAY,NEW%20YORK,NY)	Graph	2	\$63,076.10	\$45,469.00	\$45,469.00	\$80,680.00
NUEVA SOLUTIONS INC., 1410 BROADWAY, NEW YORK, NY (https://www.google.com/maps/place/1410%20BROADWAY,NEW%20YORK,NY)	Graph	2	\$62,500.00	\$60,000.00	\$60,000.00	\$65,000.00
YOKI FASHION INTERNATIONAL LLC, 1410 BROADWAY SUITE 1005, NEW YORK CITY, NY (https://www.google.com/maps/place/1410%20BROADWAY%20SUITE%201005,NEW%20YORK%20CITY,NY)	Graph	2	\$52,000.00	\$52,000.00	\$52,000.00	\$52,000.00
ILOVEVELVET, INC., 1410 BROADWAY, NEW YORK, NY (https://www.google.com/maps/place/1410%20BROADWAY,NEW%20YORK,NY)	Graph	3	\$60,458.67	\$55,910.40	\$53,164.80	\$72,300.00
Totals	Graph	12	\$62,241.65	\$55,910.40	\$42,889.60	\$109,242.00

Employer Name/Worksite Address	Graph	Count	Mean Wage	Median Wage	Lowest Wage	Highest Wage
YOKI FASHION INTERNATIONAL LLC, 1410 BROADWAY SUITE 1005, NEW YORK, NY (https://www.google.com/maps/place/1410%20BROADWAY%20SUITE%201005,NEW%20YORK,NY)	Graph	2	\$52,000.00	\$52,000.00	\$52,000.00	\$52,000.00
ILOVEVELVET, INC., 1410 BROADWAY, NEW YORK, NY (https://www.google.com/maps/place/1410%20BROADWAY,NEW%20YORK,NY)	Graph	13	\$61,396.83	\$58,240.00	\$42,889.60	\$109,242.00
Totals	Graph	15	\$60,143.92	\$55,910.40	\$42,889.60	\$109,242.00

Latitude: 40.753489 Longitude: -73.992394

Employer Name/Employer Address	Graph	Count	Mean Wage	Median Wage	Lowest Wage	Highest Wage
SELFHELP COMMUNITY SERVICES, INC, 520 EIGHTH AVENUE, NEW YORK, NY (https://www.google.com/maps/place/520%20EIGHTH%20AVENUE,NEW%20YORK,NY)	Graph	1	\$71,448.00	\$71,448.00	\$71,448.00	\$71,448.00
SELFHELP COMMUNITY SERVICES, INC., 520 EIGHTH AVENUE, NY, NY (https://www.google.com/maps/place/520%20EIGHTH%20AVENUE,NY,NY)	Graph	2	\$37,357.00	\$37,357.00	\$37,357.00	\$37,357.00
THE WORTH COLLECTION, LTD., 520 EIGHTH AVENUE, 23RD FLOOR, NEW YORK, NY (https://www.google.com/maps/place/520%20EIGHTH%20AVENUE,%2023RD%20FLOOR,NEW%20YORK,NY)	Graph	2	\$80,000.00	\$80,000.00	\$80,000.00	\$80,000.00
Totals	Graph	5	\$61,232.40	\$71,448.00	\$37,357.00	\$80,000.00

Employer Name/Worksite Address	Graph	Count	Mean Wage	Median Wage	Lowest Wage	High Wage
SELFHELP COMMUNITY SERVICES, INC., 520 EIGHTH AVE, NY, NY (https://www.google.com/maps/place/520%20EIGHTH%20AVE,NY,NY)	Graph	2	\$37,357.00	\$37,357.00	\$37,357.00	\$37,357.00
THE WORTH COLLECTION, LTD., 520 EIGHTH AVENUE, 23RD FLOOR, NEW YORK, NY (https://www.google.com/maps/place/520%20EIGHTH%20AVENUE,%2023RD%20FLOOR,NEW%20YORK,NY)	Graph	2	\$80,000.00	\$80,000.00	\$80,000.00	\$80,000.00
FUJITSU AMERICA, INC., 520 EIGHTH AVENUE, NEW YORK, NY (https://www.google.com/maps/place/520%20EIGHTH%20AVENUE,NEW%20YORK,NY)	Graph	9	\$100,154.00	\$100,154.00	\$100,154.00	\$100,154.00
Totals	Graph	13	\$87,392.31	\$100,154.00	\$37,357.00	\$100,154.00

Latitude: 40.753493 Longitude: -73.990831

Employer Name/Employer Address	Graph	Count	Mean Wage	Median Wage	Lowest Wage	Highest Wage
INSIDE SPORT GROUP LLC, 254 WEST 37TH STREET, NEW YORK, NY (https://www.google.com/maps/place/254%20WEST%2037TH%20STREET,NEW%20YORK,NY)	Graph	1	\$84,198.00	\$84,198.00	\$84,198.00	\$84,198.00
Totals	Graph	1	\$84,198.00	\$84,198.00	\$84,198.00	\$84,198.00

Employer Name/Worksite Address	Graph	Count	Mean Wage	Median Wage	Lowest Wage	Highest Wage
INSIDE SPORT GROUP LLC, 254 WEST 37TH STREET, NEW YORK, NY (https://www.google.com/maps/place/254%20WEST%2037TH%20STREET,NEW%20YORK,NY)	Graph	1	\$84,198.00	\$84,198.00	\$84,198.00	\$84,198.00
Totals	Graph	1	\$84,198.00	\$84,198.00	\$84,198.00	\$84,198.00

Latitude: 40.7535 Longitude: -73.829793

Employer Name/Employer Address	Graph	Count	Mean Wage	Median Wage	Lowest Wage	Highest Wage
BOULEVARD ADULT DAY CARE OF FLUSHING LLC, 42-34 SAULL STREET, FLUSHING, NY (https://www.google.com/maps/place/42-34%20SAULL%20STREET,FLUSHING,NY)	Graph	1	\$45,676.80	\$45,676.80	\$45,676.80	\$45,676.80
Totals	Graph	1	\$45,676.80	\$45,676.80	\$45,676.80	\$45,676.80

Employer Name/Worksite Address	Graph	Count	Mean Wage	Median Wage	Lowest Wage	Highest Wage
BOULEVARD ADULT DAY CARE OF FLUSHING LLC, 42-34 SAULL STREET, FLUSHING, NY (https://www.google.com/maps/place/42-34%20SAULL%20STREET,FLUSHING,NY)	Graph	1	\$45,676.80	\$45,676.80	\$45,676.80	\$45,676.80
Totals	Graph	1	\$45,676.80	\$45,676.80	\$45,676.80	\$45,676.80

Latitude: 40.753503 Longitude: -73.860117

Employer Name/Worksite Address	Graph	Count	Mean Wage	Median Wage	Lowest Wage	Highest Wage

Employer Name/Worksite Address	Graph	Count	Mean Wage	Median Wage	Lowest Wage	Highest Wage
TOP REHAB, INC., 37-19 108TH STREET, CORONA, NY (https://www.google.com/maps/place/37-19%20108TH%20STREET,CORONA,NY)	Graph	1	\$48,000.00	\$48,000.00	\$48,000.00	\$48,000.00
Totals	Graph	1	\$48,000.00	\$48,000.00	\$48,000.00	\$48,000.00

Latitude: 40.753504 Longitude: -73.934298

Employer Name/Worksite Address	Graph	Count	Mean Wage	Median Wage	Lowest Wage	Highest Wage
CPL METERING GROUP INC, 29-19 39TH AVENUE, LONG ISLAND CITY, NY (https://www.google.com/maps/place/29-19%2039TH%20AVENUE, LONG%20ISLAND%20CITY,NY)	Graph	1	\$72,072.00	\$72,072.00	\$72,072.00	\$72,072.00
CPL METERING GROUP, INC., 29-19 39TH AVENUE, LONG ISLAND CITY, NY (https://www.google.com/maps/place/29-19%2039TH%20AVENUE, LONG%20ISLAND%20CITY,NY)	Graph	2	\$63,564.80	\$62,400.00	\$62,400.00	\$64,729.60
Totals	Graph	3	\$66,400.53	\$64,729.60	\$62,400.00	\$72,072.00

Employer Name/Worksite Address	Graph	Count	Mean Wage	Median Wage	Lowest Wage	Highest Wage
CPL METERING GROUP, INC., 29-19 39TH AVENUE, LONG ISLAND CITY, NY (https://www.google.com/maps/place/29-19%2039TH%20AVENUE, LONG%20ISLAND%20CITY,NY)	Graph	3	\$66,400.53	\$64,729.60	\$62,400.00	\$72,072.00
Totals	Graph	3	\$66,400.53	\$64,729.60	\$62,400.00	\$72,072.00

Latitude: 40.753505 Longitude: -73.974629

Employer Name/Worksite Address	Graph	Count	Mean Wage	Median Wage	Lowest Wage	Highest Wage
GROUP SJR, LLC, 466 LEXINGTON AVENUE, NEW YORK, NY (https://www.google.com/maps/place/466%20LEXINGTON%20AVENUE,NEW%20YORK,NY)	Graph	1	\$85,000.00	\$85,000.00	\$85,000.00	\$85,000.00
J. WALTER THOMPSON U.S.A. LLC, 466 LEXINGTON AVENUE, NEW YORK, NY (https://www.google.com/maps/place/466%20LEXINGTON%20AVENUE,NEW%20YORK,NY)	Graph	1	\$88,150.00	\$88,150.00	\$88,150.00	\$88,150.00
J. WALTER THOMPSON USA LLC, 466 LEXINGTON AVENUE, NEW YORK, NY (https://www.google.com/maps/place/466%20LEXINGTON%20AVENUE,NEW%20YORK,NY)	Graph	1	\$70,000.00	\$70,000.00	\$70,000.00	\$70,000.00
TRUFFLE PIG LLC, 466 LEXINGTON AVENUE, NEW YORK, NY (https://www.google.com/maps/place/466%20LEXINGTON%20AVENUE,NEW%20YORK,NY)	Graph	1	\$80,000.00	\$80,000.00	\$80,000.00	\$80,000.00
J. WALTER THOMPSON USA, LLC, 466 LEXINGTON AVENUE, NEW YORK, NY (https://www.google.com/maps/place/466%20LEXINGTON%20AVENUE,NEW%20YORK,NY)	Graph	2	\$142,000.00	\$85,000.00	\$85,000.00	\$199,000.00
J. WALTER THOMPSON U.S.A., LLC, 466 LEXINGTON AVE, NEW YORK, NY (https://www.google.com/maps/place/466%20LEXINGTON%20AVE,NEW%20YORK,NY)	Graph	4	\$50,000.00	\$47,500.00	\$47,500.00	\$55,000.00
Totals	Graph	10	\$80,715.00	\$70,000.00	\$47,500.00	\$199,000.00

Employer Name/Worksite Address	Graph	Count	Mean Wage	Median Wage	Lowest Wage	Highest Wage
J. WALTER THOMPSON USA LLC, 466 LEXINGTON AVENUE, NEW YORK, NY (https://www.google.com/maps/place/466%20LEXINGTON%20AVENUE,NEW%20YORK,NY)	Graph	6	\$101,191.67	\$85,000.00	\$70,000.00	\$199,000.00
SCPF AMERICA LLC, 466 LEXINGTON AVE, NEW YORK, NY (https://www.google.com/maps/place/466%20LEXINGTON%20AVE,NEW%20YORK,NY)	Graph	7	\$55,456.86	\$55,000.00	\$47,500.00	\$65,000.00
Totals	Graph	13	\$76,565.23	\$65,000.00	\$47,500.00	\$199,000.00

Latitude: 40.753517 Longitude: -73.990549

Employer Name/Worksite Address	Graph	Count	Mean Wage	Median Wage	Lowest Wage	Highest Wage
BRAINSTORM DIGITAL, INC., 247 WEST 37TH STREET, NEW YORK, NY (https://www.google.com/maps/place/247%20WEST%2037TH%20STREET,NEW%20YORK,NY)	Graph	1	\$62,400.00	\$62,400.00	\$62,400.00	\$62,400.00

Employer Name/Employer Address	Graph	Count	Mean Wage	Median Wage	Lowest Wage	Highest Wage
DESIGN RESIDENCE INC, 247 W.37TH STREET, RM 1403, NEW YORK, NY (https://www.google.com/maps/place/247%20W.37TH%20STREET,%20RM%201403,NEW%20YORK,NY)	Graph	1	\$42,889.60	\$42,889.60	\$42,889.60	\$42,889.60
DESIGN RESIDENCE INC., 247 WEST. 37TH ST. SUITE 1403, NEW YORK, NY (https://www.google.com/maps/place/247%20WEST.%2037TH%20ST.%20SUITE%201403,NEW%20YORK,NY)	Graph	2	\$45,884.80	\$42,889.60	\$42,889.60	\$48,880.00
KUGLER NING LIGHTING DESIGN INC, 247 WEST 37TH STREET, NEW YORK, NY (https://www.google.com/maps/place/247%20WEST%2037TH%20STREET,NEW%20YORK,NY)	Graph	5	\$53,800.00	\$50,000.00	\$47,500.00	\$64,000.00
Totals	Graph	9	\$51,784.36	\$48,880.00	\$42,889.60	\$64,000.00

Employer Name/Worksite Address	Graph	Count	Mean Wage	Median Wage	Lowest Wage	Highest Wage
DESIGN RESIDENCE INC., 247 WEST 37TH ST. SUITE 1403, NEW YORK, NY (https://www.google.com/maps/place/247%20WEST%2037TH%20ST.%20SUITE%201403,NEW%20YORK,NY)	Graph	2	\$45,884.80	\$42,889.60	\$42,889.60	\$48,880.00
KUGLER NING LIGHTING DESIGN INC, 247 WEST 37TH STREET, NEW YORK, NY (https://www.google.com/maps/place/247%20WEST%2037TH%20STREET,NEW%20YORK,NY)	Graph	6	\$55,233.33	\$50,000.00	\$47,500.00	\$64,000.00
Totals	Graph	8	\$52,896.20	\$48,880.00	\$42,889.60	\$64,000.00

Latitude: 40.753525 Longitude: -73.998868

Employer Name/Employer Address	Graph	Count	Mean Wage	Median Wage	Lowest Wage
GAY MEN'S HEALTH CRISIS INC., 446 WEST 33RD STREET, NEW YORK, NY (https://www.google.com/maps/place/446%20WEST%2033RD%20STREET,NEW%20YORK,NY)	Graph	1	\$62,000.00	\$62,000.00	\$62,000.00
LATCHABLE, INC., 450 WEST 33RD STREET, NEW YORK, NY (https://www.google.com/maps/place/450%20WEST%2033RD%20STREET,NEW%20YORK,NY)	Graph	1	\$70,221.00	\$70,221.00	\$70,221.00
R/GA MEDIA GROUP INC., 450 WEST 33RD ST., NEW YORK, NY (https://www.google.com/maps/place/450%20WEST%2033RD%20ST.,NEW%20YORK,NY)	Graph	1	\$110,000.00	\$110,000.00	\$110,000.00
R/GA MEDIA GROUP, INC., 450 WEST 33RD ST., NEW YORK, NY (https://www.google.com/maps/place/450%20WEST%2033RD%20ST.,NEW%20YORK,NY)	Graph	1	\$67,000.00	\$67,000.00	\$67,000.00
THE CITY OF NEW YORK, 450 W 33RD ST, NEW YORK, NY (https://www.google.com/maps/place/450%20W%2033RD%20ST,NEW%20YORK,NY)	Graph	1	\$70,286.00	\$70,286.00	\$70,286.00
MARKIT NORTH AMERICA, INC. D/B/A IHS MARKIT, 450 WEST 33RD STREET, NEW YORK, NY (https://www.google.com/maps/place/450%20WEST%2033RD%20STREET,NEW%20YORK,NY)	Graph	7	\$127,804.57	\$130,000.00	\$90,000.00
R/GA MEDIA GROUP, INC., 450 WEST 33RD STREET, NEW YORK, NY (https://www.google.com/maps/place/450%20WEST%2033RD%20STREET,NEW%20YORK,NY)	Graph	12	\$101,766.67	\$90,000.00	\$55,000.00
R/GA MEDIA GROUP, INC., 450 WEST 33RD STREET, 12TH FLOOR, NEW YORK, NY (https://www.google.com/maps/place/450%20WEST%2033RD%20STREET,%2012TH%20FLOOR,NEW%20YORK,NY)	Graph	14	\$133,035.71	\$116,000.00	\$75,000.00
Totals	Graph	38	\$114,679.97	\$110,000.00	\$55,000.00

Employer Name/Worksite Address	Graph	Count	Mean Wage	Me W
3EDGEUSAGROUP LLC, 450 W 33RD, NEW YORK, NY (https://www.google.com/maps/place/450%20W%2033RD,NEW%20YORK,NY)	Graph	1	\$95,000.00	\$95,0
3EDGEUSAGROUP LLC, 450 W. 33RD., NEW YORK, NY (https://www.google.com/maps/place/450%20W.%2033RD.,NEW%20YORK,NY)	Graph	1	\$85,000.00	\$85,0
ACCENTURE LLP, 450 WEST 33RD ST, NEWYORK, NY (https://www.google.com/maps/place/450%20WEST%2033RD%20ST,NEWYORK,NY)	Graph	1	\$71,781.00	\$71,7
ASTIR SERVICES LLC, 450W 33RD STREET, NEW YORK, NY (https://www.google.com/maps/place/450W%2033RD%20STREET,NEW%20YORK,NY)	Graph	1	\$105,000.00	\$105,
CLOUDWICK TECHNOLOGIES INC., 450 W 33RD ST., NEW YORK, NY (https://www.google.com/maps/place/450%20W%2033RD%20ST.,NEW%20YORK,NY)	Graph	1	\$90,813.00	\$90,8
CLOUDWICK TECHNOLOGIES INC., 450 W 33RD ST., NEWARK, NY (https://www.google.com/maps/place/450%20W%2033RD%20ST.,NEWARK,NY)	Graph	1	\$90,813.00	\$90,8
COMPUNNEL SOFTWARE GROUP, INC., 450 W 33RD STREET, 9TH FLOOR, NEW YORK, NY (https://www.google.com/maps/place/450%20W%2033RD%20STREET,%209TH%20FLOOR,NEW%20YORK,NY)	Graph	1	\$71,000.00	\$71,0
GAY MEN'S HEALTH CRISIS INC., 446 WEST 33RD STREET, NEW YORK, NY (https://www.google.com/maps/place/446%20WEST%2033RD%20STREET,NEW%20YORK,NY)	Graph	1	\$62,000.00	\$62,0

Employer Name/Worksite Address	Graph	Count	Mean Wage	Me W
HP INFOSYSTEMS LLC, 450 WEST 33RD. ST, NEWYORK, NY (https://www.google.com/maps/place/450%20WEST%20%2033RD.%20ST,NEWYORK,NY)	Graph	1	\$60,000.00	\$60,0
IMPETUS TECHNOLOGIES, INC., 450 WEST 33RD STREET, NEWYORK, NY (https://www.google.com/maps/place/450%20WEST%2033RD%20STREET,NEWYORK,NY)	Graph	1	\$122,500.00	\$122,
JPMORGAN CHASE & CO., 450 W 33RD ST., NEW YORK, NY (https://www.google.com/maps/place/450%20W%2033RD%20ST.,NEW%20YORK,NY)	Graph	1	\$85,000.00	\$85,0
JPMORGAN CHASE & CO., JPMORGAN CHASE & CO., 450 WEST 33RD ST., NEW YORK, NY (https://www.google.com/maps/place/JPMORGAN%20CHASE%20%26%20CO.,%20450%20WEST%2033RD%20ST.,NEW%20YORK,NY)	Graph	1	\$172,000.00	\$172,
LINK2CONSULT, 450 WEST 33RD STREET, NEW YORK, NY (https://www.google.com/maps/place/450%20WEST%2033RD%20%20STREET,NEW%20%20YORK,NY)	Graph	1	\$139,360.00	\$139,
MAESTRO TECHNOLOGIES,INC, 450 W 33RD STREET, 9TH FLOOR, NY (https://www.google.com/maps/place/450%20W%2033RD%20STREET,9TH%20FLOOR,NY)	Graph	1	\$100,000.00	\$100,
NEXAGE TECHNOLOGIES USA INC, 450 WEST, 33RD ST, 3RD FLR, NEW YORK, NY (https://www.google.com/maps/place/450%20WEST,%2033RD%20ST,%203RD%20FLR,NEW%20YORK,NY)	Graph	1	\$90,813.00	\$90,8
BUSINESS INTEGRA, INC., 450 WEST 33RD STREET, FLOOR 9, NEW YORK, NY (https://www.google.com/maps/place/450%20WEST%2033RD%20STREET,%20FLOOR%209,NEW%20YORK,NY)	Graph	2	\$97,500.00	\$80,0
MARKIT NORTH AMERICA, INC. D/B/A IHS MARKIT, 450 WEST 33RD STREET, 5TH FLOOR, NEW YORK, NY (https://www.google.com/maps/place/450%20WEST%2033RD%20STREET,%205TH%20FLOOR,NEW%20YORK,NY)	Graph	2	\$146,133.00	\$107,
JPMORGAN CHASE & CO., 450 W. 33RD ST., NEW YORK, NY (https://www.google.com/maps/place/450%20W.%2033RD%20ST.,NEW%20YORK,NY)	Graph	3	\$89,116.33	\$93,6
INTUNE SYSTEMS INC, 450 W 33RD ST, NEW YORK, NY (https://www.google.com/maps/place/450%20W%2033RD%20ST,NEW%20YORK,NY)	Graph	4	\$90,575.25	\$69,7
JPMORGAN CHASE & CO., JPMORGAN CHASE & CO., 450 WEST 33RD STREET, NEW YORK, NY (https://www.google.com/maps/place/JPMORGAN%20CHASE%20%26%20CO.,%20450%20WEST%2033RD%20STREET,NEW%20YORK,NY)	Graph	4	\$114,550.00	\$112,
INCEPTOIA LLC, 450 W. 33RD STREET, NEW YORK, NY (https://www.google.com/maps/place/450%20W.%2033RD%20STREET,NEW%20YORK,NY)	Graph	6	\$99,550.00	\$91,0
SOFTWARE GUIDANCE & ASSISTANCE, INC., 450 WEST 33RD ST., NEW YORK, NY (https://www.google.com/maps/place/450%20WEST%2033RD%20ST.,NEW%20YORK,NY)	Graph	9	\$87,121.33	\$70,2
R/GA MEDIA GROUP, INC., 450 WEST 33RD STREET, 12TH FLOOR, NEW YORK, NY (https://www.google.com/maps/place/450%20WEST%2033RD%20STREET,%2012TH%20FLOOR,NEW%20YORK,NY)	Graph	14	\$133,035.71	\$116,
MPHASIS CORPORATION, 450 W, 33RD ST, NEW YORK, NY (https://www.google.com/maps/place/450%20W,%2033RD%20ST,NEW%20YORK,NY)	Graph	25	\$110,718.00	\$110,
MPHASIS CORPORATION, 450 WEST, 33RD STREET, NEW YORK, NY (https://www.google.com/maps/place/450%20WEST,%2033RD%20STREET,NEW%20YORK,NY)	Graph	25	\$84,864.00	\$84,8
MPHASIS CORPORATION, JPMC, NEW YORK, NY (https://www.google.com/maps/place/JPMC,NEW%20YORK,NY)	Graph	25	\$85,698.72	\$90,8
MPHASIS CORPORATION, JPMC; 450 WEST 33RD STREET, NEW YORK, NY (https://www.google.com/maps/place/JPMC;%20450%20WEST%2033RD%20STREET,NEW%20YORK,NY)	Graph	30	\$74,783.00	\$74,2
MPHASIS CORPORATION, JPMC, 450 WEST 33RD ST, NEW YORK, NY (https://www.google.com/maps/place/JPMC,%20450%20WEST%2033RD%20ST,NEW%20YORK,NY)	Graph	35	\$76,995.43	\$75,7
R/GA MEDIA GROUP INC., 450 WEST 33RD ST, NEW YORK, NY (https://www.google.com/maps/place/450%20WEST%2033RD%20ST,NEW%20YORK,NY)	Graph	41	\$96,232.02	\$94,8
MAESTRO TECHNOLOGIES,INC, 450 W 33RD STREET, NEW YORK, NY (https://www.google.com/maps/place/450%20W%2033RD%20STREET,NEW%20YORK,NY)	Graph	65	\$82,025.14	\$84,0
JPMORGAN CHASE & CO., 450 WEST 33RD STREET, NEW YORK, NY (https://www.google.com/maps/place/450%20WEST%2033RD%20STREET,NEW%20YORK,NY)	Graph	380	\$85,121.23	\$84,8
Totals	Graph	685	\$87,377.59	\$84,8

Latitude: 40.753526 Longitude: -73.946407

Employer Name/Worksite Address	Graph	Count	Mean Wage	Median Wage	Lowest Wage	Highest Wage
VARNAR INC, 53-01, LONG ISLAND CITY, NY (https://www.google.com/maps/place/53-01,LONG%20ISLAND%20CITY,NY)	Graph	2	\$82,500.00	\$72,000.00	\$72,000.00	\$93,000.00
Totals	Graph	2	\$82,500.00	\$72,000.00	\$72,000.00	\$93,000.00

Latitude: 40.753528 Longitude: -73.992407

Employer Name/Employer Address	Graph	Count	Mean Wage	Median Wage	Lowest Wage	Highest Wage
FUND FOR THE CITY OF NEW YORK, 520 8TH AVENUE, NEW YORK, NY (https://www.google.com/maps/place/520%208TH%20AVENUE,NEW%20YORK,NY)	Graph	1	\$90,850.00	\$90,850.00	\$90,850.00	\$90,850.00
INNOVATION: AFRICA, 520 8TH AVENUE, NEW YORK, NY (https://www.google.com/maps/place/520%208TH%20AVENUE,NEW%20YORK,NY)	Graph	1	\$55,000.00	\$55,000.00	\$55,000.00	\$55,000.00
INNROAD INC, 518 8TH AVENUE, NEW YORK, NY (https://www.google.com/maps/place/518%208TH%20AVENUE,NEW%20YORK,NY)	Graph	1	\$113,000.00	\$113,000.00	\$113,000.00	\$113,000.00
PAX VENTURES, 520 8TH AVENUE, SUITE 2203, NEW YORK, NY (https://www.google.com/maps/place/520%208TH%20AVENUE,%20SUITE%202203,NEW%20YORK,NY)	Graph	1	\$53,061.00	\$53,061.00	\$53,061.00	\$53,061.00
SELFHELP COMMUNITY SERVICES, INC, 520 8TH AVE, NEW YORK, NY (https://www.google.com/maps/place/520%208TH%20AVE,NEW%20YORK,NY)	Graph	1	\$55,000.00	\$55,000.00	\$55,000.00	\$55,000.00
SELFHELP COMMUNITY SERVICES, INC, 520 8TH AVENUE, NEW YORK, NY (https://www.google.com/maps/place/520%208TH%20AVENUE,NEW%20YORK,NY)	Graph	1	\$61,422.40	\$61,422.40	\$61,422.40	\$61,422.40
THEATRE COMMUNICATIONS GROUP, INC., 520 8TH AVENUE, NEW YORK, NY (https://www.google.com/maps/place/520%208TH%20AVENUE,NEW%20YORK,NY)	Graph	1	\$91,000.00	\$91,000.00	\$91,000.00	\$91,000.00
Totals	Graph	7	\$74,190.49	\$61,422.40	\$53,061.00	\$113,000.00

Employer Name/Worksite Address	Graph	Count	Mean Wage	Median Wage	Lowest Wage	Highest Wage
INNOVATIS TECHNOLOGIES, LLC, 520 8TH AVE, NEW YORK, NY (https://www.google.com/maps/place/520%208TH%20AVE,NEW%20YORK,NY)	Graph	1	\$74,880.00	\$74,880.00	\$74,880.00	\$74,880.00
INNROAD INC, 518 8TH AVENUE, NEW YORK, NY (https://www.google.com/maps/place/518%208TH%20AVENUE,NEW%20YORK,NY)	Graph	1	\$113,000.00	\$113,000.00	\$113,000.00	\$113,000.00
PAX VENTURES, 520 8TH AVENUE, SUITE 2203, NEW YORK, NY (https://www.google.com/maps/place/520%208TH%20AVENUE,%20SUITE%202203,NEW%20YORK,NY)	Graph	1	\$53,061.00	\$53,061.00	\$53,061.00	\$53,061.00
FUND FOR THE CITY OF NEW YORK, 520 8TH AVENUE, NEW YORK, NY (https://www.google.com/maps/place/520%208TH%20AVENUE,NEW%20YORK,NY)	Graph	4	\$69,937.50	\$55,000.00	\$42,900.00	\$91,000.00
Totals	Graph	7	\$74,384.43	\$74,880.00	\$42,900.00	\$113,000.00

Latitude: 40.753528 Longitude: -73.972313

Employer Name/Worksite Address	Graph	Count	Mean Wage	Median Wage	Lowest Wage	Highest Wage
UNITED BUSINESS SOLUTIONS, INC., 747 3RD AVENUE, NEW YORK, NY (https://www.google.com/maps/place/747%203RD%20AVENUE,NEW%20YORK,NY)	Graph	1	\$60,000.00	\$60,000.00	\$60,000.00	\$60,000.00
Totals	Graph	1	\$60,000.00	\$60,000.00	\$60,000.00	\$60,000.00

Latitude: 40.753541 Longitude: -73.860284

Employer Name/Worksite Address	Graph	Count	Mean Wage	Median Wage	Lowest Wage	Highest Wage
URBAN HEALTH PLAN, INC., 37-16 108TH STREET, CORONA, NY (https://www.google.com/maps/place/37-16%20108TH%20STREET,CORONA,NY)	Graph	1	\$150,000.00	\$150,000.00	\$150,000.00	\$150,000.00
Totals	Graph	1	\$150,000.00	\$150,000.00	\$150,000.00	\$150,000.00

Latitude: 40.753547 Longitude: -73.972341

Employer Name/Employer Address	Graph	Count	Mean Wage	Median Wage	Lowest Wage	Highest Wage
EMPIXO CORP, 747 3RD AVENUE, NEW YORK, NY (https://www.google.com/maps/place/747%203RD%20AVENUE,NEW%20YORK,NY)	Graph	1	\$39,520.00	\$39,520.00	\$39,520.00	\$39,520.00
MVERICK CONSULTTING CORP, 747 3RD AVENUE, NEW YORK, NY (https://www.google.com/maps/place/747%203RD%20AVENUE,NEW%20YORK,NY)	Graph	1	\$76,586.00	\$76,586.00	\$76,586.00	\$76,586.00

Employer Name/Employer Address	Graph	Count	Mean Wage	Median Wage	Lowest Wage	Highest Wage
OLIVER JAMES ASSOCIATES LLC, 747 THIRD AVENUE, NEW YORK, NY (https://www.google.com/maps/place/747%20THIRD%20AVENUE,NEW%20YORK,NY)	Graph	1	\$58,198.00	\$58,198.00	\$58,198.00	\$58,198.00
TOPPAN VITE (NEW YORK) INC., 747 THIRD AVENUE, NEW YORK, NY (https://www.google.com/maps/place/747%20THIRD%20AVENUE,NEW%20YORK,NY)	Graph	1	\$95,000.00	\$95,000.00	\$95,000.00	\$95,000.00
TORRENTIAL INC., 747 THIRD AVENUE, NEW YORK, NY (https://www.google.com/maps/place/747%20THIRD%20AVENUE,NEW%20YORK,NY)	Graph	1	\$95,000.00	\$95,000.00	\$95,000.00	\$95,000.00
ITNEXT, LLC, 747 THIRD AVENUE, NEW YORK, NY (https://www.google.com/maps/place/747%20THIRD%20AVENUE,NEW%20YORK,NY)	Graph	3	\$131,666.67	\$135,000.00	\$125,000.00	\$135,000.00
THINKNUM INC., 747 THIRD AVE., 2ND FLOOR, NEW YORK, NY (https://www.google.com/maps/place/747%20THIRD%20AVE.,%202ND%20FLOOR,NEW%20YORK,NY)	Graph	4	\$126,300.00	\$120,000.00	\$110,040.00	\$145,080.00
Totals	Graph	12	\$105,375.33	\$110,040.00	\$39,520.00	\$145,080.00

Employer Name/Worksite Address	Graph	Count	Mean Wage	Median Wage	Lowest Wage	Highest Wage
HEALTHCASTS, LLC, 747 THIRD AVENUE, FLOOR 14, NEW YORK, NY (https://www.google.com/maps/place/747%20THIRD%20AVENUE,%20FLOOR%2014,NEW%20YORK,NY)	Graph	1	\$125,000.00	\$125,000.00	\$125,000.00	\$125,000.00
RODL MANAGEMENT, INC., 747 THIRD AVENUE, 4TH FLOOR, NEW YORK, NY (https://www.google.com/maps/place/747%20THIRD%20AVENUE,%204TH%20FLOOR,NEW%20YORK,NY)	Graph	1	\$96,574.00	\$96,574.00	\$96,574.00	\$96,574.00
THINKNUM INC., 747 THIRD AVE., 2ND FLOOR, NEW YORK, NY (https://www.google.com/maps/place/747%20THIRD%20AVE.,%202ND%20FLOOR,NEW%20YORK,NY)	Graph	4	\$126,300.00	\$120,000.00	\$110,040.00	\$145,080.00
EMPIXO CORP, 747 3RD AVENUE, NEW YORK, NY (https://www.google.com/maps/place/747%203RD%20AVENUE,NEW%20YORK,NY)	Graph	5	\$70,112.80	\$76,586.00	\$39,520.00	\$90,813.00
ITNEXT, LLC, 747 THIRD AVENUE, NEW YORK, NY (https://www.google.com/maps/place/747%20THIRD%20AVENUE,NEW%20YORK,NY)	Graph	6	\$107,199.67	\$95,000.00	\$58,198.00	\$135,000.00
Totals	Graph	17	\$101,208.00	\$96,574.00	\$39,520.00	\$145,080.00

Latitude: 40.753577 Longitude: -73.980736

Employer Name/Employer Address	Graph	Count	Mean Wage	Median Wage	Lowest Wage	Highest Wage
NORGES BANK INVESTMENT MANAGEMENT, 505 FIFTH AVENUE, NEW YORK, NY (https://www.google.com/maps/place/505%20FIFTH%20AVENUE,NEW%20YORK,NY)	Graph	1	\$150,000.00	\$150,000.00	\$150,000.00	\$150,000.00
SPORT 195 INC, 505 FIFTH AVENUE, NEW YORK, NY (https://www.google.com/maps/place/505%20FIFTH%20AVENUE,NEW%20YORK,NY)	Graph	1	\$177,091.00	\$177,091.00	\$177,091.00	\$177,091.00
CARTESIAN CAPITAL GROUP, LLC, 505 FIFTH AVENUE, NEW YORK, NY (https://www.google.com/maps/place/505%20FIFTH%20AVENUE,NEW%20YORK,NY)	Graph	2	\$173,449.50	\$115,000.00	\$115,000.00	\$231,899.00
Totals	Graph	4	\$168,497.50	\$150,000.00	\$115,000.00	\$231,899.00

Employer Name/Worksite Address	Graph	Count	Mean Wage	Median Wage	Lowest Wage	Highest Wage
HIGHTOWER HOLDING LLC, 505 5TH AVENUE, NEW YORK, NY (https://www.google.com/maps/place/505%205TH%20AVENUE,NEW%20YORK,NY)	Graph	1	\$69,500.00	\$69,500.00	\$69,500.00	\$69,500.00
SPORTTU LLC, 505 FIFTH AVE, NEW YORK, NY (https://www.google.com/maps/place/505%20FIFTH%20AVE,NEW%20YORK,NY)	Graph	1	\$177,091.00	\$177,091.00	\$177,091.00	\$177,091.00
TECHLAND INC, 505 FIFTH AVENUE, 20TH FLOOR, NEW YORK, NY (https://www.google.com/maps/place/505%20FIFTH%20AVENUE,%2020TH%20FLOOR,NEW%20YORK,NY)	Graph	1	\$80,000.00	\$80,000.00	\$80,000.00	\$80,000.00
NORGES BANK INVESTMENT MANAGEMENT, 505 FIFTH AVENUE, NEW YORK, NY (https://www.google.com/maps/place/505%20FIFTH%20AVENUE,NEW%20YORK,NY)	Graph	4	\$168,497.50	\$150,000.00	\$115,000.00	\$231,899.00
Totals	Graph	7	\$142,940.14	\$150,000.00	\$69,500.00	\$231,899.00

Latitude: 40.753595 Longitude: -73.992978

Employer Name/Employer Address	Graph	Count	Mean Wage	Median Wage	Lowest Wage	Highest Wage
--------------------------------	-------	-------	-----------	-------------	-------------	--------------

Employer Name/Employer Address	Graph	Count	Mean Wage	Median Wage	Lowest Wage	Highest Wage
ON OFF SHORE CONSULTANTS INC., 312 W 36TH STREET, NEW YORK, NY (https://www.google.com/maps/place/312%20W%2036TH%20STREET,NEW%20YORK,NY)	Graph	3	\$67,204.80	\$53,164.80	\$53,164.80	\$95,284.80
Totals	Graph	3	\$67,204.80	\$53,164.80	\$53,164.80	\$95,284.80

Employer Name/Worksite Address	Graph	Count	Mean Wage	Median Wage	Lowest Wage	Highest Wage
ON OFF SHORE CONSULTANTS INC., 312 W 36TH STREET, NEW YORK, NY (https://www.google.com/maps/place/312%20W%2036TH%20STREET,NEW%20YORK,NY)	Graph	2	\$53,164.80	\$53,164.80	\$53,164.80	\$53,164.80
Totals	Graph	2	\$53,164.80	\$53,164.80	\$53,164.80	\$53,164.80

Latitude: 40.753608 Longitude: -73.985342

Employer Name/Employer Address	Graph	Count	Mean Wage	Median Wage	Lowest Wage	Highest Wage
LUCAS ASSOCIATES INC., 104 W. 40TH STREET, NEW YORK, NY (https://www.google.com/maps/place/104%20W.%2040TH%20STREET,NEW%20YORK,NY)	Graph	1	\$50,000.00	\$50,000.00	\$50,000.00	\$50,000.00
NEW YORK EDUCATION CONSULTING SERVICES LLC, 104 W. 40TH ST, NEW YORK, NY (https://www.google.com/maps/place/104%20W.%2040TH%20ST,NEW%20YORK,NY)	Graph	1	\$52,000.00	\$52,000.00	\$52,000.00	\$52,000.00
RABIN MARTIN, 104 WEST 40TH STREET, NEW YORK, NY (https://www.google.com/maps/place/104%20WEST%2040TH%20STREET,NEW%20YORK,NY)	Graph	1	\$80,000.00	\$80,000.00	\$80,000.00	\$80,000.00
Totals	Graph	3	\$60,666.67	\$52,000.00	\$50,000.00	\$80,000.00

Employer Name/Worksite Address	Graph	Count	Mean Wage	Median Wage	Lowest Wage
VIPSHOP (US) INC., 104 WEST 40TH STREET, SUITE 541, NEW YORK CITY, NY (https://www.google.com/maps/place/104%20WEST%2040TH%20STREET,%20SUITE%20541,NEW%20YORK%20CITY,NY)	Graph	2	\$57,324.70	\$56,451.00	\$56,451.00
84.51 LLC, 104 W. 40TH STREET, NEW YORK, NY (https://www.google.com/maps/place/104%20W.%2040TH%20STREET,NEW%20YORK,NY)	Graph	3	\$73,339.67	\$52,000.00	\$50,000.00
COGSTATE INC., 104 WEST 40TH STREET, NEW YORK, NY (https://www.google.com/maps/place/104%20WEST%2040TH%20STREET,NEW%20YORK,NY)	Graph	8	\$82,584.38	\$80,000.00	\$46,675.00
Totals	Graph	13	\$76,564.88	\$75,000.00	\$46,675.00

Latitude: 40.753614 Longitude: -73.988633

Employer Name/Employer Address	Graph	Count	Mean Wage	Median Wage	Lowest Wage	High Wa
212 BIZ LLC, 525 FASHION AVENUE, NEW YORK, NY (https://www.google.com/maps/place/525%20FASHION%20AVENUE,NEW%20YORK,NY)	Graph	1	\$39,900.00	\$39,900.00	\$39,900.00	\$39,90
CHANGE FASHION INC., 525 7TH AVE, NEW YORK CITY, NY (https://www.google.com/maps/place/525%207TH%20AVE,NEW%20YORK%20CITY,NY)	Graph	1	\$76,960.00	\$76,960.00	\$76,960.00	\$76,96
CHANGE FASHION, INC., 525 7TH AVE, SUITE 807, NEW YORK, NY (https://www.google.com/maps/place/525%207TH%20AVE,%20SUITE%20807,NEW%20YORK,NY)	Graph	1	\$48,360.00	\$48,360.00	\$48,360.00	\$48,36
CLJ SALES CORP, 525 FASHION AVE, NEW YORK, NY (https://www.google.com/maps/place/525%20FASHION%20AVE,NEW%20YORK,NY)	Graph	1	\$47,049.60	\$47,049.60	\$47,049.60	\$47,04
FIX FLYER LLC, 525 7TH AVENUE, NEW YORK, NY (https://www.google.com/maps/place/525%207TH%20AVENUE,NEW%20YORK,NY)	Graph	1	\$114,558.00	\$114,558.00	\$114,558.00	\$114,5
FU DA INTERNATIONAL LTD., 525 7TH AVENUE, NEW YORK, NY (https://www.google.com/maps/place/525%207TH%20AVENUE,NEW%20YORK,NY)	Graph	1	\$65,749.00	\$65,749.00	\$65,749.00	\$65,74
JAMARI INTERNATIONAL LTD, 525 7TH AVENUE, SUITE 906, NEW YORK, NY (https://www.google.com/maps/place/525%207TH%20AVENUE,%20SUITE%20906,NEW%20YORK,NY)	Graph	1	\$45,000.00	\$45,000.00	\$45,000.00	\$45,00
JBDC, LLC, 525 SEVENTH AVENUE, NEW YORK, NY (https://www.google.com/maps/place/525%20SEVENTH%20AVENUE,NEW%20YORK,NY)	Graph	1	\$44,990.40	\$44,990.40	\$44,990.40	\$44,99
KAKAR, P.C., 525 SEVENTH AVENUE, SUITE 1810, NEW YORK, NY (https://www.google.com/maps/place/525%20SEVENTH%20AVENUE,%20SUITE%201810,NEW%20YORK,NY)	Graph	1	\$88,400.00	\$88,400.00	\$88,400.00	\$88,40

Employer Name/Employer Address	Graph	Count	Mean Wage	Median Wage	Lowest Wage	Highest Wage
NYC ALLIANCE GROUP LLC, 525 7TH AVENUE, SUITE 701, NEW YORK, NY (https://www.google.com/maps/place/525%207TH%20AVENUE,%20SUITE%20701,NEW%20YORK,NY)	Graph	1	\$46,675.20	\$46,675.20	\$46,675.20	\$46,675.20
RAMS IMPORTS INC, 525 7TH AVENUE, NEW YORK, NY (https://www.google.com/maps/place/525%207TH%20AVENUE,NEW%20YORK,NY)	Graph	1	\$42,889.60	\$42,889.60	\$42,889.60	\$42,889.60
RAMS IMPORTS INC., 525 SEVENTH AVENUE, SUITE 310, NEW YORK, NY (https://www.google.com/maps/place/525%20SEVENTH%20AVENUE,%20SUITE%20310,NEW%20YORK,NY)	Graph	1	\$63,500.00	\$63,500.00	\$63,500.00	\$63,500.00
SANYO SHOKAI NEW YORK, INC., 525 7TH AVENUE, NEW YORK, NY (https://www.google.com/maps/place/525%207TH%20AVENUE,NEW%20YORK,NY)	Graph	1	\$38,771.20	\$38,771.20	\$38,771.20	\$38,771.20
Totals	Graph	13	\$58,677.15	\$47,049.60	\$38,771.20	\$114,500.00

Employer Name/Worksite Address	Graph	Count	Mean Wage	Median Wage	Lowest Wage	Highest Wage
212 BIZ LLC, 525 FASHION AVENUE, NEW YORK, NY (https://www.google.com/maps/place/525%20FASHION%20AVENUE,NEW%20YORK,NY)	Graph	1	\$39,900.00	\$39,900.00	\$39,900.00	\$39,900.00
CHANGE FASHION INC., 525 7TH AVE, NEW YORK CITY, NY (https://www.google.com/maps/place/525%207TH%20AVE,NEW%20YORK%20CITY,NY)	Graph	1	\$76,960.00	\$76,960.00	\$76,960.00	\$76,960.00
CHANGE FASHION, INC., 525 7TH AVE, SUITE 807, NEW YORK, NY (https://www.google.com/maps/place/525%207TH%20AVE,%20SUITE%20807,NEW%20YORK,NY)	Graph	1	\$48,360.00	\$48,360.00	\$48,360.00	\$48,360.00
CLJ SALES CORP, 525 FASHION AVE, NEW YORK, NY (https://www.google.com/maps/place/525%20FASHION%20AVE,NEW%20YORK,NY)	Graph	1	\$47,049.60	\$47,049.60	\$47,049.60	\$47,049.60
JBDC, LLC, 525 SEVENTH AVENUE, NEW YORK, NY (https://www.google.com/maps/place/525%20SEVENTH%20AVENUE,NEW%20YORK,NY)	Graph	1	\$44,990.40	\$44,990.40	\$44,990.40	\$44,990.40
KAKAR, P.C., 525 SEVENTH AVENUE, SUITE 1810, NEW YORK, NY (https://www.google.com/maps/place/525%20SEVENTH%20AVENUE,%20SUITE%201810,NEW%20YORK,NY)	Graph	1	\$88,400.00	\$88,400.00	\$88,400.00	\$88,400.00
NYC ALLIANCE GROUP LLC, 525 7TH AVE, SUITE 701, NEW YORK, NY (https://www.google.com/maps/place/525%207TH%20AVE,%20SUITE%20701,NEW%20YORK,NY)	Graph	1	\$46,675.20	\$46,675.20	\$46,675.20	\$46,675.20
RAMS IMPORTS INC., 525 SEVENTH AVENUE, SUITE 310, NEW YORK, NY (https://www.google.com/maps/place/525%20SEVENTH%20AVENUE,%20SUITE%20310,NEW%20YORK,NY)	Graph	1	\$63,500.00	\$63,500.00	\$63,500.00	\$63,500.00
FU DA INTERNATIONAL LTD., 525 7TH AVENUE, NEW YORK, NY (https://www.google.com/maps/place/525%207TH%20AVENUE,NEW%20YORK,NY)	Graph	5	\$60,207.72	\$47,400.00	\$42,889.60	\$100,000.00
Totals	Graph	13	\$58,221.06	\$47,400.00	\$39,900.00	\$100,000.00

Latitude: 40.75362 Longitude: -73.985459

Employer Name/Worksite Address	Graph	Count	Mean Wage	Median Wage	Lowest Wage	Highest Wage
LBLAKES PARTNERS, LLC, 104 W40TH ST, NEW YORK, NY (https://www.google.com/maps/place/104%20W40TH%20ST,NEW%20YORK,NY)	Graph	1	\$66,248.00	\$66,248.00	\$66,248.00	\$66,248.00
Totals	Graph	1	\$66,248.00	\$66,248.00	\$66,248.00	\$66,248.00

Latitude: 40.753621 Longitude: -73.980867

Employer Name/Employer Address	Graph	Count	Mean Wage	Median Wage	Lowest Wage	Highest Wage
BLISS INTEGRATED COMMUNICATIONS LLC, 500 5TH AVENUE, NEW YORK, NY (https://www.google.com/maps/place/500%205TH%20AVENUE,NEW%20YORK,NY)	Graph	1	\$44,000.00	\$44,000.00	\$44,000.00	\$44,000.00
CHINA XD PLASTIC COMPANY LIMITED, 500 FIFTH AVE, NEW YORK, NY (https://www.google.com/maps/place/500%20FIFTH%20AVE,NEW%20YORK,NY)	Graph	1	\$65,748.80	\$65,748.80	\$65,748.80	\$65,748.80
CITIHUB, INC., 500 FIFTH AVE, NEW YORK, NY (https://www.google.com/maps/place/500%20FIFTH%20AVE,NEW%20YORK,NY)	Graph	1	\$130,000.00	\$130,000.00	\$130,000.00	\$130,000.00
GRAYCLIFF PARTNERS LP, 500 FIFTH AVENUE, NEW YORK, NY (https://www.google.com/maps/place/500%20FIFTH%20AVENUE,NEW%20YORK,NY)	Graph	1	\$399,984.00	\$399,984.00	\$399,984.00	\$399,984.00
KURAMO CAPITAL MANAGEMENT, LLC, 500 FIFTH AVENUE, NEW YORK, NY (https://www.google.com/maps/place/500%20FIFTH%20AVENUE,NEW%20YORK,NY)	Graph	1	\$105,000.00	\$105,000.00	\$105,000.00	\$105,000.00

H-1B Work Visas						
Employer Name/Employer Address	Graph	Count	Mean Wage	Median Wage	Lowest Wage	Highest Wage
LAW OFFICE OF RICHARD A. NEWMAN, 500 FIFTH AVENUE, SUITE 3020, NEW YORK, NY (https://www.google.com/maps/place/500%20FIFTH%20AVENUE,%20SUITE%203020,NEW%20YORK,NY)		1	\$43,680.00	\$43,680.00	\$43,680.00	\$43,680.00
RYAN LABS ASSET MANAGEMENT INC., 500 FIFTH AVENUE, SUITE 2520, NEW YORK, NY (https://www.google.com/maps/place/500%20FIFTH%20AVENUE,%20SUITE%202520,NEW%20YORK,NY)		1	\$95,160.00	\$95,160.00	\$95,160.00	\$95,160.00
SWISS BENEVOLENT SOCIETY OF NEW YORK, 500 5TH AVE, NEW YORK, NY (https://www.google.com/maps/place/500%205TH%20AVE,NEW%20YORK,NY)		1	\$49,920.00	\$49,920.00	\$49,920.00	\$49,920.00
VINCE, LLC, 500 FIFTH AVENUE, NEW YORK, NY (https://www.google.com/maps/place/500%20FIFTH%20AVENUE,NEW%20YORK,NY)		1	\$114,883.00	\$114,883.00	\$114,883.00	\$114,883.00
VINCE, LLC., 500 FIFTH AVENUE, NEW YORK, NY (https://www.google.com/maps/place/500%20FIFTH%20AVENUE,NEW%20YORK,NY)		1	\$274,999.92	\$274,999.92	\$274,999.92	\$274,999.92
WOLLMUTH MAHER & DEUTSCH LLP, 500 FIFTH AVENUE, NEW YORK, NY (https://www.google.com/maps/place/500%20FIFTH%20AVENUE,NEW%20YORK,NY)		1	\$150,000.00	\$150,000.00	\$150,000.00	\$150,000.00
WOLLMUTH MAHER & DEUTSCH LLP, 500 FIFTH AVENUE, 12TH FLOOR, NEW YORK, NY (https://www.google.com/maps/place/500%20FIFTH%20AVENUE,%2012TH%20FLOOR,NEW%20YORK,NY)		2	\$145,000.00	\$140,000.00	\$140,000.00	\$150,000.00
ACSEL HEALTH LLC, 500 5TH AVE., SUITE 2760, NEW YORK, NY (https://www.google.com/maps/place/500%205TH%20AVE.,%20SUITE%202760,NEW%20YORK,NY)		3	\$57,900.33	\$62,421.00	\$48,859.00	\$62,421.00
Totals		16	\$121,067.30	\$95,160.00	\$43,680.00	\$399,984.00

Employer Name/Worksite Address	Graph	Count	Mean Wage	Median Wage	Lowest Wage	Highest Wage
CHINA XD PLASTIC COMPANY LIMITED, 500 FIFTH AVE, NEW YORK, NY (https://www.google.com/maps/place/500%20FIFTH%20AVE,NEW%20YORK,NY)		1	\$65,748.80	\$65,748.80	\$65,748.80	\$65,748.80
FEDERAL SOFT SYSTEMS INC, 500 5TH AVENUE, NEWYORK, NY (https://www.google.com/maps/place/500%205TH%20AVENUE,NEWYORK,NY)		1	\$70,300.00	\$70,300.00	\$70,300.00	\$70,300.00
LAW OFFICE OF RICHARD A. NEWMAN, 500 FIFTH AVENUE, SUITE 3020, NEW YORK, NY (https://www.google.com/maps/place/500%20FIFTH%20AVENUE,%20SUITE%203020,NEW%20YORK,NY)		1	\$43,680.00	\$43,680.00	\$43,680.00	\$43,680.00
RYAN LABS ASSET MANAGEMENT INC., 500 FIFTH AVENUE, SUITE 2520, NEW YORK, NY (https://www.google.com/maps/place/500%20FIFTH%20AVENUE,%20SUITE%202520,NEW%20YORK,NY)		1	\$95,160.00	\$95,160.00	\$95,160.00	\$95,160.00
WOLLMUTH MAHER & DEUTSCH LLP, 500 FIFTH AVENUE, 12TH FLOOR, NEW YORK, NY (https://www.google.com/maps/place/500%20FIFTH%20AVENUE,%2012TH%20FLOOR,NEW%20YORK,NY)		1	\$140,000.00	\$140,000.00	\$140,000.00	\$140,000.00
WOLLMUTH MAHER & DEUTSCH LLP, 500 FIFTH AVENUE, 12TH FLOOR, NEW YORK, NY (https://www.google.com/maps/place/500%20FIFTH%20AVENUE,%2012TH%20FLOOR,NEW%20YORK,NY)		1	\$150,000.00	\$150,000.00	\$150,000.00	\$150,000.00
RELIABLE SOFTWARE RESOURCES, INC., 500 5TH AVE, NEW YORK, NY (https://www.google.com/maps/place/500%205TH%20AVE,NEW%20YORK,NY)		2	\$57,460.00	\$49,920.00	\$49,920.00	\$65,748.80
ACSEL HEALTH LLC, 500 5TH AVE., SUITE 2760, NEW YORK, NY (https://www.google.com/maps/place/500%205TH%20AVE.,%20SUITE%202760,NEW%20YORK,NY)		3	\$57,900.33	\$62,421.00	\$48,859.00	\$62,421.00
BDO USA, LLP, 500 5TH AVENUE, NEW YORK, NY (https://www.google.com/maps/place/500%205TH%20AVENUE,NEW%20YORK,NY)		3	\$66,566.67	\$73,700.00	\$44,000.00	\$82,400.00
CLOUTICS CODERS INC, 500 FIFTH AVENUE, NEW YORK, NY (https://www.google.com/maps/place/500%20FIFTH%20AVENUE,NEW%20YORK,NY)		10	\$115,869.59	\$93,000.00	\$60,000.00	\$274,999.92
Totals		24	\$92,162.74	\$73,700.00	\$43,680.00	\$274,999.92

Latitude: 40.753624 Longitude: -73.981398

Employer Name/Worksite Address	Graph	Count	Mean Wage	Median Wage	Lowest Wage	Highest Wage
NETROCON SYSTEMS LLC, 11W 42ND STREET, NEW YORK, NY (https://www.google.com/maps/place/11W%2042ND%20STREET,NEW%20YORK,NY)		1	\$100,000.00	\$100,000.00	\$100,000.00	\$100,000.00
Totals		1	\$100,000.00	\$100,000.00	\$100,000.00	\$100,000.00

Latitude: 40.753639 Longitude: -73.655888

Employer Name/Employer Address	Graph	Count	Mean Wage	Median Wage	Lowest Wage	Highest Wage
--------------------------------	-------	-------	-----------	-------------	-------------	--------------

Employer Name/Employer Address	Graph	Count	Mean Wage	Median Wage	Lowest Wage	Highest Wage
SUPER H MART INC, 400 HILLSIDE AVENUE, WILLISTON PARK, NY (https://www.google.com/maps/place/400%20HILLSIDE%20AVENUE,WILLISTON%20PARK,NY)	Graph	1	\$49,920.00	\$49,920.00	\$49,920.00	\$49,920.00
Totals	Graph	1	\$49,920.00	\$49,920.00	\$49,920.00	\$49,920.00

Employer Name/Worksite Address	Graph	Count	Mean Wage	Median Wage	Lowest Wage	Highest Wage
SUPER H MART INC, 400 HILLSIDE AVENUE, WILLISTON PARK, NY (https://www.google.com/maps/place/400%20HILLSIDE%20AVENUE,WILLISTON%20PARK,NY)	Graph	1	\$49,920.00	\$49,920.00	\$49,920.00	\$49,920.00
Totals	Graph	1	\$49,920.00	\$49,920.00	\$49,920.00	\$49,920.00

Latitude: 40.75364 Longitude: -73.991179

Employer Name/Employer Address	Graph	Count	Mean Wage	Median Wage	Lowest Wage	Highest Wage
HIGH PEAKS PRODUCTIONS, INC., 266 WEST 37TH STREET, SUITE 1600, NEW YORK, NY (https://www.google.com/maps/place/266%20WEST%2037TH%20STREET,%20SUITE%201600,NEW%20YORK,NY)	Graph	1	\$100,000.00	\$100,000.00	\$100,000.00	\$100,000.00
Totals	Graph	1	\$100,000.00	\$100,000.00	\$100,000.00	\$100,000.00

Employer Name/Worksite Address	Graph	Count	Mean Wage	Median Wage	Lowest Wage	Highest Wage
HIGH PEAKS PRODUCTIONS, INC., 266 WEST 37TH STREET, SUITE 1600, NEW YORK, NY (https://www.google.com/maps/place/266%20WEST%2037TH%20STREET,%20SUITE%201600,NEW%20YORK,NY)	Graph	1	\$100,000.00	\$100,000.00	\$100,000.00	\$100,000.00
Totals	Graph	1	\$100,000.00	\$100,000.00	\$100,000.00	\$100,000.00

Latitude: 40.753648 Longitude: -73.978579

Employer Name/Employer Address	Graph	Count	Mean Wage	Median Wage	Lowest Wage	Highest Wage
ALPHAPOINT CORPORATION, 335 MADISON AVENUE, NEW YORK, NY (https://www.google.com/maps/place/335%20MADISON%20AVENUE,NEW%20YORK,NY)	Graph	1	\$70,000.00	\$70,000.00	\$70,000.00	\$70,000.00
BAM-X, INC., 335 MADISON AVENUE, NEW YORK, NY (https://www.google.com/maps/place/335%20MADISON%20AVENUE,NEW%20YORK,NY)	Graph	1	\$65,000.00	\$65,000.00	\$65,000.00	\$65,000.00
BLOCPower LLC, 335 MADISON AVE, NEW YORK, NY (https://www.google.com/maps/place/335%20MADISON%20AVE,NEW%20YORK,NY)	Graph	1	\$55,000.00	\$55,000.00	\$55,000.00	\$55,000.00
BOOM SHAKALAKA, INC., 335 MADISON AVENUE, 16TH FLOOR, NEW YORK, NY (https://www.google.com/maps/place/335%20MADISON%20AVENUE,%2016TH%20FLOOR,NEW%20YORK,NY)	Graph	1	\$120,640.00	\$120,640.00	\$120,640.00	\$120,640.00
BOOM SHAKALAKA, INC., 335 MADISON AVENUE, NEW YORK, NY (https://www.google.com/maps/place/335%20MADISON%20AVENUE,NEW%20YORK,NY)	Graph	1	\$100,000.00	\$100,000.00	\$100,000.00	\$100,000.00
HOMER LOGISTICS INC, 335 MADISON AVE, NEW YORK, NY (https://www.google.com/maps/place/335%20MADISON%20AVE,NEW%20YORK,NY)	Graph	1	\$105,000.00	\$105,000.00	\$105,000.00	\$105,000.00
MODALYST INC, 335 MADISON AVENUE, NEW YORK, NY (https://www.google.com/maps/place/335%20MADISON%20AVENUE,NEW%20YORK,NY)	Graph	1	\$60,000.00	\$60,000.00	\$60,000.00	\$60,000.00
MODALYST, INC., 335 MADISON AVENUE, NEW YORK, NY (https://www.google.com/maps/place/335%20MADISON%20AVENUE,NEW%20YORK,NY)	Graph	1	\$77,105.60	\$77,105.60	\$77,105.60	\$77,105.60
NOMAD HEALTH, INC., 335 MADISON AVENUE, NEW YORK, NY (https://www.google.com/maps/place/335%20MADISON%20AVENUE,NEW%20YORK,NY)	Graph	1	\$62,962.00	\$62,962.00	\$62,962.00	\$62,962.00
PINNACLE ASSOCIATES, LTD., 335 MADISON AVENUE, NEW YORK, NY (https://www.google.com/maps/place/335%20MADISON%20AVENUE,NEW%20YORK,NY)	Graph	1	\$65,749.00	\$65,749.00	\$65,749.00	\$65,749.00
PROJECT SEPTEMBER INC., 335 MADISON AVENUE, NEW YORK, NY (https://www.google.com/maps/place/335%20MADISON%20AVENUE,NEW%20YORK,NY)	Graph	1	\$200,000.00	\$200,000.00	\$200,000.00	\$200,000.00
SABR CAPITAL MANAGEMENT LLC, 335 MADISON AVENUE, NEW YORK, NY (https://www.google.com/maps/place/335%20MADISON%20AVENUE,NEW%20YORK,NY)	Graph	1	\$65,749.00	\$65,749.00	\$65,749.00	\$65,749.00
SPACEFACTORY INC, 335 MADISON AVENUE, NEW YORK, NY (https://www.google.com/maps/place/335%20MADISON%20AVENUE,NEW%20YORK,NY)	Graph	1	\$105,000.00	\$105,000.00	\$105,000.00	\$105,000.00

Employer Name/Employer Address	Graph	Count	Mean Wage	Median Wage	Lowest Wage	Hig W
SPACEFACTORY INC., 335 MADISON AVE., NEW YORK, NY (https://www.google.com/maps/place/335%20MADISON%20AVE.,NEW%20YORK,NY)	Graph	1	\$75,000.00	\$75,000.00	\$75,000.00	\$75,000.00
VESTORLY, INC., 335 MADISON AVE, NEW YORK, NY (https://www.google.com/maps/place/335%20MADISON%20AVE.,NEW%20YORK,NY)	Graph	1	\$110,000.00	\$110,000.00	\$110,000.00	\$110,000.00
VESTORLY, INC., 335 MADISON AVENUE, NEW YORK, NY (https://www.google.com/maps/place/335%20MADISON%20AVENUE,NEW%20YORK,NY)	Graph	1	\$80,000.00	\$80,000.00	\$80,000.00	\$80,000.00
BLOCPower LLC, 335 MADISON AVENUE, 4TH FLOOR, NEW YORK, NY (https://www.google.com/maps/place/335%20MADISON%20AVENUE,%204TH%20FLOOR,NEW%20YORK,NY)	Graph	2	\$56,878.00	\$55,370.00	\$55,370.00	\$58,000.00
VESTORLY, INC., 335 MADISON AVE., NEW YORK, NY (https://www.google.com/maps/place/335%20MADISON%20AVE.,NEW%20YORK,NY)	Graph	2	\$85,000.00	\$50,000.00	\$50,000.00	\$120,000.00
Totals	Graph	20	\$85,048.08	\$70,000.00	\$50,000.00	\$200,000.00

Employer Name/Worksite Address	Graph	Count	Mean Wage	Median Wage	Lowest Wage	Hig W
BOOM SHAKALAKA, INC., 335 MADISON AVENUE, 16TH FLOOR, NEW YORK, NY (https://www.google.com/maps/place/335%20MADISON%20AVENUE,%2016TH%20FLOOR,NEW%20YORK,NY)	Graph	1	\$120,640.00	\$120,640.00	\$120,640.00	\$120,640.00
HOMER LOGISTICS INC, 335 MADISON AVENUE, NEW YORK, NY (https://www.google.com/maps/place/335%20MADISON%20AVENUE,NEW%20YORK,NY)	Graph	1	\$105,000.00	\$105,000.00	\$105,000.00	\$105,000.00
BLOCPower LLC, 335 MADISON AVE, NEW YORK, NY (https://www.google.com/maps/place/335%20MADISON%20AVE.,NEW%20YORK,NY)	Graph	2	\$82,500.00	\$55,000.00	\$55,000.00	\$110,000.00
BLOCPower LLC, 335 MADISON AVENUE, 4TH FLOOR, NEW YORK, NY (https://www.google.com/maps/place/335%20MADISON%20AVENUE,%204TH%20FLOOR,NEW%20YORK,NY)	Graph	2	\$56,878.00	\$55,370.00	\$55,370.00	\$58,000.00
INVENTIV HEALTH CONSULTING, INC., 335 MADISON AVENUE, 17TH FLOOR, NEW YORK, NY (https://www.google.com/maps/place/335%20MADISON%20AVENUE,%2017TH%20FLOOR,NEW%20YORK,NY)	Graph	2	\$85,000.00	\$75,000.00	\$75,000.00	\$95,000.00
VESTORLY, INC., 335 MADISON AVE., NEW YORK, NY (https://www.google.com/maps/place/335%20MADISON%20AVE.,NEW%20YORK,NY)	Graph	6	\$87,541.50	\$75,000.00	\$50,000.00	\$121,000.00
ALPHAPOINT CORPORATION, 335 MADISON AVENUE, NEW YORK, NY (https://www.google.com/maps/place/335%20MADISON%20AVENUE,NEW%20YORK,NY)	Graph	28	\$108,134.23	\$100,000.00	\$55,910.40	\$245,000.00
Totals	Graph	42	\$100,652.46	\$93,200.00	\$50,000.00	\$245,000.00

Latitude: 40.753684 Longitude: -73.996007

Employer Name/Worksite Address	Graph	Count	Mean Wage	Median Wage	Lowest Wage	Highest Wage
ENGENDERHEALTH, INC., 440 NINTH AVE, NEW YORK, NY (https://www.google.com/maps/place/440%20NINTH%20AVE,NEW%20YORK,NY)	Graph	1	\$125,000.00	\$125,000.00	\$125,000.00	\$125,000.00
B&H PHOTO VIDEO-PRO AUDIO INC., 440 NINTH AVENUE, NEW YORK, NY (https://www.google.com/maps/place/440%20NINTH%20AVENUE,NEW%20YORK,NY)	Graph	2	\$143,500.00	\$137,000.00	\$137,000.00	\$150,000.00
Totals	Graph	3	\$137,333.33	\$137,000.00	\$125,000.00	\$150,000.00

Latitude: 40.753694 Longitude: -73.986992

Employer Name/Employer Address	Graph	Count	Mean Wage	Median Wage	Lowest Wage	Highest Wage
GROUP JS INTERNATIONAL LTD., 1412 BROADWAY, NEW YORK, NY (https://www.google.com/maps/place/1412%20BROADWAY,NEW%20YORK,NY)	Graph	1	\$150,000.00	\$150,000.00	\$150,000.00	\$150,000.00
GROUP JS INTERNATIONAL LTD., 1412 BROADWAY, SUITE #1200, NEW YORK, NY (https://www.google.com/maps/place/1412%20BROADWAY,%20SUITE%20#1200,NEW%20YORK,NY)	Graph	1	\$98,000.00	\$98,000.00	\$98,000.00	\$98,000.00
OUTERSTUFF LLC, 1412 BROADWAY, NEW YORK, NY (https://www.google.com/maps/place/1412%20BROADWAY,NEW%20YORK,NY)	Graph	1	\$64,812.80	\$64,812.80	\$64,812.80	\$64,812.80
QUARTET FINANCIAL SYSTEMS, INC. D/B/A ACTIVEVIAM, 1412 BROADWAY, SUITE 2300, NEW YORK, NY (https://www.google.com/maps/place/1412%20BROADWAY,%20SUITE%202300,NEW%20YORK,NY)	Graph	1	\$96,900.00	\$96,900.00	\$96,900.00	\$96,900.00
QUARTET FINANCIAL SYSTEMS, INC., 1412 BROADWAY, NEW YORK, NY (https://www.google.com/maps/place/1412%20BROADWAY,NEW%20YORK,NY)	Graph	1	\$115,000.00	\$115,000.00	\$115,000.00	\$115,000.00

Employer Name/Employer Address	Graph	Count	Mean Wage	Median Wage	Lowest Wage	Highest Wage
SHIMMER CREATIVE LLC, 1412 BROADWAY, NEW YORK, NY (https://www.google.com/maps/place/1412%20BROADWAY,NEW%20YORK,NY)	Graph	1	\$48,600.00	\$48,600.00	\$48,600.00	\$48,600.00
KIDPASS INC., 1412 BROADWAY, NEW YORK, NY (https://www.google.com/maps/place/1412%20BROADWAY,NEW%20YORK,NY)	Graph	2	\$66,560.00	\$66,560.00	\$66,560.00	\$66,560.00
POLYMATH LABS INC., 1412 BROADWAY, NEW YORK, NY (https://www.google.com/maps/place/1412%20BROADWAY,NEW%20YORK,NY)	Graph	2	\$56,668.00	\$50,000.00	\$50,000.00	\$63,336.00
COLLEGE DAILY INC., 1412 BROADWAY, NEW YORK, NY (https://www.google.com/maps/place/1412%20BROADWAY,NEW%20YORK,NY)	Graph	3	\$57,844.93	\$44,428.80	\$31,034.00	\$98,072.00
Totals	Graph	13	\$76,407.97	\$66,560.00	\$31,034.00	\$150,000.00

Employer Name/Worksite Address	Graph	Count	Mean Wage	Median Wage	Lowest Wage	Highest Wage
QUARTET FINANCIAL SYSTEMS, INC. D/B/A ACTIVEVIA, 1412 BROADWAY, SUITE 2300, NEW YORK, NY (https://www.google.com/maps/place/1412%20BROADWAY,%20SUITE%202300,NEW%20YORK,NY)	Graph	1	\$96,900.00	\$96,900.00	\$96,900.00	\$96,900.00
COLLEGE DAILY INC., 1412 BROADWAY, NEW YORK, NY (https://www.google.com/maps/place/1412%20BROADWAY,NEW%20YORK,NY)	Graph	11	\$72,582.15	\$64,812.80	\$31,034.00	\$150,000.00
Totals	Graph	12	\$74,608.63	\$64,812.80	\$31,034.00	\$150,000.00

Latitude: 40.753699 Longitude: -73.989393

Employer Name/Employer Address	Graph	Count	Mean Wage	Median Wage	Lowest Wage	Highest Wage
PACIFIC TRIMMING ENTERPRISE, INC., 220 W, 38TH ST, NEW YORK, NY (https://www.google.com/maps/place/220%20W,%2038TH%20ST,NEW%20YORK,NY)	Graph	1	\$50,000.00	\$50,000.00	\$50,000.00	\$50,000.00
Totals	Graph	1	\$50,000.00	\$50,000.00	\$50,000.00	\$50,000.00

Employer Name/Worksite Address	Graph	Count	Mean Wage	Median Wage	Lowest Wage	Highest Wage
PACIFIC TRIMMING ENTERPRISE, INC., 220 W, 38TH ST, NEW YORK, NY (https://www.google.com/maps/place/220%20W,%2038TH%20ST,NEW%20YORK,NY)	Graph	1	\$50,000.00	\$50,000.00	\$50,000.00	\$50,000.00
Totals	Graph	1	\$50,000.00	\$50,000.00	\$50,000.00	\$50,000.00

Latitude: 40.753717 Longitude: -73.992926

Employer Name/Employer Address	Graph	Count	Mean Wage	Median Wage	Lowest Wage	Highest Wage
SGN GROUP, 347 W 36 STREET, NEW YORK, NY (https://www.google.com/maps/place/347%20W%2036%20STREET,NEW%20YORK,NY)	Graph	1	\$120,000.00	\$120,000.00	\$120,000.00	\$120,000.00
WERKSTATT DEVELOPMENT, INC., 347 W. 36 ST. RM 1003, NEW YORK, NY (https://www.google.com/maps/place/347%20W.%2036%20ST.%20RM%201003,NEW%20YORK,NY)	Graph	1	\$72,000.00	\$72,000.00	\$72,000.00	\$72,000.00
OCTANE LENDING INC., 347 W 36TH ST, NEW YORK, NY (https://www.google.com/maps/place/347%20W%2036TH%20ST,NEW%20YORK,NY)	Graph	2	\$138,260.00	\$91,520.00	\$91,520.00	\$185,000.00
Totals	Graph	4	\$117,130.00	\$91,520.00	\$72,000.00	\$185,000.00

Employer Name/Worksite Address	Graph	Count	Mean Wage	Median Wage	Lowest Wage	Highest Wage
OCTANE LENDING INC., 347 W 36TH ST, NEW YORK, NY (https://www.google.com/maps/place/347%20W%2036TH%20ST,NEW%20YORK,NY)	Graph	1	\$91,520.00	\$91,520.00	\$91,520.00	\$91,520.00
OCTANE LENDING INC., 347 W 36TH ST., NEW YORK, NY (https://www.google.com/maps/place/347%20W%2036TH%20ST.,NEW%20YORK,NY)	Graph	1	\$185,000.00	\$185,000.00	\$185,000.00	\$185,000.00
WERKSTATT DEVELOPMENT, INC., 347 W 36 ST RM 1003, NEW YORK, NY (https://www.google.com/maps/place/347%20W%2036%20ST%20RM%201003,NEW%20YORK,NY)	Graph	1	\$72,000.00	\$72,000.00	\$72,000.00	\$72,000.00
Totals	Graph	3	\$116,173.33	\$91,520.00	\$72,000.00	\$185,000.00

Latitude: 40.753718 Longitude: -73.985604

Employer Name/Employer Address	Graph	Count	Mean Wage	Median Wage	Lowest Wage
APPLIED ACADEMICS LLC, 110 WEST 40TH STREET, NEW YORK, NY (https://www.google.com/maps/place/110%20WEST%2040TH%20STREET,NEW%20YORK,NY)	Graph	1	\$100,000.00	\$100,000.00	\$100,000.00
BHARAT R. MAGDALIA CPA PC, 110 WEST 40TH STREET, NEW YORK, NY (https://www.google.com/maps/place/110%20WEST%2040TH%20STREET,NEW%20YORK,NY)	Graph	1	\$56,160.00	\$56,160.00	\$56,160.00
BRICKHOUSE ELECTRONICS LLC, 110 WEST 40TH STREET, 26TH FLOOR, NEW YORK, NY (https://www.google.com/maps/place/110%20WEST%2040TH%20STREET,%2026TH%20FLOOR,NEW%20YORK,NY)	Graph	1	\$45,206.72	\$45,206.72	\$45,206.72
FOLOR, INC., 110 WEST 40TH STREET, SUITE 1201, NEW YORK, NY (https://www.google.com/maps/place/110%20WEST%2040TH%20STREET,%20SUITE%201201,NEW%20YORK,NY)	Graph	1	\$85,000.00	\$85,000.00	\$85,000.00
KR INTERCORP, INC., 110 W. 40TH STREET, SUITE 2207, NEW YORK, NY (https://www.google.com/maps/place/110%20W.%2040TH%20STREET,%20SUITE%202207,NEW%20YORK,NY)	Graph	1	\$42,000.00	\$42,000.00	\$42,000.00
Totals	Graph	5	\$65,673.34	\$56,160.00	\$42,000.00

Employer Name/Worksite Address	Graph	Count	Mean Wage	Median Wage	Lowest Wage	Highest Wage
BRICKHOUSE ELECTRONICS LLC, 110 WEST 40TH STREET, 26TH FLOOR, NEW YORK, NY (https://www.google.com/maps/place/110%20WEST%2040TH%20STREET,%2026TH%20FLOOR,NEW%20YORK,NY)	Graph	1	\$45,206.72	\$45,206.72	\$45,206.72	\$45,206.72
FOLOR, INC., 110 WEST 40TH STREET, SUITE 1201, NEW YORK, NY (https://www.google.com/maps/place/110%20WEST%2040TH%20STREET,%20SUITE%201201,NEW%20YORK,NY)	Graph	1	\$85,000.00	\$85,000.00	\$85,000.00	\$85,000.00
KR INTERCORP, INC., 110 W. 40TH STREET, SUITE 2207, NEW YORK, NY (https://www.google.com/maps/place/110%20W.%2040TH%20STREET,%20SUITE%202207,NEW%20YORK,NY)	Graph	1	\$42,000.00	\$42,000.00	\$42,000.00	\$42,000.00
TAPINATOR, INC., 110 W 40 ST, NEW YORK, NY (https://www.google.com/maps/place/110%20W%2040%20ST,NEW%20YORK,NY)	Graph	1	\$91,520.00	\$91,520.00	\$91,520.00	\$91,520.00
NEW LEAF LITERARY & MEDIA, INC., 110 WEST 40TH STREET, NEW YORK, NY (https://www.google.com/maps/place/110%20WEST%2040TH%20STREET,NEW%20YORK,NY)	Graph	3	\$66,353.33	\$56,160.00	\$42,900.00	\$100,000.00
Totals	Graph	7	\$66,112.39	\$56,160.00	\$42,000.00	\$100,000.00

Latitude: 40.753733 Longitude: -73.987118

Employer Name/Employer Address	Graph	Count	Mean Wage	Median Wage	Lowest Wage	Highest Wage
451 RESEARCH, LLC, 1411 BROADWAY, NEW YORK CITY, NY (https://www.google.com/maps/place/1411%20BROADWAY,NEW%20YORK%20CITY,NY)	Graph	1	\$66,000.00	\$66,000.00	\$66,000.00	\$66,000.00
ARMAND DE BRIGNAC HOLDINGS, LLC, 1411 BROADWAY, NEW YORK, NY (https://www.google.com/maps/place/1411%20BROADWAY,NEW%20YORK,NY)	Graph	1	\$210,000.00	\$210,000.00	\$210,000.00	\$210,000.00
BASIC RESOURCES INC., 1411 BROADWAY, 2ND FLOOR, NEW YORK, NY (https://www.google.com/maps/place/1411%20BROADWAY,%202ND%20FLOOR,NEW%20YORK,NY)	Graph	1	\$50,000.00	\$50,000.00	\$50,000.00	\$50,000.00
BROWZWEAR GLOBAL NORTH AMERICA INC, 1411 BROADWAY, NEW YORK, NY (https://www.google.com/maps/place/1411%20BROADWAY,NEW%20YORK,NY)	Graph	1	\$50,000.00	\$50,000.00	\$50,000.00	\$50,000.00
BW GLOBAL NORTH AMERICA INC., 1411 BROADWAY, NEW YORK, NY (https://www.google.com/maps/place/1411%20BROADWAY,NEW%20YORK,NY)	Graph	1	\$50,000.00	\$50,000.00	\$50,000.00	\$50,000.00
HONGDOU NEW YORK, INC., 1411 BROADWAY, NEW YORK, NY (https://www.google.com/maps/place/1411%20BROADWAY,NEW%20YORK,NY)	Graph	1	\$48,000.00	\$48,000.00	\$48,000.00	\$48,000.00
ISETAN MITSUKOSHI LTD. REPRESENTATIVE OFFICE, 1411 BROADWAY, SUITE 1030A, NEW YORK, NY (https://www.google.com/maps/place/1411%20BROADWAY,%20SUITE%201030A,NEW%20YORK,NY)	Graph	1	\$46,675.20	\$46,675.20	\$46,675.20	\$46,675.20
NINE WEST HOLDINGS INC., 1411 BROADWAY, NEW YORK, NY (https://www.google.com/maps/place/1411%20BROADWAY,NEW%20YORK,NY)	Graph	1	\$90,000.00	\$90,000.00	\$90,000.00	\$90,000.00
AUTHENTIC BRANDS GROUP LLC, 1411 BROADWAY, NEW YORK, NY (https://www.google.com/maps/place/1411%20BROADWAY,NEW%20YORK,NY)	Graph	2	\$57,500.00	\$55,000.00	\$55,000.00	\$60,000.00
Totals	Graph	10	\$72,567.52	\$50,000.00	\$46,675.20	\$210,000.00

Employer Name/Worksite Address	Graph	Count	Mean Wage	Median Wage	Lowest Wage	Highest Wage
--------------------------------	-------	-------	-----------	-------------	-------------	--------------

Employer Name/Worksite Address	Graph	Count	Mean Wage	Median Wage	Lowest Wage	Highest Wage
451 RESEARCH, LLC, 1411 BROADWAY, NEW YORK CITY, NY (https://www.google.com/maps/place/1411%20BROADWAY,NEW%20YORK%20CITY,NY)	Graph	1	\$66,000.00	\$66,000.00	\$66,000.00	\$66,000.00
BASIC RESOURCES INC., 1411 BROADWAY, 2ND FLOOR, NEW YORK, NY (https://www.google.com/maps/place/1411%20BROADWAY,%202ND%20FLOOR,NEW%20YORK,NY)	Graph	1	\$50,000.00	\$50,000.00	\$50,000.00	\$50,000.00
FILA U.S.A., INC., 1411 BROADWAY AVE., NEW YORK, NY (https://www.google.com/maps/place/1411%20BROADWAY%20AVE.,NEW%20YORK,NY)	Graph	1	\$48,799.92	\$48,799.92	\$48,799.92	\$48,799.92
FIREEYE, INC., 1411 BROADWAY, 32ND FLOOR, NEW YORK, NY (https://www.google.com/maps/place/1411%20BROADWAY,%2032ND%20FLOOR,NEW%20YORK,NY)	Graph	1	\$128,200.00	\$128,200.00	\$128,200.00	\$128,200.00
ISETAN MITSUKOSHI LTD. REPRESENTATIVE OFFICE, 1411 BROADWAY, SUITE 1030A, NEW YORK, NY (https://www.google.com/maps/place/1411%20BROADWAY,%20SUITE%201030A,NEW%20YORK,NY)	Graph	1	\$46,675.20	\$46,675.20	\$46,675.20	\$46,675.20
CRA INTERNATIONAL, INC., 1411 BROADWAY, 35TH FLOOR, NEW YORK, NY (https://www.google.com/maps/place/1411%20BROADWAY,%2035TH%20FLOOR,NEW%20YORK,NY)	Graph	2	\$110,219.00	\$110,219.00	\$110,219.00	\$110,219.00
AUTHENTIC BRANDS GROUP LLC, 1411 BROADWAY, NEW YORK, NY (https://www.google.com/maps/place/1411%20BROADWAY,NEW%20YORK,NY)	Graph	18	\$75,421.00	\$58,198.00	\$48,000.00	\$210,000.00
Totals	Graph	25	\$76,707.64	\$58,198.00	\$46,675.20	\$210,000.00

Latitude: 40.753737 Longitude: -73.991069



Employer Name/Employer Address	Graph	Count	Mean Wage	Median Wage	Lowest Wage	Highest Wage
ELEMENTAL PATH, INC., 265 WEST 37TH STREET, SUITE 618, NEW YORK, NY (https://www.google.com/maps/place/265%20WEST%2037TH%20STREET,%20SUITE%20618,NEW%20YORK,NY)	Graph	1	\$50,000.00	\$50,000.00	\$50,000.00	\$50,000.00
EMMELLE DESIGN INC, 265 WEST 37TH STREET STE. 8E, NEW YORK, NY (https://www.google.com/maps/place/265%20WEST%2037TH%20STREET%20STE.%208E,NEW%20YORK,NY)	Graph	1	\$55,000.00	\$55,000.00	\$55,000.00	\$55,000.00
MILLENNIUM PRODUCTIONS, INC., 265 W. 37TH STREET 11TH FLOOR, NEW YORK, NY (https://www.google.com/maps/place/265%20W.%2037TH%20STREET%2011TH%20FLOOR,NEW%20YORK,NY)	Graph	1	\$38,917.00	\$38,917.00	\$38,917.00	\$38,917.00
MILLENNIUM PRODUCTIONS, INC., 265 W. 37TH STREET, NEW YORK, NY (https://www.google.com/maps/place/265%20W.%2037TH%20STREET,NEW%20YORK,NY)	Graph	1	\$38,917.00	\$38,917.00	\$38,917.00	\$38,917.00
Totals	Graph	4	\$45,708.50	\$38,917.00	\$38,917.00	\$55,000.00

Employer Name/Worksite Address	Graph	Count	Mean Wage	Median Wage	Lowest Wage	Highest Wage
ELEMENTAL PATH, INC., 265 WEST 37TH STREET, SUITE 618, NEW YORK, NY (https://www.google.com/maps/place/265%20WEST%2037TH%20STREET,%20SUITE%20618,NEW%20YORK,NY)	Graph	1	\$50,000.00	\$50,000.00	\$50,000.00	\$50,000.00
EMMELLE DESIGN INC, 265 WEST 37TH STREET STE. 8E, NEW YORK, NY (https://www.google.com/maps/place/265%20WEST%2037TH%20STREET%20STE.%208E,NEW%20YORK,NY)	Graph	1	\$55,000.00	\$55,000.00	\$55,000.00	\$55,000.00
MDKD ASSOCIATES, INC., 265 WEST 37TH STREET, NEW YORK, NY (https://www.google.com/maps/place/265%20WEST%2037TH%20STREET,NEW%20YORK,NY)	Graph	1	\$50,000.00	\$50,000.00	\$50,000.00	\$50,000.00
MILLENNIUM PRODUCTIONS, INC., 265 W. 37TH STREET 11TH FLOOR, NEW YORK, NY (https://www.google.com/maps/place/265%20W.%2037TH%20STREET%2011TH%20FLOOR,NEW%20YORK,NY)	Graph	1	\$38,917.00	\$38,917.00	\$38,917.00	\$38,917.00
MILLENNIUM PRODUCTIONS, INC., 265 W. 37TH STREET, NEW YORK, NY (https://www.google.com/maps/place/265%20W.%2037TH%20STREET,NEW%20YORK,NY)	Graph	1	\$38,917.00	\$38,917.00	\$38,917.00	\$38,917.00
Totals	Graph	5	\$46,566.80	\$50,000.00	\$38,917.00	\$55,000.00











Latitude: 40.753741 Longitude: -73.971824






Employer Name/Employer Address	Graph	Count	Mean Wage	Median Wage	Lowest Wage	Highest Wage
PREMIER EVENT MANAGEMENT INC, 212 EAST 47TH STREET, NEW YORK, NY (https://www.google.com/maps/place/212%20EAST%2047TH%20STREET,NEW%20YORK,NY)	Graph	9	\$58,008.89	\$64,480.00	\$47,840.00	\$66,560.00
Totals	Graph	9	\$58,008.89	\$64,480.00	\$47,840.00	\$66,560.00

Employer Name/Worksite Address	Graph	Count	Mean Wage	Median Wage	Lowest Wage	Highest Wage
--------------------------------	-------	-------	-----------	-------------	-------------	--------------

Employer Name/Worksite Address	Graph	Count	Mean Wage	Median Wage	Lowest Wage	Highest Wage
PREMIER EVENT MANAGEMENT INC., 212 EAST 47TH STREET, NEW YORK, NY (https://www.google.com/maps/place/212%20EAST%2047TH%20STREET,NEW%20YORK,NY)		9	\$58,008.89	\$64,480.00	\$47,840.00	\$66,560.00
Totals		9	\$58,008.89	\$64,480.00	\$47,840.00	\$66,560.00

Latitude: 40.753746 Longitude: -73.981347

Employer Name/Employer Address	Graph	Count	Mean Wage	Median Wage	Lowest Wage	Highest Wage
EBS DEALING RESOURCES INC., 11 WEST 42ND STREET, NEW YORK, NY (https://www.google.com/maps/place/11%20WEST%2042ND%20STREET,NEW%20YORK,NY)		1	\$146,058.00	\$146,058.00	\$146,058.00	\$146,058.00
ELIE TAHARI LTD, 11 WEST 42ND STREET, NEW YORK, NY (https://www.google.com/maps/place/11%20WEST%2042ND%20STREET,NEW%20YORK,NY)		1	\$50,000.00	\$50,000.00	\$50,000.00	\$50,000.00
KOHN PEDERSON FOX ASSOCIATES PC, 11 WEST 42ND STREET, NEW YORK, NJ (https://www.google.com/maps/place/11%20WEST%2042ND%20STREET,NEW%20YORK,NJ)		1	\$60,000.00	\$60,000.00	\$60,000.00	\$60,000.00
NEX SERVICES NORTH AMERICA LLC, 11 WEST 42ND STREET, NEW YORK, NY (https://www.google.com/maps/place/11%20WEST%2042ND%20STREET,NEW%20YORK,NY)		1	\$47,590.00	\$47,590.00	\$47,590.00	\$47,590.00
OSCAR DE LA RENTA, LLC, 11 WEST 42ND STREET, NEW YORK, NY (https://www.google.com/maps/place/11%20WEST%2042ND%20STREET,NEW%20YORK,NY)		2	\$72,625.00	\$57,750.00	\$57,750.00	\$87,500.00
KOHN PEDERSON FOX PC, 11 WEST 42ND STREET, NEW YORK, NY (https://www.google.com/maps/place/11%20WEST%2042ND%20STREET,NEW%20YORK,NY)		3	\$73,333.33	\$75,000.00	\$60,000.00	\$85,000.00
KOHN PEDERSON FOX ASSOCIATES PC, 11 WEST 42ND STREET, NEW YORK, NY (https://www.google.com/maps/place/11%20WEST%2042ND%20STREET,NEW%20YORK,NY)		7	\$64,114.57	\$63,000.00	\$60,000.00	\$71,802.00
MICHAEL KORS USA, INC., 11 WEST 42ND STREET, NEW YORK, NY (https://www.google.com/maps/place/11%20WEST%2042ND%20STREET,NEW%20YORK,NY)		8	\$78,033.25	\$80,000.00	\$47,476.00	\$103,000.00
KOHN PEDERSEN FOX ASSOCIATES PC, 11 WEST 42ND STREET, NEW YORK, NY (https://www.google.com/maps/place/11%20WEST%2042ND%20STREET,NEW%20YORK,NY)		23	\$68,822.00	\$67,500.00	\$60,000.00	\$80,000.00
Totals		47	\$70,741.96	\$67,000.00	\$47,476.00	\$146,058.00

Employer Name/Worksite Address	Graph	Count	Mean Wage	Median Wage	Lowest Wage	Highest Wage
SAPIENT CORPORATION, 11 W 42ND STREET, NEW YORK, NY (https://www.google.com/maps/place/11%20W%2042ND%20STREET,NEW%20YORK,NY)		1	\$137,912.90	\$137,912.90	\$137,912.90	\$137,912.90
CAPGEMINI AMERICA INC, 11 W 42ND ST, NEW YORK, NY (https://www.google.com/maps/place/11%20W%2042ND%20ST,NEW%20YORK,NY)		4	\$81,300.00	\$78,100.00	\$78,100.00	\$90,900.00
CIT BANK, N.A., 11 WEST 42ND STREET, NEW YORK CITY, NY (https://www.google.com/maps/place/11%20WEST%2042ND%20STREET,NEW%20YORK%20CITY,NY)		4	\$70,000.00	\$70,000.00	\$65,000.00	\$75,000.00
KOHN PEDERSON FOX ASSOCIATES PC, 11 WEST 42ND STREET, NEW YORK, NY (https://www.google.com/maps/place/11%20WEST%2042ND%20STREET,NEW%20YORK,NY)		54	\$75,571.70	\$70,000.00	\$47,476.00	\$180,000.00
Totals		63	\$76,571.19	\$71,802.00	\$47,476.00	\$180,000.00

Latitude: 40.753749 Longitude: -73.993001

Employer Name/Employer Address	Graph	Count	Mean Wage	Median Wage	Lowest Wage	Highest Wage
SKYHORSE PUBLISHING INC., 307 WEST 36TH ST, NEW YORK, NY (https://www.google.com/maps/place/307%20WEST%2036TH%20ST,NEW%20YORK,NY)		1	\$44,428.80	\$44,428.80	\$44,428.80	\$44,428.80
Totals		1	\$44,428.80	\$44,428.80	\$44,428.80	\$44,428.80

Employer Name/Worksite Address	Graph	Count	Mean Wage	Median Wage	Lowest Wage	Highest Wage
SKYHORSE PUBLISHING INC., 307 WEST 36TH ST, NEW YORK, NY (https://www.google.com/maps/place/307%20WEST%2036TH%20ST,NEW%20YORK,NY)		1	\$44,428.80	\$44,428.80	\$44,428.80	\$44,428.80
Totals		1	\$44,428.80	\$44,428.80	\$44,428.80	\$44,428.80

Latitude: 40.753756 Longitude: -73.989188

Employer Name/Employer Address	Graph	Count	Mean Wage	Median Wage	Lowest Wage	Highest Wage
209 GROUP INC, 209 WEST 38TH ST RM401, NEW YORK, NY (https://www.google.com/maps/place/209%20WEST%2038TH%20ST%20RM401,NEW%20YORK,NY)	Graph	1	\$55,224.00	\$55,224.00	\$55,224.00	\$55,224.00
209 GROUP INC., 209 WEST 38TH STREET, SUITE 401, NEW YORK, NY (https://www.google.com/maps/place/209%20WEST%2038TH%20STREET,%20SUITE%20401,NEW%20YORK,NY)	Graph	1	\$46,675.00	\$46,675.00	\$46,675.00	\$46,675.00
FASHION BUSINESS CORP., 209 WEST 38TH STREET, NEW YORK, NY (https://www.google.com/maps/place/209%20WEST%2038TH%20STREET,NEW%20YORK,NY)	Graph	1	\$76,200.00	\$76,200.00	\$76,200.00	\$76,200.00
VINTAGE HOME ENTERTAINMENT INC, 209 WEST 38TH STREET, NEW YORK, NY (https://www.google.com/maps/place/209%20WEST%2038TH%20STREET,NEW%20YORK,NY)	Graph	1	\$41,600.00	\$41,600.00	\$41,600.00	\$41,600.00
THADDEUS O'NEIL LLC, 209 W. 38TH STREET, STE 306, NEW YORK, NY (https://www.google.com/maps/place/209%20W.%2038TH%20STREET,%20STE%20306,NEW%20YORK,NY)	Graph	2	\$47,756.80	\$47,756.80	\$47,756.80	\$47,756.80
Totals	Graph	6	\$52,535.43	\$47,756.80	\$41,600.00	\$76,200.00

Employer Name/Worksite Address	Graph	Count	Mean Wage	Median Wage	Lowest Wage	Highest Wage
209 GROUP INC, 209 WEST 38TH ST RM401, NEW YORK, NY (https://www.google.com/maps/place/209%20WEST%2038TH%20ST%20RM401,NEW%20YORK,NY)	Graph	1	\$55,224.00	\$55,224.00	\$55,224.00	\$55,224.00
THADDEUS O'NEIL LLC, 209 W. 38TH STREET, STE 306, NEW YORK, NY (https://www.google.com/maps/place/209%20W.%2038TH%20STREET,%20STE%20306,NEW%20YORK,NY)	Graph	2	\$47,756.80	\$47,756.80	\$47,756.80	\$47,756.80
VINTAGE HOME ENTERTAINMENT INC, 209 WEST 38TH STREET, NEW YORK, NY (https://www.google.com/maps/place/209%20WEST%2038TH%20STREET,NEW%20YORK,NY)	Graph	2	\$58,900.00	\$41,600.00	\$41,600.00	\$76,200.00
Totals	Graph	5	\$53,707.52	\$47,756.80	\$41,600.00	\$76,200.00

Latitude: 40.753792 Longitude: -73.988666

Employer Name/Employer Address	Graph	Count	Mean Wage	Median Wage	Lowest Wage	Highest Wage
ADAMA PARTNERS, LLC, 530 7TH AVE, SUITE 701, NEW YORK, NY (https://www.google.com/maps/place/530%207TH%20AVE,%20SUITE%20701,NEW%20YORK,NY)	Graph	1	\$140,000.00	\$140,000.00	\$140,000.00	\$140,000.00
BERNARD CHAUS, INC., 530 7TH AVENUE, 18TH FLOOR, NEW YORK, NY (https://www.google.com/maps/place/530%207TH%20AVENUE,%2018TH%20FLOOR,NEW%20YORK,NY)	Graph	1	\$78,000.00	\$78,000.00	\$78,000.00	\$78,000.00
J PUBLIC RELATIONS NYC, INC., 530 7TH AVENUE, NEW YORK, NY (https://www.google.com/maps/place/530%207TH%20AVENUE,NEW%20YORK,NY)	Graph	1	\$46,000.00	\$46,000.00	\$46,000.00	\$46,000.00
LENG UNIVERSAL, INC., 530 7TH AVENUE, NEW YORK, NY (https://www.google.com/maps/place/530%207TH%20AVENUE,NEW%20YORK,NY)	Graph	1	\$85,280.00	\$85,280.00	\$85,280.00	\$85,280.00
LIGHT INC., 530 SEVENTH AVENUE, NEW YORK, NY (https://www.google.com/maps/place/530%20SEVENTH%20AVENUE,NEW%20YORK,NY)	Graph	1	\$45,000.00	\$45,000.00	\$45,000.00	\$45,000.00
RDG GLOBAL LLC, 530 FASHION AVENUE, NEW YORK, NY (https://www.google.com/maps/place/530%20FASHION%20AVENUE,NEW%20YORK,NY)	Graph	1	\$42,891.00	\$42,891.00	\$42,891.00	\$42,891.00
SHANTEX GROUP LLC, 530 7TH AVENUE, NEW YORK, NY (https://www.google.com/maps/place/530%207TH%20AVENUE,NEW%20YORK,NY)	Graph	1	\$50,000.00	\$50,000.00	\$50,000.00	\$50,000.00
UNITI FASHION LLC, 530 7TH AVE, NEW YORK, NY (https://www.google.com/maps/place/530%207TH%20AVE,NEW%20YORK,NY)	Graph	1	\$260,000.00	\$260,000.00	\$260,000.00	\$260,000.00
UNITI FASHION, LLC, 530 7TH AVE, NEW YORK, NY (https://www.google.com/maps/place/530%207TH%20AVE,NEW%20YORK,NY)	Graph	1	\$110,000.00	\$110,000.00	\$110,000.00	\$110,000.00
TRUEFACET, INC., 530 7TH AVENUE, NEW YORK, NY (https://www.google.com/maps/place/530%207TH%20AVENUE,NEW%20YORK,NY)	Graph	2	\$49,398.50	\$48,797.00	\$48,797.00	\$50,000.00
Totals	Graph	11	\$86,906.18	\$50,000.00	\$42,891.00	\$260,000.00

Employer Name/Worksite Address	Graph	Count	Mean Wage	Median Wage	Lowest Wage	Highest Wage
ADAMA PARTNERS, LLC, 530 7TH AVE, SUITE 701, NEW YORK, NY (https://www.google.com/maps/place/530%207TH%20AVE,%20SUITE%20701,NEW%20YORK,NY)	Graph	1	\$140,000.00	\$140,000.00	\$140,000.00	\$140,000.00
BERNARD CHAUS, INC., 530 7TH AVENUE, 18TH FLOOR, NEW YORK, NY (https://www.google.com/maps/place/530%207TH%20AVENUE,%2018TH%20FLOOR,NEW%20YORK,NY)	Graph	1	\$78,000.00	\$78,000.00	\$78,000.00	\$78,000.00

Employer Name/Worksite Address	Graph	Count	Mean Wage	Median Wage	Lowest Wage	Highest Wage
J PUBLIC RELATIONS NYC, INC., 530 SEVENTH AVENUE #502, NEW YORK, NY (https://www.google.com/maps/place/530%20SEVENTH%20AVENUE%20#502,NEW%20YORK,NY)	Graph	1	\$46,000.00	\$46,000.00	\$46,000.00	\$46,000.00
LIGHT INC., 530 SEVENTH AVENUE, NEW YORK, NY (https://www.google.com/maps/place/530%20SEVENTH%20AVENUE,NEW%20YORK,NY)	Graph	1	\$45,000.00	\$45,000.00	\$45,000.00	\$45,000.00
RDG GLOBAL LLC, 530 FASHION AVENUE, NEW YORK, NY (https://www.google.com/maps/place/530%20FASHION%20AVENUE,NEW%20YORK,NY)	Graph	1	\$42,891.00	\$42,891.00	\$42,891.00	\$42,891.00
UNITI FASHION, LLC, 530 7TH AVE, NEW YORK, NY (https://www.google.com/maps/place/530%207TH%20AVE,NEW%20YORK,NY)	Graph	2	\$185,000.00	\$110,000.00	\$110,000.00	\$260,000.00
SHANTEX GROUP LLC, 530 7TH AVENUE, NEW YORK, NY (https://www.google.com/maps/place/530%207TH%20AVENUE,NEW%20YORK,NY)	Graph	5	\$59,815.40	\$50,000.00	\$48,797.00	\$85,280.00
Totals	Graph	12	\$85,080.67	\$50,000.00	\$42,891.00	\$260,000.00

Latitude: 40.753794 Longitude: -73.972325

Employer Name/Employer Address	Graph	Count	Mean Wage	Median Wage	Lowest Wage	Highest Wage
1010DATA SERVICES LLC, 750 THIRD AVE, NEW YORK, NY (https://www.google.com/maps/place/750%20THIRD%20AVE,NEW%20YORK,NY)	Graph	1	\$100,000.00	\$100,000.00	\$100,000.00	\$100,000.00
EISNERAMPER LLP, 750 THIRD AVENUE, NEW YORK, NY (https://www.google.com/maps/place/750%20THIRD%20AVENUE,NEW%20YORK,NY)	Graph	1	\$91,000.00	\$91,000.00	\$91,000.00	\$91,000.00
KREINDLER & KREINDLER LLP, 750 THIRD AVE, 32ND FLOOR, NEW YORK, NY (https://www.google.com/maps/place/750%20THIRD%20AVE,%2032ND%20FLOOR,NEW%20YORK,NY)	Graph	1	\$70,000.00	\$70,000.00	\$70,000.00	\$70,000.00
MARCUM, LLP, 750 THIRD AVENUE, NEW YORK, NY (https://www.google.com/maps/place/750%20THIRD%20AVENUE,NEW%20YORK,NY)	Graph	1	\$80,000.00	\$80,000.00	\$80,000.00	\$80,000.00
PHARMA PARTNERS USA LLC, 750 THIRD AVENUE, NEW YORK, NY (https://www.google.com/maps/place/750%20THIRD%20AVENUE,NEW%20YORK,NY)	Graph	1	\$60,000.00	\$60,000.00	\$60,000.00	\$60,000.00
UNITED CONTINENTAL CORPORATION, 750 THIRD AVENUE, NEW YORK, NY (https://www.google.com/maps/place/750%20THIRD%20AVENUE,NEW%20YORK,NY)	Graph	1	\$120,000.00	\$120,000.00	\$120,000.00	\$120,000.00
EHOMIE NEW YORK INC., 750 3RD AVE., NEW YORK, NY (https://www.google.com/maps/place/750%203RD%20AVE.,NEW%20YORK,NY)	Graph	2	\$56,160.00	\$54,080.00	\$54,080.00	\$58,240.00
MARCUM LLP, 750 THIRD AVENUE, NEW YORK, NY (https://www.google.com/maps/place/750%20THIRD%20AVENUE,NEW%20YORK,NY)	Graph	2	\$149,500.00	\$136,000.00	\$136,000.00	\$163,000.00
THE ECONOMIST INTELLIGENCE UNIT, NA, INC., 750 THIRD AVENUE, NEW YORK, NY (https://www.google.com/maps/place/750%20THIRD%20AVENUE,NEW%20YORK,NY)	Graph	2	\$95,514.00	\$95,514.00	\$95,514.00	\$95,514.00
1010DATA SERVICES LLC, 750 3RD AVENUE, NEW YORK, NY (https://www.google.com/maps/place/750%203RD%20AVENUE,NEW%20YORK,NY)	Graph	4	\$97,125.00	\$100,000.00	\$60,000.00	\$115,000.00
1010DATA SERVICES LLC, 750 THIRD AVENUE, NEW YORK, NY (https://www.google.com/maps/place/750%20THIRD%20AVENUE,NEW%20YORK,NY)	Graph	11	\$104,045.45	\$100,000.00	\$90,000.00	\$150,000.00
KAPLAN, INC., 750 THIRD AVENUE, NEW YORK, NY (https://www.google.com/maps/place/750%20THIRD%20AVENUE,NEW%20YORK,NY)	Graph	16	\$99,878.57	\$100,000.00	\$46,675.20	\$140,005.85
Totals	Graph	43	\$98,939.65	\$100,000.00	\$46,675.20	\$163,000.00

Employer Name/Worksite Address	Graph	Count	Mean Wage	Median Wage	Lowest Wage	Highest Wage
1010DATA SERVICES LLC, 750 THIRD AVE, NEW YORK, NY (https://www.google.com/maps/place/750%20THIRD%20AVE,NEW%20YORK,NY)	Graph	1	\$100,000.00	\$100,000.00	\$100,000.00	\$100,000.00
KREINDLER & KREINDLER LLP, 750 THIRD AVE, 32ND FLOOR, NEW YORK, NY (https://www.google.com/maps/place/750%20THIRD%20AVE,%2032ND%20FLOOR,NEW%20YORK,NY)	Graph	1	\$70,000.00	\$70,000.00	\$70,000.00	\$70,000.00
1010DATA SERVICES LLC, 750 3RD AVENUE, NEW YORK, NY (https://www.google.com/maps/place/750%203RD%20AVENUE,NEW%20YORK,NY)	Graph	11	\$104,864.70	\$105,000.00	\$60,000.00	\$140,005.85
KAPLAN, INC., 750 THIRD AVENUE, NEW YORK, NY (https://www.google.com/maps/place/750%20THIRD%20AVENUE,NEW%20YORK,NY)	Graph	31	\$101,410.94	\$100,000.00	\$46,675.20	\$163,000.00
Totals	Graph	44	\$101,528.43	\$100,000.00	\$46,675.20	\$163,000.00

Latitude: 40.753817 Longitude: -73.405249

Employer Name/Employer Address	Graph	Count	Mean Wage	Median Wage	Lowest Wage	Highest Wage
PHARBEST PHARMACEUTICALS INC., 14 ENGINEERS LANE, FARMINGDALE, NY (https://www.google.com/maps/place/14%20ENGINEERS%20LANE,FARMINGDALE,NY)	Graph	1	\$64,480.00	\$64,480.00	\$64,480.00	\$64,480.00
PHARBEST PHARMACEUTICALS, INC., 14 ENGINEERS LANE, FARMINGDALE, NY (https://www.google.com/maps/place/14%20%20ENGINEERS%20LANE,FARMINGDALE,NY)	Graph	1	\$47,861.00	\$47,861.00	\$47,861.00	\$47,861.00
Totals	Graph	2	\$56,170.50	\$47,861.00	\$47,861.00	\$64,480.00

Employer Name/Worksite Address	Graph	Count	Mean Wage	Median Wage	Lowest Wage	Highest Wage
PHARBEST PHARMACEUTICALS, INC., 14 ENGINEERS LANE, FARMINGDALE, NY (https://www.google.com/maps/place/14%20ENGINEERS%20LANE,FARMINGDALE,NY)	Graph	2	\$56,170.50	\$47,861.00	\$47,861.00	\$64,480.00
Totals	Graph	2	\$56,170.50	\$47,861.00	\$47,861.00	\$64,480.00

Latitude: 40.75382 Longitude: -73.989684

Employer Name/Employer Address	Graph	Count	Mean Wage	Median Wage	Lowest Wage	Highest Wage
DEPECHE MODE CLOTHING CO. LLC, 230 WEST 38TH STREET, NEW YORK, NY (https://www.google.com/maps/place/230%20WEST%2038TH%20STREET,NEW%20YORK,NY)	Graph	1	\$75,000.00	\$75,000.00	\$75,000.00	\$75,000.00
SIGMUND PRETZEL SHOP INC., 230 WEST 38TH ST., NEW YORK, NY (https://www.google.com/maps/place/230%20WEST%2038TH%20ST.,NEW%20YORK,NY)	Graph	1	\$62,962.00	\$62,962.00	\$62,962.00	\$62,962.00
ICON TRADE SERVICES LLC, 230 W 38TH STREET, NEW YORK, NY (https://www.google.com/maps/place/230%20W%2038TH%20STREET,NEW%20YORK,NY)	Graph	2	\$58,926.40	\$58,926.40	\$58,926.40	\$58,926.40
Totals	Graph	4	\$63,953.70	\$58,926.40	\$58,926.40	\$75,000.00

Employer Name/Worksite Address	Graph	Count	Mean Wage	Median Wage	Lowest Wage	Highest Wage
DEPECHE MODE CLOTHING CO. LLC, 230 WEST 38TH STREET, NEW YORK, NY (https://www.google.com/maps/place/230%20WEST%2038TH%20STREET,NEW%20YORK,NY)	Graph	1	\$75,000.00	\$75,000.00	\$75,000.00	\$75,000.00
SIGMUND PRETZEL SHOP INC., 230 WEST 38TH ST., NEW YORK, NY (https://www.google.com/maps/place/230%20WEST%2038TH%20ST.,NEW%20YORK,NY)	Graph	1	\$62,962.00	\$62,962.00	\$62,962.00	\$62,962.00
ICON TRADE SERVICES LLC, 230 W 38TH STREET, NEW YORK, NY (https://www.google.com/maps/place/230%20W%2038TH%20STREET,NEW%20YORK,NY)	Graph	2	\$58,926.40	\$58,926.40	\$58,926.40	\$58,926.40
Totals	Graph	4	\$63,953.70	\$58,926.40	\$58,926.40	\$75,000.00

Latitude: 40.753842 Longitude: -73.984918

Employer Name/Employer Address	Graph	Count	Mean Wage	Median Wage	Lowest Wage	Highest Wage
A&E REAL ESTATE MANAGEMENT, LLC, 1065 AVENUE OF THE AMERICAS, NEW YORK, NY (https://www.google.com/maps/place/1065%20AVENUE%20OF%20THE%20AMERICAS,NEW%20YORK,NY)	Graph	1	\$65,749.00	\$65,749.00	\$65,749.00	\$65,749.00
HELLMUTH OBATA & KASSABAUM, INC., 1065 AVENUE OF THE AMERICAS, NEW YORK, NY (https://www.google.com/maps/place/1065%20AVENUE%20OF%20THE%20AMERICAS,NEW%20YORK,NY)	Graph	1	\$85,000.00	\$85,000.00	\$85,000.00	\$85,000.00
HELLMUTH, OBATA & KASSABAUM, INC., 1065 AVENUE OF THE AMERICAS, 6TH FLOOR, NEW YORK, NY (https://www.google.com/maps/place/1065%20AVENUE%20OF%20THE%20AMERICAS,%206TH%20FLOOR,NEW%20YORK,NY)	Graph	1	\$100,000.00	\$100,000.00	\$100,000.00	\$100,000.00
PLAZA CONSTRUCTION LLC, 1065 AVENUE OF THE AMERICAS, NEW YORK, NY (https://www.google.com/maps/place/1065%20AVENUE%20OF%20THE%20AMERICAS,NEW%20YORK,NY)	Graph	1	\$70,000.00	\$70,000.00	\$70,000.00	\$70,000.00
A & E REAL ESTATE MANAGEMENT, LLC, 1065 AVENUE OF THE AMERICAS, NEW YORK, NY (https://www.google.com/maps/place/1065%20AVENUE%20OF%20THE%20AMERICAS,NEW%20YORK,NY)	Graph	3	\$115,249.67	\$100,000.00	\$100,000.00	\$115,249.67
HELLMUTH OBATA + KASSABAUM, INC., 1065 AVENUE OF THE AMERICAS, 6TH FLOOR, NEW YORK, NY (https://www.google.com/maps/place/1065%20AVENUE%20OF%20THE%20AMERICAS,%206TH%20FLOOR,NEW%20YORK,NY)	Graph	5	\$56,398.70	\$55,000.00	\$55,000.00	\$56,398.70
PLAZA CONSTRUCTION LLC, 1065 6TH AVENUE, NEW YORK, NY (https://www.google.com/maps/place/1065%206TH%20AVENUE,NEW%20YORK,NY)	Graph	6	\$74,583.33	\$72,500.00	\$72,500.00	\$74,583.33
XP SECURITIES LLC, 1065 6TH AVENUE, NEW YORK, NY (https://www.google.com/maps/place/1065%206TH%20AVENUE,NEW%20YORK,NY)	Graph	6	\$100,638.17	\$95,160.00	\$95,160.00	\$100,638.17

Employer Name/Employer Address	Graph	Count	Mean Wage	Median Wage	L
Totals	Graph	24	\$83,325.85	\$72,500.00	\$4

Employer Name/Worksite Address	Graph	Count	Mean Wage	Median Wage	L
GRUBHUB HOLDINGS, INC., 1065 AVENUE OF THE AMERICAS,, NEW YORK, NY (https://www.google.com/maps/place/1065%20AVENUE%20OF%20THE%20AMERICAS,,NEW%20YORK,NY)	Graph	1	\$133,235.65	\$133,235.65	\$1
HELLMUTH OBATA + KASSABAUM, INC., 1065 AVENUE OF THE AMERICAS 6TH FLOOR, NEW YORK, NY (https://www.google.com/maps/place/1065%20AVENUE%20OF%20THE%20AMERICAS%206TH%20FLOOR,NEW%20YORK,NY)	Graph	1	\$94,497.00	\$94,497.00	\$9
HELLMUTH, OBATA & KASSABAUM, INC., 1065 AVENUE OF THE AMERICAS, 6TH FLOOR, NEW YORK, NY (https://www.google.com/maps/place/1065%20AVENUE%20OF%20THE%20AMERICAS,%206TH%20FLOOR,NEW%20YORK,NY)	Graph	6	\$63,665.58	\$55,000.00	\$5
XP SECURITIES LLC, 1065 6TH AVENUE, NEW YORK, NY (https://www.google.com/maps/place/1065%206TH%20AVENUE,NEW%20YORK,NY)	Graph	12	\$87,610.75	\$78,000.00	\$4
PLAZA CONSTRUCTION LLC, 1065 AVENUE OF THE AMERICAS, NEW YORK, NY (https://www.google.com/maps/place/1065%20AVENUE%20OF%20THE%20AMERICAS,NEW%20YORK,NY)	Graph	27	\$112,750.67	\$110,000.00	\$5
Totals	Graph	47	\$100,113.26	\$95,160.00	\$4

Latitude: 40.753854 Longitude: -73.96593

Employer Name/Employer Address	Graph	Count	Mean Wage	Median Wage	Lowest Wage	Highest Wage
INTERIOR MANAGEMENT LLC, 405 EAST 50TH STREET, NEW YORK, NY (https://www.google.com/maps/place/405%20EAST%2050TH%20STREET,NEW%20YORK,NY)	Graph	1	\$135,000.00	\$135,000.00	\$135,000.00	\$135,000.00
Totals	Graph	1	\$135,000.00	\$135,000.00	\$135,000.00	\$135,000.00

Employer Name/Worksite Address	Graph	Count	Mean Wage	Median Wage	Lowest Wage	Highest Wage
INTERIOR MANAGEMENT LLC, 405 EAST 50TH STREET, NEW YORK, NY (https://www.google.com/maps/place/405%20EAST%2050TH%20STREET,NEW%20YORK,NY)	Graph	1	\$135,000.00	\$135,000.00	\$135,000.00	\$135,000.00
Totals	Graph	1	\$135,000.00	\$135,000.00	\$135,000.00	\$135,000.00

Latitude: 40.753858 Longitude: -73.626815

Employer Name/Employer Address	Graph	Count	Mean Wage	Median Wage	Lowest Wage	Highest Wage
SYDNEY B. BOWNE & SON, LLP, 235 E JERICHO TURNPIKE, MINEOLA, NY (https://www.google.com/maps/place/235%20E%20JERICHO%20TURNPIKE,MINEOLA,NY)	Graph	1	\$82,500.00	\$82,500.00	\$82,500.00	\$82,500.00
Totals	Graph	1	\$82,500.00	\$82,500.00	\$82,500.00	\$82,500.00

Employer Name/Worksite Address	Graph	Count	Mean Wage	Median Wage	Lowest Wage	Highest Wage
SYDNEY B. BOWNE & SON, LLP, 235 E JERICHO TURNPIKE, MINEOLA, NY (https://www.google.com/maps/place/235%20E%20JERICHO%20TURNPIKE,MINEOLA,NY)	Graph	1	\$82,500.00	\$82,500.00	\$82,500.00	\$82,500.00
Totals	Graph	1	\$82,500.00	\$82,500.00	\$82,500.00	\$82,500.00

Latitude: 40.753884 Longitude: -73.781055

Employer Name/Employer Address	Graph	Count	Mean Wage	Median Wage	Lowest Wage	Highest Wage
H MART BAYSIDE, LLC, 46-40 FRANCIS LEWIS BLVD, BAYSIDE, NY (https://www.google.com/maps/place/46-40%20FRANCIS%20LEWIS%20BLVD,BAYSIDE,NY)	Graph	1	\$66,560.00	\$66,560.00	\$66,560.00	\$66,560.00
H MART BAYSIDE LLC., 46-40 FRANCIS LEWIS BLVD, BAYSIDE, NY (https://www.google.com/maps/place/46-40%20FRANCIS%20LEWIS%20BLVD,BAYSIDE,NY)	Graph	2	\$55,744.00	\$55,744.00	\$55,744.00	\$55,744.00
Totals	Graph	3	\$59,349.33	\$55,744.00	\$55,744.00	\$66,560.00

Employer Name/Worksite Address	Graph	Count	Mean Wage	Median Wage	Lowest Wage	Highest Wage
H MART BAYSIDE LLC., 46-40 FRANCIS LEWIS BLVD, BAYSIDE, NY (https://www.google.com/maps/place/46-40%20FRANCIS%20LEWIS%20BLVD,BAYSIDE,NY)	Graph	3	\$59,349.33	\$55,744.00	\$55,744.00	\$66,560.00
Totals	Graph	3	\$59,349.33	\$55,744.00	\$55,744.00	\$66,560.00

Latitude: 40.753894 Longitude: -74.006891

Employer Name/Employer Address	Graph	Count	Mean Wage	Median Wage	Lowest Wage	Highest Wage
LIVE AUCTIONEERS LLC, 220 12TH AVENUE, NEW YORK, NY (https://www.google.com/maps/place/220%2012TH%20AVENUE,NEW%20YORK,NY)	Graph	1	\$46,675.20	\$46,675.20	\$46,675.20	\$46,675.20
MONAMI ENTERTAINMENT LLC, 220 12TH AVENUE, NEW YORK, NY (https://www.google.com/maps/place/220%2012TH%20AVENUE,NEW%20YORK,NY)	Graph	1	\$65,000.00	\$65,000.00	\$65,000.00	\$65,000.00
Totals	Graph	2	\$55,837.60	\$46,675.20	\$46,675.20	\$65,000.00

Employer Name/Worksite Address	Graph	Count	Mean Wage	Median Wage	Lowest Wage	Highest Wage
LIVE AUCTIONEERS LLC, 220 12TH AVENUE, NEW YORK, NY (https://www.google.com/maps/place/220%2012TH%20AVENUE,NEW%20YORK,NY)	Graph	2	\$55,837.60	\$46,675.20	\$46,675.20	\$65,000.00
Totals	Graph	2	\$55,837.60	\$46,675.20	\$46,675.20	\$65,000.00

Latitude: 40.753933 Longitude: -73.978536

Employer Name/Employer Address	Graph	Count	Mean Wage	Median Wage	Lowest Wage	Highest Wage
HAITONG SECURITIES USA LLC, 340 MADISON AVENUE, 12TH FLOOR, NEW YORK, NY (https://www.google.com/maps/place/340%20MADISON%20AVENUE,%2012TH%20FLOOR,NEW%20YORK,NY)	Graph	3	\$70,000.00	\$70,000.00	\$70,000.00	\$70,000.00
INTERCEPT INTERACTIVE INC. D/B/A UNDERTONE, 340 MADISON AVENUE, NEW YORK, NY (https://www.google.com/maps/place/340%20MADISON%20AVENUE,NEW%20YORK,NY)	Graph	6	\$97,910.50	\$70,221.00	\$70,221.00	\$160,000.00
Totals	Graph	9	\$88,607.00	\$70,221.00	\$70,000.00	\$160,000.00

Employer Name/Worksite Address	Graph	Count	Mean Wage	Median Wage	Lowest Wage	Highest Wage
ARIEL INVESTMENTS, LLC, 340 MADISON AVENUE, NEW YORK CITY, NY (https://www.google.com/maps/place/340%20MADISON%20AVENUE,NEW%20YORK%20CITY,NY)	Graph	1	\$154,500.00	\$154,500.00	\$154,500.00	\$154,500.00
INTERCEPT INTERACTIVE INC. D/B/A UNDERTONE, 340 MADISON AVENUE, 8TH FLOOR, NEW YORK, NY (https://www.google.com/maps/place/340%20MADISON%20AVENUE,%208TH%20FLOOR,NEW%20YORK,NY)	Graph	1	\$160,000.00	\$160,000.00	\$160,000.00	\$160,000.00
CITIZENS FINANCIAL GROUP, INC., 340 MADISON AVE, NEW YORK, NY (https://www.google.com/maps/place/340%20MADISON%20AVE,NEW%20YORK,NY)	Graph	3	\$93,087.00	\$84,864.00	\$84,864.00	\$109,000.00
HAITONG SECURITIES USA LLC, 340 MADISON AVENUE, 12TH FLOOR, NEW YORK, NY (https://www.google.com/maps/place/340%20MADISON%20AVENUE,%2012TH%20FLOOR,NEW%20YORK,NY)	Graph	3	\$70,000.00	\$70,000.00	\$70,000.00	\$70,000.00
INTERCEPT INTERACTIVE INC. D/B/A UNDERTONE, 340 MADISON AVENUE, NEW YORK, NY (https://www.google.com/maps/place/340%20MADISON%20AVENUE,NEW%20YORK,NY)	Graph	12	\$98,282.33	\$84,864.00	\$64,813.00	\$167,000.00
Totals	Graph	20	\$99,157.45	\$84,864.00	\$64,813.00	\$167,000.00

Latitude: 40.753936 Longitude: -73.822597

Employer Name/Employer Address	Graph	Count	Mean Wage	Median Wage	Lowest Wage	Highest Wage
EROC CONSTRUCTION, INC., 140-14 CHERRY AVE, SUITE 3B, FLUSHING, NY (https://www.google.com/maps/place/140-14%20CHERRY%20AVE,%20SUITE%203B,FLUSHING,NY)	Graph	1	\$56,160.00	\$56,160.00	\$56,160.00	\$56,160.00
Totals	Graph	1	\$56,160.00	\$56,160.00	\$56,160.00	\$56,160.00

Employer Name/Worksite Address	Graph	Count	Mean Wage	Median Wage	Lowest Wage	Highest Wage
EROC CONSTRUCTION, INC., 140-14 CHERRY AVE, SUITE 3B, FLUSHING, NY (https://www.google.com/maps/place/140-14%20CHERRY%20AVE,%20SUITE%203B,FLUSHING,NY)	Graph	1	\$56,160.00	\$56,160.00	\$56,160.00	\$56,160.00
Totals	Graph	1	\$56,160.00	\$56,160.00	\$56,160.00	\$56,160.00

Latitude: 40.753947 Longitude: -73.977347

Employer Name/Employer Address	Graph	Count	Mean Wage	Median Wage	Lowest Wage	Highest Wage
ADLARGE MEDIA, LLC, 52 VANDERBILT AVE, NEW YORK, NY (https://www.google.com/maps/place/52%20VANDERBILT%20AVE,NEW%20YORK,NY)	Graph	1	\$55,765.00	\$55,765.00	\$55,765.00	\$55,765.00
DAIMARU MATSUZAKAYA DEPARTMENT STORES CO. LTD., 52 VANDERBILT AVENUE, NEW YORK, NY (https://www.google.com/maps/place/52%20VANDERBILT%20AVENUE,NEW%20YORK,NY)	Graph	1	\$57,200.00	\$57,200.00	\$57,200.00	\$57,200.00
SENSHINE CAPITAL LLC, 52 VANDERBILT AVE, SUITE 1008, NEW YORK, NY (https://www.google.com/maps/place/52%20VANDERBILT%20AVE,%20SUITE%201008,NEW%20YORK,NY)	Graph	1	\$65,748.80	\$65,748.80	\$65,748.80	\$65,748.80
SYSTEM1 RESEARCH, INC., 52 VANDERBILT AVENUE, NEW YORK, NY (https://www.google.com/maps/place/52%20VANDERBILT%20AVENUE,NEW%20YORK,NY)	Graph	1	\$225,000.00	\$225,000.00	\$225,000.00	\$225,000.00
COALITION FOR RAINFOREST NATIONS, 52 VANDERBILT AVENUE, NEW YORK, NY (https://www.google.com/maps/place/52%20VANDERBILT%20AVENUE,NEW%20YORK,NY)	Graph	3	\$69,357.33	\$60,000.00	\$50,000.00	\$98,072.00
Totals	Graph	7	\$87,397.97	\$60,000.00	\$50,000.00	\$225,000.00

Employer Name/Worksite Address	Graph	Count	Mean Wage	Median Wage	Lowest Wage	Highest Wage
ADLARGE MEDIA, LLC, 52 VANDERBILT AVE, NEW YORK, NY (https://www.google.com/maps/place/52%20VANDERBILT%20AVE,NEW%20YORK,NY)	Graph	1	\$55,765.00	\$55,765.00	\$55,765.00	\$55,765.00
SENSHINE CAPITAL LLC, 52 VANDERBILT AVE, SUITE 1008, NEW YORK, NY (https://www.google.com/maps/place/52%20VANDERBILT%20AVE,%20SUITE%201008,NEW%20YORK,NY)	Graph	1	\$65,748.80	\$65,748.80	\$65,748.80	\$65,748.80
DAIMARU MATSUZAKAYA DEPARTMENT STORES CO. LTD., 52 VANDERBILT AVENUE, NEW YORK, NY (https://www.google.com/maps/place/52%20VANDERBILT%20AVENUE,NEW%20YORK,NY)	Graph	5	\$98,054.40	\$60,000.00	\$50,000.00	\$225,000.00
Totals	Graph	7	\$87,397.97	\$60,000.00	\$50,000.00	\$225,000.00

Latitude: 40.753966 Longitude: -73.990032

Employer Name/Employer Address	Graph	Count	Mean Wage	Median Wage	Lowest Wage	Highest Wage
HAI'S TRIMMING INC, 242 WEST 38TH STREET 1ST FLR, NEW YORK, NY (https://www.google.com/maps/place/242%20WEST%2038TH%20STREET%20%201ST%20FLR,NEW%20YORK,NY)	Graph	2	\$49,400.00	\$46,800.00	\$46,800.00	\$52,000.00
Totals	Graph	2	\$49,400.00	\$46,800.00	\$46,800.00	\$52,000.00

Employer Name/Worksite Address	Graph	Count	Mean Wage	Median Wage	Lowest Wage	Highest Wage
HAI'S TRIMMING INC, 242 WEST 38TH STREET 1ST FLR, NEW YORK, NY (https://www.google.com/maps/place/242%20WEST%2038TH%20STREET%20%201ST%20FLR,NEW%20YORK,NY)	Graph	2	\$49,400.00	\$46,800.00	\$46,800.00	\$52,000.00
Totals	Graph	2	\$49,400.00	\$46,800.00	\$46,800.00	\$52,000.00

Latitude: 40.753981 Longitude: -73.98044

Employer Name/Employer Address	Graph	Count	Mean Wage	Median Wage	Lowest Wage	Highest Wage
ISRAEL DISCOUNT BANK OF NEW YORK, 511 FIFTH AVENUE, NEW YORK, NY (https://www.google.com/maps/place/511%20FIFTH%20AVENUE,NEW%20YORK,NY)	Graph	2	\$80,693.50	\$51,854.00	\$51,854.00	\$109,533.00
Totals	Graph	2	\$80,693.50	\$51,854.00	\$51,854.00	\$109,533.00

Employer Name/Worksite Address	Graph	Count	Mean Wage	Median Wage	Lowest Wage	Highest Wage
COMPUTER AID, INC., 511 FIFTH AVE, NEW YORK, NY (https://www.google.com/maps/place/511%20FIFTH%20AVE,NEW%20YORK,NY)	Graph	1	\$100,000.00	\$100,000.00	\$100,000.00	\$100,000.00
INCEPT DATA SOLUTIONS, INC, 511 5TH AVE, NEW YORK, NY (https://www.google.com/maps/place/511%205TH%20AVE,NEW%20YORK,NY)	Graph	1	\$65,000.00	\$65,000.00	\$65,000.00	\$65,000.00
KEY BUSINESS SOLUTIONS, INC, 511 FIFTH AVENUE, NEW YORK, NY (https://www.google.com/maps/place/511%20FIFTH%20AVENUE,NEW%20YORK,NY)	Graph	4	\$75,096.75	\$63,000.00	\$51,854.00	\$109,533.00
MASTECH DIGITAL TECHNOLOGIES, INC., A MASTECH DIGITAL, INC. COMPANY, 511 5TH AVE, NYC, NY (https://www.google.com/maps/place/511%205TH%20AVE,NYC,NY)	Graph	6	\$110,219.20	\$110,219.20	\$110,219.20	\$110,219.20
Totals	Graph	12	\$93,891.85	\$109,533.00	\$51,854.00	\$110,219.20

Latitude: 40.753986 Longitude: -73.981917

Employer Name/Employer Address	Graph	Count	Mean Wage	Median Wage	Lowest Wage	Highest Wage
ISI GLOBAL SCIENCE FOUNDATION, 33 W 42ND STREET, NEW YORK, NY (https://www.google.com/maps/place/33%20W%2042ND%20STREET,NEW%20YORK,NY)	Graph	1	\$60,000.00	\$60,000.00	\$60,000.00	\$60,000.00
STATE UNIVERSITY OF NEW YORK - COLLEGE OF OPTOMETRY, 33 WEST 42ND STREET, NEW YORK, NY (https://www.google.com/maps/place/33%20WEST%2042ND%20STREET,NEW%20YORK,NY)	Graph	2	\$89,013.00	\$63,026.00	\$63,026.00	\$115,000.00
Totals	Graph	3	\$79,342.00	\$63,026.00	\$60,000.00	\$115,000.00

Employer Name/Worksite Address	Graph	Count	Mean Wage	Median Wage	Lowest Wage	Highest Wage
ISI GLOBAL SCIENCE FOUNDATION, 33 W 42ND STREET, NEW YORK, NY (https://www.google.com/maps/place/33%20W%2042ND%20STREET,NEW%20YORK,NY)	Graph	1	\$60,000.00	\$60,000.00	\$60,000.00	\$60,000.00
THE RESEARCH FOUNDATION FOR SUNY COLLEGE OF OPTOMETRY, 33 WEST 42ND STREET, NEW YORK, NY (https://www.google.com/maps/place/33%20%20WEST%2042ND%20STREET,NEW%20YORK,NY)	Graph	1	\$56,100.00	\$56,100.00	\$56,100.00	\$56,100.00
STATE UNIVERSITY OF NEW YORK - COLLEGE OF OPTOMETRY, 33 WEST 42ND STREET, NEW YORK, NY (https://www.google.com/maps/place/33%20WEST%2042ND%20STREET,NEW%20YORK,NY)	Graph	2	\$89,013.00	\$63,026.00	\$63,026.00	\$115,000.00
Totals	Graph	4	\$73,531.50	\$60,000.00	\$56,100.00	\$115,000.00

Latitude: 40.753993 Longitude: -73.992232

Employer Name/Employer Address	Graph	Count	Mean Wage	Median Wage	Lowest Wage	Highest Wage
ENGEL ENTERTAINMENT, 535 8TH AVE, NEW YORK, NY (https://www.google.com/maps/place/535%208TH%20AVE,NEW%20YORK,NY)	Graph	1	\$67,600.00	\$67,600.00	\$67,600.00	\$67,600.00
OCTANE LENDING, INC., 535 8TH AVE, NEW YORK, NY (https://www.google.com/maps/place/535%208TH%20AVE,NEW%20YORK,NY)	Graph	1	\$185,000.00	\$185,000.00	\$185,000.00	\$185,000.00
WORLD JOINT CORPORATION, 535 8TH AVENUE, NEW YORK, NY (https://www.google.com/maps/place/535%208TH%20AVENUE,NEW%20YORK,NY)	Graph	3	\$48,089.67	\$48,797.00	\$46,675.00	\$48,797.00
Totals	Graph	5	\$79,373.80	\$48,797.00	\$46,675.00	\$185,000.00

Employer Name/Worksite Address	Graph	Count	Mean Wage	Median Wage	Lowest Wage	Highest Wage
SETTY & ASSOCIATES, LTD., 535 8TH AVENUE, SUITE 21S, NEW YORK, NY (https://www.google.com/maps/place/535%208TH%20AVENUE,%20SUITE%2021S,NEW%20YORK,NY)	Graph	2	\$61,401.50	\$61,069.00	\$61,069.00	\$61,734.00
WORLD JOINT CORPORATION, 535 8TH AVENUE, NEW YORK, NY (https://www.google.com/maps/place/535%208TH%20AVENUE,NEW%20YORK,NY)	Graph	2	\$47,736.00	\$46,675.00	\$46,675.00	\$48,797.00
WORLD JOINT CORPORATION, 535 8TH AVE, NEW YORK, NY (https://www.google.com/maps/place/535%208TH%20AVE,NEW%20YORK,NY)	Graph	3	\$100,465.67	\$67,600.00	\$48,797.00	\$185,000.00
Totals	Graph	7	\$74,238.86	\$61,069.00	\$46,675.00	\$185,000.00

Latitude: 40.753993 Longitude: -73.980179

Employer Name/Employer Address	Graph	Count	Mean Wage	Median Wage	Lowest Wage	Highest Wage
COMMON LIVING INC., 6 EAST 43RD STREET, NEW YORK, NY (https://www.google.com/maps/place/6%20EAST%2043RD%20STREET,NEW%20YORK,NY)	Graph	1	\$82,139.00	\$82,139.00	\$82,139.00	\$82,139.00
EMIGRANT BANK INC., 6 E 43RD STREET, NEW YORK, NY (https://www.google.com/maps/place/6%20E%2043RD%20STREET,NEW%20YORK,NY)	Graph	1	\$200,000.00	\$200,000.00	\$200,000.00	\$200,000.00
EMIGRANT BANK, 6 E 43RD STREET, NEW YORK, NY (https://www.google.com/maps/place/6%20E%2043RD%20STREET,NEW%20YORK,NY)	Graph	1	\$100,000.00	\$100,000.00	\$100,000.00	\$100,000.00
Totals	Graph	3	\$127,379.67	\$100,000.00	\$82,139.00	\$200,000.00

Employer Name/Worksite Address	Graph	Count	Mean Wage	Median Wage	Lowest Wage	Highest Wage
COMMON LIVING INC., 6 EAST 43RD STREET, NEW YORK, NY (https://www.google.com/maps/place/6%20EAST%2043RD%20STREET,NEW%20YORK,NY)	Graph	1	\$82,139.00	\$82,139.00	\$82,139.00	\$82,139.00
EMIGRANT BANK, 6 E 43RD STREET, NEW YORK, NY (https://www.google.com/maps/place/6%20E%2043RD%20STREET,NEW%20YORK,NY)	Graph	2	\$150,000.00	\$100,000.00	\$100,000.00	\$200,000.00
Totals	Graph	3	\$127,379.67	\$100,000.00	\$82,139.00	\$200,000.00

Latitude: 40.753998 Longitude: -73.972014

Employer Name/Employer Address	Graph	Count	Mean Wage	Median Wage	Lowest Wage	Highest Wage
MIZUHO ALTERNATIVE INVESTMENTS, LLC, 757 3RD AVENUE, NEW YORK, NY (https://www.google.com/maps/place/757%203RD%20AVENUE,NEW%20YORK,NY)	Graph	1	\$80,000.00	\$80,000.00	\$80,000.00	\$80,000.00
SKULD NORTH AMERICA INC., 757 THIRD AVENUE, NEW YORK, NY (https://www.google.com/maps/place/757%20THIRD%20AVENUE,NEW%20YORK,NY)	Graph	1	\$158,000.00	\$158,000.00	\$158,000.00	\$158,000.00
STAGE 3 PROPERTIES, LLC, 757 3RD AVENUE, STE. 1701, NEW YORK, NY (https://www.google.com/maps/place/757%203RD%20AVENUE,%20STE.%201701,NEW%20YORK,NY)	Graph	1	\$75,000.00	\$75,000.00	\$75,000.00	\$75,000.00
THE RUTH GROUP, 757 THIRD AVENUE, 26TH FLOOR, NEW YORK, NY (https://www.google.com/maps/place/757%20THIRD%20AVENUE,%2026TH%20FLOOR,NEW%20YORK,NY)	Graph	1	\$80,000.00	\$80,000.00	\$80,000.00	\$80,000.00
MIZUHO ALTERNATIVE INVESTMENTS, LLC, 757 THIRD AVENUE, NEW YORK, NY (https://www.google.com/maps/place/757%20THIRD%20AVENUE,NEW%20YORK,NY)	Graph	2	\$75,000.00	\$55,000.00	\$55,000.00	\$95,000.00
THUMBSPIRE INC., 757 THIRD AVENUE, NEW YORK, NY (https://www.google.com/maps/place/757%20THIRD%20AVENUE,NEW%20YORK,NY)	Graph	2	\$107,621.00	\$106,000.00	\$106,000.00	\$109,242.00
Totals	Graph	8	\$94,780.25	\$80,000.00	\$55,000.00	\$158,000.00

Employer Name/Worksite Address	Graph	Count	Mean Wage	Median Wage	Lowest Wage	Highest Wage
STAGE 3 PROPERTIES, LLC, 757 3RD AVENUE, STE. 1701, NEW YORK, NY (https://www.google.com/maps/place/757%203RD%20AVENUE,%20STE.%201701,NEW%20YORK,NY)	Graph	1	\$75,000.00	\$75,000.00	\$75,000.00	\$75,000.00
THE RUTH GROUP, 757 THIRD AVENUE, 26TH FLOOR, NEW YORK, NY (https://www.google.com/maps/place/757%20THIRD%20AVENUE,%2026TH%20FLOOR,NEW%20YORK,NY)	Graph	1	\$80,000.00	\$80,000.00	\$80,000.00	\$80,000.00
TEKSYSTEMS GLOBAL SERVICES LLC, 757 3RD AVENUE, NEW YORK, NY (https://www.google.com/maps/place/757%203RD%20AVENUE,NEW%20YORK,NY)	Graph	3	\$105,000.00	\$95,000.00	\$80,000.00	\$140,000.00
GRANT THORNTON LLP, 757 THIRD AVENUE, NEW YORK, NY (https://www.google.com/maps/place/757%20THIRD%20AVENUE,NEW%20YORK,NY)	Graph	22	\$83,509.68	\$76,200.00	\$46,821.00	\$195,000.00
Totals	Graph	27	\$85,452.33	\$76,200.00	\$46,821.00	\$195,000.00

Latitude: 40.754035 Longitude: -73.993666

Employer Name/Employer Address	Graph	Count	Mean Wage	Median Wage	Lowest Wage	Highest Wage
CENNARIUM AMERICA LLC, 315 W 36TH STREET, NEW YORK, NY (https://www.google.com/maps/place/315%20W%2036TH%20STREET,NEW%20YORK,NY)	Graph	1	\$147,243.00	\$147,243.00	\$147,243.00	\$147,243.00

Employer Name/Employer Address	Graph	Count	Mean Wage	Median Wage	Lowest Wage
FUBOTV INC., 315 WEST 36TH STREET, 9TH FLOOR, NEW YORK, NY (https://www.google.com/maps/place/315%20WEST%2036TH%20STREET,%209TH%20FLOOR,NEW%20YORK,NY)	Graph	1	\$70,000.00	\$70,000.00	\$70,000.00
GUARDIAN NEWS & MEDIA LLC, 315 WEST 36TH STREET, NEW YORK, NY (https://www.google.com/maps/place/315%20WEST%2036TH%20STREET,NEW%20YORK,NY)	Graph	1	\$110,000.00	\$110,000.00	\$110,000.00
NYC TECH CONSULTING INC, 315 W 36TH STREET, NEW YORK, NY (https://www.google.com/maps/place/315%20W%2036TH%20STREET,NEW%20YORK,NY)	Graph	1	\$84,864.00	\$84,864.00	\$84,864.00
POSHLY, INC., 315 WEST 36TH STREET, NEW YORK, NY (https://www.google.com/maps/place/315%20WEST%2036TH%20STREET,NEW%20YORK,NY)	Graph	1	\$131,997.00	\$131,997.00	\$131,997.00
SMILE & HOSPITALITY INC., 315 W 36 STREET, NEW YORK, NY (https://www.google.com/maps/place/315%20W%2036%20STREET,NEW%20YORK,NY)	Graph	1	\$46,987.00	\$46,987.00	\$46,987.00
SONI RESOURCES GROUP LLC, 315 W 36TH STREET, NEW YORK, NY (https://www.google.com/maps/place/315%20W%2036TH%20STREET,NEW%20YORK,NY)	Graph	1	\$135,200.00	\$135,200.00	\$135,200.00
TECHRAVES LLC, 315 W 36TH STREET, NEW YORK, NY (https://www.google.com/maps/place/315%20W%2036TH%20STREET,NEW%20YORK,NY)	Graph	1	\$90,000.00	\$90,000.00	\$90,000.00
YYS TECH, INC, 315 W 36TH, NEW YORK, NY (https://www.google.com/maps/place/315%20W%2036TH,NEW%20YORK,NY)	Graph	1	\$47,840.00	\$47,840.00	\$47,840.00
SONI RESOURCES GROUP, LLC, 315 W 36TH STREET, NEW YORK, NY (https://www.google.com/maps/place/315%20W%2036TH%20STREET,NEW%20YORK,NY)	Graph	3	\$86,652.80	\$86,652.80	\$86,652.80
YYS TECH, INC., 315 W. 36TH STREET, NEW YORK, NY (https://www.google.com/maps/place/315%20W.%2036TH%20STREET,NEW%20YORK,NY)	Graph	3	\$47,382.40	\$46,675.20	\$46,675.20
Totals	Graph	15	\$84,415.77	\$86,652.80	\$46,675.20

Employer Name/Worksite Address	Graph	Count	Mean Wage	Median Wage	Lowest Wage
CAMP TRADITIONS MANAGEMENT, INC, 315 WEST 36TH ST., NEW YORK, NY (https://www.google.com/maps/place/315%20WEST%2036TH%20ST.,NEW%20YORK,NY)	Graph	1	\$55,000.00	\$55,000.00	\$55,000.00
FUBOTV INC., 315 WEST 36TH STREET, 9TH FLOOR, NEW YORK, NY (https://www.google.com/maps/place/315%20WEST%2036TH%20STREET,%209TH%20FLOOR,NEW%20YORK,NY)	Graph	1	\$70,000.00	\$70,000.00	\$70,000.00
ROUNDCORNER, INC., 315 W. 36TH ST, NEW YORK, NY (https://www.google.com/maps/place/315%20W.%2036TH%20ST,NEW%20YORK,NY)	Graph	1	\$115,540.00	\$115,540.00	\$115,540.00
SMILE & HOSPITALITY INC., 315 W 36 STREET, NEW YORK, NY (https://www.google.com/maps/place/315%20W%2036%20STREET,NEW%20YORK,NY)	Graph	1	\$46,987.00	\$46,987.00	\$46,987.00
POSHLY, INC., 315 WEST 36TH STREET, NEW YORK, NY (https://www.google.com/maps/place/315%20WEST%2036TH%20STREET,NEW%20YORK,NY)	Graph	3	\$97,332.33	\$110,000.00	\$50,000.00
YYS TECH, INC, 315 W 36TH, NEW YORK, NY (https://www.google.com/maps/place/315%20W%2036TH,NEW%20YORK,NY)	Graph	4	\$76,949.60	\$86,652.80	\$47,840.00
SOLSTICE CONSULTING LLC, 315 W 36TH STREET, NEW YORK, NY (https://www.google.com/maps/place/315%20W%2036TH%20STREET,NEW%20YORK,NY)	Graph	5	\$90,158.68	\$75,000.00	\$46,675.20
YYS TECH, INC., 315 W. 36TH STREET, NEW YORK, NY (https://www.google.com/maps/place/315%20W.%2036TH%20STREET,NEW%20YORK,NY)	Graph	5	\$85,383.44	\$48,796.80	\$46,675.20
Totals	Graph	21	\$84,049.19	\$75,000.00	\$46,675.20

Latitude: 40.754045 Longitude: -73.986042

Employer Name/Employer Address	Graph	Count	Mean Wage	Median Wage	Lowest Wage	Highest Wage
TZELL TRAVEL LLC, 119 WEST 40TH STREET, NEW YORK, NY (https://www.google.com/maps/place/119%20WEST%2040TH%20STREET,NEW%20YORK,NY)	Graph	1	\$47,466.00	\$47,466.00	\$47,466.00	\$47,466.00
VIEW THE SPACE INC., 119 W. 40TH STREET, NEW YORK, NY (https://www.google.com/maps/place/119%20W.%2040TH%20STREET,NEW%20YORK,NY)	Graph	1	\$140,000.00	\$140,000.00	\$140,000.00	\$140,000.00
TZELL TRAVEL, LLC, 119 WEST 40TH STREET, NEW YORK, NY (https://www.google.com/maps/place/119%20WEST%2040TH%20STREET,NEW%20YORK,NY)	Graph	2	\$43,837.50	\$41,000.00	\$41,000.00	\$46,675.00
Totals	Graph	4	\$68,785.25	\$46,675.00	\$41,000.00	\$140,000.00

Employer Name/Worksite Address	Graph	Count	Mean Wage	Median Wage	Lowest Wage	Highest Wage
VIEW THE SPACE INC., 119 W. 40TH STREET, NEW YORK, NY (https://www.google.com/maps/place/119%20W.%2040TH%20STREET,NEW%20YORK,NY)	Graph	1	\$140,000.00	\$140,000.00	\$140,000.00	\$140,000.00
TRENDSFORMERS LLC, 119 WEST 40TH STREET, NEW YORK, NY (https://www.google.com/maps/place/119%20WEST%2040TH%20STREET,NEW%20YORK,NY)	Graph	3	\$60,535.00	\$52,000.00	\$47,466.00	\$82,139.00
Totals	Graph	4	\$80,401.25	\$52,000.00	\$47,466.00	\$140,000.00

Latitude: 40.754047 Longitude: -73.992235

Employer Name/Employer Address	Graph	Count	Mean Wage	Median Wage	Lowest Wage	Highest Wage
DEPECHE MODE CLOTHING CO. LLC, 535 EIGHTH AVENUE, NEW YORK, NY (https://www.google.com/maps/place/535%20EIGHTH%20AVENUE,NEW%20YORK,NY)	Graph	1	\$75,000.00	\$75,000.00	\$75,000.00	\$75,000.00
Totals	Graph	1	\$75,000.00	\$75,000.00	\$75,000.00	\$75,000.00

Employer Name/Worksite Address	Graph	Count	Mean Wage	Median Wage	Lowest Wage	Highest Wage
DEPECHE MODE CLOTHING CO. LLC, 535 EIGHTH AVENUE, NEW YORK, NY (https://www.google.com/maps/place/535%20EIGHTH%20AVENUE,NEW%20YORK,NY)	Graph	1	\$75,000.00	\$75,000.00	\$75,000.00	\$75,000.00
Totals	Graph	1	\$75,000.00	\$75,000.00	\$75,000.00	\$75,000.00

Latitude: 40.754088 Longitude: -73.990323

Employer Name/Employer Address	Graph	Count	Mean Wage	Median Wage	Lowest Wage
BELLA INTERNATIONAL TEXTILE INC, 252 W. 38TH STREET, NEW YORK, NY (https://www.google.com/maps/place/252%20W.%2038TH%20STREET,NEW%20YORK,NY)	Graph	1	\$58,198.40	\$58,198.40	\$58,198.40
METHOD ARCHITECTS PLLC, 252 WEST 38TH STREET SUITE 1102, NEW YORK, NY (https://www.google.com/maps/place/252%20WEST%2038TH%20STREET%20%20%20SUITE%201102,NEW%20YORK,NY)	Graph	1	\$39,957.00	\$39,957.00	\$39,957.00
Totals	Graph	2	\$49,077.70	\$39,957.00	\$39,957.00

Employer Name/Worksite Address	Graph	Count	Mean Wage	Median Wage	Lowest Wage
BELLA INTERNATIONAL TEXTILE INC, 252 W. 38TH STREET, SUITE 902, NEW YORK, NY (https://www.google.com/maps/place/252%20W.%2038TH%20STREET,%20SUITE%20902,NEW%20YORK,NY)	Graph	1	\$58,198.40	\$58,198.40	\$58,198.40
METHOD ARCHITECTS PLLC, 252 WEST 38TH STREET SUITE 1102, NEW YORK, NY (https://www.google.com/maps/place/252%20WEST%2038TH%20STREET%20%20%20SUITE%201102,NEW%20YORK,NY)	Graph	1	\$39,957.00	\$39,957.00	\$39,957.00
Totals	Graph	2	\$49,077.70	\$39,957.00	\$39,957.00

Latitude: 40.754109 Longitude: -73.976155

Employer Name/Worksite Address	Graph	Count	Mean Wage	Median Wage	Lowest Wage	Highest Wage
IT RESONANCE INC, 120 PARK AVENUE, NEW YORK, NY (https://www.google.com/maps/place/120%20PARK%20AVENUE,NEW%20YORK,NY)	Graph	2	\$80,000.00	\$80,000.00	\$80,000.00	\$80,000.00
Totals	Graph	2	\$80,000.00	\$80,000.00	\$80,000.00	\$80,000.00

Latitude: 40.754128 Longitude: -73.984755

Employer Name/Employer Address	Graph	Count	Mean Wage	Median Wage	Lowest Wage	Highest Wage
SCHRODER INVESTMENT MANAGEMENT NORTH AMERICA INC., 7 BRYANT PARK, NEW YORK, NY (https://www.google.com/maps/place/7%20BRYANT%20PARK,NEW%20YORK,NY)	Graph	5	\$125,400.00	\$129,000.00	\$98,000.00	\$155,000.00

Employer Name/Employer Address	Graph	Count	Mean Wage	Median Wage	Lowest Wage	Highest Wage
Totals	Graph	5	\$125,400.00	\$129,000.00	\$98,000.00	\$155,000.00

Employer Name/Worksite Address	Graph	Count	Mean Wage	Median Wage	Lowest Wage	Highest Wage
SCHRODER INVESTMENT MANAGEMENT NORTH AMERICA INC., 7 BRYANT PARK, NEW YORK, NY (https://www.google.com/maps/place/7%20BRYANT%20PARK,NEW%20YORK,NY)	Graph	5	\$125,400.00	\$129,000.00	\$98,000.00	\$155,000.00
Totals	Graph	5	\$125,400.00	\$129,000.00	\$98,000.00	\$155,000.00

Latitude: 40.754136 Longitude: -73.990097

Employer Name/Employer Address	Graph	Count	Mean Wage	Median Wage	Lowest Wage	Highest Wage
SG INTERNATIONAL INC., 247 WEST 38TH STREET SUITE 610, NEW YORK, NY (https://www.google.com/maps/place/247%20WEST%2038TH%20STREET%20SUITE%20610,NEW%20YORK,NY)	Graph	1	\$55,100.00	\$55,100.00	\$55,100.00	\$55,100.00
Totals	Graph	1	\$55,100.00	\$55,100.00	\$55,100.00	\$55,100.00

Employer Name/Worksite Address	Graph	Count	Mean Wage	Median Wage	Lowest Wage	Highest Wage
SG INTERNATIONAL INC., 247 WEST 38TH STREET SUITE 610, NEW YORK, NY (https://www.google.com/maps/place/247%20WEST%2038TH%20STREET%20SUITE%20610,NEW%20YORK,NY)	Graph	1	\$55,100.00	\$55,100.00	\$55,100.00	\$55,100.00
Totals	Graph	1	\$55,100.00	\$55,100.00	\$55,100.00	\$55,100.00

Latitude: 40.754169 Longitude: -73.835313

Employer Name/Employer Address	Graph	Count	Mean Wage	Median Wage	Lowest Wage	Highest Wage
GAMCO CORPORATION, 131-10 MAPLE AVENUE, FLUSHING, NY (https://www.google.com/maps/place/131-10%20MAPLE%20AVENUE,FLUSHING,NY)	Graph	1	\$46,821.00	\$46,821.00	\$46,821.00	\$46,821.00
TEMPCO GLASS FABRICATION LLC, 131-10 MAPLE AVENUE, FLUSHING, NY (https://www.google.com/maps/place/131-10%20MAPLE%20AVENUE,FLUSHING,NY)	Graph	1	\$57,346.00	\$57,346.00	\$57,346.00	\$57,346.00
Totals	Graph	2	\$52,083.50	\$46,821.00	\$46,821.00	\$57,346.00

Employer Name/Worksite Address	Graph	Count	Mean Wage	Median Wage	Lowest Wage	Highest Wage
GAMCO CORPORATION, 131-10 MAPLE AVENUE, FLUSHING, NY (https://www.google.com/maps/place/131-10%20MAPLE%20AVENUE,FLUSHING,NY)	Graph	2	\$52,083.50	\$46,821.00	\$46,821.00	\$57,346.00
Totals	Graph	2	\$52,083.50	\$46,821.00	\$46,821.00	\$57,346.00

Latitude: 40.754175 Longitude: -73.926104

Employer Name/Worksite Address	Graph	Count	Mean Wage	Median Wage	Lowest Wage	Highest Wage
SOUTH TEXAS EB-5 REGIONAL CENTER, LLC, 36-27 36TH STREET, LONG ISLAND CITY, NY (https://www.google.com/maps/place/36-27%2036TH%20STREET,LONG%20ISLAND%20CITY,NY)	Graph	1	\$72,800.00	\$72,800.00	\$72,800.00	\$72,800.00
Totals	Graph	1	\$72,800.00	\$72,800.00	\$72,800.00	\$72,800.00

Latitude: 40.754179 Longitude: -73.942638

Employer Name/Worksite Address	Graph	Count	Mean Wage	Median Wage	Lowest Wage	Highest Wage
EARTH USA SERVICES INC., 2928 41ST AVENUE, LONG ISLAND CITY, NY (https://www.google.com/maps/place/2928%2041ST%20AVENUE,LONG%20ISLAND%20CITY,NY)	Graph	1	\$57,000.00	\$57,000.00	\$57,000.00	\$57,000.00

Employer Name/Worksite Address	Graph	Count	Mean Wage	Median Wage	Lowest Wage	Highest Wage
EARTH USA SERVICES INC., 2928 41ST AVE, LONG ISLAND CITY, NY (https://www.google.com/maps/place/2928%2041ST%20AVE, LONG%20ISLAND%20CITY, NY)	Graph	14	\$49,040.00	\$32,000.00	\$32,000.00	\$66,560.00
Totals	Graph	15	\$49,570.67	\$57,000.00	\$32,000.00	\$66,560.00

Latitude: 40.754182 Longitude: -73.973971

Employer Name/Employer Address	Graph	Count	Mean Wage	Median Wage	Lowest Wage	Highest Wage
GOLDENTREE ASSET MANAGEMENT, LP, 485 LEXINGTON AVENUE, NEW YORK, NY (https://www.google.com/maps/place/485%20LEXINGTON%20AVENUE, NEW%20YORK, NY)	Graph	2	\$127,500.00	\$90,000.00	\$90,000.00	\$165,000.00
NOVANTAS INC, 485 LEXINGTON AVENUE, NEW YORK, NY (https://www.google.com/maps/place/485%20LEXINGTON%20AVENUE, NEW%20YORK, NY)	Graph	3	\$107,666.67	\$100,000.00	\$88,000.00	\$135,000.00
THE LEADING HOTELS OF THE WORLD, LTD., 485 LEXINGTON AVENUE, NEW YORK, NY (https://www.google.com/maps/place/485%20LEXINGTON%20AVENUE, NEW%20YORK, NY)	Graph	4	\$47,000.00	\$47,000.00	\$47,000.00	\$47,000.00
NOVANTAS, INC., 485 LEXINGTON AVE., NEW YORK, NY (https://www.google.com/maps/place/485%20LEXINGTON%20AVE., NEW%20YORK, NY)	Graph	7	\$79,535.57	\$70,000.00	\$65,749.00	\$125,000.00
Totals	Graph	16	\$82,671.81	\$70,000.00	\$47,000.00	\$165,000.00

Employer Name/Worksite Address	Graph	Count	Mean Wage	Median Wage	Lowest Wage	Highest Wage
MERITEK, INC., 485 LEXINGTON AVE, NEW YORK, NY (https://www.google.com/maps/place/485%20LEXINGTON%20AVE, NEW%20YORK, NY)	Graph	3	\$82,150.93	\$86,652.80	\$72,800.00	\$87,000.00
QUINTILES IMS INCORPORATED, 485 LEXINGTON AVE., NEW YORK, NY (https://www.google.com/maps/place/485%20LEXINGTON%20AVE., NEW%20YORK, NY)	Graph	3	\$110,000.00	\$125,000.00	\$80,000.00	\$125,000.00
INCEDO, INC., 485 LEXINGTON AVENUE, NEW YORK, NY (https://www.google.com/maps/place/485%20LEXINGTON%20AVENUE, NEW%20YORK, NY)	Graph	17	\$80,538.53	\$70,000.00	\$47,000.00	\$165,000.00
Totals	Graph	23	\$84,591.64	\$75,800.00	\$47,000.00	\$165,000.00

Latitude: 40.754188 Longitude: -73.97626

Employer Name/Employer Address	Graph	Count	Mean Wage	Median Wage	Lowest Wage	Highest Wage
CHENGDE GOLDEN DRAGON USA, INC., 200 PARK AVENUE SUITE 1700, NEW YORK, NY (https://www.google.com/maps/place/200%20PARK%20AVENUE%20SUITE%201700, NEW%20YORK, NY)	Graph	1	\$60,000.00	\$60,000.00	\$60,000.00	\$60,000.00
DNB BANK ASA NEW YORK BRANCH, 200 PARK AVENUE, NEW YORK, NY (https://www.google.com/maps/place/200%20PARK%20AVENUE, NEW%20YORK, NY)	Graph	1	\$169,785.00	\$169,785.00	\$169,785.00	\$169,785.00
DNB MARKETS, INC., 200 PARK AVENUE, NEW YORK, NY (https://www.google.com/maps/place/200%20PARK%20AVENUE, NEW%20YORK, NY)	Graph	1	\$101,500.00	\$101,500.00	\$101,500.00	\$101,500.00
GREENBERG TRAURIG, LLP, 200 PARK AVENUE, NEW YORK, NY (https://www.google.com/maps/place/200%20PARK%20AVENUE, NEW%20YORK, NY)	Graph	1	\$450,000.00	\$450,000.00	\$450,000.00	\$450,000.00
IGNITIONONE, INC., 200 PARK AVENUE, NEW YORK, NY (https://www.google.com/maps/place/200%20PARK%20AVENUE, NEW%20YORK, NY)	Graph	1	\$70,221.00	\$70,221.00	\$70,221.00	\$70,221.00
NOVUS PARTNERS, INC., 200 PARK AVENUE, NEW YORK, NY (https://www.google.com/maps/place/200%20PARK%20AVENUE, NEW%20YORK, NY)	Graph	4	\$69,937.25	\$62,000.00	\$55,000.00	\$97,000.00
RUSSELL REYNOLDS ASSOCIATES, INC., 200 PARK AVENUE, NEW YORK, NY (https://www.google.com/maps/place/200%20PARK%20AVENUE, NEW%20YORK, NY)	Graph	4	\$127,250.00	\$135,000.00	\$95,000.00	\$144,000.00
METLIFE GROUP, INC., 200 PARK AVENUE, NEW YORK, NY (https://www.google.com/maps/place/200%20PARK%20AVENUE, NEW%20YORK, NY)	Graph	6	\$153,997.17	\$121,000.00	\$100,600.00	\$333,300.00
METLIFE GLOBAL, INC., 200 PARK AVENUE, NEW YORK, NY (https://www.google.com/maps/place/200%20PARK%20AVENUE, NEW%20YORK, NY)	Graph	8	\$120,000.00	\$120,000.00	\$120,000.00	\$120,000.00
Totals	Graph	27	\$130,527.33	\$120,000.00	\$55,000.00	\$450,000.00

Employer Name/Worksite Address	Graph	Count	Mean Wage	Median Wage	Lowest Wage	Highest Wage
--------------------------------	-------	-------	-----------	-------------	-------------	--------------

Employer Name/Worksite Address	Graph	Count	Mean Wage	Median Wage	Lowest Wage	Highest Wage
3EDGEUSAGROUP LLC, 200 PARK AVE., NEW YORK, NY (https://www.google.com/maps/place/200%20PARK%20AVE.,NEW%20YORK,NY)	Graph	1	\$70,000.00	\$70,000.00	\$70,000.00	\$70,000.00
CHENGDE GOLDEN DRAGON USA, INC., 200 PARK AVENUE SUITE 1700, NEW YORK, NY (https://www.google.com/maps/place/200%20PARK%20AVENUE%20SUITE%201700,NEW%20YORK,NY)	Graph	1	\$60,000.00	\$60,000.00	\$60,000.00	\$60,000.00
KORN FERRY HAY GROUP, INC., 200 PARK AVENUE, 33RD FLOOR, NEW YORK, NY (https://www.google.com/maps/place/200%20PARK%20AVENUE,%2033RD%20FLOOR,NEW%20YORK,NY)	Graph	1	\$71,000.00	\$71,000.00	\$71,000.00	\$71,000.00
CBRE INC., 200 PARK AVE., NEW YORK, NY (https://www.google.com/maps/place/200%20PARK%20AVE.,NEW%20YORK,NY)	Graph	2	\$86,133.00	\$65,000.00	\$65,000.00	\$107,266.00
MARLABS, INC., 200 PARK AVE, NEW YORK, NY (https://www.google.com/maps/place/200%20PARK%20AVE,NEW%20YORK,NY)	Graph	5	\$90,021.20	\$86,653.00	\$75,800.00	\$110,000.00
PAUL HASTINGS LLP, 200 PARK AVENUE, NEW YORK, NY (https://www.google.com/maps/place/200%20PARK%20AVENUE,NEW%20YORK,NY)	Graph	56	\$156,451.89	\$135,000.00	\$55,000.00	\$450,000.00
Totals	Graph	66	\$145,222.39	\$120,000.00	\$55,000.00	\$450,000.00

Latitude: 40.754192 Longitude: -73.986836

Employer Name/Employer Address	Graph	Count	Mean Wage	Median Wage	Lowest Wage	Highest Wage
FABRIKANT TARA INTERNATIONAL LLC, 1430 BROADWAY, NEW YORK, NY (https://www.google.com/maps/place/1430%20BROADWAY,NEW%20YORK,NY)	Graph	1	\$60,000.00	\$60,000.00	\$60,000.00	\$60,000.00
KL CPA & ASSOCIATES LLC, 1430 BROADWAY, SUITE 306, NEW YORK, NY (https://www.google.com/maps/place/1430%20BROADWAY,%20SUITE%20306,NEW%20YORK,NY)	Graph	1	\$54,080.00	\$54,080.00	\$54,080.00	\$54,080.00
R AND S COMPUTERS, INC., 1430 BROADWAY, SUITE 1303, NEW YORK, NY (https://www.google.com/maps/place/1430%20BROADWAY,%20SUITE%201303,NEW%20YORK,NY)	Graph	1	\$120,000.00	\$120,000.00	\$120,000.00	\$120,000.00
THE BACHRACH GROUP LTD., 1430 BROADWAY, NEW YORK, NY (https://www.google.com/maps/place/1430%20BROADWAY,NEW%20YORK,NY)	Graph	1	\$47,000.00	\$47,000.00	\$47,000.00	\$47,000.00
ADVISEN LTD., 1430 BROADWAY, NEW YORK, NY (https://www.google.com/maps/place/1430%20BROADWAY,NEW%20YORK,NY)	Graph	2	\$71,500.00	\$71,500.00	\$71,500.00	\$71,500.00
BARASH FRIEDMAN FRIEDBERG & ADASKO CPA'S PC, 1430 BROADWAY, NEW YORK, NY (https://www.google.com/maps/place/1430%20BROADWAY,NEW%20YORK,NY)	Graph	2	\$55,765.00	\$55,765.00	\$55,765.00	\$55,765.00
L'OCCITANE, INC., 1430 BROADWAY, NEW YORK, NY (https://www.google.com/maps/place/1430%20BROADWAY,NEW%20YORK,NY)	Graph	9	\$72,610.76	\$79,227.00	\$55,000.00	\$87,521.41
Totals	Graph	17	\$69,947.46	\$65,000.00	\$47,000.00	\$120,000.00

Employer Name/Worksite Address	Graph	Count	Mean Wage	Median Wage	Lowest Wage	Highest Wage
FABRIKANT TARA INTERNATIONAL LLC, 1430 BRAODWAY, NEW YORK, NY (https://www.google.com/maps/place/1430%20BRAODWAY,NEW%20YORK,NY)	Graph	1	\$60,000.00	\$60,000.00	\$60,000.00	\$60,000.00
KL CPA & ASSOCIATES LLC, 1430 BROADWAY, SUITE 306, NEW YORK, NY (https://www.google.com/maps/place/1430%20BROADWAY,%20SUITE%20306,NEW%20YORK,NY)	Graph	1	\$54,080.00	\$54,080.00	\$54,080.00	\$54,080.00
ADVISEN LTD., 1430 BROADWAY, NEW YORK, NY (https://www.google.com/maps/place/1430%20BROADWAY,NEW%20YORK,NY)	Graph	16	\$69,104.18	\$71,500.00	\$47,000.00	\$87,521.41
Totals	Graph	18	\$67,763.71	\$65,000.00	\$47,000.00	\$87,521.41

Latitude: 40.754203 Longitude: -73.979774

Employer Name/Employer Address	Graph	Count	Mean Wage	Median Wage	Lowest Wage	Highest Wage
BROADHAVEN CAPITAL PARTNERS LLC, 521 FIFTH AVE, FL 37, NEW YORK, NY (https://www.google.com/maps/place/521%20FIFTH%20AVE,%20FL%2037,NEW%20YORK,NY)	Graph	1	\$175,000.00	\$175,000.00	\$175,000.00	\$175,000.00
Totals	Graph	1	\$175,000.00	\$175,000.00	\$175,000.00	\$175,000.00

Employer Name/Worksite Address	Graph	Count	Mean Wage	Median Wage	Lowest Wage	Highest Wage
--------------------------------	-------	-------	-----------	-------------	-------------	--------------

Employer Name/Worksite Address	Graph	Count	Mean Wage	Median Wage	Lowest Wage	Highest Wage
BROADHAVEN CAPITAL PARTNERS LLC, 521 FIFTH AVE, FL 37, NEW YORK, NY (https://www.google.com/maps/place/521%20FIFTH%20AVE,%20FL%2037,NEW%20YORK,NY)	Graph	1	\$175,000.00	\$175,000.00	\$175,000.00	\$175,000.00
KIRAN JEWELS INC., 521 FIFTH AVANUE, NEW YORK, NY (https://www.google.com/maps/place/521%20FIFTH%20AVANUE,NEW%20YORK,NY)	Graph	1	\$56,160.00	\$56,160.00	\$56,160.00	\$56,160.00
Totals	Graph	2	\$115,580.00	\$56,160.00	\$56,160.00	\$175,000.00

Latitude: 40.754209 Longitude: -73.990613

Employer Name/Employer Address	Graph	Count	Mean Wage	Median Wage	Lowest Wage	Highest Wage
MANON CLAVEL, INC, 262 WEST 38TH ST, NEW YORK, NY (https://www.google.com/maps/place/262%20WEST%2038TH%20ST,NEW%20YORK,NY)	Graph	1	\$46,675.20	\$46,675.20	\$46,675.20	\$46,675.20
VR NETWORKS INC., 262 W. 38TH ST., NEW YORK, NY (https://www.google.com/maps/place/262%20W.%2038TH%20ST.,NEW%20YORK,NY)	Graph	2	\$82,696.00	\$80,392.00	\$80,392.00	\$85,000.00
VR NETWORKS INC., 262 W. 38TH ST., STE. 1005, NEW YORK, NY (https://www.google.com/maps/place/262%20W.%2038TH%20ST.,%20STE.%201005,NEW%20YORK,NY)	Graph	23	\$63,891.30	\$62,000.00	\$62,000.00	\$71,000.00
Totals	Graph	26	\$64,675.66	\$62,000.00	\$46,675.20	\$85,000.00

Employer Name/Worksite Address	Graph	Count	Mean Wage	Median Wage	Lowest Wage	Highest Wage
MANON CLAVEL, INC, 262 WEST 38TH ST., NEW YORK, NY (https://www.google.com/maps/place/262%20WEST%2038TH%20ST.,NEW%20YORK,NY)	Graph	1	\$46,675.20	\$46,675.20	\$46,675.20	\$46,675.20
VR NETWORKS INC., 262 W 38TH STREET, NEW YORK, NY (https://www.google.com/maps/place/262%20W%2038TH%20STREET,NEW%20YORK,NY)	Graph	1	\$85,000.00	\$85,000.00	\$85,000.00	\$85,000.00
VR NETWORKS INC., 262 W. 38TH ST., STE. 1005, NEW YORK, NY (https://www.google.com/maps/place/262%20W.%2038TH%20ST.,%20STE.%201005,NEW%20YORK,NY)	Graph	23	\$63,891.30	\$62,000.00	\$62,000.00	\$71,000.00
Totals	Graph	25	\$64,047.01	\$62,000.00	\$46,675.20	\$85,000.00

Latitude: 40.75421 Longitude: -73.992531

Employer Name/Employer Address	Graph	Count	Mean Wage	Median Wage	Lowest Wage	Highest Wage
HIPERCEPT SOLUTIONS INC, 302 WEST 37TH STREET, NEW YORK, NY (https://www.google.com/maps/place/302%20WEST%2037TH%20STREET,NEW%20YORK,NY)	Graph	1	\$150,000.00	\$150,000.00	\$150,000.00	\$150,000.00
REBECCA TAYLOR, INC., 306 WEST 37TH STREET, NEW YORK, NY (https://www.google.com/maps/place/306%20WEST%2037TH%20STREET,NEW%20YORK,NY)	Graph	1	\$85,000.00	\$85,000.00	\$85,000.00	\$85,000.00
Totals	Graph	2	\$117,500.00	\$85,000.00	\$85,000.00	\$150,000.00

Employer Name/Worksite Address	Graph	Count	Mean Wage	Median Wage	Lowest Wage	Highest Wage
HIPERCEPT SOLUTIONS INC, 302 WEST 37TH STREET, NEW YORK, NY (https://www.google.com/maps/place/302%20WEST%2037TH%20STREET,NEW%20YORK,NY)	Graph	1	\$150,000.00	\$150,000.00	\$150,000.00	\$150,000.00
REBECCA TAYLOR, INC., 306 WEST 37TH STREET, NEW YORK, NY (https://www.google.com/maps/place/306%20WEST%2037TH%20STREET,NEW%20YORK,NY)	Graph	1	\$85,000.00	\$85,000.00	\$85,000.00	\$85,000.00
NINA MCLEMORE INC., 306 W 37TH STREET, 7TH FLOOR, NEW YORK, NY (https://www.google.com/maps/place/306%20W%2037TH%20STREET,%207TH%20FLOOR,NEW%20YORK,NY)	Graph	2	\$75,000.00	\$75,000.00	\$75,000.00	\$75,000.00
Totals	Graph	4	\$96,250.00	\$75,000.00	\$75,000.00	\$150,000.00

Latitude: 40.754217 Longitude: -73.998442

Employer Name/Employer Address	Graph	Count	Mean Wage	Median Wage	Lowest Wage	Highest Wage
KIRKSTALL ROAD ENTERPRISES INC, 460 WEST 34TH STREET, 7TH FLOOR, NEW YORK, NY (https://www.google.com/maps/place/460%20WEST%2034TH%20STREET,%207TH%20FLOOR,NEW%20YORK,NY)	Graph	1	\$62,400.00	\$62,400.00	\$62,400.00	\$62,400.00

Employer Name/Employer Address	Graph	Count	Mean Wage	Median Wage	Lowest Wage	Hig W
LEFTFIELD ENTERTAINMENT LLC, 460 WEST 34TH STREET, NEW YORK, NY (https://www.google.com/maps/place/460%20WEST%2034TH%20STREET,NEW%20YORK,NY)	Graph	1	\$57,200.00	\$57,200.00	\$57,200.00	\$57,200.00
PREMIER HEALTH CARE, 460 W. 34TH ST., NEW YORK, NY (https://www.google.com/maps/place/460%20W.%2034TH%20ST.,NEW%20YORK,NY)	Graph	1	\$66,200.00	\$66,200.00	\$66,200.00	\$66,200.00
ROSS CAPITAL MANAGEMENT CORPORATION, 460 WEST 34TH STREET, 4TH FLOOR, NEW YORK, NY (https://www.google.com/maps/place/460%20WEST%2034TH%20STREET,%204TH%20FLOOR,NEW%20YORK,NY)	Graph	1	\$95,000.00	\$95,000.00	\$95,000.00	\$95,000.00
YAI-NATIONAL INSTITUTE FOR PEOPLE WITH DISABILITIE, 460 WEST 34TH STREET, NEW YORK, NY (https://www.google.com/maps/place/460%20WEST%2034TH%20STREET,NEW%20YORK,NY)	Graph	1	\$43,000.00	\$43,000.00	\$43,000.00	\$43,000.00
ROBERT A.M. STERN ARCHITECTS, 460 WEST 34TH STREET, NEW YORK, NY (https://www.google.com/maps/place/460%20WEST%2034TH%20STREET,NEW%20YORK,NY)	Graph	6	\$59,116.67	\$52,000.00	\$49,625.00	\$85,714.29
YAI-NATIONAL INSTITUTE FOR PEOPLE WITH DISABILITIES, 460 WEST 34TH STREET, NEW YORK, NY (https://www.google.com/maps/place/460%20WEST%2034TH%20STREET,NEW%20YORK,NY)	Graph	6	\$42,584.80	\$46,000.00	\$32,500.00	\$49,000.00
Totals	Graph	17	\$54,941.69	\$49,625.00	\$32,500.00	\$95,000.00

Employer Name/Worksite Address	Graph	Count	Mean Wage	Median Wage	Lowest Wage	Highest Wage
COMCAST CABLE COMMUNICATIONS, LLC, 460 W 34TH STREET, NEW YORK, NY (https://www.google.com/maps/place/460%20W%2034TH%20STREET,NEW%20YORK,NY)	Graph	1	\$112,199.00	\$112,199.00	\$112,199.00	\$112,199.00
KIRKSTALL ROAD ENTERPRISES INC, 460 WEST 34TH STREET, 7TH FLOOR, NEW YORK, NY (https://www.google.com/maps/place/460%20WEST%2034TH%20STREET,%207TH%20FLOOR,NEW%20YORK,NY)	Graph	1	\$62,400.00	\$62,400.00	\$62,400.00	\$62,400.00
ROSS CAPITAL MANAGEMENT CORPORATION, 460 WEST 34TH STREET, 4TH FLOOR, NEW YORK, NY (https://www.google.com/maps/place/460%20WEST%2034TH%20STREET,%204TH%20FLOOR,NEW%20YORK,NY)	Graph	1	\$95,000.00	\$95,000.00	\$95,000.00	\$95,000.00
COMCAST CABLE COMMUNICATIONS, LLC, 460 W. 34TH STREET, NEW YORK, NY (https://www.google.com/maps/place/460%20W.%2034TH%20STREET,NEW%20YORK,NY)	Graph	4	\$69,215.75	\$70,221.00	\$66,200.00	\$70,221.00
YAI-NATIONAL INSTITUTE FOR PEOPLE WITH DISABILITIES, 460 WEST 34TH STREET, NEW YORK, NY (https://www.google.com/maps/place/460%20WEST%2034TH%20STREET,NEW%20YORK,NY)	Graph	9	\$56,712.09	\$52,000.00	\$49,088.00	\$56,712.09
Totals	Graph	16	\$66,054.43	\$62,000.00	\$49,088.00	\$112,199.00

Latitude: 40.754221 Longitude: -73.935925

Employer Name/Worksite Address	Graph	Count	Mean Wage	Median Wage	Lowest Wage	Highest Wage
CHARAN ELECTRICAL ENTERPRISES, INC., 27-14 39TH AVENUE, LONG ISLAND CITY, NY (https://www.google.com/maps/place/27-14%2039TH%20AVENUE,LONG%20ISLAND%20CITY,NY)	Graph	2	\$65,684.50	\$62,500.00	\$62,500.00	\$68,869.00
Totals	Graph	2	\$65,684.50	\$62,500.00	\$62,500.00	\$68,869.00

Latitude: 40.754233 Longitude: -73.978317

Employer Name/Employer Address	Graph	Count	Mean Wage	Median Wage	Lowest Wage	Highest Wage
BROOKS BROTHERS GROUP, INC., 346 MADISON AVENUE, NEW YORK, NY (https://www.google.com/maps/place/346%20MADISON%20AVENUE,NEW%20YORK,NY)	Graph	2	\$56,212.00	\$46,675.20	\$46,675.20	\$65,748.80
BROOKS BROTHERS GROUP, INC, 346 MADISON AVENUE, NEW YORK, NY (https://www.google.com/maps/place/346%20MADISON%20AVENUE,NEW%20YORK,NY)	Graph	14	\$117,354.29	\$120,000.00	\$60,000.00	\$211,593.00
Totals	Graph	16	\$109,711.50	\$85,000.00	\$46,675.20	\$211,593.00

Employer Name/Worksite Address	Graph	Count	Mean Wage	Median Wage	Lowest Wage	Highest Wage
BROOKS BROTHERS GROUP, INC, 346 MADISON AVE., NEW YORK, NY (https://www.google.com/maps/place/346%20MADISON%20AVE.,NEW%20YORK,NY)	Graph	2	\$102,500.00	\$75,000.00	\$75,000.00	\$130,000.00
BROOKS BROTHERS GROUP, INC, 346 MADISON AVENUE, NEW YORK, NY (https://www.google.com/maps/place/346%20MADISON%20AVENUE,NEW%20YORK,NY)	Graph	14	\$110,741.71	\$85,000.00	\$46,675.20	\$211,593.00
Totals	Graph	16	\$109,711.50	\$85,000.00	\$46,675.20	\$211,593.00

Latitude: 40.754237 Longitude: -73.940602

Employer Name/Employer Address	Graph	Count	Mean Wage	Median Wage	Lowest Wage	Highest Wage
AIR-SEA PACKING GROUP, LLC, 40-35 22ND STREET, LONG ISLAND CITY, NY (https://www.google.com/maps/place/40-35%2022ND%20STREET,LONG%20ISLAND%20CITY,NY)	Graph	1	\$47,236.80	\$47,236.80	\$47,236.80	\$47,236.80
Totals	Graph	1	\$47,236.80	\$47,236.80	\$47,236.80	\$47,236.80

Employer Name/Worksite Address	Graph	Count	Mean Wage	Median Wage	Lowest Wage	Highest Wage
AIR-SEA PACKING GROUP, LLC, 40-35 22ND STREET, LONG ISLAND CITY, NY (https://www.google.com/maps/place/40-35%2022ND%20STREET,LONG%20ISLAND%20CITY,NY)	Graph	1	\$47,236.80	\$47,236.80	\$47,236.80	\$47,236.80
Totals	Graph	1	\$47,236.80	\$47,236.80	\$47,236.80	\$47,236.80

Latitude: 40.754242 Longitude: -73.992051

Employer Name/Employer Address	Graph	Count	Mean Wage	Median Wage	Lowest Wage	Highest Wage
BRUTEFORCE SOLUTIONS INC, 545 8TH AVE, SUITE # 540, NEW YORK, NY (https://www.google.com/maps/place/545%20%208TH%20AVE,%20SUITE%20%20540,NEW%20YORK,NY)	Graph	1	\$58,198.00	\$58,198.00	\$58,198.00	\$58,198.00
DTDC EXPRESS INC., 545 8TH AVENUE, NEW YORK, NY (https://www.google.com/maps/place/545%208TH%20AVENUE,NEW%20YORK,NY)	Graph	1	\$52,749.00	\$52,749.00	\$52,749.00	\$52,749.00
ECCELLA CORPORATION, 545 8TH AVENUE, NEW YORK, NY (https://www.google.com/maps/place/545%208TH%20AVENUE,NEW%20YORK,NY)	Graph	1	\$90,000.00	\$90,000.00	\$90,000.00	\$90,000.00
MUKESH DESAI CPA, 545 8TH AVENUE, NEW YORK, NY (https://www.google.com/maps/place/545%208TH%20AVENUE,NEW%20YORK,NY)	Graph	1	\$55,764.80	\$55,764.80	\$55,764.80	\$55,764.80
CRISP MEDIA INC, 545 EIGHT AVENUE, 20TH FLOOR, NEW YORK, NY (https://www.google.com/maps/place/545%20EIGHT%20AVENUE,%2020TH%20FLOOR,NEW%20YORK,NY)	Graph	2	\$100,890.50	\$71,781.00	\$71,781.00	\$130,000.00
O3 TECHNOLOGY SOLUTIONS, LLC, 545 8TH AVENUE, 22ND FLOOR, NEW YORK, NY (https://www.google.com/maps/place/545%208TH%20AVENUE,%2022ND%20FLOOR,NEW%20YORK,NY)	Graph	3	\$130,716.33	\$124,200.00	\$124,200.00	\$143,740.00
BRUTEFORCE SOLUTIONS INC., 545 8TH AVENUE, SUITE 540, NEW YORK, NY (https://www.google.com/maps/place/545%208TH%20AVENUE,%20SUITE%20540,NEW%20YORK,NY)	Graph	5	\$58,377.80	\$55,910.00	\$55,910.00	\$66,813.00
FINSOFT CONSULTANTS, INC., 545 8TH AVENUE, NEW YORK, NY (https://www.google.com/maps/place/545%208TH%20AVENUE,NEW%20YORK,NY)	Graph	6	\$87,396.00	\$87,000.00	\$85,000.00	\$90,376.00
FINSOFT CONSULTANTS INC., 545 8TH AVENUE SUITE 10SW, NEW YORK, NY (https://www.google.com/maps/place/545%208TH%20AVENUE%20SUITE%2010SW,NEW%20YORK,NY)	Graph	12	\$84,333.33	\$85,000.00	\$75,000.00	\$87,000.00
Totals	Graph	32	\$83,715.84	\$85,000.00	\$52,749.00	\$143,740.00

Employer Name/Worksite Address	Graph	Count	Mean Wage	Median Wage	Lowest Wage	Highest Wage
BRUTEFORCE SOLUTIONS INC, 545 8TH AVE, SUITE # 540, NEW YORK, NY (https://www.google.com/maps/place/545%20%208TH%20AVE,%20SUITE%20%20540,NEW%20YORK,NY)	Graph	1	\$58,198.00	\$58,198.00	\$58,198.00	\$58,198.00
CRISP MEDIA INC, 545 EIGHT AVENUE, 20TH FLOOR, NEW YORK, NY (https://www.google.com/maps/place/545%20EIGHT%20AVENUE,%2020TH%20FLOOR,NEW%20YORK,NY)	Graph	2	\$100,890.50	\$71,781.00	\$71,781.00	\$130,000.00
O3 TECHNOLOGY SOLUTIONS, LLC, 545 8TH AVE, 22ND FLOOR, NEW YORK, NY (https://www.google.com/maps/place/545%208TH%20AVE,%2022ND%20FLOOR,NEW%20YORK,NY)	Graph	3	\$130,716.33	\$124,200.00	\$124,200.00	\$143,740.00
BRUTEFORCE SOLUTIONS INC., 545 8TH AVENUE, SUITE 540, NEW YORK, NY (https://www.google.com/maps/place/545%208TH%20AVENUE,%20SUITE%20540,NEW%20YORK,NY)	Graph	5	\$58,377.80	\$55,910.00	\$55,910.00	\$66,813.00
FINSOFT CONSULTANTS INC., 545 8TH AVENUE, SUITE # 10SW, NEW YORK, NY (https://www.google.com/maps/place/545%208TH%20AVENUE,%20SUITE%20%2010SW,NEW%20YORK,NY)	Graph	10	\$85,000.00	\$85,000.00	\$85,000.00	\$85,000.00
CRITICALRIVER, INC., 545 8TH AVENUE, NEW YORK, NY (https://www.google.com/maps/place/545%208TH%20AVENUE,NEW%20YORK,NY)	Graph	18	\$66,212.28	\$64,813.00	\$64,813.00	\$90,000.00
Totals	Graph	39	\$76,559.95	\$64,813.00	\$55,910.00	\$143,740.00

Latitude: 40.754245 Longitude: -73.984928

Employer Name/Employer Address	Graph	Count	Mean Wage	Median Wage	Lowest Wage
QUARTET HEALTH, INC., 114 WEST 41ST STREET, NEW YORK, NY (https://www.google.com/maps/place/114%20WEST%2041ST%20STREET,NEW%20YORK,NY)	Graph	1	\$90,000.00	\$90,000.00	\$90,000.00
VIEW THE SPACE INC., 114 WEST 41ST STREET, 11TH FLOOR, NEW YORK, NY (https://www.google.com/maps/place/114%20WEST%2041ST%20STREET,%2011TH%20FLOOR,NEW%20YORK,NY)	Graph	1	\$105,000.00	\$105,000.00	\$105,000.00
VIEW THE SPACE INC., 114 WEST 41ST STREET, NEW YORK, NY (https://www.google.com/maps/place/114%20WEST%2041ST%20STREET,NEW%20YORK,NY)	Graph	1	\$120,000.00	\$120,000.00	\$120,000.00
VIEW THE SPACE INC., 114 W 41ST, NEW YORK, NY (https://www.google.com/maps/place/114%20W%2041ST,NEW%20YORK,NY)	Graph	5	\$107,316.00	\$100,000.00	\$86,580.00
Totals	Graph	8	\$106,447.50	\$100,000.00	\$86,580.00

Employer Name/Worksite Address	Graph	Count	Mean Wage	Median Wage	Lowest Wage	Highest Wage
QUARTET HEALTH, INC., 114 WEST 41ST STREET, NEW YORK, NY (https://www.google.com/maps/place/114%20WEST%2041ST%20STREET,NEW%20YORK,NY)	Graph	3	\$105,000.00	\$105,000.00	\$90,000.00	\$120,000.00
VIEW THE SPACE INC., 114 W 41ST, NEW YORK, NY (https://www.google.com/maps/place/114%20W%2041ST,NEW%20YORK,NY)	Graph	4	\$96,645.00	\$100,000.00	\$86,580.00	\$100,000.00
Totals	Graph	7	\$100,225.71	\$100,000.00	\$86,580.00	\$120,000.00

Latitude: 40.754249 Longitude: -73.988787

Employer Name/Employer Address	Graph	Count	Mean Wage	Median Wage	Lowest Wage	Highest Wage
BRITANNICA HOME FASHIONS, INC., 214 WEST 39TH STREET, NY, NY (https://www.google.com/maps/place/214%20WEST%2039TH%20STREET,NY,NY)	Graph	1	\$50,000.00	\$50,000.00	\$50,000.00	\$50,000.00
G-CNY GROUP LLC, 214 W 39TH STREET, NEW YORK, NY (https://www.google.com/maps/place/214%20W%2039TH%20STREET,NEW%20YORK,NY)	Graph	1	\$70,000.00	\$70,000.00	\$70,000.00	\$70,000.00
GCAM LLC, 214 WEST 39TH STREET, NEW YORK, NY (https://www.google.com/maps/place/214%20WEST%2039TH%20STREET,NEW%20YORK,NY)	Graph	1	\$100,000.00	\$100,000.00	\$100,000.00	\$100,000.00
GIOVANNA APPAREL CORP., 214 W 39 ST, NEW YORK, NY (https://www.google.com/maps/place/214%20W%2039%20ST,NEW%20YORK,NY)	Graph	1	\$58,240.00	\$58,240.00	\$58,240.00	\$58,240.00
MA LUXURY DESIGN GROUP INC., 214 W. 39TH STREET, NEW YORK, NY (https://www.google.com/maps/place/214%20W.%2039TH%20STREET,NEW%20YORK,NY)	Graph	1	\$41,810.00	\$41,810.00	\$41,810.00	\$41,810.00
WTL AMERICA INC, 703A, NEW YORK, NY (https://www.google.com/maps/place/703A,NEW%20YORK,NY)	Graph	1	\$56,160.00	\$56,160.00	\$56,160.00	\$56,160.00
BILCO INDUSTRIES INC, 214 WEST 39TH STREET SUITE 301, NEW YORK, NY (https://www.google.com/maps/place/214%20WEST%2039TH%20STREET%20SUITE%20301,NEW%20YORK,NY)	Graph	2	\$48,796.80	\$48,796.80	\$48,796.80	\$48,796.80
BRITANNICA HOME FASHIONS, INC., 214 W 39TH STREET SUITE 1203, NEW YORK, NY (https://www.google.com/maps/place/214%20W%2039TH%20STREET%20SUITE%201203,NEW%20YORK,NY)	Graph	2	\$52,000.00	\$52,000.00	\$52,000.00	\$52,000.00
G-CNY GROUP LLC, 214 WEST 39TH STREET, NEW YORK, NY (https://www.google.com/maps/place/214%20WEST%2039TH%20STREET,NEW%20YORK,NY)	Graph	2	\$81,233.60	\$72,467.20	\$72,467.20	\$81,233.60
Totals	Graph	12	\$61,689.23	\$52,000.00	\$41,810.00	\$100,000.00

Employer Name/Worksite Address	Graph	Count	Mean Wage	Median Wage	Lowest Wage	Highest Wage
BRITANNICA HOME FASHIONS, INC., 214 WEST 39TH STREET, NYC, NY (https://www.google.com/maps/place/214%20WEST%2039TH%20STREET,NYC,NY)	Graph	1	\$50,000.00	\$50,000.00	\$50,000.00	\$50,000.00
FAME FASHION HOUSE, LLC, 214 W. 39TH ST., ROOM 403, NEW YORK, NY (https://www.google.com/maps/place/214%20W.%2039TH%20ST.,%20ROOM%20403,NEW%20YORK,NY)	Graph	1	\$52,749.00	\$52,749.00	\$52,749.00	\$52,749.00
G-CNY GROUP LLC, 214 W 39TH STREET, NEW YORK, NY (https://www.google.com/maps/place/214%20W%2039TH%20STREET,NEW%20YORK,NY)	Graph	1	\$70,000.00	\$70,000.00	\$70,000.00	\$70,000.00
GIOVANNA APPAREL CORP., 214 W 39 ST, NEW YORK, NY (https://www.google.com/maps/place/214%20W%2039%20ST,NEW%20YORK,NY)	Graph	1	\$58,240.00	\$58,240.00	\$58,240.00	\$58,240.00
MA LUXURY DESIGN GROUP INC., 214 W. 39TH STREET, NEW YORK, NY (https://www.google.com/maps/place/214%20W.%2039TH%20STREET,NEW%20YORK,NY)	Graph	1	\$41,810.00	\$41,810.00	\$41,810.00	\$41,810.00
BILCO INDUSTRIES INC, 214 WEST 39TH STREET SUITE 301, NEW YORK, NY (https://www.google.com/maps/place/214%20WEST%2039TH%20STREET%20SUITE%20301,NEW%20YORK,NY)	Graph	2	\$48,796.80	\$48,796.80	\$48,796.80	\$48,796.80

Employer Name/Worksite Address	Graph	Count	Mean Wage	Median Wage	Lowest Wage	Highest Wage
BRITANNICA HOME FASHIONS, INC., 214 W 39TH STREET SUITE 1203, NEW YORK, NY (https://www.google.com/maps/place/214%20W%2039TH%20STREET%20SUITE%201203,NEW%20YORK,NY)	Graph	2	\$52,000.00	\$52,000.00	\$52,000.00	\$52,000.00
G-CNY GROUP LLC, 214 WEST 39TH STREET, NEW YORK, NY (https://www.google.com/maps/place/214%20WEST%2039TH%20STREET,NEW%20YORK,NY)	Graph	4	\$77,285.55	\$72,467.20	\$46,675.00	\$100,000.00
Totals	Graph	13	\$60,271.91	\$52,000.00	\$41,810.00	\$100,000.00

Latitude: 40.754252 Longitude: -73.971828

Employer Name/Employer Address	Graph	Count	Mean Wage	Median Wage	Lowest Wage	Highest Wage
LEGEND ADVANCE FUNDING II, LLC, 767 THIRD AVE, NEW YORK, NY (https://www.google.com/maps/place/767%20THIRD%20AVE,NEW%20YORK,NY)	Graph	1	\$62,316.80	\$62,316.80	\$62,316.80	\$62,316.80
PROJECT TRI-FORCE LLC, 767 3RD AVENUE, 35TH FLOOR, NEW YORK, NY (https://www.google.com/maps/place/767%203RD%20AVENUE,%2035TH%20FLOOR,NEW%20YORK,NY)	Graph	1	\$200,000.00	\$200,000.00	\$200,000.00	\$200,000.00
THE GLENROCK GROUP, LLC, 767 3RD AVENUE, NEW YORK, NY (https://www.google.com/maps/place/767%203RD%20AVENUE,NEW%20YORK,NY)	Graph	2	\$57,012.80	\$56,804.80	\$56,804.80	\$57,220.80
COEX PARTNERS INC, 767 THIRD AVENUE, NEW YORK, NY (https://www.google.com/maps/place/767%20THIRD%20AVENUE,NEW%20YORK,NY)	Graph	3	\$100,000.00	\$100,000.00	\$100,000.00	\$100,000.00
Totals	Graph	7	\$96,620.34	\$100,000.00	\$56,804.80	\$200,000.00

Employer Name/Worksite Address	Graph	Count	Mean Wage	Median Wage	Lowest Wage	Highest Wage
PROJECT TRI-FORCE LLC, 767 3RD AVENUE, 35TH FLOOR, NEW YORK, NY (https://www.google.com/maps/place/767%203RD%20AVENUE,%2035TH%20FLOOR,NEW%20YORK,NY)	Graph	1	\$200,000.00	\$200,000.00	\$200,000.00	\$200,000.00
THE GLENROCK GROUP, LLC, 767 3RD AVENUE, NEW YORK, NY (https://www.google.com/maps/place/767%203RD%20AVENUE,NEW%20YORK,NY)	Graph	2	\$57,012.80	\$56,804.80	\$56,804.80	\$57,220.80
COEX PARTNERS INC, 767 THIRD AVENUE, NEW YORK, NY (https://www.google.com/maps/place/767%20THIRD%20AVENUE,NEW%20YORK,NY)	Graph	3	\$100,000.00	\$100,000.00	\$100,000.00	\$100,000.00
Totals	Graph	6	\$102,337.60	\$100,000.00	\$56,804.80	\$200,000.00

Latitude: 40.754258 Longitude: -73.990388

Employer Name/Employer Address	Graph	Count	Mean Wage	Median Wage	Lowest Wage	Highest Wage
DOTALIGN, INC., 257 W 38TH STREET, NEW YORK, NY (https://www.google.com/maps/place/257%20W%2038TH%20STREET,NEW%20YORK,NY)	Graph	1	\$90,376.00	\$90,376.00	\$90,376.00	\$90,376.00
Totals	Graph	1	\$90,376.00	\$90,376.00	\$90,376.00	\$90,376.00

Employer Name/Worksite Address	Graph	Count	Mean Wage	Median Wage	Lowest Wage	Highest Wage
DOTALIGN, INC., 257 W 38TH STREET, NEW YORK, NY (https://www.google.com/maps/place/257%20W%2038TH%20STREET,NEW%20YORK,NY)	Graph	1	\$90,376.00	\$90,376.00	\$90,376.00	\$90,376.00
Totals	Graph	1	\$90,376.00	\$90,376.00	\$90,376.00	\$90,376.00

Latitude: 40.754275 Longitude: -73.992685

Employer Name/Employer Address	Graph	Count	Mean Wage	Median Wage	Lowest Wage	Highest Wage
SNAP INTERACTIVE INC., 320 W., 37TH STREET, NEW YORK, NY (https://www.google.com/maps/place/320%20W.,%2037TH%20STREET,NEW%20YORK,NY)	Graph	2	\$132,000.00	\$132,000.00	\$132,000.00	\$132,000.00
SNAP INTERACTIVE, INC, 320 W. 37TH STREET, NEW YORK, NY (https://www.google.com/maps/place/320%20W.%2037TH%20STREET,NEW%20YORK,NY)	Graph	2	\$55,382.50	\$55,000.00	\$55,000.00	\$55,765.00
TRENDLY, INC., 320 W 37TH STREET, NEW YORK CITY, NY (https://www.google.com/maps/place/320%20W%2037TH%20STREET,NEW%20YORK%20CITY,NY)	Graph	6	\$44,591.83	\$39,333.00	\$39,333.00	\$56,202.00

Employer Name/Employer Address	Graph	Count	Mean Wage	Median Wage	Lowest Wage	Highest Wage
Totals	Graph	10	\$64,231.60	\$46,675.00	\$39,333.00	\$132,000.00

Employer Name/Worksite Address	Graph	Count	Mean Wage	Median Wage	Lowest Wage	Highest Wage
SNAP INTERACTIVE, INC., 320 W. 37TH STREET, NEW YORK, NY (https://www.google.com/maps/place/320%20W.%2037TH%20STREET,NEW%20YORK,NY)	Graph	2	\$55,382.50	\$55,000.00	\$55,000.00	\$55,765.00
TRENDLY, INC., 320 W 37TH STREET, NEW YORK CITY, NY (https://www.google.com/maps/place/320%20W%2037TH%20STREET,NEW%20YORK%20CITY,NY)	Graph	6	\$44,591.83	\$39,333.00	\$39,333.00	\$56,202.00
Totals	Graph	8	\$47,289.50	\$46,675.00	\$39,333.00	\$56,202.00

Latitude: 40.754288 Longitude: -73.98038

Employer Name/Employer Address	Graph	Count	Mean Wage	Median Wage	Lowest Wage	Highest Wage
QUANTITATIVE BROKERS, LLC, 489 5TH AVENUE, 23RD FLOOR, NEW YORK, NY (https://www.google.com/maps/place/489%205TH%20AVENUE,%2023RD%20FLOOR,NEW%20YORK,NY)	Graph	1	\$67,000.00	\$67,000.00	\$67,000.00	\$67,000.00
Totals	Graph	1	\$67,000.00	\$67,000.00	\$67,000.00	\$67,000.00

Employer Name/Worksite Address	Graph	Count	Mean Wage	Median Wage	Lowest Wage	Highest Wage
QUANTITATIVE BROKERS, LLC, 489 5TH AVE., 23RD FLOOR, NEW YORK, NY (https://www.google.com/maps/place/489%205TH%20AVE.,%2023RD%20FLOOR,NEW%20YORK,NY)	Graph	1	\$67,000.00	\$67,000.00	\$67,000.00	\$67,000.00
Totals	Graph	1	\$67,000.00	\$67,000.00	\$67,000.00	\$67,000.00

Latitude: 40.754298 Longitude: -73.980905

Employer Name/Employer Address	Graph	Count	Mean Wage	Median Wage	Lowest Wage	Highest Wage
LET'S BREAKTHROUGH, INC., 4 WEST 43RD STREET, NEW YORK, NY (https://www.google.com/maps/place/4%20WEST%2043RD%20STREET,NEW%20YORK,NY)	Graph	1	\$50,000.00	\$50,000.00	\$50,000.00	\$50,000.00
PALMS FOR LIFE FUND, INC., 4 W 43RD STREET, NEW YORK, NY (https://www.google.com/maps/place/4%20W%2043RD%20STREET,NEW%20YORK,NY)	Graph	1	\$40,000.00	\$40,000.00	\$40,000.00	\$40,000.00
Totals	Graph	2	\$45,000.00	\$40,000.00	\$40,000.00	\$50,000.00

Employer Name/Worksite Address	Graph	Count	Mean Wage	Median Wage	Lowest Wage	Highest Wage
LET'S BREAKTHROUGH, INC., 4 WEST 43RD STREET, NEW YORK, NY (https://www.google.com/maps/place/4%20WEST%2043RD%20STREET,NEW%20YORK,NY)	Graph	1	\$50,000.00	\$50,000.00	\$50,000.00	\$50,000.00
Totals	Graph	1	\$50,000.00	\$50,000.00	\$50,000.00	\$50,000.00

Latitude: 40.754306 Longitude: -73.990845

Employer Name/Employer Address	Graph	Count	Mean Wage	Median Wage	Lowest Wage	Highest Wage
FASHION HOLIC INC., 270 WEST 38TH STREET, NEW YORK, NY (https://www.google.com/maps/place/270%20WEST%2038TH%20STREET,NEW%20YORK,NY)	Graph	1	\$42,952.00	\$42,952.00	\$42,952.00	\$42,952.00
AXON US CORP, 270 WEST 38TH ST STE 2002, NEW YORK, NY (https://www.google.com/maps/place/270%20WEST%2038TH%20ST%20STE%202002,NEW%20YORK,NY)	Graph	2	\$55,764.80	\$55,764.80	\$55,764.80	\$55,764.80
Totals	Graph	3	\$51,493.87	\$55,764.80	\$42,952.00	\$55,764.80

Employer Name/Worksite Address	Graph	Count	Mean Wage	Median Wage	Lowest Wage	Highest Wage
--------------------------------	-------	-------	-----------	-------------	-------------	--------------

Employer Name/Worksite Address	Graph	Count	Mean Wage	Median Wage	Lowest Wage	Highest Wage
FASHION HOLIC INC., 270 WEST 38TH STREET, NEW YORK, NY (https://www.google.com/maps/place/270%20WEST%2038TH%20STREET,NEW%20YORK,NY)	Graph	1	\$42,952.00	\$42,952.00	\$42,952.00	\$42,952.00
AXON US CORP, 270 WEST 38TH ST STE 2002, NEW YORK, NY (https://www.google.com/maps/place/270%20WEST%2038TH%20ST%20STE%202002,NEW%20YORK,NY)	Graph	2	\$55,764.80	\$55,764.80	\$55,764.80	\$55,764.80
Totals	Graph	3	\$51,493.87	\$55,764.80	\$42,952.00	\$55,764.80

Latitude: 40.754316 Longitude: -73.833068

Employer Name/Employer Address	Graph	Count	Mean Wage	Median Wage	Lowest Wage	Highest Wage
MENUSIFU INC., 42-34 COLLEGE POINT BLVD., FLUSHING, NY (https://www.google.com/maps/place/42-34%20COLLEGE%20POINT%20BLVD.,FLUSHING,NY)	Graph	1	\$75,000.00	\$75,000.00	\$75,000.00	\$75,000.00
MENUSIFU, INC., 42-34 COLLEGE POINT BOULEVARD, FLUSHING, NY (https://www.google.com/maps/place/42-34%20COLLEGE%20POINT%20BOULEVARD,FLUSHING,NY)	Graph	12	\$54,611.50	\$55,910.00	\$46,821.00	\$61,068.80
Totals	Graph	13	\$56,179.85	\$55,910.00	\$46,821.00	\$75,000.00

Employer Name/Worksite Address	Graph	Count	Mean Wage	Median Wage	Lowest Wage	Highest Wage
ARGUS MERCHANT SERVICES LLC, 42-34 COLLEGE POINT BLVD., FLUSHING, NY (https://www.google.com/maps/place/42-34%20COLLEGE%20POINT%20BLVD.,FLUSHING,NY)	Graph	2	\$61,152.00	\$55,744.00	\$55,744.00	\$66,560.00
Totals	Graph	2	\$61,152.00	\$55,744.00	\$55,744.00	\$66,560.00

Latitude: 40.754331 Longitude: -73.990562

Employer Name/Employer Address	Graph	Count	Mean Wage	Median Wage	Lowest Wage	Highest Wage
SUSANA MONACO, INC., 263 WEST 38TH STREET, NEW YORK, NY (https://www.google.com/maps/place/263%20WEST%2038TH%20STREET,NEW%20YORK,NY)	Graph	1	\$47,985.60	\$47,985.60	\$47,985.60	\$47,985.60
AIR AROMA USA DIST. LLC, 263 WEST 38TH STREET, NEW YORK, NY (https://www.google.com/maps/place/263%20WEST%2038TH%20STREET,NEW%20YORK,NY)	Graph	2	\$123,625.00	\$117,250.00	\$117,250.00	\$130,000.00
WAYUP, INC., 263 WEST 38TH STREET, NEW YORK, NY (https://www.google.com/maps/place/263%20WEST%2038TH%20STREET,NEW%20YORK,NY)	Graph	2	\$88,202.50	\$65,000.00	\$65,000.00	\$111,405.00
Totals	Graph	5	\$94,328.12	\$111,405.00	\$47,985.60	\$130,000.00

Employer Name/Worksite Address	Graph	Count	Mean Wage	Median Wage	Lowest Wage	Highest Wage
WAYUP, INC., 263 W 38TH STREET, NEW YORK, NY (https://www.google.com/maps/place/263%20W%2038TH%20STREET,NEW%20YORK,NY)	Graph	2	\$88,202.50	\$65,000.00	\$65,000.00	\$111,405.00
AIR AROMA USA DIST. LLC, 263 WEST 38TH STREET, NEW YORK, NY (https://www.google.com/maps/place/263%20WEST%2038TH%20STREET,NEW%20YORK,NY)	Graph	3	\$98,411.87	\$117,250.00	\$47,985.60	\$130,000.00
Totals	Graph	5	\$94,328.12	\$111,405.00	\$47,985.60	\$130,000.00

Latitude: 40.754371 Longitude: -73.988736

Employer Name/Employer Address	Graph	Count	Mean Wage	Median Wage	Lowest Wage	Highest Wage
CALVIN KLEIN INC., 205 WEST 39TH STREET, NEW YORK, NY (https://www.google.com/maps/place/205%20WEST%2039TH%20STREET,NEW%20YORK,NY)	Graph	2	\$122,500.00	\$85,000.00	\$85,000.00	\$160,000.00
CALVIN KLEIN, INC., 205 WEST 39TH STREET, NEW YORK, NY (https://www.google.com/maps/place/205%20WEST%2039TH%20STREET,NEW%20YORK,NY)	Graph	10	\$117,421.00	\$115,000.00	\$52,000.00	\$250,000.00
Totals	Graph	12	\$118,267.50	\$115,000.00	\$52,000.00	\$250,000.00

Employer Name/Worksite Address	Graph	Count	Mean Wage	Median Wage	Lowest Wage	Highest Wage
CALVIN KLEIN, INC., 205 WEST 39TH STREET, NEW YORK, NY (https://www.google.com/maps/place/205%20WEST%2039TH%20STREET,NEW%20YORK,NY)	Graph	11	\$122,862.45	\$120,000.00	\$57,000.00	\$250,000.00
Totals	Graph	11	\$122,862.45	\$120,000.00	\$57,000.00	\$250,000.00

Latitude: 40.754372 Longitude: -73.560787

Employer Name/Worksite Address	Graph	Count	Mean Wage	Median Wage	Lowest Wage	Highest Wage
CARLOHA, INC., 1035 OLD COUNTRY RD., WESTBURY, NY (https://www.google.com/maps/place/1035%20OLD%20COUNTRY%20RD.,WESTBURY,NY)	Graph	5	\$50,689.60	\$52,998.40	\$29,411.20	\$61,900.80
Totals	Graph	5	\$50,689.60	\$52,998.40	\$29,411.20	\$61,900.80

Employer Name/Worksite Address	Graph	Count	Mean Wage	Median Wage	Lowest Wage	Highest Wage
CARLOHA, INC., 1035 OLD COUNTRY RD., WESTBURY, NY (https://www.google.com/maps/place/1035%20OLD%20COUNTRY%20RD.,WESTBURY,NY)	Graph	5	\$50,689.60	\$52,998.40	\$29,411.20	\$61,900.80
Totals	Graph	5	\$50,689.60	\$52,998.40	\$29,411.20	\$61,900.80

Latitude: 40.754385 Longitude: -73.980145

Employer Name/Worksite Address	Graph	Count	Mean Wage	Median Wage	Lowest Wage	Highest Wage
KIRAN JEWELS INC., 521 5TH AVENUE, NEW YORK, NY (https://www.google.com/maps/place/521%205TH%20AVENUE,NEW%20YORK,NY)	Graph	1	\$64,000.00	\$64,000.00	\$64,000.00	\$64,000.00
KIRAN JEWELS INC., 521 FIFTH AVENUE, NEW YORK, NY (https://www.google.com/maps/place/521%20FIFTH%20AVENUE,NEW%20YORK,NY)	Graph	1	\$56,160.00	\$56,160.00	\$56,160.00	\$56,160.00
Totals	Graph	2	\$60,080.00	\$56,160.00	\$56,160.00	\$64,000.00

Employer Name/Worksite Address	Graph	Count	Mean Wage	Median Wage	Lowest Wage	Highest Wage
KIRAN JEWELS INC., 521 5TH AVENUE, NEW YORK, NY (https://www.google.com/maps/place/521%205TH%20AVENUE,NEW%20YORK,NY)	Graph	1	\$64,000.00	\$64,000.00	\$64,000.00	\$64,000.00
Totals	Graph	1	\$64,000.00	\$64,000.00	\$64,000.00	\$64,000.00

Latitude: 40.75439 Longitude: -73.978203

Employer Name/Worksite Address	Graph	Count	Mean Wage	Median Wage	Lowest Wage	Highest Wage
BANK LEUMI USA, 350 MADISON AVENUE, NEW YORK, NY (https://www.google.com/maps/place/350%20MADISON%20AVENUE,NEW%20YORK,NY)	Graph	1	\$115,000.00	\$115,000.00	\$115,000.00	\$115,000.00
BANK LEUMI USA, 350 MADISON AVENUE, NEW YORK, NY (https://www.google.com/maps/place/350%20MADISON%20AVENUE,NEW%20YORK,NY)	Graph	1	\$120,723.00	\$120,723.00	\$120,723.00	\$120,723.00
BRAEMAR CAPITAL MANAGEMENT III, LP, 350 MADISON AVENUE, NEW YORK, NY (https://www.google.com/maps/place/350%20MADISON%20AVENUE,NEW%20YORK,NY)	Graph	1	\$90,000.00	\$90,000.00	\$90,000.00	\$90,000.00
HL GROUP PARTNERS, LLC, 350 MADISON AVENUE, NEW YORK, NY (https://www.google.com/maps/place/350%20MADISON%20AVENUE,NEW%20YORK,NY)	Graph	1	\$98,500.00	\$98,500.00	\$98,500.00	\$98,500.00
HL GROUP PARTNERS LLC, 350 MADISON AVENUE, NEW YORK, NY (https://www.google.com/maps/place/350%20MADISON%20AVENUE,NEW%20YORK,NY)	Graph	3	\$60,266.67	\$46,800.00	\$39,000.00	\$95,000.00
Totals	Graph	7	\$86,431.86	\$95,000.00	\$39,000.00	\$120,723.00

Employer Name/Worksite Address	Graph	Count	Mean Wage	Median Wage	Lowest Wage	Highest Wage
--------------------------------	-------	-------	-----------	-------------	-------------	--------------

Employer Name/Worksite Address	Graph	Count	Mean Wage	Median Wage	Lowest Wage	Highest Wage
BRAEMAR CAPITAL MANAGEMENT III, LP, 350 MADISON AVE., NEW YORK, NY (https://www.google.com/maps/place/350%20MADISON%20AVE.,NEW%20YORK,NY)	Graph	1	\$90,000.00	\$90,000.00	\$90,000.00	\$90,000.00
HL GROUP PARTNERS, LLC, 350 MADISON AVENUE, NEW YORK, NY (https://www.google.com/maps/place/350%20MADISON%20AVENUE,NEW%20YORK,NY)	Graph	7	\$81,513.14	\$95,000.00	\$39,000.00	\$114,026.00
Totals	Graph	8	\$82,574.00	\$90,000.00	\$39,000.00	\$114,026.00

Latitude: 40.75439 Longitude: -73.92593

Employer Name/Employer Address	Graph	Count	Mean Wage	Median Wage	Lowest Wage	Highest Wage
INTERNATIONAL TELEVISION BROADCASTING INC., 36-01 36TH AVENUE, LONG ISLAND CITY, NY (https://www.google.com/maps/place/36-01%2036TH%20AVENUE, LONG%20ISLAND%20CITY,NY)	Graph	3	\$38,369.07	\$37,752.00	\$37,752.00	\$39,603.20
Totals	Graph	3	\$38,369.07	\$37,752.00	\$37,752.00	\$39,603.20

Employer Name/Worksite Address	Graph	Count	Mean Wage	Median Wage	Lowest Wage	Highest Wage
INTERNATIONAL TELEVISION BROADCASTING INC., 36-01 36TH AVENUE, LONG ISLAND CITY, NY (https://www.google.com/maps/place/36-01%2036TH%20AVENUE, LONG%20ISLAND%20%20CITY,NY)	Graph	3	\$38,369.07	\$37,752.00	\$37,752.00	\$39,603.20
Totals	Graph	3	\$38,369.07	\$37,752.00	\$37,752.00	\$39,603.20

Latitude: 40.754391 Longitude: -73.976098

Employer Name/Employer Address	Graph	Count	Mean Wage	Median Wage	Lowest Wage	Highest Wage
BREVET HOLDINGS, LLC, 230 PARK AVANUE, NEW YORK, NY (https://www.google.com/maps/place/230%20PARK%20AVANUE,NEW%20YORK,NY)	Graph	1	\$65,000.00	\$65,000.00	\$65,000.00	\$65,000.00
OPUS RECRUITMENT SOLUTIONS (USA) INC., HELMSLEY BUILDING, NEW YORK, NY (https://www.google.com/maps/place/HELMSLEY%20BUILDING,NEW%20YORK,NY)	Graph	1	\$63,336.00	\$63,336.00	\$63,336.00	\$63,336.00
Totals	Graph	2	\$64,168.00	\$63,336.00	\$63,336.00	\$65,000.00

Employer Name/Worksite Address	Graph	Count	Mean Wage	Median Wage	
BREVET HOLDINGS, LLC, 230 PARK AVANUE, NEW YORK, NY (https://www.google.com/maps/place/230%20PARK%20AVANUE,NEW%20YORK,NY)	Graph	1	\$65,000.00	\$65,000.00	\$
BRILLIO, LLC, 230 PARK AVE 46TH STREET, NEW YORK, NY (https://www.google.com/maps/place/230%20PARK%20AVE%2046TH%20STREET,NEW%20YORK,NY)	Graph	1	\$70,000.00	\$70,000.00	\$
CLARION PARTNERS LLC, CLARION PARTNERS, NEW YORK, NY (https://www.google.com/maps/place/CLARION%20PARTNERS,NEW%20YORK,NY)	Graph	1	\$75,000.00	\$75,000.00	\$
OPUS RECRUITMENT SOLUTIONS (USA) INC., HELMSLEY BUILDING, NEW YORK, NY (https://www.google.com/maps/place/HELMSLEY%20BUILDING,NEW%20YORK,NY)	Graph	1	\$63,336.00	\$63,336.00	\$
VOYA INVESTMENT MANAGEMENT LLC, VOYA INVESTMENT MANAGEMENT, NEW YORK, NY (https://www.google.com/maps/place/VOYA%20INVESTMENT%20MANAGEMENT,NEW%20YORK,NY)	Graph	1	\$120,000.00	\$120,000.00	\$
VOYA SERVICES COMPANY, VOYA SERVICES COMPANY, NEW YORK, NY (https://www.google.com/maps/place/VOYA%20SERVICES%20COMPANY,NEW%20YORK,NY)	Graph	1	\$90,000.00	\$90,000.00	\$
NN INVESTMENT PARTNERS NORTH AMERICA, LLC, NN INVESTMENT PARTNERS NORTH AMERICA, LLC, NEW YORK, NY (https://www.google.com/maps/place/NN%20INVESTMENT%20PARTNERS%20NORTH%20AMERICA,%20LLC,NEW%20YORK,NY)	Graph	2	\$130,000.00	\$130,000.00	\$
Totals	Graph	8	\$92,917.00	\$75,000.00	\$

Latitude: 40.754391 Longitude: -73.920373

Employer Name/Employer Address	Graph	Count	Mean Wage	Median Wage	Lowest Wage	Highest Wage
--------------------------------	-------	-------	-----------	-------------	-------------	--------------

Employer Name/Employer Address	Graph	Count	Mean Wage	Median Wage	Lowest Wage	Highest Wage
XING YUN INTERNATIONAL TRADE INC, 42-11 35TH AVENUE, ASTORIA, NY (https://www.google.com/maps/place/42-11%2035TH%20AVENUE,ASTORIA,NY)	Graph	1	\$46,675.20	\$46,675.20	\$46,675.20	\$46,675.20
Totals	Graph	1	\$46,675.20	\$46,675.20	\$46,675.20	\$46,675.20

Employer Name/Worksite Address	Graph	Count	Mean Wage	Median Wage	Lowest Wage	Highest Wage
XING YUN INTERNATIONAL TRADE INC, 42-11 35TH AVENUE, ASTORIA, NY (https://www.google.com/maps/place/42-11%2035TH%20AVENUE,ASTORIA,NY)	Graph	1	\$46,675.20	\$46,675.20	\$46,675.20	\$46,675.20
Totals	Graph	1	\$46,675.20	\$46,675.20	\$46,675.20	\$46,675.20

Latitude: 40.754437 Longitude: -73.989231

Employer Name/Employer Address	Graph	Count	Mean Wage	Median Wage	Lowest Wage	Highest Wage
THE VANITY ROOM, INC., 230 WEST 39TH STREET, NEW YORK, NY (https://www.google.com/maps/place/230%20WEST%2039TH%20STREET,NEW%20YORK,NY)	Graph	1	\$56,000.00	\$56,000.00	\$56,000.00	\$56,000.00
Totals	Graph	1	\$56,000.00	\$56,000.00	\$56,000.00	\$56,000.00

Employer Name/Worksite Address	Graph	Count	Mean Wage	Median Wage	Lowest Wage	Highest Wage
PETER FERRARA, 230 W. 39TH STREET, NEW YORK, NY (https://www.google.com/maps/place/230%20W.%2039TH%20STREET,NEW%20YORK,NY)	Graph	1	\$83,200.00	\$83,200.00	\$83,200.00	\$83,200.00
THE VANITY ROOM, INC., 230 WEST 39TH STREET, NEW YORK, NY (https://www.google.com/maps/place/230%20WEST%2039TH%20STREET,NEW%20YORK,NY)	Graph	1	\$56,000.00	\$56,000.00	\$56,000.00	\$56,000.00
Totals	Graph	2	\$69,600.00	\$56,000.00	\$56,000.00	\$83,200.00

Latitude: 40.754445 Longitude: -73.986894

Employer Name/Employer Address	Graph	Count	Mean Wage	Median Wage	Lowest Wage	Highest Wage
AMERICAN EXCHANGE TIME LLC, 1441 BROADWAY, NEW YORK, NY (https://www.google.com/maps/place/1441%20BROADWAY,NEW%20YORK,NY)	Graph	1	\$48,000.00	\$48,000.00	\$48,000.00	\$48,000.00
CPX INTERACTIVE, 1441 BROADWAY, NEW YORK, NY (https://www.google.com/maps/place/1441%20BROADWAY,NEW%20YORK,NY)	Graph	1	\$55,000.00	\$55,000.00	\$55,000.00	\$55,000.00
JESE APPAREL LLC, 1431 BROADWAY, NEW YORK, NY (https://www.google.com/maps/place/1431%20BROADWAY,NEW%20YORK,NY)	Graph	1	\$55,000.00	\$55,000.00	\$55,000.00	\$55,000.00
JUVEN'S INC., 1441 BROADWAY, SUITE 1601, NEW YORK, NY (https://www.google.com/maps/place/1441%20BROADWAY,%20SUITE%201601,NEW%20YORK,NY)	Graph	1	\$53,040.00	\$53,040.00	\$53,040.00	\$53,040.00
LEAD OCEAN INC, 1441 BROADWAY, STE 5028, NEW YORK, NY (https://www.google.com/maps/place/1441%20BROADWAY,%20STE%205028,NEW%20YORK,NY)	Graph	1	\$47,590.40	\$47,590.40	\$47,590.40	\$47,590.40
ONE JEANSWEAR GROUP INC, 1441 BROADWAY, NEW YORK, NY (https://www.google.com/maps/place/1441%20BROADWAY,NEW%20YORK,NY)	Graph	1	\$98,000.00	\$98,000.00	\$98,000.00	\$98,000.00
ONE JEANSWEAR GROUP, INC., 1441 BROADWAY, NEW YORK, NY (https://www.google.com/maps/place/1441%20BROADWAY,NEW%20YORK,NY)	Graph	1	\$116,339.00	\$116,339.00	\$116,339.00	\$116,339.00
RG GLASS CREATIONS, INC., 1441 BROADWAY, NEW YORK, NY (https://www.google.com/maps/place/1441%20BROADWAY,NEW%20YORK,NY)	Graph	1	\$110,000.00	\$110,000.00	\$110,000.00	\$110,000.00
RISK CARE INC, 1431 BROADWAY 11TH FLOOR, NEW YORK, NY (https://www.google.com/maps/place/1431%20BROADWAY%2011TH%20FLOOR,NEW%20YORK,NY)	Graph	1	\$110,000.00	\$110,000.00	\$110,000.00	\$110,000.00
SENSIBLE MEDICAL INNOVATIONS INC., 1441 BROADWAY, NEW YORK, NY (https://www.google.com/maps/place/1441%20BROADWAY,NEW%20YORK,NY)	Graph	1	\$64,480.00	\$64,480.00	\$64,480.00	\$64,480.00
SWEB, INC., 1441 BROADWAY, NEW YORK, NY (https://www.google.com/maps/place/1441%20BROADWAY,NEW%20YORK,NY)	Graph	1	\$70,000.00	\$70,000.00	\$70,000.00	\$70,000.00
SWIMSUIT COMMISSIONS CORP., 1441 BROADWAY, 26TH FLOOR, NEW YORK, NY (https://www.google.com/maps/place/1441%20BROADWAY,%2026TH%20FLOOR,NEW%20YORK,NY)	Graph	1	\$100,000.00	\$100,000.00	\$100,000.00	\$100,000.00

Employer Name/Employer Address	Graph	Count	Mean Wage	Median Wage	Lowest Wage	Highest Wage
TRIPO INTERNATIONAL INC, 1441 BROADWAY, NEW YORK, NY (https://www.google.com/maps/place/1441%20BROADWAY,NEW%20YORK,NY)	Graph	1	\$65,748.80	\$65,748.80	\$65,748.80	\$65,748.80
TRIPO INTERNATIONAL INC., 1441 BROADWAY, SUITE 6042, NEW YORK, NY (https://www.google.com/maps/place/1441%20BROADWAY,%20SUITE%206042,NEW%20YORK,NY)	Graph	1	\$72,800.00	\$72,800.00	\$72,800.00	\$72,800.00
YOUNOW, INC., 1441 BROADWAY, NEW YORK, NY (https://www.google.com/maps/place/1441%20BROADWAY,NEW%20YORK,NY)	Graph	1	\$62,961.60	\$62,961.60	\$62,961.60	\$62,961.60
NESTEDIA SOLUTION GROUP INC, 1441 BROADWAY, 6TH FLOOR, NEW YORK, NY (https://www.google.com/maps/place/1441%20BROADWAY,%206TH%20FLOOR,NEW%20YORK,NY)	Graph	2	\$44,428.80	\$44,428.80	\$44,428.80	\$44,428.80
YOUNOW, INC, 1441 BROADWAY, NEW YORK, NY (https://www.google.com/maps/place/1441%20BROADWAY,NEW%20YORK,NY)	Graph	2	\$73,954.40	\$63,710.40	\$63,710.40	\$84,198.40
AETION, INC., 1441 BROADWAY, NEW YORK, NY (https://www.google.com/maps/place/1441%20BROADWAY,NEW%20YORK,NY)	Graph	3	\$105,000.00	\$105,000.00	\$105,000.00	\$105,000.00
Totals	Graph	22	\$76,396.65	\$65,748.80	\$44,428.80	\$116,339.00

Employer Name/Worksite Address	Graph	Count	Mean Wage	Median Wage	Lowest Wage	Highest Wage
JESE APPAREL LLC, 1431 BROADWAY, NEW YORK, NY (https://www.google.com/maps/place/1431%20BROADWAY,NEW%20YORK,NY)	Graph	1	\$55,000.00	\$55,000.00	\$55,000.00	\$55,000.00
JUVEN'S INC., 1441 BROADWAY, SUITE 1601, NEW YORK, NY (https://www.google.com/maps/place/1441%20BROADWAY,%20SUITE%201601,NEW%20YORK,NY)	Graph	1	\$53,040.00	\$53,040.00	\$53,040.00	\$53,040.00
LEAD OCEAN INC, 1441 BROADWAY, STE 5028, NEW YORK, NY (https://www.google.com/maps/place/1441%20BROADWAY,%20STE%205028,NEW%20YORK,NY)	Graph	1	\$47,590.40	\$47,590.40	\$47,590.40	\$47,590.40
RISK CARE INC, 1431 BROADWAY 11TH FLOOR, NEW YORK, NY (https://www.google.com/maps/place/1431%20BROADWAY%2011TH%20FLOOR,NEW%20YORK,NY)	Graph	1	\$110,000.00	\$110,000.00	\$110,000.00	\$110,000.00
SWIMSUIT COMMISSIONS CORP., 1441 BROADWAY, 26TH FLOOR, NEW YORK, NY (https://www.google.com/maps/place/1441%20BROADWAY,%2026TH%20FLOOR,NEW%20YORK,NY)	Graph	1	\$100,000.00	\$100,000.00	\$100,000.00	\$100,000.00
TORQUE TECHNOLOGIES LLC, 1441 BROADWAY, NEWYORK, NY (https://www.google.com/maps/place/1441%20BROADWAY,NEWYORK,NY)	Graph	1	\$115,000.00	\$115,000.00	\$115,000.00	\$115,000.00
TRIPO INTERNATIONAL INC., 1441 BROADWAY, SUITE 6042, NEW YORK, NY (https://www.google.com/maps/place/1441%20BROADWAY,%20SUITE%206042,NEW%20YORK,NY)	Graph	1	\$72,800.00	\$72,800.00	\$72,800.00	\$72,800.00
BEAUTY DEPOT NEW YORK INC, 1441 BROADWAY, 6TH FLOOR, NEW YORK, NY (https://www.google.com/maps/place/1441%20BROADWAY,%206TH%20FLOOR,NEW%20YORK,NY)	Graph	5	\$47,594.56	\$46,675.20	\$44,428.80	\$55,764.80
SOFTWAREONE, INC., 1441 BROADWAY, NEW YORK, NY (https://www.google.com/maps/place/1441%20BROADWAY,NEW%20YORK,NY)	Graph	19	\$78,559.74	\$70,000.00	\$48,000.00	\$116,339.00
Totals	Graph	31	\$73,678.65	\$65,000.00	\$44,428.80	\$116,339.00

Latitude: 40.754447 Longitude: -73.827832

Employer Name/Worksite Address	Graph	Count	Mean Wage	Median Wage	Lowest Wage	Highest Wage
BANK OF CHINA, 42-35 MAIN ST., FLUSHING, NY (https://www.google.com/maps/place/42-35%20MAIN%20ST.,FLUSHING,NY)	Graph	1	\$49,340.00	\$49,340.00	\$49,340.00	\$49,340.00
Totals	Graph	1	\$49,340.00	\$49,340.00	\$49,340.00	\$49,340.00

Latitude: 40.754463 Longitude: -73.994663

Employer Name/Employer Address	Graph	Count	Mean Wage	Median Wage	Lowest Wage	Highest Wage
NEW YORK EMBROIDERY STUDIO INC, 327 WEST 36TH STREET, NEW YORK, NY (https://www.google.com/maps/place/327%20WEST%2036TH%20STREET,NEW%20YORK,NY)	Graph	1	\$44,000.00	\$44,000.00	\$44,000.00	\$44,000.00
Totals	Graph	1	\$44,000.00	\$44,000.00	\$44,000.00	\$44,000.00

Employer Name/Worksite Address	Graph	Count	Mean Wage	Median Wage	Lowest Wage	Highest Wage
--------------------------------	-------	-------	-----------	-------------	-------------	--------------

Employer Name/Worksite Address	Graph	Count	Mean Wage	Median Wage	Lowest Wage	Highest Wage
NEW YORK EMBROIDERY STUDIO INC, 327 WEST 36TH STREET, NEW YORK, NY (https://www.google.com/maps/place/327%20WEST%2036TH%20STREET,NEW%20YORK,NY)	Graph	1	\$44,000.00	\$44,000.00	\$44,000.00	\$44,000.00
Totals	Graph	1	\$44,000.00	\$44,000.00	\$44,000.00	\$44,000.00

Latitude: 40.754471 Longitude: -73.993149

Employer Name/Employer Address	Graph	Count	Mean Wage	Median Wage	Lowest Wage	Highest Wage
RED BALLOON SECURITY, INC., 336 W 37TH ST., NEW YORK, NY (https://www.google.com/maps/place/336%20W%2037TH%20ST.,NEW%20YORK,NY)	Graph	1	\$118,019.00	\$118,019.00	\$118,019.00	\$118,019.00
ROBERTA ROLLER RABBIT, LLC, 336 WEST 37TH STREET, NEW YORK, NY (https://www.google.com/maps/place/336%20WEST%2037TH%20STREET,NEW%20YORK,NY)	Graph	1	\$125,000.00	\$125,000.00	\$125,000.00	\$125,000.00
SHORE GROUP ASSOCIATES LLC, 336 WEST 37TH STREET, NEW YORK, NY (https://www.google.com/maps/place/336%20WEST%2037TH%20STREET,NEW%20YORK,NY)	Graph	1	\$107,500.00	\$107,500.00	\$107,500.00	\$107,500.00
TRUSTED INSIGHT, 336 W 37TH STREET, NEW YORK, NY (https://www.google.com/maps/place/336%20W%2037TH%20STREET,NEW%20YORK,NY)	Graph	1	\$50,050.00	\$50,050.00	\$50,050.00	\$50,050.00
STREAMLINE USA, LLC, 336 WEST 37TH STREET, NEW YORK, NY (https://www.google.com/maps/place/336%20WEST%2037TH%20STREET,NEW%20YORK,NY)	Graph	2	\$67,000.00	\$67,000.00	\$67,000.00	\$67,000.00
ANDIUM, INC., 336 W 37TH ST., NEW YORK, NY (https://www.google.com/maps/place/336%20W%2037TH%20ST.,NEW%20YORK,NY)	Graph	6	\$100,000.00	\$100,000.00	\$80,000.00	\$120,000.00
Totals	Graph	12	\$94,547.42	\$100,000.00	\$50,050.00	\$125,000.00

Employer Name/Worksite Address	Graph	Count	Mean Wage	Median Wage	Lowest Wage	Highest Wage
JIVOX CORPORATION, 336 WEST 37TH STREET, NEW YORK CITY, NY (https://www.google.com/maps/place/336%20WEST%2037TH%20STREET,NEW%20YORK%20CITY,NY)	Graph	1	\$68,182.00	\$68,182.00	\$68,182.00	\$68,182.00
TRUSTED INSIGHT, 336 W 37TH STREET, NEW YORK, NY (https://www.google.com/maps/place/336%20W%2037TH%20STREET,NEW%20YORK,NY)	Graph	1	\$50,050.00	\$50,050.00	\$50,050.00	\$50,050.00
ANDIUM, INC., 336 W 37TH ST, NEW YORK, NY (https://www.google.com/maps/place/336%20W%2037TH%20ST,NEW%20YORK,NY)	Graph	3	\$106,666.67	\$100,000.00	\$100,000.00	\$120,000.00
RED BALLOON SECURITY, INC., 336 W 37TH ST., NEW YORK, NY (https://www.google.com/maps/place/336%20W%2037TH%20ST.,NEW%20YORK,NY)	Graph	3	\$106,006.33	\$110,000.00	\$90,000.00	\$118,019.00
V-SOFT CONSULTING GROUP, INC, 336 WEST 37TH STREET, NEW YORK, NY (https://www.google.com/maps/place/336%20WEST%2037TH%20STREET,NEW%20YORK,NY)	Graph	6	\$83,250.00	\$67,000.00	\$57,000.00	\$125,000.00
Totals	Graph	14	\$89,696.50	\$90,000.00	\$50,050.00	\$125,000.00

Latitude: 40.754485 Longitude: -73.989005

Employer Name/Employer Address	Graph	Count	Mean Wage	Median Wage	Lowest Wage	Highest Wage
LIGHTHOUSE FILMS LLC, 225 WEST 39TH STREET, NEW YORK, NY (https://www.google.com/maps/place/225%20WEST%2039TH%20STREET,NEW%20YORK,NY)	Graph	1	\$46,780.00	\$46,780.00	\$46,780.00	\$46,780.00
YIGAL AZROUEL INC., 225 WEST 39TH STREET, 5TH FLOOR, NEW YORK, NY (https://www.google.com/maps/place/225%20WEST%2039TH%20STREET,%205TH%20FLOOR,NEW%20YORK,NY)	Graph	1	\$65,000.00	\$65,000.00	\$65,000.00	\$65,000.00
Totals	Graph	2	\$55,890.00	\$46,780.00	\$46,780.00	\$65,000.00

Employer Name/Worksite Address	Graph	Count	Mean Wage	Median Wage	Lowest Wage	Highest Wage
LIGHTHOUSE FILMS LLC, 225 WEST 39TH STREET, NEW YORK, NY (https://www.google.com/maps/place/225%20WEST%2039TH%20STREET,NEW%20YORK,NY)	Graph	1	\$46,780.00	\$46,780.00	\$46,780.00	\$46,780.00
YIGAL AZROUEL INC., 225 WEST 39TH STREET, 7TH FLOOR, NEW YORK, NY (https://www.google.com/maps/place/225%20WEST%2039TH%20STREET,%207TH%20FLOOR,NEW%20YORK,NY)	Graph	1	\$65,000.00	\$65,000.00	\$65,000.00	\$65,000.00
Totals	Graph	2	\$55,890.00	\$46,780.00	\$46,780.00	\$65,000.00

Latitude: 40.754486 Longitude: -73.989347

Employer Name/Employer Address	Graph	Count	Mean Wage	Median Wage	Lowest Wage	Highest Wage
RAPIDSOS, INC., 234 WEST 39TH ST., NEW YORK, NY (https://www.google.com/maps/place/234%20WEST%2039TH%20ST.,NEW%20YORK,NY)	Graph	1	\$120,000.00	\$120,000.00	\$120,000.00	\$120,000.00
Totals	Graph	1	\$120,000.00	\$120,000.00	\$120,000.00	\$120,000.00

Employer Name/Worksite Address	Graph	Count	Mean Wage	Median Wage	Lowest Wage	Highest Wage
RAPIDSOS, INC., 234 WEST 39TH STREET, NEW YORK, NY (https://www.google.com/maps/place/234%20WEST%2039TH%20STREET,NEW%20YORK,NY)	Graph	1	\$120,000.00	\$120,000.00	\$120,000.00	\$120,000.00
Totals	Graph	1	\$120,000.00	\$120,000.00	\$120,000.00	\$120,000.00

Latitude: 40.754499 Longitude: -73.982256

Employer Name/Worksite Address	Graph	Count	Mean Wage	Median Wage	Lowest Wage	Highest Wage
PROTECH IT RESOURCES INC, 500,FIFTH AVENUE, NEW YORK, NY (https://www.google.com/maps/place/500,FIFTH%20AVENUE,NEW%20YORK,NY)	Graph	1	\$56,000.00	\$56,000.00	\$56,000.00	\$
WIPRO LIMITED, 1114 AVENUE OF AMERICAS, SUITE 3030, NEW YORK, NY (https://www.google.com/maps/place/1114%20AVENUE%20OF%20AMERICAS,%20SUITE%203030,NEW%20YORK,NY)	Graph	1	\$90,376.00	\$90,376.00	\$90,376.00	\$
SMART SOURCE TECHNOLOGIES, INC., HBO, NEW YORK, NY (https://www.google.com/maps/place/HBO,NEW%20YORK,NY)	Graph	4	\$93,000.00	\$93,000.00	\$93,000.00	\$
Totals	Graph	6	\$86,396.00	\$93,000.00	\$56,000.00	\$

Latitude: 40.754508 Longitude: -73.980219

Employer Name/Worksite Address	Graph	Count	Mean Wage	Median Wage	Lowest Wage	Highest Wage
BAHA INDUSTRIES CORP., 522 5TH AVE, NEW YORK, NY (https://www.google.com/maps/place/522%205TH%20AVE,NEW%20YORK,NY)	Graph	1	\$150,000.00	\$150,000.00	\$150,000.00	\$150,000.0
HEADSTRONG SERVICES LLC, 522 5TH AVENUE, NEWYORK, NY (https://www.google.com/maps/place/522%205TH%20AVENUE,NEWYORK,NY)	Graph	1	\$71,781.00	\$71,781.00	\$71,781.00	\$71,781.00
HEADSTRONG SERVICES LLC, 522 5TH AVE., NEW YORK, NY (https://www.google.com/maps/place/522%205TH%20AVE.,NEW%20YORK,NY)	Graph	4	\$98,771.75	\$100,000.00	\$78,000.00	\$110,000.0
HEADSTRONG SERVICES LLC, 522 5TH AVENUE, NEW YORK, NY (https://www.google.com/maps/place/522%205TH%20AVENUE,NEW%20YORK,NY)	Graph	5	\$99,753.40	\$93,907.00	\$75,967.00	\$132,000.0
CAPGEMINI AMERICA INC, 522 FIFTH AVENUE 7TH FLOOR, NEW YORK, NY (https://www.google.com/maps/place/522%20FIFTH%20AVENUE%207TH%20FLOOR,NEW%20YORK,NY)	Graph	6	\$82,250.00	\$64,900.00	\$60,000.00	\$137,000.0
MORGAN STANLEY INVESTMENT MANAGEMENT INC, 522 FIFTH AVENUE, NEW YORK, NY (https://www.google.com/maps/place/522%20FIFTH%20AVENUE,NEW%20YORK,NY)	Graph	30	\$110,191.13	\$100,000.00	\$71,781.00	\$200,000.0
Totals	Graph	47	\$104,571.68	\$97,900.00	\$60,000.00	\$200,000.0

Latitude: 40.754509 Longitude: -74.002932

Employer Name/Worksite Address	Graph	Count	Mean Wage	Median Wage	Lowest Wage	Highest Wage
24 EAST 12TH STREET ASSOCIATES, 363 SEVENTH AVENUE, NEW YORK, NY (https://www.google.com/maps/place/363%20SEVENTH%20AVENUE,NEW%20YORK,NY)	Graph	1	\$80,000.00	\$80,000.00	\$80,000.00	\$80,000.00
Totals	Graph	1	\$80,000.00	\$80,000.00	\$80,000.00	\$80,000.00

Latitude: 40.754522 Longitude: -73.991849

Employer Name/Employer Address	Graph	Count	Mean Wage	Median Wage	Lowest Wage	Highest Wage
--------------------------------	-------	-------	-----------	-------------	-------------	--------------

Employer Name/Employer Address	Graph	Count	Mean Wage	Median Wage	Lowest Wage	Highest Wage
CIPHERHEALTH LLC, 555 8TH AVENUE, NEW YORK, NY (https://www.google.com/maps/place/555%208TH%20AVENUE,NEW%20YORK,NY)	Graph	1	\$74,880.00	\$74,880.00	\$74,880.00	\$74,880.00
GUTENBERG COMMUNICATION, LLC, 555 8TH AVENUE, NEW YORK, NY (https://www.google.com/maps/place/555%208TH%20AVENUE,NEW%20YORK,NY)	Graph	1	\$60,000.00	\$60,000.00	\$60,000.00	\$60,000.00
JUSTIN SONG, CPA, PLLC, 555 8TH AVENUE, SUITE 1710, NEW YORK, NY (https://www.google.com/maps/place/555%208TH%20AVENUE,%20SUITE%201710,NEW%20YORK,NY)	Graph	1	\$58,240.00	\$58,240.00	\$58,240.00	\$58,240.00
Totals	Graph	3	\$64,373.33	\$60,000.00	\$58,240.00	\$74,880.00

Employer Name/Worksite Address	Graph	Count	Mean Wage	Median Wage	Lowest Wage	Highest Wage
MEGA SHIPPING & FORWARDING LTD, 555 8TH AVENUE, NEW YORK, NY (https://www.google.com/maps/place/555%208TH%20AVENUE,NEW%20YORK,NY)	Graph	4	\$60,094.40	\$52,748.80	\$52,748.80	\$74,880.00
Totals	Graph	4	\$60,094.40	\$52,748.80	\$52,748.80	\$74,880.00

Latitude: 40.754545 Longitude: -73.993323

Employer Name/Worksite Address	Graph	Count	Mean Wage	Median Wage	Lowest Wage	Highest Wage
NTENT INC., 342 WEST 37TH STREET, NEW YORK, NY (https://www.google.com/maps/place/342%20WEST%2037TH%20STREET,NEW%20YORK,NY)	Graph	2	\$112,500.00	\$65,000.00	\$65,000.00	\$160,000.00
Totals	Graph	2	\$112,500.00	\$65,000.00	\$65,000.00	\$160,000.00

Latitude: 40.75455 Longitude: -73.823704

Employer Name/Worksite Address	Graph	Count	Mean Wage	Median Wage	Lowest Wage	Highest Wage
AMERICAN MEDICAL, INC., 43-44 KISSENA BLVD, FLUSHING, NY (https://www.google.com/maps/place/43-44%20KISSENA%20BLVD,FLUSHING,NY)	Graph	10	\$65,374.40	\$65,000.00	\$65,000.00	\$65,748.80
Totals	Graph	10	\$65,374.40	\$65,000.00	\$65,000.00	\$65,748.80

Latitude: 40.754555 Longitude: -73.99534

Employer Name/Employer Address	Graph	Count	Mean Wage	Median Wage	Lowest Wage	Highest Wage
SEDUKA LLC, 462 SEVENTH AVENUE, 9FL, NEW YORK, NY (https://www.google.com/maps/place/462%20SEVENTH%20AVENUE,%209FL,NEW%20YORK,NY)	Graph	1	\$77,500.00	\$77,500.00	\$77,500.00	\$77,500.00
Totals	Graph	1	\$77,500.00	\$77,500.00	\$77,500.00	\$77,500.00

Employer Name/Worksite Address	Graph	Count	Mean Wage	Median Wage	Lowest Wage	Highest Wage
SEDUKA LLC, 462 SEVENTH AVENUE, 9FL, NEW YORK, NY (https://www.google.com/maps/place/462%20SEVENTH%20AVENUE,%209FL,NEW%20YORK,NY)	Graph	1	\$77,500.00	\$77,500.00	\$77,500.00	\$77,500.00
Totals	Graph	1	\$77,500.00	\$77,500.00	\$77,500.00	\$77,500.00

Latitude: 40.754556 Longitude: -73.993402

Employer Name/Worksite Address	Graph	Count	Mean Wage	Median Wage	Lowest Wage	Highest Wage
V-AIR WIND TECHNOLOGIES INC., 330 W 38TH ST, SUITE 1103, NEW YORK, NY (https://www.google.com/maps/place/330%20W%2038TH%20ST,%20SUITE%201103,NEW%20YORK,NY)	Graph	1	\$68,868.80	\$68,868.80	\$68,868.80	\$68,868.80
Totals	Graph	1	\$68,868.80	\$68,868.80	\$68,868.80	\$68,868.80

Latitude: 40.754557 Longitude: -73.649987

Employer Name/Employer Address	Graph	Count	Mean Wage	Median Wage	Lowest Wage	Highest Wage
INTELLIGENT DATA SYSTEMS, INC., 275 HILLSIDE AVENUE, WILLISTON PARK, NY (https://www.google.com/maps/place/275%20HILLSIDE%20AVENUE,WILLISTON%20PARK,NY)	Graph	3	\$60,000.00	\$60,000.00	\$60,000.00	\$60,000.00
Totals	Graph	3	\$60,000.00	\$60,000.00	\$60,000.00	\$60,000.00

Employer Name/Worksite Address	Graph	Count	Mean Wage	Median Wage	Lowest Wage	Highest Wage
INTELLIGENT DATA SYSTEMS, INC., 275 HILLSIDE AVENUE, WILLISTON PARK, NY (https://www.google.com/maps/place/275%20HILLSIDE%20AVENUE,WILLISTON%20PARK,NY)	Graph	3	\$60,000.00	\$60,000.00	\$60,000.00	\$60,000.00
Totals	Graph	3	\$60,000.00	\$60,000.00	\$60,000.00	\$60,000.00

Latitude: 40.754558 Longitude: -73.989179

Employer Name/Employer Address	Graph	Count	Mean Wage	Median Wage	Lowest Wage	Highest Wage
APPAREL PARTNERSHIP GROUP LLC, 231 W 39TH STREET, SUITE 601, NEW YORK, NY (https://www.google.com/maps/place/231%20W%2039TH%20STREET,%20SUITE%20601,NEW%20YORK,NY)	Graph	1	\$48,000.00	\$48,000.00	\$48,000.00	\$48,000.00
GMC MERCANTILE CORP., 231 WEST 39TH ST, NEW YORK, NY (https://www.google.com/maps/place/231%20WEST%2039TH%20ST,NEW%20YORK,NY)	Graph	1	\$53,060.80	\$53,060.80	\$53,060.80	\$53,060.80
Totals	Graph	2	\$50,530.40	\$48,000.00	\$48,000.00	\$53,060.80

Employer Name/Worksite Address	Graph	Count	Mean Wage	Median Wage	Lowest Wage	Highest Wage
APPAREL PARTNERSHIP GROUP LLC, 231 W 39TH STREET, SUITE 601, NEW YORK, NY (https://www.google.com/maps/place/231%20W%2039TH%20STREET,%20SUITE%20601,NEW%20YORK,NY)	Graph	1	\$48,000.00	\$48,000.00	\$48,000.00	\$48,000.00
GMC MERCANTILE CORP., 231 W 39TH ST, NEW YORK, NY (https://www.google.com/maps/place/231%20W%2039TH%20ST,NEW%20YORK,NY)	Graph	1	\$53,060.80	\$53,060.80	\$53,060.80	\$53,060.80
Totals	Graph	2	\$50,530.40	\$48,000.00	\$48,000.00	\$53,060.80

Latitude: 40.754564 Longitude: -73.417704

Employer Name/Employer Address	Graph	Count	Mean Wage	Median Wage	Lowest Wage	Highest Wage
ICON LABORATORY SERVICES, INC., 123 SMITH STREET, FARMINGDALE, NY (https://www.google.com/maps/place/123%20SMITH%20STREET,FARMINGDALE,NY)	Graph	1	\$105,123.00	\$105,123.00	\$105,123.00	\$105,123.00
Totals	Graph	1	\$105,123.00	\$105,123.00	\$105,123.00	\$105,123.00

Employer Name/Worksite Address	Graph	Count	Mean Wage	Median Wage	Lowest Wage	Highest Wage
INFOWAVE SYSTEMS, INC, 123 SMITH STREET, FARMINGDALE, NY (https://www.google.com/maps/place/123%20SMITH%20STREET,FARMINGDALE,NY)	Graph	3	\$93,732.67	\$96,075.00	\$80,000.00	\$105,123.00
Totals	Graph	3	\$93,732.67	\$96,075.00	\$80,000.00	\$105,123.00

Latitude: 40.754567 Longitude: -73.986717

Employer Name/Employer Address	Graph	Count	Mean Wage	Median Wage	Lowest Wage	Highest Wage
FILAMENT BIOSOLUTIONS, INC., 1440 BROADWAY, NEW YORK, NY (https://www.google.com/maps/place/1440%20BROADWAY,NEW%20YORK,NY)	Graph	1	\$65,000.00	\$65,000.00	\$65,000.00	\$65,000.00
INTERMIX LLC, 1440 BROADWAY 5TH FLOOR, NEW YORK, NY (https://www.google.com/maps/place/1440%20BROADWAY%205TH%20FLOOR,NEW%20YORK,NY)	Graph	1	\$152,006.00	\$152,006.00	\$152,006.00	\$152,006.00
MIZUHO CAPITAL MARKETS CORPORATION, 1440 BROADWAY, NEW YORK, NY (https://www.google.com/maps/place/1440%20BROADWAY,NEW%20YORK,NY)	Graph	1	\$78,000.00	\$78,000.00	\$78,000.00	\$78,000.00

Employer Name/Employer Address	Graph	Count	Mean Wage	Median Wage	Lowest Wage	Highest Wage
ESSEX BUSINESS SOLUTION INC, 1440 BROADWAY 23RD FLOOR, NEW YORK, NY (https://www.google.com/maps/place/1440%20BROADWAY%2023RD%20FLOOR,NEW%20YORK,NY)	Graph	2	\$57,345.60	\$57,345.60	\$57,345.60	\$57,345.60
THE FORD FOUNDATION, 1440 BROADWAY, NEW YORK, NY (https://www.google.com/maps/place/1440%20BROADWAY,NEW%20YORK,NY)	Graph	2	\$156,000.00	\$142,000.00	\$142,000.00	\$170,000.00
EMOS DEVELOPMENT GROUP INC, 1440 BROADWAY 23RD FLOOR, NEW YORK, NY (https://www.google.com/maps/place/1440%20BROADWAY%2023RD%20FLOOR,NEW%20YORK,NY)	Graph	3	\$66,830.40	\$72,363.20	\$55,764.80	\$72,363.20
Totals	Graph	10	\$92,218.84	\$72,363.20	\$55,764.80	\$170,000.00

Employer Name/Worksite Address	Graph	Count	Mean Wage	Median Wage	Lowest Wage	Highest Wage
ESSEX BUSINESS SOLUTION INC, 1440 BROADWAY 23RD FLOOR, NEW YORK, NY (https://www.google.com/maps/place/1440%20BROADWAY%2023RD%20FLOOR,NEW%20YORK,NY)	Graph	5	\$63,036.48	\$57,345.60	\$55,764.80	\$72,363.20
INTERMIX LLC, 1440 BROADWAY, NEW YORK, NY (https://www.google.com/maps/place/1440%20BROADWAY,NEW%20YORK,NY)	Graph	60	\$78,469.22	\$71,781.00	\$60,000.00	\$170,000.00
Totals	Graph	65	\$77,282.08	\$71,781.00	\$55,764.80	\$170,000.00

Latitude: 40.754568 Longitude: -73.82352

Employer Name/Employer Address	Graph	Count	Mean Wage	Median Wage	Lowest Wage	Highest Wage
DYNAMIC PHYSICAL THERAPY SERVICES, 43-43 KISSENA BOULEVARD, SUITE 110, FLUSHING, NY (https://www.google.com/maps/place/43-43%20KISSENA%20BOULEVARD,%20SUITE%20110,FLUSHING,NY)	Graph	5	\$59,700.16	\$67,745.60	\$47,632.00	\$67,745.60
Totals	Graph	5	\$59,700.16	\$67,745.60	\$47,632.00	\$67,745.60

Employer Name/Worksite Address	Graph	Count	Mean Wage	Median Wage	Lowest Wage	Highest Wage
DYNAMIC PHYSICAL THERAPY SERVICES, 43-43 KISSENA BOULEVARD, SUITE 110, FLUSHING, NY (https://www.google.com/maps/place/43-43%20KISSENA%20BOULEVARD,%20SUITE%20110,FLUSHING,NY)	Graph	3	\$67,745.60	\$67,745.60	\$67,745.60	\$67,745.60
Totals	Graph	3	\$67,745.60	\$67,745.60	\$67,745.60	\$67,745.60

Latitude: 40.754595 Longitude: -73.826755

Employer Name/Employer Address	Graph	Count	Mean Wage	Median Wage	Lowest Wage	Highest Wage
ANDREW S KIM, M.D., 137-10 FRANKLIN AVE, SUITE L-1, FLUSHING, NY (https://www.google.com/maps/place/137-10%20FRANKLIN%20AVE,%20SUITE%20L-1,FLUSHING,NY)	Graph	1	\$38,001.60	\$38,001.60	\$38,001.60	\$38,001.60
Totals	Graph	1	\$38,001.60	\$38,001.60	\$38,001.60	\$38,001.60

Employer Name/Worksite Address	Graph	Count	Mean Wage	Median Wage	Lowest Wage	Highest Wage
ANDREW S KIM, M.D., 137-10 FRANKLIN AVE, SUITE L-1, FLUSHING, NY (https://www.google.com/maps/place/137-10%20FRANKLIN%20AVE,%20SUITE%20L-1,FLUSHING,NY)	Graph	1	\$38,001.60	\$38,001.60	\$38,001.60	\$38,001.60
Totals	Graph	1	\$38,001.60	\$38,001.60	\$38,001.60	\$38,001.60

Latitude: 40.754616 Longitude: -73.979376

Employer Name/Employer Address	Graph	Count	Mean Wage	Median Wage	Lowest Wage	Highest Wage
EFRONT FINANCIAL SOLUTIONS INC., 11 EAST 44TH STREET, NEW YORK, NY (https://www.google.com/maps/place/11%20EAST%2044TH%20STREET,NEW%20YORK,NY)	Graph	1	\$108,150.00	\$108,150.00	\$108,150.00	\$108,150.00

Employer Name/Employer Address	Graph	Count	Mean Wage	Median Wage	Lowest Wage	Highest Wage
Totals	Graph	1	\$108,150.00	\$108,150.00	\$108,150.00	\$108,150.00

Employer Name/Worksite Address	Graph	Count	Mean Wage	Median Wage	Lowest Wage	Highest Wage
LIAZON CORPORATION, 11 EAST 44TH STREET, NEWYORK, NY (https://www.google.com/maps/place/11%20EAST%2044TH%20STREET,NEWYORK,NY)	Graph	1	\$76,294.00	\$76,294.00	\$76,294.00	\$76,294.00
FUJITSU AMERICA, INC., 11 EAST 44TH STREET, NEW YORK, NY (https://www.google.com/maps/place/11%20EAST%2044TH%20STREET,NEW%20YORK,NY)	Graph	10	\$100,953.60	\$100,154.00	\$100,154.00	\$108,150.00
Totals	Graph	11	\$98,711.82	\$100,154.00	\$76,294.00	\$108,150.00

Latitude: 40.754624 Longitude: -73.971555

Employer Name/Employer Address	Graph	Count	Mean Wage	Median Wage	Lowest Wage	Highest Wage
BENENSON STRATEGY GROUP, LLC, 777 3RD AVENUE, NEW YORK, NY (https://www.google.com/maps/place/777%203RD%20AVENUE,NEW%20YORK,NY)	Graph	1	\$50,125.00	\$50,125.00	\$50,125.00	\$50,125
DOUGLAS LANE & ASSOCIATES LLC, 777 THIRD AVENUE, 38TH FLOOR, NEW YORK, NY (https://www.google.com/maps/place/777%20THIRD%20AVENUE,%2038TH%20FLOOR,NEW%20YORK,NY)	Graph	1	\$75,000.00	\$75,000.00	\$75,000.00	\$75,000
ERGCA, LLC, 777 THIRD AVENUE, NEW YORK, NY (https://www.google.com/maps/place/777%20THIRD%20AVENUE,NEW%20YORK,NY)	Graph	1	\$50,000.00	\$50,000.00	\$50,000.00	\$50,000
NEW AVON LLC, 777 3RD AVENUE, NEW YORK, NY (https://www.google.com/maps/place/777%203RD%20AVENUE,NEW%20YORK,NY)	Graph	1	\$90,000.00	\$90,000.00	\$90,000.00	\$90,000
NEW AVON LLC, 777 THIRD AVENUE, NEW YORK, NY (https://www.google.com/maps/place/777%20THIRD%20AVENUE,NEW%20YORK,NY)	Graph	3	\$127,500.00	\$125,000.00	\$115,000.00	\$142,500
Totals	Graph	7	\$92,517.86	\$90,000.00	\$50,000.00	\$142,500

Employer Name/Worksite Address	Graph	Count	Mean Wage	Median Wage	Lowest Wage	Highest Wage
NEW AVON LLC, 777 3RD AVENUE, NEW YORK, NY (https://www.google.com/maps/place/777%203RD%20AVENUE,NEW%20YORK,NY)	Graph	2	\$70,062.50	\$50,125.00	\$50,125.00	\$90,000.00
DOUGLAS LANE & ASSOCIATES LLC, 777 THIRD AVENUE, NEW YORK, NY (https://www.google.com/maps/place/777%20THIRD%20AVENUE,NEW%20YORK,NY)	Graph	3	\$71,666.67	\$75,000.00	\$50,000.00	\$90,000.00
INFOSYS LIMITED, 777 3RD AVE, NEW YORK, NY (https://www.google.com/maps/place/777%203RD%20AVE,NEW%20YORK,NY)	Graph	5	\$109,109.80	\$104,936.00	\$74,867.00	\$142,874.00
Totals	Graph	10	\$90,067.40	\$86,653.00	\$50,000.00	\$142,874.00

Latitude: 40.754647 Longitude: -73.989816

Employer Name/Worksite Address	Graph	Count	Mean Wage	Median Wage	Lowest Wage	Highest Wage
MAINSTREAM SWIMSUITS INC., 250 W. 39TH FLOOR, NEW YORK, NY (https://www.google.com/maps/place/250%20W.%2039TH%20FLOOR,NEW%20YORK,NY)	Graph	1	\$45,000.00	\$45,000.00	\$45,000.00	\$45,000.00
Totals	Graph	1	\$45,000.00	\$45,000.00	\$45,000.00	\$45,000.00

Latitude: 40.754648 Longitude: -73.974771

Employer Name/Worksite Address	Graph	Count	Mean Wage	Median Wage	Lowest Wage	Highest Wage
ADVANTAGE TECHNICAL RESOURCING, INC., RABOBANK GROUP, NEW YORK, NY (https://www.google.com/maps/place/RABOBANK%20GROUP,NEW%20YORK,NY)	Graph	1	\$111,404.80	\$111,404.80	\$111,404.80	\$111,404.
NEW WEALTH STRATEGY AND MANAGEMENT LLC, 245 PARK AVNEUE, 39TH FLOOR, NEW YORK, NY (https://www.google.com/maps/place/245%20PARK%20AVNEUE,%2039TH%20FLOOR,NEW%20YORK,NY)	Graph	1	\$60,000.00	\$60,000.00	\$60,000.00	\$60,000.0
SOCIETE GENERALE, 245 PARK AVENUE, NEW YORK, NY (https://www.google.com/maps/place/245%20PARK%20AVENUE,NEW%20YORK,NY)	Graph	3	\$123,333.33	\$115,000.00	\$85,000.00	\$170,000.

Employer Name/Worksite Address	Graph	Count	Mean Wage	Median Wage	Lowest Wage	Highest Wage
Totals	Graph	5	\$108,280.96	\$111,404.80	\$60,000.00	\$170,000.

Latitude: 40.75465 Longitude: -73.979952

Employer Name/Employer Address	Graph	Count	Mean Wage	Median Wage	Lowest Wage	Highest Wage
ACADEMY INVESTMENT MANAGEMENT LLC, 529 FIFTH AVENUE, NEW YORK, NY (https://www.google.com/maps/place/529%20FIFTH%20AVENUE,NEW%20YORK,NY)	Graph	1	\$109,533.00	\$109,533.00	\$109,533.00	\$109,533.00
ENVISIONS LLC, 529 FIFTH AVENUE, NEW YORK, NY (https://www.google.com/maps/place/529%20FIFTH%20AVENUE,NEW%20YORK,NY)	Graph	1	\$82,139.00	\$82,139.00	\$82,139.00	\$82,139.00
JAY GEMS INC., 529 5TH AVENUE, NEW YORK, NY (https://www.google.com/maps/place/529%205TH%20AVENUE,NEW%20YORK,NY)	Graph	1	\$55,000.00	\$55,000.00	\$55,000.00	\$55,000.00
JEWELEX NEW YORK LTD, 529 FIFTH AVE, NEW YORK, NY (https://www.google.com/maps/place/529%20FIFTH%20AVE,NEW%20YORK,NY)	Graph	1	\$107,244.80	\$107,244.80	\$107,244.80	\$107,244.80
SDC DESIGNS LLC, 529 FIFTH AVENUE, NEW YORK, NY (https://www.google.com/maps/place/529%20FIFTH%20AVENUE,NEW%20YORK,NY)	Graph	1	\$75,000.00	\$75,000.00	\$75,000.00	\$75,000.00
JEWELEX NEW YORK LTD, 529 FIFTH AVENUE, NEW YORK, NY (https://www.google.com/maps/place/529%20FIFTH%20AVENUE,NEW%20YORK,NY)	Graph	2	\$83,642.40	\$72,000.00	\$72,000.00	\$95,284.80
ALPHACREST CAPITAL MANAGEMENT LLC, 529 FIFTH AVENUE, NEW YORK, NY (https://www.google.com/maps/place/529%20FIFTH%20AVENUE,NEW%20YORK,NY)	Graph	3	\$89,000.00	\$86,000.00	\$86,000.00	\$95,000.00
CITRIN COOPERMAN AND CO. LLP, 529 FIFTH AVENUE, NEW YORK, NY (https://www.google.com/maps/place/529%20FIFTH%20AVENUE,NEW%20YORK,NY)	Graph	3	\$86,333.33	\$90,000.00	\$70,000.00	\$99,000.00
INTERNATIONAL FEDERATION OF ACCOUNTANTS, 529 FIFTH AVENUE, NEW YORK, NY (https://www.google.com/maps/place/529%20FIFTH%20AVENUE,NEW%20YORK,NY)	Graph	11	\$144,181.82	\$145,000.00	\$95,000.00	\$202,500.00
Totals	Graph	24	\$112,841.73	\$99,000.00	\$55,000.00	\$202,500.00

Employer Name/Worksite Address	Graph	Count	Mean Wage	Median Wage	Lowest Wage	Highest Wage
JAY GEMS INC., 529 5TH AVENUE, NEW YORK, NY (https://www.google.com/maps/place/529%205TH%20AVENUE,NEW%20YORK,NY)	Graph	1	\$55,000.00	\$55,000.00	\$55,000.00	\$55,000.00
JEWELEX NEW YORK LTD, 529 FIFTH AVE, NEW YORK, NY (https://www.google.com/maps/place/529%20FIFTH%20AVE,NEW%20YORK,NY)	Graph	3	\$91,509.87	\$95,284.80	\$72,000.00	\$107,244.80
INTERNATIONAL FEDERATION OF ACCOUNTANTS, 529 FIFTH AVENUE, NEW YORK, NY (https://www.google.com/maps/place/529%20FIFTH%20AVENUE,NEW%20YORK,NY)	Graph	21	\$117,079.62	\$100,500.00	\$70,000.00	\$202,500.00
Totals	Graph	25	\$111,528.06	\$99,000.00	\$55,000.00	\$202,500.00

Latitude: 40.754654 Longitude: -73.508571

Employer Name/Worksite Address	Graph	Count	Mean Wage	Median Wage	Lowest Wage	Highest Wage
CRITICALRIVER, INC., 560 SOUTH BROADWAY, HICKSVILLE, NY (https://www.google.com/maps/place/560%20SOUTH%20BROADWAY,HICKSVILLE,NY)	Graph	17	\$60,000.00	\$60,000.00	\$60,000.00	\$60,000.00
Totals	Graph	17	\$60,000.00	\$60,000.00	\$60,000.00	\$60,000.00

Latitude: 40.754655 Longitude: -73.975751

Employer Name/Employer Address	Graph	Count	Mean Wage	Median Wage	Lowest Wage	Highest Wage
CLARION PARTNERS LLC, 230 PARK AVENUE, NEW YORK, NY (https://www.google.com/maps/place/230%20PARK%20AVENUE,NEW%20YORK,NY)	Graph	1	\$75,000.00	\$75,000.00	\$75,000.00	\$75,000.00
HUNT FINANCIAL SECURITIES LLC, 230 PARK AVENUE, NEW YORK, NY (https://www.google.com/maps/place/230%20PARK%20AVENUE,NEW%20YORK,NY)	Graph	1	\$100,000.00	\$100,000.00	\$100,000.00	\$100,000.00
SMI CENTRAL PARK TOWER LLC, 230 PARK AVE, SUITE 910, NEW YORK, NY (https://www.google.com/maps/place/230%20PARK%20AVE,%20SUITE%20910,NEW%20YORK,NY)	Graph	1	\$40,000.00	\$40,000.00	\$40,000.00	\$40,000.00

Employer Name/Employer Address	Graph	Count	Mean Wage	Median Wage	Lowest Wage	Highest Wage
THE ARTHUR PAGE SOCIETY, 230 PARK AVENUE, NEW YORK, NY (https://www.google.com/maps/place/230%20PARK%20AVENUE,NEW%20YORK,NY)	Graph	1	\$50,000.00	\$50,000.00	\$50,000.00	\$50,000.00
VISUAL MARKETING PARTNERS LLC, 230 PARK AVENUE, NEW YORK, NY (https://www.google.com/maps/place/230%20PARK%20AVENUE,NEW%20YORK,NY)	Graph	1	\$48,000.00	\$48,000.00	\$48,000.00	\$48,000.00
VOYA INVESTMENT MANAGEMENT LLC, 230 PARK AVENUE, NEW YORK, NY (https://www.google.com/maps/place/230%20PARK%20AVENUE,NEW%20YORK,NY)	Graph	1	\$120,000.00	\$120,000.00	\$120,000.00	\$120,000.00
VOYA SERVICES COMPANY, 230 PARK AVENUE, NEW YORK, NY (https://www.google.com/maps/place/230%20PARK%20AVENUE,NEW%20YORK,NY)	Graph	1	\$90,000.00	\$90,000.00	\$90,000.00	\$90,000.00
NN INVESTMENT PARTNERS NORTH AMERICA, LLC, 230 PARK AVENUE, NEW YORK, NY (https://www.google.com/maps/place/230%20PARK%20AVENUE,NEW%20YORK,NY)	Graph	2	\$130,000.00	\$130,000.00	\$130,000.00	\$130,000.00
SHER & ASSOCIATES LLC, 230 PARK AVENUE, NEW YORK, NY (https://www.google.com/maps/place/230%20PARK%20AVENUE,NEW%20YORK,NY)	Graph	2	\$56,160.00	\$56,160.00	\$56,160.00	\$56,160.00
Totals	Graph	11	\$81,392.73	\$75,000.00	\$40,000.00	\$130,000.00

Employer Name/Worksite Address	Graph	Count	Mean Wage	Median Wage	Lowest Wage	Highest Wage
BRILLIO, LLC, 230 PARK AVE, NEW YORK, NY (https://www.google.com/maps/place/230%20PARK%20AVE,NEW%20YORK,NY)	Graph	1	\$114,000.00	\$114,000.00	\$114,000.00	\$114,000.00
SMI CENTRAL PARK TOWER LLC, 230 PARK AVE, SUITE 910, NEW YORK, NY (https://www.google.com/maps/place/230%20PARK%20AVE,%20SUITE%20910,NEW%20YORK,NY)	Graph	2	\$43,795.20	\$40,000.00	\$40,000.00	\$47,590.40
REED BUSINESS INFORMATION, INC., 230 PARK AVENUE SOUTH, NEW YORK, NY (https://www.google.com/maps/place/230%20PARK%20AVENUE%20SOUTH,NEW%20YORK,NY)	Graph	3	\$53,000.00	\$52,000.00	\$52,000.00	\$55,000.00
ELSEVIER, INC., 230 PARK AVENUE, NEW YORK, NY (https://www.google.com/maps/place/230%20PARK%20AVENUE,NEW%20YORK,NY)	Graph	27	\$88,523.33	\$90,000.00	\$48,000.00	\$161,905.00
Totals	Graph	33	\$83,355.16	\$85,000.00	\$40,000.00	\$161,905.00

Latitude: 40.754656 Longitude: -73.989411

Employer Name/Worksite Address	Graph	Count	Mean Wage	Median Wage	Lowest Wage	Highest Wage
SCHUCO USA LLLP, 239 W 39 STREET, SUITE 1801, NEW YORK, NY (https://www.google.com/maps/place/239%20W%2039%20STREET,%20SUITE%201801,NEW%20YORK,NY)	Graph	1	\$130,000.00	\$130,000.00	\$130,000.00	\$130,000.00
Totals	Graph	1	\$130,000.00	\$130,000.00	\$130,000.00	\$130,000.00

Latitude: 40.754681 Longitude: -73.989811

Employer Name/Employer Address	Graph	Count	Mean Wage	Median Wage	Lowest Wage	Highest Wage
FUSION ACCESSORIES GROUP, 250 W 39TH ST, NEW YORK, NY (https://www.google.com/maps/place/250%20W%2039TH%20ST,NEW%20YORK,NY)	Graph	1	\$43,721.60	\$43,721.60	\$43,721.60	\$43,721.60
NEW YORK POPLIN LLC, 250 WEST 39TH STREET, NEW YORK, NY (https://www.google.com/maps/place/250%20WEST%2039TH%20STREET,NEW%20YORK,NY)	Graph	1	\$43,992.00	\$43,992.00	\$43,992.00	\$43,992.00
MILLIORE FASHION, INC., 250 W 39TH ST, NEW YORK, NY (https://www.google.com/maps/place/250%20W%2039TH%20ST,NEW%20YORK,NY)	Graph	3	\$46,176.00	\$42,889.60	\$42,889.60	\$52,748.80
STOLL AMERICA KNITTING MACHINERY, INC., 250 WEST 39TH STREET, NEW YORK, NY (https://www.google.com/maps/place/250%20WEST%2039TH%20STREET,NEW%20YORK,NY)	Graph	3	\$86,433.33	\$83,200.00	\$61,100.00	\$115,000.00
Totals	Graph	8	\$60,692.70	\$43,992.00	\$42,889.60	\$115,000.00

Employer Name/Worksite Address	Graph	Count	Mean Wage	Median Wage	Lowest Wage	Highest Wage
FUSION ACCESSORIES GROUP, 250 W 39TH STREET, NEW YORK, NY (https://www.google.com/maps/place/250%20W%2039TH%20STREET,NEW%20YORK,NY)	Graph	1	\$43,721.60	\$43,721.60	\$43,721.60	\$43,721.60
MILLIORE FASHION, INC., 250 W. 39TH ST, NEW YORK, NY (https://www.google.com/maps/place/250%20W.%2039TH%20ST,NEW%20YORK,NY)	Graph	3	\$46,176.00	\$42,889.60	\$42,889.60	\$52,748.80

Employer Name/Worksite Address	Graph	Count	Mean Wage	Median Wage	Lowest Wage	Highest Wage
STOLL AMERICA KNITTING MACHINERY, INC., 250 WEST 39TH STREET, NEW YORK, NY (https://www.google.com/maps/place/250%20WEST%2039TH%20STREET,NEW%20YORK,NY)	Graph	4	\$71,546.00	\$43,992.00	\$43,992.00	\$115,000.00
Totals	Graph	8	\$58,554.20	\$43,992.00	\$42,889.60	\$115,000.00

Latitude: 40.754691 Longitude: -73.822793

Employer Name/Employer Address	Graph	Count	Mean Wage	Median Wage	Lowest Wage	Highest Wage
WEI BO LEARNING ORGANIZATION INC, 140-22 BEECH AVE, FLUSHING, NY (https://www.google.com/maps/place/140-22%20BEECH%20AVE,FLUSHING,NY)	Graph	3	\$50,613.33	\$50,960.00	\$44,720.00	\$56,160.00
Totals	Graph	3	\$50,613.33	\$50,960.00	\$44,720.00	\$56,160.00

Employer Name/Worksite Address	Graph	Count	Mean Wage	Median Wage	Lowest Wage	Highest Wage
WEI BO LEARNING ORGANIZATION INC, 140-22 BEECH AVE, FLUSHING, NY (https://www.google.com/maps/place/140-22%20BEECH%20AVE,FLUSHING,NY)	Graph	3	\$50,613.33	\$50,960.00	\$44,720.00	\$56,160.00
Totals	Graph	3	\$50,613.33	\$50,960.00	\$44,720.00	\$56,160.00

Latitude: 40.754702 Longitude: -73.561965

Employer Name/Employer Address	Graph	Count	Mean Wage	Median Wage	Lowest Wage	Highest Wage
SKY TESTING SERVICES INC, 25 KINKEL STREET, WESTBURY, NY (https://www.google.com/maps/place/25%20KINKEL%20STREET,WESTBURY,NY)	Graph	1	\$80,000.00	\$80,000.00	\$80,000.00	\$80,000.00
Totals	Graph	1	\$80,000.00	\$80,000.00	\$80,000.00	\$80,000.00

Employer Name/Worksite Address	Graph	Count	Mean Wage	Median Wage	Lowest Wage	Highest Wage
SKY TESTING SERVICES INC, 25 KINKEL STREET, WESTBURY, NY (https://www.google.com/maps/place/25%20KINKEL%20STREET,WESTBURY,NY)	Graph	1	\$80,000.00	\$80,000.00	\$80,000.00	\$80,000.00
Totals	Graph	1	\$80,000.00	\$80,000.00	\$80,000.00	\$80,000.00

Latitude: 40.754716 Longitude: -73.832823

Employer Name/Employer Address	Graph	Count	Mean Wage	Median Wage	Lowest Wage	Highest Wage
SANFORD ADULT DAY CARE MANAGEMENT INC, 132-08 SANFORD AVENUE, FLUSHING, NY (https://www.google.com/maps/place/132-08%20SANFORD%20AVENUE,FLUSHING,NY)	Graph	3	\$55,016.67	\$52,625.00	\$46,675.00	\$65,750.00
Totals	Graph	3	\$55,016.67	\$52,625.00	\$46,675.00	\$65,750.00

Employer Name/Worksite Address	Graph	Count	Mean Wage	Median Wage	Lowest Wage	Highest Wage
SANFORD ADULT DAY CARE MANAGEMENT INC, 132-08 SANFORD AVENUE, FLUSHING, NY (https://www.google.com/maps/place/132-08%20SANFORD%20AVENUE,FLUSHING,NY)	Graph	3	\$55,016.67	\$52,625.00	\$46,675.00	\$65,750.00
Totals	Graph	3	\$55,016.67	\$52,625.00	\$46,675.00	\$65,750.00

Latitude: 40.754719 Longitude: -73.999633

Employer Name/Worksite Address	Graph	Count	Mean Wage	Median Wage	Lowest Wage	Highest Wage
IBM CORPORATION, 516 W 34TH STREET, NEW YORK, NY (https://www.google.com/maps/place/516%20W%2034TH%20STREET,NEW%20YORK,NY)	Graph	1	\$152,138.00	\$152,138.00	\$152,138.00	\$152,138.00

Employer Name/Worksite Address	Graph	Count	Mean Wage	Median Wage	Lowest Wage	Highest Wage
TECHSTAR CONSULTING INC, 516 W 34TH ST, NEW YORK, NY (https://www.google.com/maps/place/516%20W%2034TH%20ST,NEW%20YORK,NY)	Graph	1	\$70,221.00	\$70,221.00	\$70,221.00	\$70,221.00
Totals	Graph	2	\$111,179.50	\$70,221.00	\$70,221.00	\$152,138.00

Latitude: 40.754722 Longitude: -73.971646

Employer Name/Employer Address	Graph	Count	Mean Wage	Median Wage	Lowest Wage	Highest Wage
INTERVENTURE CAPITAL GROUP LLC, 780 THIRD AVENUE, NEW YORK, NY (https://www.google.com/maps/place/780%20THIRD%20AVENUE,NEW%20YORK,NY)	Graph	1	\$125,000.00	\$125,000.00	\$125,000.00	\$125,000.00
PRIMARK AMERICA CORPORATION, 780 THIRD AVENUE, SUITE 2203, NEW YORK, NY (https://www.google.com/maps/place/780%20THIRD%20AVENUE,%20SUITE%202203,NEW%20YORK,NY)	Graph	1	\$150,000.00	\$150,000.00	\$150,000.00	\$150,000.00
SPRING 11 LLC, 780 3RD AVENUE, NEW YORK, NY (https://www.google.com/maps/place/780%203RD%20AVENUE,NEW%20YORK,NY)	Graph	1	\$160,000.00	\$160,000.00	\$160,000.00	\$160,000.00
DEMATTEO MONNESS LLC, 780 3RD AVENUE, NEW YORK, NY (https://www.google.com/maps/place/780%203RD%20AVENUE,NEW%20YORK,NY)	Graph	2	\$60,000.00	\$60,000.00	\$60,000.00	\$60,000.00
TEIKOKU DATABANK AMERICA, INC., 780 THIRD AVENUE, NEW YORK, NY (https://www.google.com/maps/place/780%20THIRD%20AVENUE,NEW%20YORK,NY)	Graph	4	\$50,585.50	\$46,675.00	\$46,675.00	\$62,317.00
Totals	Graph	9	\$84,149.11	\$60,000.00	\$46,675.00	\$160,000.00

Employer Name/Worksite Address	Graph	Count	Mean Wage	Median Wage	Lowest Wage	Highest Wage
PRIMARK AMERICA CORPORATION, 780 THIRD AVENUE, SUITE 2203, NEW YORK, NY (https://www.google.com/maps/place/780%20THIRD%20AVENUE,%20SUITE%202203,NEW%20YORK,NY)	Graph	1	\$150,000.00	\$150,000.00	\$150,000.00	\$150,000.00
SPRING 11 LLC, 780 3RD AVENUE, NEW YORK, NY (https://www.google.com/maps/place/780%203RD%20AVENUE,NEW%20YORK,NY)	Graph	1	\$160,000.00	\$160,000.00	\$160,000.00	\$160,000.00
STATE STREET BANK AND TRUST COMPANY, 780 THIRD AVENUE, NEW YORK, NY (https://www.google.com/maps/place/780%20THIRD%20AVENUE,NEW%20YORK,NY)	Graph	7	\$78,041.74	\$46,675.20	\$46,675.00	\$125,000.00
Totals	Graph	9	\$95,143.58	\$110,000.00	\$46,675.00	\$160,000.00

Latitude: 40.754733 Longitude: -73.964145

Employer Name/Worksite Address	Graph	Count	Mean Wage	Median Wage	Lowest Wage	Highest Wage
VERINT SYSTEMS INC., 429 E 52ND ST, NEW YORK, NY (https://www.google.com/maps/place/429%20E%2052ND%20ST,NEW%20YORK,NY)	Graph	1	\$91,562.00	\$91,562.00	\$91,562.00	\$91,562.00
Totals	Graph	1	\$91,562.00	\$91,562.00	\$91,562.00	\$91,562.00

Latitude: 40.754756 Longitude: -73.975668

Employer Name/Employer Address	Graph	Count	Mean Wage	Median Wage	Lowest Wage	Highest Wage
COOPERATIVE RABOBANK U.A., 245 PARK AVE 37TH FLOOR, NEW YORK, NY (https://www.google.com/maps/place/245%20PARK%20AVE%2037TH%20FLOOR,NEW%20YORK,NY)	Graph	1	\$110,000.00	\$110,000.00	\$110,000.00	\$110,000.00
DYNADMIC CORP, 245 PARK AVENUE, NEW YORK, NY (https://www.google.com/maps/place/245%20PARK%20AVENUE,NEW%20YORK,NY)	Graph	1	\$48,000.00	\$48,000.00	\$48,000.00	\$48,000.00
HARVARD WEALTH STRATEGY AND MANAGEMENT LLC, 245 PARK AVENUE, NEW YORK, NY (https://www.google.com/maps/place/245%20PARK%20AVENUE,NEW%20YORK,NY)	Graph	1	\$60,000.00	\$60,000.00	\$60,000.00	\$60,000.00
HATTAN LLC, 245 PARK AVENUE 39TH FLOOR, NEW YORK, NY (https://www.google.com/maps/place/245%20PARK%20AVENUE%2039TH%20FLOOR,NEW%20YORK,NY)	Graph	1	\$70,000.00	\$70,000.00	\$70,000.00	\$70,000.00
HNA CAPITAL (U.S.) HOLDING LLC, 245 PARK AVENUE, NEW YORK, NY (https://www.google.com/maps/place/245%20PARK%20AVENUE,NEW%20YORK,NY)	Graph	1	\$170,000.00	\$170,000.00	\$170,000.00	\$170,000.00
MAJOR LEAGUE BASEBALL PROPERTIES, INC., 245 PARK AVENUE, NEW YORK, NY (https://www.google.com/maps/place/245%20PARK%20AVENUE,NEW%20YORK,NY)	Graph	1	\$52,800.00	\$52,800.00	\$52,800.00	\$52,800.00

Employer Name/Employer Address	Graph	Count	Mean Wage	Median Wage	Lowest Wage	Highes Wage
MEGAPOL MANAGEMENT LLC, 245 PARK AVE, NEW YORK, NY (https://www.google.com/maps/place/245%20PARK%20AVE,NEW%20YORK,NY)	Graph	1	\$66,560.00	\$66,560.00	\$66,560.00	\$66,560.00
NATIONAL AUSTRALIA BANK LIMITED, 245 PARK AVENUE, NEW YORK, NY (https://www.google.com/maps/place/245%20PARK%20AVENUE,NEW%20YORK,NY)	Graph	1	\$250,000.00	\$250,000.00	\$250,000.00	\$250,000.00
NEW WEALTH STRATEGY AND MANAGEMENT LLC, 245 PARK AVENUE, 39TH FLOOR, NEW YORK, NY (https://www.google.com/maps/place/245%20PARK%20AVENUE,%2039TH%20FLOOR,NEW%20YORK,NY)	Graph	1	\$60,000.00	\$60,000.00	\$60,000.00	\$60,000.00
PAULA C. BRANCATO, 245 PARK AVENUE, NEW YORK, NY (https://www.google.com/maps/place/245%20PARK%20AVENUE,NEW%20YORK,NY)	Graph	1	\$66,560.00	\$66,560.00	\$66,560.00	\$66,560.00
PIONEER EQUITY GROUP LLC, 245 PARK AVENUE, NEW YORK, NY (https://www.google.com/maps/place/245%20PARK%20AVENUE,NEW%20YORK,NY)	Graph	1	\$87,000.00	\$87,000.00	\$87,000.00	\$87,000.00
WISDOMTREE ASSET MANAGEMENT, INC., 245 PARK AVENUE, NEW YORK, NY (https://www.google.com/maps/place/245%20PARK%20AVENUE,NEW%20YORK,NY)	Graph	1	\$95,000.00	\$95,000.00	\$95,000.00	\$95,000.00
MIO PARTNERS, INC., 245 PARK AVENUE, NEW YORK, NY (https://www.google.com/maps/place/245%20PARK%20AVENUE,NEW%20YORK,NY)	Graph	3	\$155,000.00	\$150,000.00	\$140,000.00	\$175,000.00
ANGELO, GORDON & CO., L.P., 245 PARK AVENUE, NEW YORK, NY (https://www.google.com/maps/place/245%20PARK%20AVENUE,NEW%20YORK,NY)	Graph	4	\$121,250.00	\$100,000.00	\$95,000.00	\$160,000.00
COOPERATIEVE RABOBANK U.A., 245 PARK AVENUE, NEW YORK, NY (https://www.google.com/maps/place/245%20PARK%20AVENUE,NEW%20YORK,NY)	Graph	8	\$129,800.00	\$100,700.00	\$52,000.00	\$230,000.00
MIO PARTNERS INC, 245 PARK AVENUE, NEW YORK, NY (https://www.google.com/maps/place/245%20PARK%20AVENUE,NEW%20YORK,NY)	Graph	16	\$90,937.20	\$77,708.80	\$68,577.60	\$150,000.00
SOCIETE GENERALE, 245 PARK AVENUE, NEW YORK, NY (https://www.google.com/maps/place/245%20PARK%20AVENUE,NEW%20YORK,NY)	Graph	21	\$115,904.76	\$100,000.00	\$80,000.00	\$220,000.00
SG AMERICAS SECURITIES, LLC, 245 PARK AVENUE, NEW YORK, NY (https://www.google.com/maps/place/245%20PARK%20AVENUE,NEW%20YORK,NY)	Graph	44	\$123,465.91	\$120,000.00	\$75,000.00	\$280,000.00
Totals	Graph	108	\$115,239.03	\$100,700.00	\$48,000.00	\$280,000.00

Employer Name/Worksite Address	Graph	Count	Mean Wage	Median Wage	Lowest Wage	Highes Wage
COOPERATIVE RABOBANK U.A., 245 PARK AVE 37TH FLOOR, NEW YORK, NY (https://www.google.com/maps/place/245%20PARK%20AVE%2037TH%20FLOOR,NEW%20YORK,NY)	Graph	1	\$110,000.00	\$110,000.00	\$110,000.00	\$110,000.00
HATTAN LLC, 245 PARK AVENUE 39TH FLOOR, NEW YORK, NY (https://www.google.com/maps/place/245%20PARK%20AVENUE%2039TH%20FLOOR,NEW%20YORK,NY)	Graph	1	\$70,000.00	\$70,000.00	\$70,000.00	\$70,000.00
MARGIN5 SOLUTIONS INC, 245 PARK AVENUE,13TH FLOOR, NEW YORK, NY (https://www.google.com/maps/place/245%20PARK%20AVENUE,13TH%20FLOOR,NEW%20YORK,NY)	Graph	1	\$90,000.00	\$90,000.00	\$90,000.00	\$90,000.00
SOCIETE GENERALE, 245 PARK AVE., NEW YORK, NY (https://www.google.com/maps/place/245%20PARK%20AVE.,NEW%20YORK,NY)	Graph	2	\$127,500.00	\$85,000.00	\$85,000.00	\$170,000.00
NICHE SOFTWARE SOLUTIONS INC, 245 PARK AVE, NEW YORK, NY (https://www.google.com/maps/place/245%20PARK%20AVE,NEW%20YORK,NY)	Graph	8	\$78,272.50	\$66,560.00	\$52,800.00	\$150,000.00
MIO PARTNERS INC, MIO PARTNERS, INC., NEW YORK, NY (https://www.google.com/maps/place/MIO%20PARTNERS,%20INC.,NEW%20YORK,NY)	Graph	19	\$101,052.38	\$77,708.80	\$68,577.60	\$175,000.00
COOPERATIEVE RABOBANK U.A., 245 PARK AVENUE, NEW YORK, NY (https://www.google.com/maps/place/245%20PARK%20AVENUE,NEW%20YORK,NY)	Graph	123	\$111,549.85	\$100,000.00	\$48,000.00	\$280,000.00
Totals	Graph	155	\$108,334.23	\$100,000.00	\$48,000.00	\$280,000.00

Latitude: 40.754803 Longitude: -73.989759

Employer Name/Employer Address	Graph	Count	Mean Wage	Median Wage	Lowest Wage	Highest Wage
CUSHNIE ET OCHS, 251 WEST 39TH ST, NEW YORK, NY (https://www.google.com/maps/place/251%20WEST%2039TH%20ST,NEW%20YORK,NY)	Graph	2	\$98,750.00	\$97,500.00	\$97,500.00	\$100,000.00
Totals	Graph	2	\$98,750.00	\$97,500.00	\$97,500.00	\$100,000.00

Employer Name/Worksite Address	Graph	Count	Mean Wage	Median Wage	Lowest Wage	Highest Wage
--------------------------------	-------	-------	-----------	-------------	-------------	--------------

Employer Name/Worksite Address	Graph	Count	Mean Wage	Median Wage	Lowest Wage	Highest Wage
CUSHNIE ET OCHS, 251 W. 39TH STREET, NEW YORK, NY (https://www.google.com/maps/place/251%20W.%2039TH%20STREET,NEW%20YORK,NY)	Graph	1	\$100,000.00	\$100,000.00	\$100,000.00	\$100,000.00
Totals	Graph	1	\$100,000.00	\$100,000.00	\$100,000.00	\$100,000.00

Latitude: 40.754804 Longitude: -73.990101

Employer Name/Employer Address	Graph	Count	Mean Wage	Median Wage	Lowest Wage	Highest Wage
COMPULINK TECHNOLOGIES, INC., 260 WEST 39TH STREET, SUITE 302, NEW YORK, NY (https://www.google.com/maps/place/260%20WEST%2039TH%20STREET,%20SUITE%20302,NEW%20YORK,NY)	Graph	1	\$50,000.00	\$50,000.00	\$50,000.00	\$50,000.00
TOM CODY DESIGN, INC., 260 WEST 39TH STREET, 6TH FLOOR, NEW YORK, NY (https://www.google.com/maps/place/260%20WEST%2039TH%20STREET,%206TH%20FLOOR,NEW%20YORK,NY)	Graph	1	\$38,917.00	\$38,917.00	\$38,917.00	\$38,917.00
CREATIVE LOGISTIC SERVICES, LLC., 260 W 39TH STREET, NEW YORK, NY (https://www.google.com/maps/place/260%20W%2039TH%20STREET,NEW%20YORK,NY)	Graph	2	\$57,000.00	\$57,000.00	\$57,000.00	\$57,000.00
Totals	Graph	4	\$50,729.25	\$50,000.00	\$38,917.00	\$57,000.00

Employer Name/Worksite Address	Graph	Count	Mean Wage	Median Wage	Lowest Wage	Highest Wage
COMPULINK TECHNOLOGIES, INC., 260 WEST 39TH STREET, SUITE 302, NEW YORK, NY (https://www.google.com/maps/place/260%20WEST%2039TH%20STREET,%20SUITE%20302,NEW%20YORK,NY)	Graph	1	\$50,000.00	\$50,000.00	\$50,000.00	\$50,000.00
SCH&UUMLLCO USA LLLP, 260 W. 39TH STREET, #1801, NEW YORK, NY (https://www.google.com/maps/place/260%20W.%2039TH%20STREET,%20#1801,NEW%20YORK,NY)	Graph	1	\$70,221.00	\$70,221.00	\$70,221.00	\$70,221.00
TOM CODY DESIGN, INC., 260 WEST 39TH STREET, 6TH FLOOR, NEW YORK, NY (https://www.google.com/maps/place/260%20WEST%2039TH%20STREET,%206TH%20FLOOR,NEW%20YORK,NY)	Graph	1	\$38,917.00	\$38,917.00	\$38,917.00	\$38,917.00
CREATIVE LOGISTIC SERVICES, LLC., 260 W 39TH STREET, NEW YORK, NY (https://www.google.com/maps/place/260%20W%2039TH%20STREET,NEW%20YORK,NY)	Graph	2	\$57,000.00	\$57,000.00	\$57,000.00	\$57,000.00
SCH&UUMLLCO USA LLLP, 260 WEST 39TH STREET, 18TH FLOOR, NEW YORK, NY (https://www.google.com/maps/place/260%20WEST%2039TH%20STREET,%2018TH%20FLOOR,NEW%20YORK,NY)	Graph	2	\$59,633.50	\$57,096.00	\$57,096.00	\$62,000.00
Totals	Graph	7	\$56,057.86	\$57,000.00	\$38,917.00	\$70,221.00

Latitude: 40.754827 Longitude: -73.992084

Employer Name/Employer Address	Graph	Count	Mean Wage	Median Wage	Lowest Wage	Highest Wage
CL U.S. DISTRIBUTION CORPORATION, 306 WEST 38TH STREET, NEW YORK, NY (https://www.google.com/maps/place/306%20WEST%2038TH%20STREET,NEW%20YORK,NY)	Graph	2	\$45,456.96	\$45,456.96	\$45,456.96	\$45,456.96
STEPHEN YABLON ARCHITECTURE PLLC, 306 WEST 38TH STREET, NEW YORK, NY (https://www.google.com/maps/place/306%20WEST%2038TH%20STREET,NEW%20YORK,NY)	Graph	2	\$41,300.00	\$41,300.00	\$41,300.00	\$41,300.00
WORLD MARKETING, INC., 306 W. 38TH STREET, 8TH FLOOR, NEW YORK, NY (https://www.google.com/maps/place/306%20W.%2038TH%20STREET,%208TH%20FLOOR,NEW%20YORK,NY)	Graph	2	\$49,327.20	\$42,889.60	\$42,889.60	\$55,764.00
Totals	Graph	6	\$45,361.39	\$42,889.60	\$41,300.00	\$55,764.00

Employer Name/Worksite Address	Graph	Count	Mean Wage	Median Wage	Lowest Wage	Highest Wage
STEPHEN YABLON ARCHITECTURE PLLC, 306 WEST 38TH STREET, NEW YORK, NY (https://www.google.com/maps/place/306%20WEST%2038TH%20STREET,NEW%20YORK,NY)	Graph	4	\$43,378.48	\$41,300.00	\$41,300.00	\$45,456.96
Totals	Graph	4	\$43,378.48	\$41,300.00	\$41,300.00	\$45,456.96

Latitude: 40.754847 Longitude: -73.686945

Employer Name/Worksite Address	Graph	Count	Mean Wage	Median Wage	Lowest Wage	Highest Wage
BYTEWARE INC, 1981 MARCUS AVENUE, NEW HYDE PARK, NY (https://www.google.com/maps/place/1981%20MARCUS%20AVENUE,NEW%20HYDE%20PARK,NY)	Graph	1	\$75,000.00	\$75,000.00	\$75,000.00	\$75,000.00

Employer Name/Worksite Address	Graph	Count	Mean Wage	Median Wage	Lowest Wage	Highest Wage
Totals	Graph	1	\$75,000.00	\$75,000.00	\$75,000.00	\$75,000.00

Latitude: 40.754853 Longitude: -73.930976

Employer Name/Employer Address	Graph	Count	Mean Wage	Median Wage	Lowest Wage	Highest Wage
ALMA BANK, 31-10 37TH AVENUE, SUITE 400, LONG ISLAND CITY, NY (https://www.google.com/maps/place/31-10%2037TH%20AVENUE,%20SUITE%20400,LONG%20ISLAND%20CITY,NY)	Graph	2	\$60,000.00	\$60,000.00	\$60,000.00	\$60,000.00
ALMA REALTY CORP., 31-10 37TH AVE, SUITE 500, LONG ISLAND CITY, NY (https://www.google.com/maps/place/31-10%2037TH%20AVE,%20SUITE%20500,LONG%20ISLAND%20CITY,NY)	Graph	2	\$56,139.20	\$55,993.60	\$55,993.60	\$56,284.80
Totals	Graph	4	\$58,069.60	\$56,284.80	\$55,993.60	\$60,000.00

Employer Name/Worksite Address	Graph	Count	Mean Wage	Median Wage	Lowest Wage	Highest Wage
ALMA REALTY CORP., 31-10 37TH AVE, SUITE 500, LONG ISLAND CITY, NY (https://www.google.com/maps/place/31-10%2037TH%20AVE,%20SUITE%20500,LONG%20ISLAND%20CITY,NY)	Graph	2	\$56,139.20	\$55,993.60	\$55,993.60	\$56,284.80
Totals	Graph	2	\$56,139.20	\$55,993.60	\$55,993.60	\$56,284.80

Latitude: 40.754861 Longitude: -73.97786

Employer Name/Employer Address	Graph	Count	Mean Wage	Median Wage	Lowest Wage	Highest Wage
BERDON LLP, 360 MADISON AVENUE, 7TH FLOOR, NEW YORK, NY (https://www.google.com/maps/place/360%20MADISON%20AVENUE,%207TH%20FLOOR,NEW%20YORK,NY)	Graph	1	\$75,000.00	\$75,000.00	\$75,000.00	\$75,000.00
INTERNATIONAL SWAPS & DERIVATIVES ASSOCIATION, INC., 360 MADISON AVENUE, NEW YORK, NY (https://www.google.com/maps/place/360%20MADISON%20AVENUE,NEW%20YORK,NY)	Graph	1	\$88,696.00	\$88,696.00	\$88,696.00	\$88,696.00
LAURION CAPITAL MANAGEMENT LP, 360 MADISON AVE, NEW YORK, NY (https://www.google.com/maps/place/360%20MADISON%20AVE,NEW%20YORK,NY)	Graph	3	\$100,000.00	\$100,000.00	\$100,000.00	\$100,000.00
PULSEPOINT, INC., 360 MADISON AVE, 14TH FLOOR, NEW YORK, NY (https://www.google.com/maps/place/360%20MADISON%20AVE,%2014TH%20FLOOR,NEW%20YORK,NY)	Graph	3	\$162,904.33	\$165,000.00	\$113,300.00	\$210,400.00
LAURION CAPITAL MANAGEMENT LP, 360 MADISON AVENUE, NEW YORK, NY (https://www.google.com/maps/place/360%20MADISON%20AVENUE,NEW%20YORK,NY)	Graph	23	\$118,850.39	\$124,987.00	\$100,000.00	\$200,000.00
Totals	Graph	31	\$118,902.19	\$116,272.00	\$75,000.00	\$210,400.00

Employer Name/Worksite Address	Graph	Count	Mean Wage	Median Wage	Lowest Wage	Highest Wage
BERDON LLP, 360 MADISON AVENUE, 7TH FLOOR, NEW YORK, NY (https://www.google.com/maps/place/360%20MADISON%20AVENUE,%207TH%20FLOOR,NEW%20YORK,NY)	Graph	1	\$75,000.00	\$75,000.00	\$75,000.00	\$75,000.00
LAURION CAPITAL MANAGEMENT LP, 360 MADISON AVE., NEW YORK, NY (https://www.google.com/maps/place/360%20MADISON%20AVE.,NEW%20YORK,NY)	Graph	1	\$120,000.00	\$120,000.00	\$120,000.00	\$120,000.00
SPECTRA GROUP INC, 360 MADISON SQUARE, NEW YORK, NY (https://www.google.com/maps/place/360%20MADISON%20SQUARE,NEW%20YORK,NY)	Graph	2	\$65,000.00	\$65,000.00	\$65,000.00	\$65,000.00
PULSEPOINT, INC., 360 MADISON AVE, 14TH FLOOR, NEW YORK, NY (https://www.google.com/maps/place/360%20MADISON%20AVE,%2014TH%20FLOOR,NEW%20YORK,NY)	Graph	3	\$162,904.33	\$165,000.00	\$113,300.00	\$210,400.00
LAURION CAPITAL MANAGEMENT LP, 360 MADISON AVE, NEW YORK, NY (https://www.google.com/maps/place/360%20MADISON%20AVE,NEW%20YORK,NY)	Graph	7	\$112,653.14	\$114,026.00	\$100,000.00	\$133,100.00
LAURION CAPITAL MANAGEMENT LP, 360 MADISON AVENUE, NEW YORK, NY (https://www.google.com/maps/place/360%20MADISON%20AVENUE,NEW%20YORK,NY)	Graph	27	\$99,369.95	\$100,000.00	\$50,003.20	\$200,000.00
Totals	Graph	41	\$104,518.87	\$100,000.00	\$50,003.20	\$210,400.00

Latitude: 40.754869 Longitude: -73.988343

Employer Name/Employer Address	Graph	Count	Mean Wage	Median Wage	Lowest Wage	Highest Wage
FOCUS USA, INC., 202 WEST 40TH STREET, NEW YORK, NY (https://www.google.com/maps/place/202%20WEST%2040TH%20STREET,NEW%20YORK,NY)	Graph	1	\$53,061.00	\$53,061.00	\$53,061.00	\$53,061.00
JINNO INTERNATIONAL USA, LLC, 202 WEST 40TH STREET, NEW YORK, NY (https://www.google.com/maps/place/202%20WEST%2040TH%20STREET,NEW%20YORK,NY)	Graph	1	\$95,000.00	\$95,000.00	\$95,000.00	\$95,000.00
Totals	Graph	2	\$74,030.50	\$53,061.00	\$53,061.00	\$95,000.00

Employer Name/Worksite Address	Graph	Count	Mean Wage	Median Wage	Lowest Wage	Highest Wage
TMW TEXTILE CORPORATION, 209W 40TH STREET, NEW YORK, NY (https://www.google.com/maps/place/209W%2040TH%20STREET,NEW%20YORK,NY)	Graph	2	\$55,744.00	\$55,744.00	\$55,744.00	\$55,744.00
ARMOUR UNSDERFER ENGINEERING INC., P.S., 202 WEST 40TH STREET, NEW YORK, NY (https://www.google.com/maps/place/202%20WEST%2040TH%20STREET,NEW%20YORK,NY)	Graph	3	\$72,687.00	\$70,000.00	\$53,061.00	\$95,000.00
Totals	Graph	5	\$65,909.80	\$55,744.00	\$53,061.00	\$95,000.00

Latitude: 40.754882 Longitude: -73.987879

Employer Name/Employer Address	Graph	Count	Mean Wage	Median Wage	Lowest Wage	Highest Wage
THEATERMANIA.COM, INC., 550 7TH AVENUE, 16TH FLOOR, NEW YORK, NY (https://www.google.com/maps/place/550%207TH%20AVENUE,%2016TH%20FLOOR,NEW%20YORK,NY)	Graph	1	\$98,710.00	\$98,710.00	\$98,710.00	\$98,710.00
Totals	Graph	1	\$98,710.00	\$98,710.00	\$98,710.00	\$98,710.00

Employer Name/Worksite Address	Graph	Count	Mean Wage	Median Wage	Lowest Wage	Highest Wage
THEATERMANIA.COM, INC., 550 7TH AVENUE, 16TH FLOOR, NEW YORK, NY (https://www.google.com/maps/place/550%207TH%20AVENUE,%2016TH%20FLOOR,NEW%20YORK,NY)	Graph	1	\$98,710.00	\$98,710.00	\$98,710.00	\$98,710.00
RALPH LAUREN CORPORATION, 550 7TH AVENUE, NEW YORK, NY (https://www.google.com/maps/place/550%207TH%20AVENUE,NEW%20YORK,NY)	Graph	2	\$93,000.00	\$85,000.00	\$85,000.00	\$101,000.00
SIMPSON GUMPERTZ & HEGER INC., 550 SEVENTH AVE., 10TH FLOOR, NEW YORK, NY (https://www.google.com/maps/place/550%20SEVENTH%20AVE.,%2010TH%20FLOOR,NEW%20YORK,NY)	Graph	3	\$81,293.33	\$73,840.00	\$72,800.00	\$97,240.00
Totals	Graph	6	\$88,098.33	\$85,000.00	\$72,800.00	\$101,000.00

Latitude: 40.754891 Longitude: -73.991417

Employer Name/Employer Address	Graph	Count	Mean Wage	Median Wage	Lowest Wage	Highest Wage
FLINTLOCK CONSTRUCTION SERVICES LLC, 580 8TH AVENUE, 11TH FLOOR, NEW YORK, NY (https://www.google.com/maps/place/580%208TH%20AVENUE,%2011TH%20FLOOR,NEW%20YORK,NY)	Graph	2	\$71,233.00	\$47,466.00	\$47,466.00	\$95,000.00
GENIUS ORBIT, INC., 580 8TH AVENUE, NEW YORK, NY (https://www.google.com/maps/place/580%208TH%20AVENUE,NEW%20YORK,NY)	Graph	3	\$49,226.67	\$47,840.00	\$47,840.00	\$52,000.00
Totals	Graph	5	\$58,029.20	\$47,840.00	\$47,466.00	\$95,000.00

Employer Name/Worksite Address	Graph	Count	Mean Wage	Median Wage	Lowest Wage	Highest Wage
FLINTLOCK CONSTRUCTION SERVICES LLC, 580 8TH AVENUE, 11TH FLOOR, NEW YORK, NY (https://www.google.com/maps/place/580%208TH%20AVENUE,%2011TH%20FLOOR,NEW%20YORK,NY)	Graph	2	\$71,233.00	\$47,466.00	\$47,466.00	\$95,000.00
Totals	Graph	2	\$71,233.00	\$47,466.00	\$47,466.00	\$95,000.00

Latitude: 40.754891 Longitude: -73.932144

Employer Name/Employer Address	Graph	Count	Mean Wage	Median Wage	Lowest Wage	Highest Wage
--------------------------------	-------	-------	-----------	-------------	-------------	--------------

Employer Name/Employer Address	Graph	Count	Mean Wage	Median Wage	Lowest Wage	Highest Wage
TWIN PEAKS INC, 37-39 30TH STREET, LONG ISLAND CITY, NY (https://www.google.com/maps/place/37-39%2030TH%20STREET,LONG%20ISLAND%20CITY,NY)	Graph	1	\$55,910.40	\$55,910.40	\$55,910.40	\$55,910.40
TWIN PEAKS, INC, 37-39 30TH STREET, LONG ISLAND CITY, NY (https://www.google.com/maps/place/37-39%2030TH%20STREET,LONG%20ISLAND%20CITY,NY)	Graph	1	\$75,004.80	\$75,004.80	\$75,004.80	\$75,004.80
TWIN PEAKS, INC., 37-39 30TH STREET, LONG ISLAND CITY, NY (https://www.google.com/maps/place/37-39%2030TH%20STREET,LONG%20ISLAND%20CITY,NY)	Graph	1	\$63,274.00	\$63,274.00	\$63,274.00	\$63,274.00
Totals	Graph	3	\$64,729.73	\$63,274.00	\$55,910.40	\$75,004.80

Employer Name/Worksite Address	Graph	Count	Mean Wage	Median Wage	Lowest Wage	Highest Wage
TWIN PEAKS INC, 37-39 30TH AVENUE, LONG ISLAND CITY, NY (https://www.google.com/maps/place/37-39%2030TH%20AVENUE,LONG%20ISLAND%20CITY,NY)	Graph	1	\$55,910.40	\$55,910.40	\$55,910.40	\$55,910.40
TWIN PEAKS, INC, 37-39 30TH STREET, LONG ISLAND CITY, NY (https://www.google.com/maps/place/37-39%2030TH%20STREET,LONG%20ISLAND%20CITY,NY)	Graph	2	\$69,139.40	\$63,274.00	\$63,274.00	\$75,004.80
Totals	Graph	3	\$64,729.73	\$63,274.00	\$55,910.40	\$75,004.80

Latitude: 40.754904 Longitude: -73.983991

Employer Name/Employer Address	Graph	Count	Mean Wage	Median Wage	Lowest Wage	Highest Wage
HBO SERVICE CORPORATION, 1100 AVENUE OF THE AMERICAS, NEW YORK, NY (https://www.google.com/maps/place/1100%20AVENUE%20OF%20THE%20AMERICAS,NEW%20YORK,NY)	Graph	2	\$173,700.00	\$150,000.00	\$150,000.00	\$197,400
HOME BOX OFFICE, INC., 1100 AVENUE OF THE AMERICAS, NEW YORK, NY (https://www.google.com/maps/place/1100%20AVENUE%20OF%20THE%20AMERICAS,NEW%20YORK,NY)	Graph	9	\$126,666.67	\$125,000.00	\$80,000.00	\$160,000
Totals	Graph	11	\$135,218.18	\$135,000.00	\$80,000.00	\$197,400

Employer Name/Worksite Address	Graph	Count	Mean Wage	Median Wage
LARSEN & TOUBRO INFOTECH LIMITED, &NBSP;1100 AVENUES OF &NBSP;THE AMERICAS, NEW YORK CITY, NY (https://www.google.com/maps/place/%26NBSP;1100%20AVENUES%20OF%20%26NBSP;THE%20AMERICAS,NEW%20YORK%20CITY,NY)	Graph	1	\$72,156.00	\$72,156
LARSEN & TOUBRO INFOTECH LIMITED, 1100 AVENUES OF &NBSP;THE AMERICAS, NEW YORK CITY, NY (https://www.google.com/maps/place/1100%20AVENUES%20OF%20%26NBSP;THE%20AMERICAS,NEW%20YORK%20CITY,NY)	Graph	1	\$73,464.00	\$73,464
TATA CONSULTANCY SERVICES LIMITED, 1100 6TH AVE., NEW YORK, NY (https://www.google.com/maps/place/1100%206TH%20AVE.,NEW%20YORK,NY)	Graph	1	\$71,781.00	\$71,781
LARSEN & TOUBRO INFOTECH LIMITED, HBO, NEW YORK, NY (https://www.google.com/maps/place/HBO,NEW%20YORK,NY)	Graph	2	\$82,926.00	\$79,296
NOVISYS LLC, 1100 AVENUE OF THE AMERICAS, 6TH FLOOR, NEW YORK, NY (https://www.google.com/maps/place/1100%20AVENUE%20OF%20THE%20AMERICAS,%206TH%20FLOOR,NEW%20YORK,NY)	Graph	2	\$85,326.50	\$84,000
LARSEN & TOUBRO INFOTECH LIMITED, HBO, 1100 AVENUE OF THE AMERICAS, NEW YORK, NY (https://www.google.com/maps/place/HBO,%201100%20AVENUE%20OF%20THE%20AMERICAS,NEW%20YORK,NY)	Graph	3	\$81,460.00	\$81,984
TATA CONSULTANCY SERVICES LIMITED, 1100 6TH AVE, NEW YORK, NY (https://www.google.com/maps/place/1100%206TH%20AVE,NEW%20YORK,NY)	Graph	4	\$78,405.75	\$71,781
TATA CONSULTANCY SERVICES LIMITED, 1100 6TH AVENUE, NEW YORK, NY (https://www.google.com/maps/place/1100%206TH%20AVENUE,NEW%20YORK,NY)	Graph	43	\$94,310.30	\$95,701
HOME BOX OFFICE, INC., 1100 AVENUE OF THE AMERICAS, NEW YORK, NY (https://www.google.com/maps/place/1100%20AVENUE%20OF%20THE%20AMERICAS,NEW%20YORK,NY)	Graph	45	\$96,756.27	\$93,371
Totals	Graph	102	\$93,345.92	\$95,701

Latitude: 40.754908 Longitude: -73.98661

Employer Name/Employer Address	Graph	Count	Mean Wage	Median Wage	Lowest Wage	Highest Wage
--------------------------------	-------	-------	-----------	-------------	-------------	--------------

Employer Name/Employer Address	Graph	Count	Mean Wage	Median Wage	Lowest Wage	Highest Wage
ACCESSORIES DIRECT INTERNATIONAL USA INC, 1450 BROADWAY, NEW YORK, NY (https://www.google.com/maps/place/1450%20BROADWAY,NEW%20YORK,NY)	Graph	1	\$55,764.80	\$55,764.80	\$55,764.80	\$55,764.80
BROADWAY CHINA VENTURES LLC, 1450 BROADWAY, 20TH FLOOR, NEW YORK, NY (https://www.google.com/maps/place/1450%20BROADWAY,%2020TH%20FLOOR,NEW%20YORK,NY)	Graph	1	\$70,000.00	\$70,000.00	\$70,000.00	\$70,000.00
GCM ADVISORY INC., 1450 BROADWAY, 38TH FLOOR, NEW YORK, NY (https://www.google.com/maps/place/1450%20BROADWAY,%2038TH%20FLOOR,NEW%20YORK,NY)	Graph	1	\$185,120.00	\$185,120.00	\$185,120.00	\$185,120.00
GCM CAPITAL MANAGEMENT, INC., 1450 BROADWAY, 38TH FLOOR, NEW YORK, NY (https://www.google.com/maps/place/1450%20BROADWAY,%2038TH%20FLOOR,NEW%20YORK,NY)	Graph	1	\$185,120.00	\$185,120.00	\$185,120.00	\$185,120.00
HUNTER TAUBMAN FISCHER & LI LLC, 1450 BROADWAY, NEW YORK, NY (https://www.google.com/maps/place/1450%20BROADWAY,NEW%20YORK,NY)	Graph	1	\$79,123.00	\$79,123.00	\$79,123.00	\$79,123.00
ICONIX BRAND GROUP INC., 1450 BROADWAY, NEW YORK, NY (https://www.google.com/maps/place/1450%20BROADWAY,NEW%20YORK,NY)	Graph	1	\$90,376.00	\$90,376.00	\$90,376.00	\$90,376.00
INTERNATIONAL BRAND INVESTMENT CORPORATION, 1450 BROADWAY SUITE 1506, NEW YORK, NY (https://www.google.com/maps/place/1450%20BROADWAY%20SUITE%201506,NEW%20YORK,NY)	Graph	1	\$38,771.20	\$38,771.20	\$38,771.20	\$38,771.20
JOHN MURPHY & ASSOCIATES, P.C., 1450 BROADWAY, NEW YORK, NY (https://www.google.com/maps/place/1450%20BROADWAY,NEW%20YORK,NY)	Graph	2	\$33,238.40	\$33,238.40	\$33,238.40	\$33,238.40
LAW OFFICES OF LORCAN SHANNON, P.C., 1450 BROADWAY, 39TH FLOOR, NEW YORK, NY (https://www.google.com/maps/place/1450%20BROADWAY,%2039TH%20FLOOR,NEW%20YORK,NY)	Graph	2	\$33,238.40	\$33,238.40	\$33,238.40	\$33,238.40
Totals	Graph	11	\$76,111.69	\$55,764.80	\$33,238.40	\$185,120.00

Employer Name/Worksite Address	Graph	Count	Mean Wage	Median Wage	Lowest Wage	Highest Wage
BROADWAY CHINA VENTURES LLC, 1450 BROADWAY, 20TH FLOOR, NEW YORK, NY (https://www.google.com/maps/place/1450%20BROADWAY,%2020TH%20FLOOR,NEW%20YORK,NY)	Graph	1	\$70,000.00	\$70,000.00	\$70,000.00	\$70,000.00
INTERNATIONAL BRAND INVESTMENT CORPORATION, 1450 BROADWAY SUITE 1506, NEW YORK, NY (https://www.google.com/maps/place/1450%20BROADWAY%20SUITE%201506,NEW%20YORK,NY)	Graph	1	\$38,771.20	\$38,771.20	\$38,771.20	\$38,771.20
GCM ADVISORY INC., 1450 BROADWAY, 38TH FLOOR, NEW YORK, NY (https://www.google.com/maps/place/1450%20BROADWAY,%2038TH%20FLOOR,NEW%20YORK,NY)	Graph	2	\$185,120.00	\$185,120.00	\$185,120.00	\$185,120.00
LAW OFFICES OF LORCAN SHANNON, P.C., 1450 BROADWAY, 39TH FLOOR, NEW YORK, NY (https://www.google.com/maps/place/1450%20BROADWAY,%2039TH%20FLOOR,NEW%20YORK,NY)	Graph	2	\$33,238.40	\$33,238.40	\$33,238.40	\$33,238.40
SEVEN LICENSING COMPANY LLC, 1450 BROADWAY, NEW YORK, NY (https://www.google.com/maps/place/1450%20BROADWAY,NEW%20YORK,NY)	Graph	4	\$75,065.95	\$75,000.00	\$55,764.80	\$90,376.00
Totals	Graph	10	\$84,575.18	\$70,000.00	\$33,238.40	\$185,120.00

Latitude: 40.754915 Longitude: -73.979922

Employer Name/Employer Address	Graph	Count	Mean Wage	Median Wage	Lowest Wage	Highest Wage
FAIR HEALTH, INC, 530 FIFTH AVENUE, NEW YORK, NY (https://www.google.com/maps/place/530%20FIFTH%20AVENUE,NEW%20YORK,NY)	Graph	1	\$82,800.00	\$82,800.00	\$82,800.00	\$82,800.00
FAIR HEALTH, INC., 530 FIFTH AVENUE, NEW YORK, NY (https://www.google.com/maps/place/530%20FIFTH%20AVENUE,NEW%20YORK,NY)	Graph	1	\$93,000.00	\$93,000.00	\$93,000.00	\$93,000.00
Totals	Graph	2	\$87,900.00	\$82,800.00	\$82,800.00	\$93,000.00

Employer Name/Worksite Address	Graph	Count	Mean Wage	Median Wage	Lowest Wage	Highest Wage
INFOSYS LIMITED, 530 5TH AVE, NEW YORK, NY (https://www.google.com/maps/place/530%205TH%20AVE,NEW%20YORK,NY)	Graph	1	\$88,452.00	\$88,452.00	\$88,452.00	\$88,452.00
FAIR HEALTH, INC, 530 FIFTH AVENUE, NEW YORK, NY (https://www.google.com/maps/place/530%20FIFTH%20AVENUE,NEW%20YORK,NY)	Graph	2	\$87,900.00	\$82,800.00	\$82,800.00	\$93,000.00
DIAGEO NORTH AMERICA, INC., 530 5TH AVE., NEW YORK CITY, NY (https://www.google.com/maps/place/530%205TH%20AVE.,NEW%20YORK%20CITY,NY)	Graph	3	\$128,600.00	\$104,100.00	\$104,100.00	\$177,600.00
DIAGEO NORTH AMERICA, INC., 530 5TH AVENUE, NEW YORK, NY (https://www.google.com/maps/place/530%205TH%20AVENUE,NEW%20YORK,NY)	Graph	20	\$85,125.00	\$90,000.00	\$65,000.00	\$135,000.00

Employer Name/Worksite Address	Graph	Count	Mean Wage	Median Wage	Lowest Wage	Highest Wage
Totals	Graph	26	\$90,482.77	\$90,000.00	\$65,000.00	\$177,600.00

Latitude: 40.754922 Longitude: -73.979754

Employer Name/Employer Address	Graph	Count	Mean Wage	Median Wage	Lowest Wage	Highest Wage
BRIGHTSOCIETYCOM LLC, 535 5TH AVENUE, 11TH FLOOR, NEW YORK, NY (https://www.google.com/maps/place/535%205TH%20AVENUE,%2011TH%20FLOOR,NEW%20YORK,NY)	Graph	1	\$53,165.00	\$53,165.00	\$53,165.00	\$53,165.00
GARDINER & THEOBALD, INC., 535 5TH AVENUE, NEW YORK, NY (https://www.google.com/maps/place/535%205TH%20AVENUE,NEW%20YORK,NY)	Graph	1	\$90,000.00	\$90,000.00	\$90,000.00	\$90,000.00
GARDINER & THEOBALD, INC., 535 FIFTH AVENUE, NEW YORK, NY (https://www.google.com/maps/place/535%20FIFTH%20AVENUE,NEW%20YORK,NY)	Graph	1	\$76,794.00	\$76,794.00	\$76,794.00	\$76,794.00
SIO CAPITAL MANAGEMENT LLC, 535 5TH AVENUE, NEW YORK, NY (https://www.google.com/maps/place/535%205TH%20AVENUE,NEW%20YORK,NY)	Graph	1	\$47,590.00	\$47,590.00	\$47,590.00	\$47,590.00
SIO CAPITAL MANAGEMENT LLC, 535 FIFTH AVENUE, NEW YORK, NY (https://www.google.com/maps/place/535%20FIFTH%20AVENUE,NEW%20YORK,NY)	Graph	1	\$50,000.00	\$50,000.00	\$50,000.00	\$50,000.00
SIO CAPITAL MANAGEMENT, LLC, 535 FIFTH AVENUE, NEW YORK, NY (https://www.google.com/maps/place/535%20FIFTH%20AVENUE,NEW%20YORK,NY)	Graph	1	\$120,000.00	\$120,000.00	\$120,000.00	\$120,000.00
WHITE PINE TRADING LLC, 535 5TH AVENUE, 11TH FLOOR, NEW YORK, NY (https://www.google.com/maps/place/535%205TH%20AVENUE,%2011TH%20FLOOR,NEW%20YORK,NY)	Graph	1	\$53,165.00	\$53,165.00	\$53,165.00	\$53,165.00
SANDEEP DIAMOND CORPORATION, 535 FIFTH AVENUE, NEW YORK, NY (https://www.google.com/maps/place/535%20FIFTH%20AVENUE,NEW%20YORK,NY)	Graph	2	\$147,500.00	\$85,000.00	\$85,000.00	\$210,000.00
TRADERMAXX INTERNATIONAL INC, 535 FIFTH AVENUE, 4TH FLOOR, NEW YORK, NY (https://www.google.com/maps/place/535%20FIFTH%20AVENUE,%204TH%20FLOOR,NEW%20YORK,NY)	Graph	2	\$47,590.40	\$47,590.40	\$47,590.40	\$47,590.40
PENTON LEARNING SYSTEMS, LLC, 535 FIFTH AVENUE, NEW YORK, NY (https://www.google.com/maps/place/535%20FIFTH%20AVENUE,NEW%20YORK,NY)	Graph	3	\$62,666.67	\$70,000.00	\$48,000.00	\$70,000.00
GARDINER & THEOBALD, INC., 535 5TH AVE, NEW YORK, NY (https://www.google.com/maps/place/535%205TH%20AVE,NEW%20YORK,NY)	Graph	4	\$74,732.50	\$47,466.00	\$47,466.00	\$120,382.00
ICON GLOBAL CONSULTING INC, 535 FIFTH AVENUE, 4TH FLOOR, NEW YORK, NY (https://www.google.com/maps/place/535%20FIFTH%20AVENUE,%204TH%20FLOOR,NEW%20YORK,NY)	Graph	4	\$46,009.60	\$44,428.80	\$44,428.80	\$47,590.40
Totals	Graph	22	\$70,539.24	\$50,000.00	\$44,428.80	\$210,000.00

Employer Name/Worksite Address	Graph	Count	Mean Wage	Median Wage	Lowest Wage	Highest Wage
SIO CAPITAL MANAGEMENT LLC, 535 5TH AVENUE, NEW YORK, NY (https://www.google.com/maps/place/535%205TH%20AVENUE,NEW%20YORK,NY)	Graph	1	\$47,590.00	\$47,590.00	\$47,590.00	\$47,590.00
GARDINER & THEOBALD, INC., 535 FIFTH AVE., NEW YORK, NY (https://www.google.com/maps/place/535%20FIFTH%20AVE.,NEW%20YORK,NY)	Graph	3	\$59,516.00	\$47,466.00	\$47,466.00	\$83,616.00
PENTON LEARNING SYSTEMS, LLC, 535 FIFTH AVENUE, NEW YORK, NY (https://www.google.com/maps/place/535%20FIFTH%20AVENUE,NEW%20YORK,NY)	Graph	12	\$87,208.83	\$70,000.00	\$48,000.00	\$210,000.00
Totals	Graph	16	\$79,540.25	\$70,000.00	\$47,466.00	\$210,000.00

Latitude: 40.754929 Longitude: -73.991552

Employer Name/Employer Address	Graph	Count	Mean Wage	Median Wage	Lowest Wage	Highest Wage
FRIENDS OF ISRAEL SCOTS INC TZOFIM, 575 8TH AVENUE, NEW YORK, NY (https://www.google.com/maps/place/575%208TH%20AVENUE,NEW%20YORK,NY)	Graph	1	\$47,840.00	\$47,840.00	\$47,840.00	\$47,840.00
FRIENDS OF ISRAEL SCOUTS INC TZOFIM, 575 8TH AVENUE, NEW YORK, NY (https://www.google.com/maps/place/575%208TH%20AVENUE,NEW%20YORK,NY)	Graph	2	\$47,840.00	\$47,840.00	\$47,840.00	\$47,840.00
Totals	Graph	3	\$47,840.00	\$47,840.00	\$47,840.00	\$47,840.00

Employer Name/Worksite Address	Graph	Count	Mean Wage	Median Wage	Lowest Wage	Highest Wage
--------------------------------	-------	-------	-----------	-------------	-------------	--------------

Employer Name/Worksite Address	Graph	Count	Mean Wage	Median Wage	Lowest Wage	Highest Wage
NOVISYS LIMITED LIABILITY COMPANY, 575 8TH AVENUE, NEW YORK, NY (https://www.google.com/maps/place/575%208TH%20AVENUE,NEW%20YORK,NY)	Graph	4	\$53,630.00	\$47,840.00	\$47,840.00	\$71,000.00
Totals	Graph	4	\$53,630.00	\$47,840.00	\$47,840.00	\$71,000.00

Latitude: 40.754948 Longitude: -73.992032

Employer Name/Employer Address	Graph	Count	Mean Wage	Median Wage	Lowest Wage	Highest Wage
ADGC INC, 307 W 38TH STREET, NEW YORK, NY (https://www.google.com/maps/place/307%20W%2038TH%20STREET,NEW%20YORK,NY)	Graph	1	\$48,000.00	\$48,000.00	\$48,000.00	\$48,000.00
JUMP RAMP GAMES, INC., 307 WEST 38TH STREET, NEW YORK, NY (https://www.google.com/maps/place/307%20WEST%2038TH%20STREET,NEW%20YORK,NY)	Graph	1	\$170,000.00	\$170,000.00	\$170,000.00	\$170,000.00
KING ROSE OF NY, INC., 307 W. 38TH STREET, NEW YORK, NY (https://www.google.com/maps/place/307%20W.%2038TH%20STREET,NEW%20YORK,NY)	Graph	1	\$50,000.00	\$50,000.00	\$50,000.00	\$50,000.00
TIMES SQUARE CONSULTING LLC, 307 WEST 38TH STREET, NEW YORK, NY (https://www.google.com/maps/place/307%20WEST%2038TH%20STREET,NEW%20YORK,NY)	Graph	2	\$49,254.00	\$49,254.00	\$49,254.00	\$49,254.00
MITCHELL/MARTIN, INC., 307 WEST 38TH STREET, SUITE 1305, NEW YORK, NY (https://www.google.com/maps/place/307%20WEST%2038TH%20STREET,%20SUITE%201305,NEW%20YORK,NY)	Graph	33	\$119,212.61	\$124,987.00	\$70,221.00	\$170,000.00
Totals	Graph	38	\$113,171.68	\$120,000.00	\$48,000.00	\$170,000.00

Employer Name/Worksite Address	Graph	Count	Mean Wage	Median Wage	Lowest Wage	Highest Wage
ADGC INC, 307 W 38TH STREET, NEW YORK, NY (https://www.google.com/maps/place/307%20W%2038TH%20STREET,NEW%20YORK,NY)	Graph	1	\$48,000.00	\$48,000.00	\$48,000.00	\$48,000.00
KING ROSE OF NY, INC., 307 W. 38TH STREET, NEW YORK, NY (https://www.google.com/maps/place/307%20W.%2038TH%20STREET,NEW%20YORK,NY)	Graph	1	\$50,000.00	\$50,000.00	\$50,000.00	\$50,000.00
TIMES SQUARE CONSULTING LLC, 307 WEST 38TH STREET, NEW YORK, NY (https://www.google.com/maps/place/307%20WEST%2038TH%20STREET,NEW%20YORK,NY)	Graph	3	\$89,502.67	\$49,254.00	\$49,254.00	\$170,000.00
Totals	Graph	5	\$73,301.60	\$49,254.00	\$48,000.00	\$170,000.00

Latitude: 40.754975 Longitude: -73.991561

Employer Name/Employer Address	Graph	Count	Mean Wage	Median Wage	Lowest Wage	Highest Wage
DOUBLEVERIFY, INC., 575 EIGHTH AVENUE, NEW YORK, NY (https://www.google.com/maps/place/575%20EIGHTH%20AVENUE,NEW%20YORK,NY)	Graph	1	\$110,000.00	\$110,000.00	\$110,000.00	\$110,000.00
EHEALTH SOLUTIONS, INC., 575 EIGHTH AVENUE, NEW YORK, NY (https://www.google.com/maps/place/575%20EIGHTH%20AVENUE,NEW%20YORK,NY)	Graph	1	\$68,680.00	\$68,680.00	\$68,680.00	\$68,680.00
NET@WORK, INC., 575 EIGHTH AVENUE, 10TH FLOOR, NEW YORK, NY (https://www.google.com/maps/place/575%20EIGHTH%20AVENUE,%2010TH%20FLOOR,NEW%20YORK,NY)	Graph	1	\$53,061.00	\$53,061.00	\$53,061.00	\$53,061.00
DOUBLEVERIFY INC., 575 EIGHTH AVENUE, NEW YORK, NY (https://www.google.com/maps/place/575%20EIGHTH%20AVENUE,NEW%20YORK,NY)	Graph	2	\$89,000.00	\$70,000.00	\$70,000.00	\$108,000.00
RCM TECHNOLOGIES INC, 575 EIGHTH AVENUE, NEW YORK, NY (https://www.google.com/maps/place/575%20EIGHTH%20AVENUE,NEW%20YORK,NY)	Graph	43	\$68,978.60	\$66,560.00	\$66,560.00	\$76,960.00
RCM TECHNOLOGIES, INC., 575 EIGHTH AVENUE, NEW YORK, NY (https://www.google.com/maps/place/575%20EIGHTH%20AVENUE,NEW%20YORK,NY)	Graph	270	\$70,195.38	\$65,000.00	\$65,000.00	\$76,680.00
Totals	Graph	318	\$70,215.64	\$66,560.00	\$53,061.00	\$110,000.00

Employer Name/Worksite Address	Graph	Count	Mean Wage	Median Wage	Lowest Wage	Highest Wage
NET@WORK, INC., 575 EIGHTH AVENUE, 10TH FLOOR, NEW YORK, NY (https://www.google.com/maps/place/575%20EIGHTH%20AVENUE,%2010TH%20FLOOR,NEW%20YORK,NY)	Graph	1	\$53,061.00	\$53,061.00	\$53,061.00	\$53,061.00
EHEALTH SOLUTIONS, INC., 575 EIGHTH AVENUE, NEW YORK, NY (https://www.google.com/maps/place/575%20EIGHTH%20AVENUE,NEW%20YORK,NY)	Graph	4	\$89,170.00	\$70,000.00	\$68,680.00	\$110,000.00

Employer Name/Worksite Address	Graph	Count	Mean Wage	Median Wage	Lowest Wage	Highest Wage
Totals	Graph	5	\$81,948.20	\$70,000.00	\$53,061.00	\$110,000.0

Latitude: 40.754982 Longitude: -73.984097

Employer Name/Employer Address	Graph	Count	Mean Wage	Median Wage	
CCB INTERNATIONAL OVERSEAS (USA) INC., 1095 AVENUE OF THE AMERICAS, NEW YORK, NY (https://www.google.com/maps/place/1095%20AVENUE%20OF%20THE%20AMERICAS,NEW%20YORK,NY)	Graph	1	\$60,295.00	\$60,295.00	\$
EXIGER LLC, 1095 AVENUE OF THE AMERICAS, NEW YORK, NY (https://www.google.com/maps/place/1095%20AVENUE%20OF%20THE%20AMERICAS,NEW%20YORK,NY)	Graph	1	\$88,000.00	\$88,000.00	\$
INSTINET, LLC, 1095 AVENUE OF THE AMERICAS, NEW YORK, NY (https://www.google.com/maps/place/1095%20AVENUE%20OF%20THE%20AMERICAS,NEW%20YORK,NY)	Graph	1	\$97,000.00	\$97,000.00	\$
LLOYDS SECURITIES INC., 1095 AVENUE OF THE AMERICAS, NEW YORK, NY (https://www.google.com/maps/place/1095%20AVENUE%20OF%20THE%20AMERICAS,NEW%20YORK,NY)	Graph	1	\$157,768.00	\$157,768.00	\$
METLIFE GLOBAL, INC., 1095 AVENUE OF THE AMERICAS, 18TH FLOOR, NEW YORK, NY (https://www.google.com/maps/place/1095%20AVENUE%20OF%20THE%20AMERICAS,%2018TH%20FLOOR,NEW%20YORK,NY)	Graph	1	\$120,000.00	\$120,000.00	\$
METLIFE GLOBAL, INC., 1095 AVENUE OF THE AMERICAS, NEW YORK, NY (https://www.google.com/maps/place/1095%20AVENUE%20OF%20THE%20AMERICAS,NEW%20YORK,NY)	Graph	1	\$120,000.00	\$120,000.00	\$
STANDARD CHARTERED BANK, 1095 AVE OF THE AMERICAS, NEW YORK, NY (https://www.google.com/maps/place/1095%20AVE%20OF%20THE%20AMERICAS,NEW%20YORK,NY)	Graph	1	\$87,000.00	\$87,000.00	\$
CHINA CONSTRUCTION BANK CORPORATION, 1095 AVENUE OF THE AMERICAS, NEW YORK, NY (https://www.google.com/maps/place/1095%20AVENUE%20OF%20THE%20AMERICAS,NEW%20YORK,NY)	Graph	2	\$62,168.50	\$56,064.00	\$
METLIFE GROUP, INC., 1095 AVENUE OF THE AMERICAS, NEW YORK, NY (https://www.google.com/maps/place/1095%20AVENUE%20OF%20THE%20AMERICAS,NEW%20YORK,NY)	Graph	4	\$136,260.75	\$138,000.00	\$
LLOYDS BANK PLC, 1095 AVENUE OF THE AMERICAS, NEW YORK, NY (https://www.google.com/maps/place/1095%20AVENUE%20OF%20THE%20AMERICAS,NEW%20YORK,NY)	Graph	8	\$93,644.88	\$88,000.00	\$
STANDARD CHARTERED BANK, 1095 AVENUE OF THE AMERICAS, NEW YORK, NY (https://www.google.com/maps/place/1095%20AVENUE%20OF%20THE%20AMERICAS,NEW%20YORK,NY)	Graph	17	\$117,244.71	\$121,000.00	\$
Totals	Graph	38	\$108,993.74	\$111,405.00	\$

Employer Name/Worksite Address	Graph	Count	Mean Wage	Median Wage	Low Wa
IT SPIN INC, LLOYDS BANK USA, NEW YORK, NY (https://www.google.com/maps/place/LLOYDS%20BANK%20USA,NEW%20YORK,NY)	Graph	1	\$88,500.00	\$88,500.00	\$88,5
MARLABS CONSULTING, INC., 1095 AVENUE OF THE AMERICAS,, NEW YORK, NY (https://www.google.com/maps/place/1095%20AVENUE%20OF%20THE%20AMERICAS,,NEW%20YORK,NY)	Graph	1	\$75,800.00	\$75,800.00	\$75,8
RUSSELL INVESTMENTS GROUP LLC, 1095 AVENUE OF THE AMERICAS,14TH FLOOR, NEW YORK, NY (https://www.google.com/maps/place/1095%20AVENUE%20OF%20THE%20AMERICAS,14TH%20FLOOR,NEW%20YORK,NY)	Graph	1	\$95,160.00	\$95,160.00	\$95,1
STANDARD CHARTERED BANK, 1095 AVE OF THE AMERICAS, NEW YORK, NY (https://www.google.com/maps/place/1095%20AVE%20OF%20THE%20AMERICAS,NEW%20YORK,NY)	Graph	2	\$118,824.00	\$87,000.00	\$87,0
ICONSOFT, INC., 1095 6TH AVE, NEW YORK, NY (https://www.google.com/maps/place/1095%206TH%20AVE,NEW%20YORK,NY)	Graph	3	\$129,311.67	\$114,026.00	\$112,0
METLIFE GROUP, INC., 1095 AVENUE OF THE AMERICAS, NEW YORK, NY (https://www.google.com/maps/place/1095%20AVENUE%20OF%20THE%20AMERICAS,NEW%20YORK,NY)	Graph	54	\$124,910.63	\$121,000.00	\$56,0
Totals	Graph	62	\$123,068.02	\$120,000.00	\$56,0

Latitude: 40.754988 Longitude: -73.990536

Employer Name/Employer Address	Graph	Count	Mean Wage	Median Wage	Lowest Wage	Highest Wage
EALYTEX GLOBAL INC., 275W 39TH STREET FLOOR #6, NEW YORK, NY (https://www.google.com/maps/place/275W%2039TH%20STREET%20FLOOR%20#6,NEW%20YORK,NY)	Graph	1	\$58,240.00	\$58,240.00	\$58,240.00	\$58,240.00
Totals	Graph	1	\$58,240.00	\$58,240.00	\$58,240.00	\$58,240.00

Employer Name/Worksite Address	Graph	Count	Mean Wage	Median Wage	Lowest Wage	Highest Wage
EALYTEX GLOBAL INC., 275W 39TH STREET FLOOR #6, NEW YORK, NY (https://www.google.com/maps/place/275W%2039TH%20STREET%20FLOOR%20#6,NEW%20YORK,NY)	Graph	1	\$58,240.00	\$58,240.00	\$58,240.00	\$58,240.00
Totals	Graph	1	\$58,240.00	\$58,240.00	\$58,240.00	\$58,240.00

Latitude: 40.755014 Longitude: -73.992527

Employer Name/Employer Address	Graph	Count	Mean Wage	Median Wage	Lowest Wage	Highest Wage
ALI FEE PR LLC, 330 WEST 38TH STREET, SUITE 1008, NEW YORK, NY (https://www.google.com/maps/place/330%20WEST%2038TH%20STREET,%20SUITE%201008,NEW%20YORK,NY)	Graph	1	\$45,000.00	\$45,000.00	\$45,000.00	\$45,000.00
ASIAN MEDIA RIGHTS, LLC, 330 WEST 38TH STREET, SUITE 506, NEW YORK, NY (https://www.google.com/maps/place/330%20WEST%2038TH%20STREET,%20SUITE%20506,NEW%20YORK,NY)	Graph	1	\$39,520.00	\$39,520.00	\$39,520.00	\$39,520.00
DEXTER DESIGN CONSULTANTS INC., 330 WEST 38TH STREET SUITE 805, NEW YORK, NY (https://www.google.com/maps/place/330%20WEST%2038TH%20STREET%20SUITE%20805,NEW%20YORK,NY)	Graph	1	\$45,000.00	\$45,000.00	\$45,000.00	\$45,000.00
KINLIN RUTHERFURD ARCHITECTS, PLLC, 330 WEST 38TH STREET, NEW YORK, NY (https://www.google.com/maps/place/330%20WEST%2038TH%20STREET,NEW%20YORK,NY)	Graph	1	\$60,000.00	\$60,000.00	\$60,000.00	\$60,000.00
PEMBROOKE & IVES, INC., 330 WEST 38TH STREET, SUITE 1001, NEW YORK, NY (https://www.google.com/maps/place/330%20WEST%2038TH%20STREET,%20SUITE%201001,NEW%20YORK,NY)	Graph	1	\$60,000.00	\$60,000.00	\$60,000.00	\$60,000.00
REASON BRAND, INC., 330 W. 38TH STREET, NEW YORK, NY (https://www.google.com/maps/place/330%20W.%2038TH%20STREET,NEW%20YORK,NY)	Graph	1	\$55,910.00	\$55,910.00	\$55,910.00	\$55,910.00
V-AIR WIND TECHNOLOGIES INC., 330 W 38TH ST, SUITE 1103, NEW YORK, NY (https://www.google.com/maps/place/330%20W%2038TH%20ST,%20SUITE%201103,NEW%20YORK,NY)	Graph	1	\$68,868.80	\$68,868.80	\$68,868.80	\$68,868.80
APTDECO, INC., 330 W 38TH ST, NEW YORK, NY (https://www.google.com/maps/place/330%20W%2038TH%20ST,NEW%20YORK,NY)	Graph	2	\$53,165.00	\$53,165.00	\$53,165.00	\$53,165.00
KINLIN RUTHERFURD ARCHITECTS, PLLC, 330 WEST 38TH STREET, SUITE 1006, NEW YORK, NY (https://www.google.com/maps/place/330%20WEST%2038TH%20STREET,%20SUITE%201006,NEW%20YORK,NY)	Graph	2	\$56,180.00	\$53,600.00	\$53,600.00	\$58,700.00
SALAMON ENGINEERING PLLC, 330 WEST 38TH ST SUITE 402, NEW YORK, NY (https://www.google.com/maps/place/330%20WEST%2038TH%20ST%20SUITE%20402,NEW%20YORK,NY)	Graph	2	\$40,248.00	\$38,896.00	\$38,896.00	\$41,600.00
UGE USA INC., 330 WEST 38TH STREET, SUITE 1103, NEW YORK, NY (https://www.google.com/maps/place/330%20WEST%2038TH%20STREET,%20SUITE%201103,NEW%20YORK,NY)	Graph	2	\$62,212.80	\$59,425.60	\$59,425.60	\$65,000.00
Totals	Graph	15	\$53,194.03	\$53,600.00	\$38,896.00	\$68,868.80

Employer Name/Worksite Address	Graph	Count	Mean Wage	Median Wage	Lowest Wage	Highest Wage
ALI FEE PR LLC, 330 WEST 38TH STREET, SUITE 1008, NEW YORK, NY (https://www.google.com/maps/place/330%20WEST%2038TH%20STREET,%20SUITE%201008,NEW%20YORK,NY)	Graph	1	\$45,000.00	\$45,000.00	\$45,000.00	\$45,000.00
DEXTER DESIGN CONSULTANTS INC., 330 WEST 38TH STREET SUITE 805, NEW YORK, NY (https://www.google.com/maps/place/330%20WEST%2038TH%20STREET%20SUITE%20805,NEW%20YORK,NY)	Graph	1	\$45,000.00	\$45,000.00	\$45,000.00	\$45,000.00
MONTICELLO CONSULTING GROUP, 330 WEST 38TH STREET, SUITE 406, NEW YORK, NY (https://www.google.com/maps/place/330%20WEST%2038TH%20STREET,%20SUITE%20406,NEW%20YORK,NY)	Graph	1	\$112,500.00	\$112,500.00	\$112,500.00	\$112,500.00
PEMBROOKE & IVES, INC., 330 WEST 38TH STREET, SUITE 1001, NEW YORK, NY (https://www.google.com/maps/place/330%20WEST%2038TH%20STREET,%20SUITE%201001,NEW%20YORK,NY)	Graph	1	\$60,000.00	\$60,000.00	\$60,000.00	\$60,000.00
REASON BRAND, INC., 330 W. 38TH STREET, NEW YORK, NY (https://www.google.com/maps/place/330%20W.%2038TH%20STREET,NEW%20YORK,NY)	Graph	1	\$55,910.00	\$55,910.00	\$55,910.00	\$55,910.00
APTDECO, INC., 330 W 38TH ST, NEW YORK, NY (https://www.google.com/maps/place/330%20W%2038TH%20ST,NEW%20YORK,NY)	Graph	2	\$53,165.00	\$53,165.00	\$53,165.00	\$53,165.00
KINLIN RUTHERFURD ARCHITECTS, PLLC, 330 WEST 38TH STREET, NEW YORK, NY (https://www.google.com/maps/place/330%20WEST%2038TH%20STREET,NEW%20YORK,NY)	Graph	2	\$49,760.00	\$39,520.00	\$39,520.00	\$49,760.00
KINLIN RUTHERFURD ARCHITECTS, PLLC, 330 WEST 38TH STREET, SUITE 1006, NEW YORK, NY (https://www.google.com/maps/place/330%20WEST%2038TH%20STREET,%20SUITE%201006,NEW%20YORK,NY)	Graph	2	\$56,180.00	\$53,600.00	\$53,600.00	\$56,180.00
SALAMON ENGINEERING PLLC, 330 WEST 38TH ST SUITE 402, NEW YORK, NY (https://www.google.com/maps/place/330%20WEST%2038TH%20ST%20SUITE%20402,NEW%20YORK,NY)	Graph	2	\$40,248.00	\$38,896.00	\$38,896.00	\$40,248.00
UGE USA INC., 330 WEST 38TH STREET SUITE 1103, NEW YORK, NY (https://www.google.com/maps/place/330%20WEST%2038TH%20STREET%20SUITE%201103,NEW%20YORK,NY)	Graph	2	\$62,212.80	\$59,425.60	\$59,425.60	\$62,212.80
Totals	Graph	15	\$56,102.77	\$53,600.00	\$38,896.00	\$112,500.00

Latitude: 40.755047 Longitude: -73.980396

Employer Name/Employer Address	Graph	Count	Mean Wage	Median Wage	Lowest Wage	Highest Wage
DISCO INTERNATIONAL, INC., 15 WEST 44TH STREET, NEW YORK, NY (https://www.google.com/maps/place/15%20WEST%2044TH%20STREET,NEW%20YORK,NY)	Graph	3	\$50,273.60	\$50,000.00	\$46,820.80	\$54,000.00
Totals	Graph	3	\$50,273.60	\$50,000.00	\$46,820.80	\$54,000.00

Employer Name/Worksite Address	Graph	Count	Mean Wage	Median Wage	Lowest Wage	Highest Wage
DISCO INTERNATIONAL, INC., 15 WEST 44TH STREET, NEW YORK, NY (https://www.google.com/maps/place/15%20WEST%2044TH%20STREET,NEW%20YORK,NY)	Graph	3	\$50,273.60	\$50,000.00	\$46,820.80	\$54,000.00
Totals	Graph	3	\$50,273.60	\$50,000.00	\$46,820.80	\$54,000.00

Latitude: 40.75505 Longitude: -73.984048

Employer Name/Worksite Address	Graph	Count	Mean Wage	Median Wage	Lowest Wage	Highest Wage
DELOITTE CONSULTING LLP, 1101 6TH AVENUE, NEW YORK, NY (https://www.google.com/maps/place/1101%206TH%20AVENUE,NEW%20YORK,NY)	Graph	15	\$66,200.00	\$66,200.00	\$66,200.00	\$66,200.00
Totals	Graph	15	\$66,200.00	\$66,200.00	\$66,200.00	\$66,200.00

Latitude: 40.755054 Longitude: -73.972656

Employer Name/Worksite Address	Graph	Count	Mean Wage	Median Wage	Lowest Wage	Highest Wage
KABBALAH CENTRE INTERNATIONAL, INC., 155 EAST 48TH STREET, NEW YORK, NY (https://www.google.com/maps/place/155%20EAST%2048TH%20STREET,NEW%20YORK,NY)	Graph	1	\$155,000.00	\$155,000.00	\$155,000.00	\$155,000.00
Totals	Graph	1	\$155,000.00	\$155,000.00	\$155,000.00	\$155,000.00

Latitude: 40.755062 Longitude: -73.992302

Employer Name/Employer Address	Graph	Count	Mean Wage	Median Wage	Lowest Wage	Highest Wage
NIRVANA ORGANICS, INC., 325 WEST 38TH STREET, NEW YORK, NY (https://www.google.com/maps/place/325%20WEST%2038TH%20STREET,NEW%20YORK,NY)	Graph	1	\$90,000.00	\$90,000.00	\$90,000.00	\$90,000.00
PLACIDWAVE USA, INC., 325 WEST 38TH STREET, NEW YORK, NY (https://www.google.com/maps/place/325%20WEST%2038TH%20STREET,NEW%20YORK,NY)	Graph	1	\$46,675.20	\$46,675.20	\$46,675.20	\$46,675.20
PREMIER EXIM USA INC, 325 WEST 38TH STREET, NEW YORK, NY (https://www.google.com/maps/place/325%20WEST%2038TH%20STREET,NEW%20YORK,NY)	Graph	1	\$120,000.00	\$120,000.00	\$120,000.00	\$120,000.00
RICHARD A BORIES ARCHITECTS PLLC, 325 WEST 38TH STREET, STE. 204, NEW YORK, NY (https://www.google.com/maps/place/325%20WEST%2038TH%20STREET,%20STE.%20204,NEW%20YORK,NY)	Graph	1	\$50,000.00	\$50,000.00	\$50,000.00	\$50,000.00
YUNLAN (US) INVESTMENT MANAGEMENT INC, 325 W 38TH STREET, NEW YORK, NY (https://www.google.com/maps/place/325%20W%2038TH%20STREET,NEW%20YORK,NY)	Graph	1	\$160,000.00	\$160,000.00	\$160,000.00	\$160,000.00
Totals	Graph	5	\$93,335.04	\$90,000.00	\$46,675.20	\$160,000.00

Employer Name/Worksite Address	Graph	Count	Mean Wage	Median Wage	Lowest Wage	Highest Wage
YUNLAN (US) INVESTMENT MANAGEMENT INC, 325 W 38TH STREET, NEW YORK, NY (https://www.google.com/maps/place/325%20W%2038TH%20STREET,NEW%20YORK,NY)	Graph	1	\$160,000.00	\$160,000.00	\$160,000.00	\$160,000.00
PLACIDWAVE USA, INC., 325 WEST 38TH STREET, NEW YORK, NY (https://www.google.com/maps/place/325%20WEST%2038TH%20STREET,NEW%20YORK,NY)	Graph	3	\$85,558.40	\$90,000.00	\$46,675.20	\$120,000.00
Totals	Graph	4	\$104,168.80	\$90,000.00	\$46,675.20	\$160,000.00

Latitude: 40.755064 Longitude: -73.975608

Employer Name/Employer Address	Graph	Count	Mean Wage	Median Wage	Lowest Wage	Highest Wage
ABSOLUT SPIRITS USA LLC, 250 PARK AVENUE, NEW YORK, NY (https://www.google.com/maps/place/250%20PARK%20AVENUE,NEW%20YORK,NY)	Graph	1	\$110,000.00	\$110,000.00	\$110,000.00	\$110,000.00
AUSTIN, NICHOLS & CO., INCORPORATED, 250 PARK AVENUE, NEW YORK, NY (https://www.google.com/maps/place/250%20PARK%20AVENUE,NEW%20YORK,NY)	Graph	1	\$126,412.00	\$126,412.00	\$126,412.00	\$126,412.00
CIFC ASSET MANAGEMENT, LLC, 250 PARK AVENUE, NEW YORK, NY (https://www.google.com/maps/place/250%20PARK%20AVENUE,NEW%20YORK,NY)	Graph	1	\$170,000.00	\$170,000.00	\$170,000.00	\$170,000.00
EPSTEIN BECKER & GREEN, P.C., 250 PARK AVENUE, NEW YORK, NY (https://www.google.com/maps/place/250%20PARK%20AVENUE,NEW%20YORK,NY)	Graph	1	\$70,000.00	\$70,000.00	\$70,000.00	\$70,000.00
PERNOD RICARD MARKETING USA LLC, 250 PARK AVENUE, NEW YORK, NY (https://www.google.com/maps/place/250%20PARK%20AVENUE,NEW%20YORK,NY)	Graph	1	\$202,500.00	\$202,500.00	\$202,500.00	\$202,500.00
CIFC ASSET MANAGEMENT LLC, 250 PARK AVENUE, NEW YORK, NY (https://www.google.com/maps/place/250%20PARK%20AVENUE,NEW%20YORK,NY)	Graph	2	\$82,500.00	\$75,000.00	\$75,000.00	\$90,000.00
PERNOD RICARD USA, LLC, 250 PARK AVENUE, NEW YORK, NY (https://www.google.com/maps/place/250%20PARK%20AVENUE,NEW%20YORK,NY)	Graph	7	\$121,358.57	\$110,000.00	\$102,768.00	\$155,000.00
ANHEUSER-BUSCH INBEV SERVICES, LLC, 250 PARK AVENUE, NEW YORK, NY (https://www.google.com/maps/place/250%20PARK%20AVENUE,NEW%20YORK,NY)	Graph	12	\$153,691.95	\$128,000.00	\$87,306.00	\$315,000.00
Totals	Graph	26	\$136,066.36	\$120,060.00	\$70,000.00	\$315,000.00

Employer Name/Worksite Address	Graph	Count	Mean Wage	Median Wage	Lowest Wage	Highest Wage
CONNING & COMPANY, 250 PARK AVENUE, NEW YORK CITY, NY (https://www.google.com/maps/place/250%20PARK%20AVENUE,NEW%20YORK%20CITY,NY)	Graph	1	\$82,000.00	\$82,000.00	\$82,000.00	\$82,000.00
PERNOD RICARD USA, LLC, 250 PARK AVENUE, NEW YORK, NY (https://www.google.com/maps/place/250%20PARK%20AVENUE,NEW%20YORK,NY)	Graph	20	\$134,590.62	\$128,000.00	\$70,000.00	\$315,000.00
Totals	Graph	21	\$132,086.30	\$128,000.00	\$70,000.00	\$315,000.00

Latitude: 40.755076 Longitude: -73.984842

Employer Name/Employer Address	Graph	Count	Mean Wage	Median Wage	Lowest Wage	Highest Wage
VANKE OPERATIONS USA LLC, 130 W 42ND ST, NEW YORK, NY (https://www.google.com/maps/place/130%20W%2042ND%20ST,NEW%20YORK,NY)	Graph	2	\$88,500.00	\$87,000.00	\$87,000.00	\$90,000.00
Totals	Graph	2	\$88,500.00	\$87,000.00	\$87,000.00	\$90,000.00

Employer Name/Worksite Address	Graph	Count	Mean Wage	Median Wage	Lowest Wage	Highest Wage
VANKE OPERATIONS USA LLC, 130 W 42ND ST, NEW YORK, NY (https://www.google.com/maps/place/130%20W%2042ND%20ST,NEW%20YORK,NY)	Graph	1	\$90,000.00	\$90,000.00	\$90,000.00	\$90,000.00
VANKE OPERATIONS USA LLC, 130 W 42ND STREET, NEW YORK, NY (https://www.google.com/maps/place/130%20W%2042ND%20STREET,NEW%20YORK,NY)	Graph	2	\$90,300.00	\$87,000.00	\$87,000.00	\$93,600.00
Totals	Graph	3	\$90,200.00	\$90,000.00	\$87,000.00	\$93,600.00

Latitude: 40.75508 Longitude: -73.977699

Employer Name/Employer Address	Graph	Count	Mean Wage	Median Wage	Lowest Wage	Highest Wage
CORINTHIAN CAPITAL GROUP, LLC, 366 MADISON AVENUE, NEW YORK, NY (https://www.google.com/maps/place/366%20MADISON%20AVENUE,NEW%20YORK,NY)	Graph	1	\$120,000.00	\$120,000.00	\$120,000.00	\$120,000.00
SENTRY CENTERS MANAGEMENT LLC, 366 MADISON AVENUE, NEW YORK, NY (https://www.google.com/maps/place/366%20MADISON%20AVENUE,NEW%20YORK,NY)	Graph	3	\$95,000.00	\$120,000.00	\$45,000.00	\$120,000.00
Totals	Graph	4	\$101,250.00	\$120,000.00	\$45,000.00	\$120,000.00

Employer Name/Worksite Address	Graph	Count	Mean Wage	Median Wage	Lowest Wage	Highest Wage
--------------------------------	-------	-------	-----------	-------------	-------------	--------------

Employer Name/Worksite Address	Graph	Count	Mean Wage	Median Wage	Lowest Wage	Highest Wage
SENTRY CENTERS MANAGEMENT LLC, 366 MADISON AVENUE, NEW YORK, NY (https://www.google.com/maps/place/366%20MADISON%20AVENUE,NEW%20YORK,NY)	Graph	4	\$101,250.00	\$120,000.00	\$45,000.00	\$120,000.00
Totals	Graph	4	\$101,250.00	\$120,000.00	\$45,000.00	\$120,000.00

Latitude: 40.75509 Longitude: -73.980838

Employer Name/Employer Address	Graph	Count	Mean Wage	Median Wage	Lowest Wage	Highest Wage
DRAGON CAPITAL SERVICES INC, 28 WEST 44TH STREET SUITE 1522, NEW YORK, NY (https://www.google.com/maps/place/28%20WEST%2044TH%20STREET%20SUITE%201522,NEW%20YORK,NY)	Graph	1	\$110,000.00	\$110,000.00	\$110,000.00	\$110,000.00
GFT USA, INC., 28 WEST 44TH STREET, NEW YORK, NY (https://www.google.com/maps/place/28%20WEST%2044TH%20STREET,NEW%20YORK,NY)	Graph	1	\$150,000.00	\$150,000.00	\$150,000.00	\$150,000.00
MILL HILL CAPITAL, LLC, 28 WEST 44TH STREET, NEW YORK, NY (https://www.google.com/maps/place/28%20WEST%2044TH%20STREET,NEW%20YORK,NY)	Graph	1	\$80,000.00	\$80,000.00	\$80,000.00	\$80,000.00
ADVENTION BUSINESS PARTNERS INC., 28 WEST 44TH STREET, NEW YORK, NY (https://www.google.com/maps/place/28%20WEST%2044TH%20STREET,NEW%20YORK,NY)	Graph	3	\$64,044.80	\$60,000.00	\$60,000.00	\$70,000.00
Totals	Graph	6	\$88,689.07	\$72,134.40	\$60,000.00	\$150,000.00

Employer Name/Worksite Address	Graph	Count	Mean Wage	Median Wage	Lowest Wage	Highest Wage
DRAGON CAPITAL SERVICES INC, 28 WEST 44TH STREET SUITE 1522, NEW YORK, NY (https://www.google.com/maps/place/28%20WEST%2044TH%20STREET%20SUITE%201522,NEW%20YORK,NY)	Graph	1	\$110,000.00	\$110,000.00	\$110,000.00	\$110,000.00
ADVENTION BUSINESS PARTNERS INC., 28 WEST 44TH STREET, NEW YORK, NY (https://www.google.com/maps/place/28%20WEST%2044TH%20STREET,NEW%20YORK,NY)	Graph	5	\$86,426.88	\$72,134.40	\$60,000.00	\$150,000.00
Totals	Graph	6	\$90,355.73	\$72,134.40	\$60,000.00	\$150,000.00

Latitude: 40.755093 Longitude: -73.980505

Employer Name/Employer Address	Graph	Count	Mean Wage	Median Wage	Lowest Wage	Highest Wage
ACTUS CONSULTING GROUP, INC., 19 WEST 44TH STREET SUITE 407, NEW YORK, NY (https://www.google.com/maps/place/19%20WEST%2044TH%20STREET%20SUITE%20407,NEW%20YORK,NY)	Graph	1	\$46,820.80	\$46,820.80	\$46,820.80	\$46,820.80
FORREST SOLUTIONS INC, 19 WEST 44TH STREET, 9TH FLOOR, NEW YORK, NY (https://www.google.com/maps/place/19%20WEST%2044TH%20STREET,%209TH%20FLOOR,NEW%20YORK,NY)	Graph	1	\$60,000.00	\$60,000.00	\$60,000.00	\$60,000.00
FORREST SOLUTIONS, INC., 19 WEST 44TH STREET, NEW YORK, NY (https://www.google.com/maps/place/19%20WEST%2044TH%20STREET,NEW%20YORK,NY)	Graph	1	\$60,000.00	\$60,000.00	\$60,000.00	\$60,000.00
YT RESOLUTION SERVICES LLC, 19 W. 44TH STREET, NEW YORK, NY (https://www.google.com/maps/place/19%20W.%2044TH%20STREET,NEW%20YORK,NY)	Graph	1	\$52,000.00	\$52,000.00	\$52,000.00	\$52,000.00
ENCLAVE CAPITAL LLC, 19 WEST 44TH STREET, NEW YORK, NY (https://www.google.com/maps/place/19%20WEST%2044TH%20STREET,NEW%20YORK,NY)	Graph	2	\$95,680.00	\$95,680.00	\$95,680.00	\$95,680.00
YT RESOLUTION SERVICES LLC, 19 WEST 44TH STREET, NEW YORK, NY (https://www.google.com/maps/place/19%20WEST%2044TH%20STREET,NEW%20YORK,NY)	Graph	2	\$93,337.50	\$46,675.00	\$46,675.00	\$140,000.00
ACTUS CONSULTING GROUP, INC., 19 W. 44TH STREET, SUITE 407, NEW YORK, NY (https://www.google.com/maps/place/19%20W.%2044TH%20STREET,%20SUITE%20407,NEW%20YORK,NY)	Graph	4	\$49,665.20	\$46,820.80	\$46,820.80	\$58,100.00
Totals	Graph	12	\$66,293.05	\$52,000.00	\$46,675.00	\$140,000.00

Employer Name/Worksite Address	Graph	Count	Mean Wage	Median Wage	Lowest Wage	Highest Wage
ACTUS CONSULTING GROUP, INC., 19 WEST 44TH STREET SUITE 407, NEW YORK, NY (https://www.google.com/maps/place/19%20WEST%2044TH%20STREET%20SUITE%20407,NEW%20YORK,NY)	Graph	1	\$46,820.80	\$46,820.80	\$46,820.80	\$46,820.80
FORREST SOLUTIONS INC, 19 WEST 44TH STREET, 9TH FLOOR, NEW YORK, NY (https://www.google.com/maps/place/19%20WEST%2044TH%20STREET,%209TH%20FLOOR,NEW%20YORK,NY)	Graph	1	\$60,000.00	\$60,000.00	\$60,000.00	\$60,000.00
YT RESOLUTION SERVICES LLC, 19 W. 44TH STREET, NEW YORK, NY (https://www.google.com/maps/place/19%20W.%2044TH%20STREET,NEW%20YORK,NY)	Graph	2	\$96,000.00	\$52,000.00	\$52,000.00	\$140,000.00

Employer Name/Worksite Address	Graph	Count	Mean Wage	Median Wage	Lowest Wage	Highest Wage
YT RESOLUTION SERVICES LLC, 19 WEST 44TH STREET, NEW YORK, NY (https://www.google.com/maps/place/19%20WEST%2044TH%20STREET,NEW%20YORK,NY)	Graph	3	\$79,345.00	\$95,680.00	\$46,675.00	\$95,680.00
ACTUS CONSULTING GROUP, INC., 19 W. 44TH STREET, SUITE 407, NEW YORK, NY (https://www.google.com/maps/place/19%20W.%2044TH%20STREET,%20SUITE%20407,NEW%20YORK,NY)	Graph	4	\$49,665.20	\$46,820.80	\$46,820.80	\$58,198.40
Totals	Graph	11	\$66,865.15	\$52,000.00	\$46,675.00	\$140,000.00

Latitude: 40.755097 Longitude: -73.990455

Employer Name/Employer Address	Graph	Count	Mean Wage	Median Wage	Lowest Wage	Highest Wage
EALYTEX GLOBAL INC, 275 W. 39TH ST, NEW YORK, NY (https://www.google.com/maps/place/275%20W.%2039TH%20ST,NEW%20YORK,NY)	Graph	1	\$58,198.40	\$58,198.40	\$58,198.40	\$58,198.40
Totals	Graph	1	\$58,198.40	\$58,198.40	\$58,198.40	\$58,198.40

Employer Name/Worksite Address	Graph	Count	Mean Wage	Median Wage	Lowest Wage	Highest Wage
EALYTEX GLOBAL INC, 275 W 39TH ST, NEW YORK, NY (https://www.google.com/maps/place/275%20W%2039TH%20ST,NEW%20YORK,NY)	Graph	1	\$58,198.40	\$58,198.40	\$58,198.40	\$58,198.40
IT CATALYST GLOBAL SOLUTIONS INC, 275 W. 39TH STREET, NEW YORK, NY (https://www.google.com/maps/place/275%20W.%2039TH%20STREET,NEW%20YORK,NY)	Graph	4	\$56,000.00	\$56,000.00	\$56,000.00	\$56,000.00
Totals	Graph	5	\$56,439.68	\$56,000.00	\$56,000.00	\$58,198.40

Latitude: 40.7551 Longitude: -73.970826

Employer Name/Employer Address	Graph	Count	Mean Wage	Median Wage	Lowest Wage	Highest Wage
EVEREST FOODS, INC., 217 EAST 49TH ST., NEW YORK, NY (https://www.google.com/maps/place/217%20EAST%2049TH%20ST.,NEW%20YORK,NY)	Graph	1	\$46,675.20	\$46,675.20	\$46,675.20	\$46,675.20
Totals	Graph	1	\$46,675.20	\$46,675.20	\$46,675.20	\$46,675.20

Employer Name/Worksite Address	Graph	Count	Mean Wage	Median Wage	Lowest Wage	Highest Wage
EVEREST FOODS, INC., 217 EAST 49TH ST., NEW YORK, NY (https://www.google.com/maps/place/217%20EAST%2049TH%20ST.,NEW%20YORK,NY)	Graph	1	\$46,675.20	\$46,675.20	\$46,675.20	\$46,675.20
Totals	Graph	1	\$46,675.20	\$46,675.20	\$46,675.20	\$46,675.20

Latitude: 40.755124 Longitude: -73.980492

Employer Name/Worksite Address	Graph	Count	Mean Wage	Median Wage	Lowest Wage	Highest Wage
ERNST & YOUNG U.S. LLP, 8 TIMES SQUARE, NEW YORK, NY (https://www.google.com/maps/place/8%20TIMES%20SQUARE,NEW%20YORK,NY)	Graph	1	\$135,000.00	\$135,000.00	\$135,000.00	\$135,000.00
Totals	Graph	1	\$135,000.00	\$135,000.00	\$135,000.00	\$135,000.00

Latitude: 40.755135 Longitude: -73.984981

Employer Name/Worksite Address	Graph	Count	Mean Wage	Median Wage	Lowest Wage	Highest Wage
HIGHGATE HOTELS LP, 136 WEST 42ND STREET, NEW YORK, NY (https://www.google.com/maps/place/136%20WEST%2042ND%20STREET,NEW%20YORK,NY)	Graph	1	\$92,000.00	\$92,000.00	\$92,000.00	\$92,000.00
Totals	Graph	1	\$92,000.00	\$92,000.00	\$92,000.00	\$92,000.00

Latitude: 40.755136 Longitude: -73.992475

Employer Name/Employer Address	Graph	Count	Mean Wage	Median Wage	Lowest Wage	Highest Wage
MIDTOWN SOUTH COMMUNITY COUNCIL INC., 331 WEST 38TH STREET, NEW YORK, NY (https://www.google.com/maps/place/331%20WEST%2038TH%20STREET,NEW%20YORK,NY)	Graph	1	\$64,480.00	\$64,480.00	\$64,480.00	\$64,480.00
Totals	Graph	1	\$64,480.00	\$64,480.00	\$64,480.00	\$64,480.00

Employer Name/Worksite Address	Graph	Count	Mean Wage	Median Wage	Lowest Wage	Highest Wage
MIDTOWN SOUTH COMMUNITY COUNCIL INC., 331 WEST 38TH STREET, NEW YORK, NY (https://www.google.com/maps/place/331%20WEST%2038TH%20STREET,NEW%20YORK,NY)	Graph	1	\$64,480.00	\$64,480.00	\$64,480.00	\$64,480.00
Totals	Graph	1	\$64,480.00	\$64,480.00	\$64,480.00	\$64,480.00

Latitude: 40.755177 Longitude: -73.924188

Employer Name/Employer Address	Graph	Count	Mean Wage	Median Wage	Lowest Wage	Highest Wage
AIK RENOVATION INC., 35-43 37TH STREET, LONG ISLAND CITY, NY (https://www.google.com/maps/place/35-43%2037TH%20STREET,LONG%20ISLAND%20CITY,NY)	Graph	1	\$62,171.20	\$62,171.20	\$62,171.20	\$62,171.20
Totals	Graph	1	\$62,171.20	\$62,171.20	\$62,171.20	\$62,171.20

Employer Name/Worksite Address	Graph	Count	Mean Wage	Median Wage	Lowest Wage	Highest Wage
AIK RENOVATION INC., 35-43 37TH STREET, LONG ISLAND CITY, NY (https://www.google.com/maps/place/35-43%2037TH%20STREET,LONG%20ISLAND%20CITY,NY)	Graph	1	\$62,171.20	\$62,171.20	\$62,171.20	\$62,171.20
Totals	Graph	1	\$62,171.20	\$62,171.20	\$62,171.20	\$62,171.20

Latitude: 40.755179 Longitude: -73.989074

Employer Name/Worksite Address	Graph	Count	Mean Wage	Median Wage	Lowest Wage	Highest Wage
AM RETAIL GROUP INC., 240 WEST 40TH STREET, NEW YORK, NY (https://www.google.com/maps/place/240%20WEST%2040TH%20STREET,NEW%20YORK,NY)	Graph	3	\$79,000.00	\$75,000.00	\$62,000.00	\$100,000.00
Totals	Graph	3	\$79,000.00	\$75,000.00	\$62,000.00	\$100,000.00

Latitude: 40.755186 Longitude: -73.991364

Employer Name/Employer Address	Graph	Count	Mean Wage	Median Wage	Lowest Wage	Highest Wage
ATLAS PRINT SOLUTIONS INC, 589 8TH AVENUE, NEW YORK, NY (https://www.google.com/maps/place/589%208TH%20AVENUE,NEW%20YORK,NY)	Graph	1	\$56,160.00	\$56,160.00	\$56,160.00	\$56,160.00
MARK CUNNINGHAM INC., 589 8TH AVENUE, 20TH FLOOR, NEW YORK, NY (https://www.google.com/maps/place/589%208TH%20AVENUE,%2020TH%20FLOOR,NEW%20YORK,NY)	Graph	1	\$40,000.00	\$40,000.00	\$40,000.00	\$40,000.00
Totals	Graph	2	\$48,080.00	\$40,000.00	\$40,000.00	\$56,160.00

Employer Name/Worksite Address	Graph	Count	Mean Wage	Median Wage	Lowest Wage	Highest Wage
ATLAS PRINT SOLUTIONS INC, 589 8TH AVENUE, NEW YORK, NY (https://www.google.com/maps/place/589%208TH%20AVENUE,NEW%20YORK,NY)	Graph	1	\$56,160.00	\$56,160.00	\$56,160.00	\$56,160.00
MARK CUNNINGHAM INC., 589 8TH AVENUE, 20TH FLOOR, NEW YORK, NY (https://www.google.com/maps/place/589%208TH%20AVENUE,%2020TH%20FLOOR,NEW%20YORK,NY)	Graph	1	\$40,000.00	\$40,000.00	\$40,000.00	\$40,000.00
Totals	Graph	2	\$48,080.00	\$40,000.00	\$40,000.00	\$56,160.00

Latitude: 40.755203 Longitude: -73.981107

Employer Name/Employer Address	Graph	Count	Mean Wage	Median Wage	Lowest Wage	Highest Wage
GEM WAVE INC., 36 WEST 44TH STREET, NEW YORK, NY (https://www.google.com/maps/place/36%20WEST%2044TH%20STREET,NEW%20YORK,NY)	Graph	1	\$48,000.00	\$48,000.00	\$48,000.00	\$48,000.00
PARAG DIAMOND, 36 WEST 44TH STREET, NEW YORK, NY (https://www.google.com/maps/place/36%20WEST%2044TH%20STREET,NEW%20YORK,NY)	Graph	1	\$60,000.00	\$60,000.00	\$60,000.00	\$60,000.00
COLOR JEWELS INC, 36 WEST 44TH STREET, NEW YORK, NY (https://www.google.com/maps/place/36%20WEST%2044TH%20STREET,NEW%20YORK,NY)	Graph	2	\$56,160.00	\$56,160.00	\$56,160.00	\$56,160.00
PRECIOUS COLORS INC., 36 WEST 44TH STREET, NEW YORK, NY (https://www.google.com/maps/place/36%20WEST%2044TH%20STREET,NEW%20YORK,NY)	Graph	2	\$54,880.80	\$46,800.00	\$46,800.00	\$62,961.60
Totals	Graph	6	\$55,013.60	\$56,160.00	\$46,800.00	\$62,961.60

Employer Name/Worksite Address	Graph	Count	Mean Wage	Median Wage	Lowest Wage	Highest Wage
PARAG DIAMOND, 36 WEST 44TH STREET, NEW YORK, NY (https://www.google.com/maps/place/36%20WEST%2044TH%20STREET,NEW%20YORK,NY)	Graph	6	\$55,013.60	\$56,160.00	\$46,800.00	\$62,961.60
Totals	Graph	6	\$55,013.60	\$56,160.00	\$46,800.00	\$62,961.60

Latitude: 40.755243 Longitude: -73.979267

Employer Name/Employer Address	Graph	Count	Mean Wage	Median Wage	Lowest Wage	Highest Wage
MARKET ORGANIZATION INC., 6 EAST 45TH STREET, 20TH FLOOR, NEW YORK, NY (https://www.google.com/maps/place/6%20EAST%2045TH%20STREET,%2020TH%20FLOOR,NEW%20YORK,NY)	Graph	1	\$72,363.00	\$72,363.00	\$72,363.00	\$72,363.00
VAISHALI DIAMOND CORP, 6 EAST 45TH ST, NEW YORK, NY (https://www.google.com/maps/place/6%20EAST%2045TH%20ST,NEW%20YORK,NY)	Graph	1	\$72,000.00	\$72,000.00	\$72,000.00	\$72,000.00
Totals	Graph	2	\$72,181.50	\$72,000.00	\$72,000.00	\$72,363.00

Employer Name/Worksite Address	Graph	Count	Mean Wage	Median Wage	Lowest Wage	Highest Wage
MARKET ORGANIZATION INC., 6 EAST 45TH STREET, 20TH FLOOR, NEW YORK, NY (https://www.google.com/maps/place/6%20EAST%2045TH%20STREET,%2020TH%20FLOOR,NEW%20YORK,NY)	Graph	1	\$72,363.00	\$72,363.00	\$72,363.00	\$72,363.00
VAISHALI DIAMOND CORP, 6 EAST 45TH ST SUITE 1107, NEW YORK, NY (https://www.google.com/maps/place/6%20EAST%2045TH%20ST%20SUITE%201107,NEW%20YORK,NY)	Graph	1	\$72,000.00	\$72,000.00	\$72,000.00	\$72,000.00
Totals	Graph	2	\$72,181.50	\$72,000.00	\$72,000.00	\$72,363.00

Latitude: 40.755248 Longitude: -73.928715

Employer Name/Employer Address	Graph	Count	Mean Wage	Median Wage	Lowest Wage	Highest Wage
AMERICAN MEDICAL ALERT CORP, 36-36 33RD STREET, SUITE 103, LONG ISLAND CITY, NY (https://www.google.com/maps/place/36-36%2033RD%20STREET,%20SUITE%20103,LONG%20ISLAND%20CITY,NY)	Graph	1	\$170,000.00	\$170,000.00	\$170,000.00	\$170,000.00
MERCHANT INDUSTRY, LLC, 36-36 33RD STREET, STE 306, LONG ISLAND CITY, NY (https://www.google.com/maps/place/36-36%2033RD%20STREET,%20STE%20306,LONG%20ISLAND%20CITY,NY)	Graph	1	\$55,765.00	\$55,765.00	\$55,765.00	\$55,765.00
THERAPEUTIC RESOURCES PHYSICAL, OCCUP, & SPEECH THERAPY SERVICES, LLP, 36-36 33RD STREET, LONG ISLAND CITY, NY (https://www.google.com/maps/place/36-36%2033RD%20STREET,LONG%20ISLAND%20CITY,NY)	Graph	5	\$80,704.00	\$74,880.00	\$74,880.00	\$104,000.00
Totals	Graph	7	\$89,897.86	\$74,880.00	\$55,765.00	\$170,000.00

Employer Name/Worksite Address	Graph	Count	Mean Wage	Median Wage	Lowest Wage	Highest Wage
MERCHANT INDUSTRY, LLC, 36-36 33RD STREET, STE 306, LONG ISLAND CITY, NY (https://www.google.com/maps/place/36-36%2033RD%20STREET,%20STE%20306,LONG%20ISLAND%20CITY,NY)	Graph	1	\$55,765.00	\$55,765.00	\$55,765.00	\$55,765.00

Employer Name/Worksite Address	Graph	Count	Mean Wage	Median Wage	Lowest Wage	Highest Wage
THERAPEUTIC RESOURCES PHYSICAL, OCCUP, & SPEECH THERAPY SERVICES, LLP, 36-36 33RD STREET, LONG ISLAND CITY, NY (https://www.google.com/maps/place/36-36%2033RD%20STREET, LONG%20ISLAND%20CITY, NY)	Graph	6	\$95,586.67	\$74,880.00	\$74,880.00	\$170,000.00
Totals	Graph	7	\$89,897.86	\$74,880.00	\$55,765.00	\$170,000.00

Latitude: 40.755258 Longitude: -73.992764

Employer Name/Worksite Address	Graph	Count	Mean Wage	Median Wage	Lowest Wage	Highest Wage
PIZZAROTTI IBC LLC, 341 W 38TH STREET, NEW YORK, NY (https://www.google.com/maps/place/341%20W%2038TH%20STREET, NEW%20YORK, NY)	Graph	1	\$76,169.60	\$76,169.60	\$76,169.60	\$76,169.60
PIZZAROTTI IBC LLC, 341 WEST 38TH STREET, NEW YORK, NY (https://www.google.com/maps/place/341%20WEST%2038TH%20STREET, NEW%20YORK, NY)	Graph	1	\$100,000.00	\$100,000.00	\$100,000.00	\$100,000.00
NATIONAL SCHOOL CLIMATE CENTER, 341 W 38TH ST., 9TH FLOOR, NEW YORK, NY (https://www.google.com/maps/place/341%20W%2038TH%20ST., %209TH%20FLOOR, NEW%20YORK, NY)	Graph	3	\$54,766.40	\$54,267.20	\$54,267.20	\$55,764.80
Totals	Graph	5	\$68,093.76	\$55,764.80	\$54,267.20	\$100,000.00

Employer Name/Worksite Address	Graph	Count	Mean Wage	Median Wage	Lowest Wage	Highest Wage
PIZZAROTTI IBC LLC, 341 W 38TH STREET, NEW YORK, NY (https://www.google.com/maps/place/341%20W%2038TH%20STREET, NEW%20YORK, NY)	Graph	1	\$76,169.60	\$76,169.60	\$76,169.60	\$76,169.60
PIZZAROTTI IBC LLC, 341 WEST 38TH STREET, NEW YORK, NY (https://www.google.com/maps/place/341%20WEST%2038TH%20STREET, NEW%20YORK, NY)	Graph	1	\$100,000.00	\$100,000.00	\$100,000.00	\$100,000.00
NATIONAL SCHOOL CLIMATE CENTER, 341 W 38TH ST., 9TH FLOOR, NEW YORK, NY (https://www.google.com/maps/place/341%20W%2038TH%20ST., %209TH%20FLOOR, NEW%20YORK, NY)	Graph	3	\$54,766.40	\$54,267.20	\$54,267.20	\$55,764.80
Totals	Graph	5	\$68,093.76	\$55,764.80	\$54,267.20	\$100,000.00

Latitude: 40.755258 Longitude: -73.978963

Employer Name/Worksite Address	Graph	Count	Mean Wage	Median Wage	Lowest Wage	Highest Wage
CREDIT SPECTRUM CORP., 9 EAST 45TH STREET, NEW YORK, NY (https://www.google.com/maps/place/9%20EAST%2045TH%20STREET, NEW%20YORK, NY)	Graph	3	\$56,000.00	\$54,000.00	\$54,000.00	\$60,000.00
Totals	Graph	3	\$56,000.00	\$54,000.00	\$54,000.00	\$60,000.00

Employer Name/Worksite Address	Graph	Count	Mean Wage	Median Wage	Lowest Wage	Highest Wage
CREDIT SPECTRUM CORP., 9 EAST 45TH STREET, NEW YORK, NY (https://www.google.com/maps/place/9%20EAST%2045TH%20STREET, NEW%20YORK, NY)	Graph	3	\$56,000.00	\$54,000.00	\$54,000.00	\$60,000.00
Totals	Graph	3	\$56,000.00	\$54,000.00	\$54,000.00	\$60,000.00

Latitude: 40.755273 Longitude: -73.974315

Employer Name/Worksite Address	Graph	Count	Mean Wage	Median Wage	Lowest Wage	Highest Wage
ANZ BANKING GROUP LIMITED, 277 PARK AVE FLOOR 31, NEW YORK, NY (https://www.google.com/maps/place/277%20PARK%20AVE%20FLOOR%2031, NEW%20YORK, NY)	Graph	1	\$136,400.00	\$136,400.00	\$136,400.00	\$136,400.00
JPMORGAN CHASE & CO., 277 PARK AVENUE FLOOR 02, NEW YORK, NY (https://www.google.com/maps/place/277%20PARK%20AVENUE%20FLOOR%2002, NEW%20YORK, NY)	Graph	1	\$150,000.00	\$150,000.00	\$150,000.00	\$150,000.00
JPMORGAN CHASE & CO., 383 MADISON AVENUE, NEW YORK, NY (https://www.google.com/maps/place/383%20MADISON%20AVENUE, NEW%20YORK, NY)	Graph	2	\$76,500.00	\$68,000.00	\$68,000.00	\$85,000.00
JPMORGAN CHASE & CO., 277 PARK AVENUE, NEW YORK, NY (https://www.google.com/maps/place/277%20PARK%20AVENUE, NEW%20YORK, NY)	Graph	4	\$103,750.00	\$90,000.00	\$80,000.00	\$130,000.00
Totals	Graph	8	\$106,800.00	\$90,000.00	\$68,000.00	\$150,000.00

Latitude: 40.755288 Longitude: -73.981309

Employer Name/Employer Address	Graph	Count	Mean Wage	Median Wage	Lowest Wage	Highest Wage
ASSOCIATION OF THE BAR OF THE CITY OF NEW YORK FUND INC., 42 WEST 44TH STREET, NEW YORK, NY (https://www.google.com/maps/place/42%20WEST%2044TH%20STREET,NEW%20YORK,NY)	Graph	1	\$61,547.00	\$61,547.00	\$61,547.00	\$61,547.00
Totals	Graph	1	\$61,547.00	\$61,547.00	\$61,547.00	\$61,547.00

Employer Name/Worksite Address	Graph	Count	Mean Wage	Median Wage	Lowest Wage	Highest Wage
ASSOCIATION OF THE BAR OF THE CITY OF NEW YORK FUND INC., 42 WEST 44TH STREET, NEW YORK, NY (https://www.google.com/maps/place/42%20WEST%2044TH%20STREET,NEW%20YORK,NY)	Graph	1	\$61,547.00	\$61,547.00	\$61,547.00	\$61,547.00
Totals	Graph	1	\$61,547.00	\$61,547.00	\$61,547.00	\$61,547.00

Latitude: 40.755298 Longitude: -73.973154

Employer Name/Employer Address	Graph	Count	Mean Wage	Median Wage	Lowest Wage	Highest Wage
ROGER SMITH HOTEL, 501 LEXINGTON AVENUE, NEW YORK, NY (https://www.google.com/maps/place/501%20LEXINGTON%20AVENUE,NEW%20YORK,NY)	Graph	1	\$70,000.00	\$70,000.00	\$70,000.00	\$70,000.00
Totals	Graph	1	\$70,000.00	\$70,000.00	\$70,000.00	\$70,000.00

Employer Name/Worksite Address	Graph	Count	Mean Wage	Median Wage	Lowest Wage	Highest Wage
ROGER SMITH HOTEL, 501 LEXINGTON AVENUE, NEW YORK, NY (https://www.google.com/maps/place/501%20LEXINGTON%20AVENUE,NEW%20YORK,NY)	Graph	1	\$70,000.00	\$70,000.00	\$70,000.00	\$70,000.00
Totals	Graph	1	\$70,000.00	\$70,000.00	\$70,000.00	\$70,000.00

Latitude: 40.755302 Longitude: -73.989364

Employer Name/Employer Address	Graph	Count	Mean Wage	Median Wage	Lowest Wage	Highest Wage
BRADLEE INTERNATIONAL LTD., 250 WEST 40TH ST., NEW YORK, NY (https://www.google.com/maps/place/250%20WEST%2040TH%20ST.,NEW%20YORK,NY)	Graph	1	\$47,840.00	\$47,840.00	\$47,840.00	\$47,840.00
Totals	Graph	1	\$47,840.00	\$47,840.00	\$47,840.00	\$47,840.00

Employer Name/Worksite Address	Graph	Count	Mean Wage	Median Wage	Lowest Wage	Highest Wage
BRADLEE INTERNATIONAL LTD., 250 WEST 40TH ST., NEW YORK, NY (https://www.google.com/maps/place/250%20WEST%2040TH%20ST.,NEW%20YORK,NY)	Graph	1	\$47,840.00	\$47,840.00	\$47,840.00	\$47,840.00
Totals	Graph	1	\$47,840.00	\$47,840.00	\$47,840.00	\$47,840.00

Latitude: 40.755322 Longitude: -73.98389

Employer Name/Employer Address	Graph	Count	Mean Wage	Median Wage	Lowest Wage	Highest Wage
MACRO ADVISORY PARTNERS LLC, ONE BRYANT PARK, NEW YORK, NY (https://www.google.com/maps/place/ONE%20BRYANT%20PARK,NEW%20YORK,NY)	Graph	1	\$60,000.00	\$60,000.00	\$60,000.00	\$60,000.00
MARATHON ASSET MANAGEMENT LP, 1 BRYANT PARK, 38TH FLOOR, NEW YORK, NY (https://www.google.com/maps/place/1%20BRYANT%20PARK,%2038TH%20FLOOR,NEW%20YORK,NY)	Graph	1	\$100,000.00	\$100,000.00	\$100,000.00	\$100,000.00
SRS INVESTMENT MANAGEMENT, LLC, ONE BRYANT PARK, 39TH FLOOR, NEW YORK, NY (https://www.google.com/maps/place/ONE%20BRYANT%20PARK,%2039TH%20FLOOR,NEW%20YORK,NY)	Graph	1	\$350,000.00	\$350,000.00	\$350,000.00	\$350,000.00
SRS INVESTMENT MANAGEMENT, LLC, ONE BRYANT PARK, NEW YORK, NY (https://www.google.com/maps/place/ONE%20BRYANT%20PARK,NEW%20YORK,NY)	Graph	1	\$90,000.00	\$90,000.00	\$90,000.00	\$90,000.00

Employer Name/Employer Address	Graph	Count	Mean Wage	Median Wage	Lowest Wage	Highest Wage
LIGHT SKY MACRO LP, ONE BRYANT PARK, NEW YORK, NY (https://www.google.com/maps/place/ONE%20BRYANT%20PARK,NEW%20YORK,NY)	Graph	2	\$200,000.00	\$200,000.00	\$200,000.00	\$200,000.00
MANIKAY PARTNERS, LLC, 1 BRYANT PARK, NEW YORK, NY (https://www.google.com/maps/place/1%20BRYANT%20PARK,NEW%20YORK,NY)	Graph	2	\$187,500.00	\$175,000.00	\$175,000.00	\$200,000.00
Totals	Graph	8	\$171,875.00	\$175,000.00	\$60,000.00	\$350,000.00

Employer Name/Worksite Address	Graph	Count	Mean Wage	Median Wage	Lowest Wage	Highest Wage
SRS INVESTMENT MANAGEMENT, LLC, ONE BRYANT PARK, 39TH FLOOR, NEW YORK, NY (https://www.google.com/maps/place/ONE%20BRYANT%20PARK,%2039TH%20FLOOR,NEW%20YORK,NY)	Graph	1	\$350,000.00	\$350,000.00	\$350,000.00	\$350,000.00
MITCHELL/MARTIN, INC., BANK OF AMERICA, NEW YORK, NY (https://www.google.com/maps/place/BANK%20OF%20AMERICA,NEW%20YORK,NY)	Graph	2	\$135,998.50	\$131,997.00	\$131,997.00	\$140,000.00
MANIKAY PARTNERS, LLC, 1 BRYANT PARK, NEW YORK, NY (https://www.google.com/maps/place/1%20BRYANT%20PARK,NEW%20YORK,NY)	Graph	22	\$85,950.00	\$75,795.00	\$75,795.00	\$200,000.00
BANK OF AMERICA N.A., ONE BRYANT PARK, NEW YORK, NY (https://www.google.com/maps/place/ONE%20BRYANT%20PARK,NEW%20YORK,NY)	Graph	396	\$123,316.55	\$111,500.00	\$60,000.00	\$400,000.00
Totals	Graph	421	\$121,962.59	\$110,000.00	\$60,000.00	\$400,000.00

Latitude: 40.755326 Longitude: -73.991304

Employer Name/Employer Address	Graph	Count	Mean Wage	Median Wage	Lowest Wage	Highest Wage
LATIN AMERICAN VENTURE CAPITAL ASSOCIATION, 589 EIGHTH AVENUE, NEW YORK, NY (https://www.google.com/maps/place/589%20EIGHTH%20AVENUE,NEW%20YORK,NY)	Graph	1	\$80,000.00	\$80,000.00	\$80,000.00	\$80,000.00
Totals	Graph	1	\$80,000.00	\$80,000.00	\$80,000.00	\$80,000.00

Employer Name/Worksite Address	Graph	Count	Mean Wage	Median Wage	Lowest Wage	Highest Wage
LATIN AMERICAN VENTURE CAPITAL ASSOCIATION, 589 EIGHTH AVENUE, NEW YORK, NY (https://www.google.com/maps/place/589%20EIGHTH%20AVENUE,NEW%20YORK,NY)	Graph	1	\$80,000.00	\$80,000.00	\$80,000.00	\$80,000.00
Totals	Graph	1	\$80,000.00	\$80,000.00	\$80,000.00	\$80,000.00

Latitude: 40.755326 Longitude: -73.971202

Employer Name/Employer Address	Graph	Count	Mean Wage	Median Wage	Lowest Wage	Highest Wage
COHEN & GRESSER LLP, 800 THIRD AVE, NEW YORK, NY (https://www.google.com/maps/place/800%20THIRD%20AVE,NEW%20YORK,NY)	Graph	1	\$46,350.00	\$46,350.00	\$46,350.00	\$46,350.00
GILI GIBLI LAW FIRM PLLC, 800 THIRD AVENUE, NEW YORK, NY (https://www.google.com/maps/place/800%20THIRD%20AVENUE,NEW%20YORK,NY)	Graph	1	\$81,120.00	\$81,120.00	\$81,120.00	\$81,120.00
PONTOS AQUA HOLDINGS LLC, 800 3RD AVENUE, NEW YORK, NY (https://www.google.com/maps/place/800%203RD%20AVENUE,NEW%20YORK,NY)	Graph	1	\$86,000.00	\$86,000.00	\$86,000.00	\$86,000.00
RED APPLE MANAGEMENT, 800 THIRD AVENUE, NEW YORK, NY (https://www.google.com/maps/place/800%20THIRD%20AVENUE,NEW%20YORK,NY)	Graph	1	\$85,000.00	\$85,000.00	\$85,000.00	\$85,000.00
ROONEY NIMMO PC, 800 THIRD AVENUE, NEW YORK, NY (https://www.google.com/maps/place/800%20THIRD%20AVENUE,NEW%20YORK,NY)	Graph	1	\$90,000.00	\$90,000.00	\$90,000.00	\$90,000.00
TORINO CAPITAL LLC, 800 THIRD AVENUE, NEW YORK, NY (https://www.google.com/maps/place/800%20THIRD%20AVENUE,NEW%20YORK,NY)	Graph	1	\$61,277.00	\$61,277.00	\$61,277.00	\$61,277.00
RENAISSANCE TECHNOLOGIES LLC, 800 THIRD AVENUE, NEW YORK, NY (https://www.google.com/maps/place/800%20THIRD%20AVENUE,NEW%20YORK,NY)	Graph	3	\$140,000.00	\$125,000.00	\$100,000.00	\$195,000.00
GLIMPSE GROUP INC., 800 THIRD AVENUE, NEW YORK, NY (https://www.google.com/maps/place/800%20THIRD%20AVENUE,NEW%20YORK,NY)	Graph	4	\$84,300.00	\$75,600.00	\$75,600.00	\$96,000.00
KOBRE & KIM LLP, 800 THIRD AVENUE, NEW YORK, NY (https://www.google.com/maps/place/800%20THIRD%20AVENUE,NEW%20YORK,NY)	Graph	4	\$145,000.00	\$70,000.00	\$70,000.00	\$260,000.00

Employer Name/Employer Address	Graph	Count	Mean Wage	Median Wage	Lowest Wage	Highest Wage
Totals	Graph	17	\$105,114.53	\$86,000.00	\$46,350.00	\$260,000.00

Employer Name/Worksite Address	Graph	Count	Mean Wage	Median Wage	Lowest Wage	Highest Wage
PONTOS AQUA HOLDINGS LLC, 800 3RD AVENUE, NEW YORK, NY (https://www.google.com/maps/place/800%203RD%20AVENUE,NEW%20YORK,NY)	Graph	1	\$86,000.00	\$86,000.00	\$86,000.00	\$86,000.00
TORINO CAPITAL LLC, 800 THIRD AVENUE, NEW YORK CITY, NY (https://www.google.com/maps/place/800%20THIRD%20AVENUE,NEW%20YORK%20CITY,NY)	Graph	1	\$61,277.00	\$61,277.00	\$61,277.00	\$61,277.00
KOBRE & KIM LLP, 800 THIRD AVE., NEW YORK, NY (https://www.google.com/maps/place/800%20THIRD%20AVE.,NEW%20YORK,NY)	Graph	2	\$70,000.00	\$70,000.00	\$70,000.00	\$70,000.00
GLIMPSE GROUP INC., 800 THIRD AVENUE, NEW YORK, NY (https://www.google.com/maps/place/800%20THIRD%20AVENUE,NEW%20YORK,NY)	Graph	10	\$111,444.00	\$85,000.00	\$75,600.00	\$260,000.00
Totals	Graph	14	\$100,122.64	\$81,120.00	\$61,277.00	\$260,000.00

Latitude: 40.75533 Longitude: -73.983842

Employer Name/Worksite Address	Graph	Count	Mean Wage	Median Wage	Lowest Wage	Highest Wage
MERRILL LYNCH, 1111 AVENUE OF THE AMERICAS, NEW YORK, NY (https://www.google.com/maps/place/1111%20AVENUE%20OF%20THE%20AMERICAS,NEW%20YORK,NY)	Graph	2	\$400,000.00	\$400,000.00	\$400,000.00	\$400,000.00
Totals	Graph	2	\$400,000.00	\$400,000.00	\$400,000.00	\$400,000.00

Latitude: 40.755332 Longitude: -73.99314

Employer Name/Employer Address	Graph	Count	Mean Wage	Median Wage	Lowest Wage
1100 ARCHITECT, P.C., 475 10TH AVE FL 10, NEW YORK, NY (https://www.google.com/maps/place/475%2010TH%20AVE%20FL%2010,NEW%20YORK,NY)	Graph	1	\$60,000.00	\$60,000.00	\$60,000.00
AAE EXPRESS (DOWNTOWN) CORP., 22 W. 32ND STREET, SUITE 1201, NEW YORK, NY (https://www.google.com/maps/place/22%20W.%2032ND%20STREET,%20SUITE%201201,NEW%20YORK,NY)	Graph	1	\$55,764.80	\$55,764.80	\$55,764.80
ABLETO INC., 320 WEST 37TH STREET, 7F, NEW YORK, NY (https://www.google.com/maps/place/320%20WEST%2037TH%20STREET,%207F,NEW%20YORK,NY)	Graph	1	\$80,000.00	\$80,000.00	\$80,000.00
BANK OF CHINA, 1045 AVENUE OF AMERICAS, NEW YORK, NY (https://www.google.com/maps/place/1045%20AVENUE%20OF%20AMERICAS,NEW%20YORK,NY)	Graph	1	\$60,000.00	\$60,000.00	\$60,000.00
CEREBRAL PALSY ALLIANCE RESEARCH FOUNDATION INC, 404 5TH AVENUE, LEVEL 3, NEW YORK, NY (https://www.google.com/maps/place/404%205TH%20AVENUE,%20LEVEL%203,NEW%20YORK,NY)	Graph	1	\$89,131.79	\$89,131.79	\$89,131.79
CHINAMINE USA INC, 214 WEST 39TH ATREET, NEW YORK, NY (https://www.google.com/maps/place/214%20WEST%2039TH%20ATREET,NEW%20YORK,NY)	Graph	1	\$46,675.00	\$46,675.00	\$46,675.00
COMETRICS PARTNERS, LLC, 1411 BROADWAY, 9TH FL, NEW YORK, NY (https://www.google.com/maps/place/1411%20BROADWAY,%209TH%20FL,NEW%20YORK,NY)	Graph	1	\$62,961.60	\$62,961.60	\$62,961.60
ECHOING GREEN, 462 SEVENTH AVENUE, 13TH FL, NEW YORK, NY (https://www.google.com/maps/place/462%20SEVENTH%20AVENUE,%2013TH%20FL,NEW%20YORK,NY)	Graph	1	\$72,000.00	\$72,000.00	\$72,000.00
HEITLER HOUSTOUN ARCHITECTS PC, 15 WEST 36TH STREET, PH, NEW YORK, NY (https://www.google.com/maps/place/15%20WEST%2036TH%20STREET,%20PH,NEW%20YORK,NY)	Graph	1	\$58,800.00	\$58,800.00	\$58,800.00
I WORLD LLC, 65 WEST 36TH, NEW YORK, NY (https://www.google.com/maps/place/65%20WEST%2036TH,NEW%20YORK,NY)	Graph	1	\$60,000.00	\$60,000.00	\$60,000.00
LATIN MARKETS BRAZIL, LLC, 10 W 37TH ST, 7TH FL, NEW YORK, NY (https://www.google.com/maps/place/10%20W%2037TH%20ST,%207TH%20FL,NEW%20YORK,NY)	Graph	1	\$130,000.00	\$130,000.00	\$130,000.00
LIVIDINI & CO., 264 WEST 40TH STREET PH, NEW YORK, NY (https://www.google.com/maps/place/264%20WEST%2040TH%20STREET%20PH,NEW%20YORK,NY)	Graph	1	\$46,675.00	\$46,675.00	\$46,675.00
MALIBU ENTERTAINMENT, INC., 1411 BROADWAY, 39TH FL, NEW YORK, NY (https://www.google.com/maps/place/1411%20BROADWAY,%2039TH%20FL,NEW%20YORK,NY)	Graph	1	\$50,000.00	\$50,000.00	\$50,000.00
MDKD ASSOCIATES, INC., 23 VERNON ROAD, COPAKE, NY (https://www.google.com/maps/place/23%20VERNON%20ROAD,COPAKE,NY)	Graph	1	\$50,000.00	\$50,000.00	\$50,000.00

Employer Name/Employer Address	Graph	Count	Mean Wage	Median Wage	Lowest Wage
NELSON MADDEN BLACK LLP, 5 BRYANT PARK, NEW YORK, NY (https://www.google.com/maps/place/5%20BRYANT%20PARK,NEW%20YORK,NY)	Graph	1	\$105,000.00	\$105,000.00	\$105,000.00
NEW LEAF LITERARY & MEDIA, INC., 110 WEST 40TH STREET, NEW YORK, NY (https://www.google.com/maps/place/110%20WEST%2040TH%20STREET,NEW%20YORK,NY)	Graph	1	\$42,900.00	\$42,900.00	\$42,900.00
O'NEIL LANGAN ARCHITECTS PC, 15 WEST 37TH, NEW YORK, NY (https://www.google.com/maps/place/15%20WEST%2037TH,NEW%20YORK,NY)	Graph	1	\$42,765.00	\$42,765.00	\$42,765.00
O'NEIL LANGAN ARCHITECTS, PC., 15 WEST 37 STREET, NEW YORK, NY (https://www.google.com/maps/place/15%20WEST%2037%20STREET,NEW%20YORK,NY)	Graph	1	\$54,163.00	\$54,163.00	\$54,163.00
TAPINATOR, INC., 110 WEST 40 STREET, NEW YORK, NY (https://www.google.com/maps/place/110%20WEST%2040%20STREET,NEW%20YORK,NY)	Graph	1	\$91,520.00	\$91,520.00	\$91,520.00
THE LEVY GROUP INC, 1333 BROADWAY, 9TH FL, NEW YORK, NY (https://www.google.com/maps/place/1333%20BROADWAY,%209TH%20FL,NEW%20YORK,NY)	Graph	1	\$125,000.00	\$125,000.00	\$125,000.00
THE WORKING ASSEMBLY, 123 4TH AVE, 4TH FLOOR, NEW YORK, NY (https://www.google.com/maps/place/123%204TH%20AVE,%204TH%20FLOOR,NEW%20YORK,NY)	Graph	1	\$50,000.00	\$50,000.00	\$50,000.00
UNIVERSAL PROCESSING LLC, 60 W 38TH STREET, 2ND FL, NEW YORK, NY (https://www.google.com/maps/place/60%20W%2038TH%20STREET,%202ND%20FL,NEW%20YORK,NY)	Graph	1	\$54,163.20	\$54,163.20	\$54,163.20
AMEREX GROUP LLC., 512 7TH AVE. 9TH FL., NEW YORK, NY (https://www.google.com/maps/place/512%207TH%20AVE.%209TH%20FL.,NEW%20YORK,NY)	Graph	2	\$51,000.00	\$51,000.00	\$51,000.00
CUSTODIO CONSULTING LLC, 20 WEST 28TH STREET, NEW YORK, NY (https://www.google.com/maps/place/20%20WEST%2028TH%20STREET,NEW%20YORK,NY)	Graph	2	\$45,000.00	\$45,000.00	\$45,000.00
OPT.INTELLIGENCE INCORPORATED, 37 WEST 37 STREET, NEW YORK, NY (https://www.google.com/maps/place/37%20WEST%2037%20STREET,NEW%20YORK,NY)	Graph	2	\$77,882.50	\$55,765.00	\$55,765.00
SYNERGY TRADING INC., 1370 BROADWAY 5TH FLOOR, SUITE 590, NEW YORK, NY (https://www.google.com/maps/place/1370%20BROADWAY%205TH%20FLOOR,%20SUITE%20590,NEW%20YORK,NY)	Graph	2	\$72,363.20	\$72,363.20	\$72,363.20
UNJK CONSULTING INC., 580 8TH AVE., 5TH FL., NEW YORK, NY (https://www.google.com/maps/place/580%208TH%20AVE.,%205TH%20FL.,NEW%20YORK,NY)	Graph	2	\$43,680.00	\$43,680.00	\$43,680.00
7THONLINE INC., 24 WEST 40 ST, 11TH FL, NEW YORK, NY (https://www.google.com/maps/place/24%20WEST%2040%20ST,%2011TH%20FL,NEW%20YORK,NY)	Graph	3	\$58,000.00	\$60,000.00	\$54,000.00
BEAUTY DEPOT NEW YORK INC, 1441 BROADWAY 6TH FL, NEW YORK, NY (https://www.google.com/maps/place/1441%20BROADWAY%206TH%20FL,NEW%20YORK,NY)	Graph	3	\$49,705.07	\$46,675.20	\$46,675.20
INTERZAN, LLC., 530 7TH AVE. 22ND FL. SUITE 2201, NEW YORK, NY (https://www.google.com/maps/place/530%207TH%20AVE.%2022ND%20FL.%20SUITE%202201,NEW%20YORK,NY)	Graph	3	\$48,531.20	\$48,796.80	\$48,000.00
JR JEWELRY US LLC, 70 WEST 36TH STREET 6TH FL, NEW YORK, NY (https://www.google.com/maps/place/70%20WEST%2036TH%20STREET%206TH%20FL,NEW%20YORK,NY)	Graph	3	\$46,666.67	\$47,500.00	\$45,000.00
MARKITSERV, LLC, MARKIT, 620 8TH AVENUE, NEW YORK, NY (https://www.google.com/maps/place/MARKIT,%20620%208TH%20AVENUE,NEW%20YORK,NY)	Graph	3	\$118,269.00	\$111,405.00	\$111,405.00
SCHIRESON ASSOCIATES LLC, 5 BRYANT PARK, NEW YORK, NY (https://www.google.com/maps/place/5%20BRYANT%20PARK,NEW%20YORK,NY)	Graph	3	\$133,333.33	\$130,000.00	\$100,000.00
SELFHELP COMMUNITY SERVICES, INC., 520 EIGHTH AVENUE, 5TH FL, NEW YORK, NY (https://www.google.com/maps/place/520%20EIGHTH%20AVENUE,%205TH%20FL,NEW%20YORK,NY)	Graph	3	\$50,450.14	\$50,450.14	\$50,450.14
GR PRECIOUS COLOR INC, 70 WEST 36TH STREET 6TH FL, NEW YORK, NY (https://www.google.com/maps/place/70%20WEST%2036TH%20STREET%206TH%20FL,NEW%20YORK,NY)	Graph	4	\$50,250.00	\$48,000.00	\$45,000.00
PLACEIQ INC., 5 BRYANT PARK, NEW YORK, NY (https://www.google.com/maps/place/5%20BRYANT%20PARK,NEW%20YORK,NY)	Graph	4	\$146,300.00	\$120,000.00	\$120,000.00
SHARP DECISIONS, INC., 1040 AVENUE OF AMERICAS, 17TH FLOOR, NEW YORK, NY (https://www.google.com/maps/place/1040%20AVENUE%20OF%20AMERICAS,%2017TH%20FLOOR,NEW%20YORK,NY)	Graph	4	\$136,640.00	\$115,000.00	\$105,000.00
SHRINIVAS ELLIOT AND EDAY LLP, 505, EIGHTH AVENUE, NEW YORK, NY (https://www.google.com/maps/place/505,%20EIGHTH%20AVENUE,NEW%20YORK,NY)	Graph	4	\$65,967.50	\$55,765.00	\$55,765.00
MARTIN FLYER JEWELRY LLC, 70 WEST 36TH STREET 6TH FL, NEW YORK, NY (https://www.google.com/maps/place/70%20WEST%2036TH%20STREET%206TH%20FL,NEW%20YORK,NY)	Graph	6	\$48,416.67	\$48,000.00	\$47,000.00
Totals	Graph	75	\$72,924.89	\$55,764.80	\$42,765.00

Employer Name/Worksite Address	Graph	Count	Mean Wage	Median Wage
1100 ARCHITECT, P.C., 475 10TH AVE FL 10, NEW YORK, NY (https://www.google.com/maps/place/475%2010TH%20AVE%20FL%2010,NEW%20YORK,NY)	Graph	1	\$60,000.00	\$60,000.00

Employer Name/Worksite Address	Graph	Count	Mean Wage	Me
209 GROUP INC., 209 WEST 38TH AVE., SUITE 401, NEW YORK, NY (https://www.google.com/maps/place/209%20WEST%2038TH%20AVE.,%20SUITE%20401,NEW%20YORK,NY)	Graph	1	\$46,675.00	\$46,
AAE EXPRESS (DOWNTOWN) CORP., 22 W. 32ND STREET, SUITE 1201, NEW YORK, NY (https://www.google.com/maps/place/22%20W.%2032ND%20STREET,%20SUITE%201201,NEW%20YORK,NY)	Graph	1	\$55,764.80	\$55,
ABLETO INC., 320 WEST 37TH STREET, 7F, NEW YORK, NY (https://www.google.com/maps/place/320%20WEST%2037TH%20STREET,%207F,NEW%20YORK,NY)	Graph	1	\$80,000.00	\$80,
AETNA LIFE INSURANCE COMPANY, AETNA LIFE INSURANCE COMPANY, NEW YORK, NY (https://www.google.com/maps/place/AETNA%20LIFE%20INSURANCE%20COMPANY,NEW%20YORK,NY)	Graph	1	\$110,000.00	\$110
ATLAS ENVIRONMENTAL LAB, CORP, 255 WEST 36TH STREET, SUITE 1503, NEW YORK, NY (https://www.google.com/maps/place/255%20WEST%2036TH%20STREET,%20SUITE%201503,NEW%20YORK,NY)	Graph	1	\$75,000.00	\$75,
BEENVERIFIED, INC., 48 WEST 38TH STREET, NEW YORK, NY (https://www.google.com/maps/place/48%20WEST%2038TH%20STREET,NEW%20YORK,NY)	Graph	1	\$65,000.00	\$65,
BIZ2CREDIT, BIZ@CREDIT, NEW YORK, NY (https://www.google.com/maps/place/BIZ@CREDIT,NEW%20YORK,NY)	Graph	1	\$80,000.00	\$80,
CEREBRAL PALSY ALLIANCE RESEARCH FOUNDATION INC, 404 5TH AVENUE, LEVEL 3, NEW YORK, NY (https://www.google.com/maps/place/404%205TH%20AVENUE,%20LEVEL%203,NEW%20YORK,NY)	Graph	1	\$89,131.79	\$89,
CEREBRAL PALSY ALLIANCE RESEARCH FOUNDATION, 404 5TH AVE, NEW YORK, NY (https://www.google.com/maps/place/404%205TH%20AVE,NEW%20YORK,NY)	Graph	1	\$174,183.00	\$174
COMETRICS PARTNERS, LLC, 1411 BROADWAY, 9TH FL, NEW YORK, NY (https://www.google.com/maps/place/1411%20BROADWAY,%209TH%20FL,NEW%20YORK,NY)	Graph	1	\$62,961.60	\$62,
CUSHNIE ET OCHS, 251 WEST 39TH, NEW YORK, NY (https://www.google.com/maps/place/251%20WEST%2039TH,NEW%20YORK,NY)	Graph	1	\$97,500.00	\$97,
DAVID PEYSER SPORTSWEAR INC., 4 BRYANT PARK, NEW YORK, NY (https://www.google.com/maps/place/4%20BRYANT%20PARK,NEW%20YORK,NY)	Graph	1	\$75,000.00	\$75,
DELIVERY.COM, DELIVERY.COM, NEW YORK, NY (https://www.google.com/maps/place/DELIVERY.COM,NEW%20YORK,NY)	Graph	1	\$105,000.00	\$105
DTDC EXPRESS INC., DTDC EXPRESS, INC., NEW YORK, NY (https://www.google.com/maps/place/DTDC%20EXPRESS,%20INC.,NEW%20YORK,NY)	Graph	1	\$52,749.00	\$52,
ECHOING GREEN, 462 SEVENTH AVENUE, 13TH FL, NEW YORK, NY (https://www.google.com/maps/place/462%20SEVENTH%20AVENUE,%2013TH%20FL,NEW%20YORK,NY)	Graph	1	\$72,000.00	\$72,
ERWIN PENLAND LLC, 104 WEST 40TH, NEW YORK, NY (https://www.google.com/maps/place/104%20WEST%2040TH,NEW%20YORK,NY)	Graph	1	\$85,000.00	\$85,
FF ASSET MANAGEMENT, LLC, LEVEL 3, 989 AVENUE OF THE AMERICAS, NEW YORK, NY (https://www.google.com/maps/place/LEVEL%203,%20989%20AVENUE%20OF%20THE%20AMERICAS,NEW%20YORK,NY)	Graph	1	\$66,000.00	\$66,
FIX FLYER LLC, FIX FLYER LLC, NEW YORK, NY (https://www.google.com/maps/place/FIX%20FLYER%20LLC,NEW%20YORK,NY)	Graph	1	\$114,558.00	\$114
FRIENDLY CONSULTANTS, INC., 1040 AVENUE OF AMERICAS, NEW YORK, NY (https://www.google.com/maps/place/1040%20AVENUE%20OF%20AMERICAS,NEW%20YORK,NY)	Graph	1	\$85,000.00	\$85,
GENEVA WORLDWIDE, INC., 256 W 38TH STREET, NEW YORK, NY (https://www.google.com/maps/place/256%20W%2038TH%20STREET,NEW%20YORK,NY)	Graph	1	\$32,000.28	\$32,
GROUP JS INTERNATIONAL LTD., 1412 BROADWAY, SUITE: 1200, NEW YORK, NY (https://www.google.com/maps/place/1412%20BROADWAY,%20SUITE:%201200,NEW%20YORK,NY)	Graph	1	\$98,000.00	\$98,
HART HOWERTON PARTNERS, LTD, 10 EAST 40TH STREET, NEW YORK, NY (https://www.google.com/maps/place/10%20EAST%2040TH%20STREET,NEW%20YORK,NY)	Graph	1	\$57,096.00	\$57,
HEITLER HOUSTOUN ARCHITECTS PC, 15 WEST 36TH STREET, PH, NEW YORK, NY (https://www.google.com/maps/place/15%20WEST%2036TH%20STREET,%20PH,NEW%20YORK,NY)	Graph	1	\$58,800.00	\$58,
HELLMUTH OBATA + KASSABAUM, INC., 1065 AVENUE OF THE STARS 6TH FLOOR, NEW YORK, NY (https://www.google.com/maps/place/1065%20AVENUE%20OF%20THE%20STARS%206TH%20FLOOR,NEW%20YORK,NY)	Graph	1	\$94,497.00	\$94,
HEXAWARE TECHNOLOGIES, INC., CLEARBRIDGE INVESTMENTS, NEW YORK, NY (https://www.google.com/maps/place/CLEARBRIDGE%20INVESTMENTS,NEW%20YORK,NY)	Graph	1	\$88,130.00	\$88,
HSBC SECURITIES (USA) INC., 330 MADISON AVE, NEW YORK, NY (https://www.google.com/maps/place/330%20MADISON%20AVE,NEW%20YORK,NY)	Graph	1	\$160,000.00	\$160
INDUS VALLEY PARTNERS CORP., INDUS VALLEY PARTNERS CORP., NEW YORK, NY (https://www.google.com/maps/place/INDUS%20VALLEY%20PARTNERS%20CORP.,NEW%20YORK,NY)	Graph	1	\$95,000.00	\$95,
INTEGRAL CONTRACTING INC., 36 WEST 37TH STREET, NEW YORK, NY (https://www.google.com/maps/place/36%20WEST%2037TH%20STREET,NEW%20YORK,NY)	Graph	1	\$110,000.00	\$110
INTERMIX LLC, 1440 BROADWAY 5TH FL, NEW YORK, NY (https://www.google.com/maps/place/1440%20BROADWAY%205TH%20FL,NEW%20YORK,NY)	Graph	1	\$152,006.00	\$152
JAPNA INC, 499 7TH AVE, NEW YORK, NY (https://www.google.com/maps/place/499%207TH%20AVE,NEW%20YORK,NY)	Graph	1	\$87,069.00	\$87,

Employer Name/Worksite Address	Graph	Count	Mean Wage	Me W
KIM SEYBERT, INC., 37 WEST 37TH STREET, NEW YORK, NY (https://www.google.com/maps/place/37%20WEST%2037TH%20STREET,NEW%20YORK,NY)	Graph	1	\$88,379.00	\$88,
KNACK NY INC., KNACK NY INC., NEW YORK, NY (https://www.google.com/maps/place/KNACK%20NY%20INC.,NEW%20YORK,NY)	Graph	1	\$72,800.00	\$72,
KW FASHION CORP., 37 W. 37TH ST., NEW YORK, NY (https://www.google.com/maps/place/37%20W.%2037TH%20ST.,NEW%20YORK,NY)	Graph	1	\$53,934.40	\$53,
LATIN MARKETS BRAZIL, LLC, 10 W 37TH ST FL 7, NEW YORK, NY (https://www.google.com/maps/place/10%20W%2037TH%20ST%20FL%207,NEW%20YORK,NY)	Graph	1	\$130,000.00	\$130
LEACHENG INTERNATIONAL INC, 135 WEST 36TH STREET, NEW YORK, NY (https://www.google.com/maps/place/135%20WEST%2036TH%20STREET,NEW%20YORK,NY)	Graph	1	\$38,771.00	\$38,
LIVIDINI & CO., 264 WEST 40TH STREET PH, NEW YORK, NY (https://www.google.com/maps/place/264%20WEST%2040TH%20STREET%20PH,NEW%20YORK,NY)	Graph	1	\$46,675.00	\$46,
MALIBU ENTERTAINMENT, INC., 1411 BROADWAY, 39TH FL, NEW YORK, NY (https://www.google.com/maps/place/1411%20BROADWAY,%2039TH%20FL,NEW%20YORK,NY)	Graph	1	\$50,000.00	\$50,
MAXIMA APPAREL CORP., 463 SEVENTH AVENUE, NEW YORK, NY (https://www.google.com/maps/place/463%20SEVENTH%20AVENUE,NEW%20YORK,NY)	Graph	1	\$65,000.00	\$65,
MITCHELL/MARTIN, INC., BANK OF AMERICA, NEW YORK, NY (https://www.google.com/maps/place/BANK%20OF%20AMERICA,NEW%20YORK,NY)	Graph	1	\$110,000.00	\$110
MONDO PUBLISHING INC., 980 AVENUE OF AMERICAS, NEW YORK, NY (https://www.google.com/maps/place/980%20AVENUE%20OF%20AMERICAS,NEW%20YORK,NY)	Graph	1	\$132,000.00	\$132
MUKESH DESAI CPA, 545 8TH AVE, NEW YORK, NY (https://www.google.com/maps/place/545%208TH%20AVE,NEW%20YORK,NY)	Graph	1	\$55,764.80	\$55,
NEUDESIC, LLC, 315 W. 36TH ST., NEW YORK, NY (https://www.google.com/maps/place/315%20W.%2036TH%20ST.,NEW%20YORK,NY)	Graph	1	\$131,997.00	\$131
NEW LINE STRUCTURES, INC., 512 SEVENTH AVE., NEW YORK, NY (https://www.google.com/maps/place/512%20SEVENTH%20AVE.,NEW%20YORK,NY)	Graph	1	\$120,000.00	\$120
NYC TECH CONSULTING INC, NOMURA AMERICA SECURITIES LLC, NEW YORK, NY (https://www.google.com/maps/place/NOMURA%20AMERICA%20SECURITIES%20LLC,NEW%20YORK,NY)	Graph	1	\$84,864.00	\$84,
O'NEIL LANGAN ARCHITECTS, PC, 15 W 37TH ST, NEW YORK, NY (https://www.google.com/maps/place/15%20W%2037TH%20ST,NEW%20YORK,NY)	Graph	1	\$57,096.00	\$57,
PAMTEN, INC., ACTIVE HEALTH, NEW YORK CITY, NY (https://www.google.com/maps/place/ACTIVE%20HEALTH,NEW%20YORK%20CITY,NY)	Graph	1	\$70,000.00	\$70,
PARK FRAGRANCE LLC, 70 WEST 36TH STREET, NEW YORK, NY (https://www.google.com/maps/place/70%20WEST%2036TH%20STREET,NEW%20YORK,NY)	Graph	1	\$109,241.60	\$109
R AND S COMPUTERS, INC., 1430 BROADWAY, SUITE 1303, NEW YORK, NY (https://www.google.com/maps/place/1430%20BROADWAY,%20SUITE%201303,NEW%20YORK,NY)	Graph	1	\$120,000.00	\$120
RELO REDAC, INC., RELO REDAC, INC., NEW YORK, NY (https://www.google.com/maps/place/RELO%20REDAC,%20INC.,NEW%20YORK,NY)	Graph	1	\$47,000.00	\$47,
RICHARD A BORIES ARCHITECTS PLLC, 325 WEST 38TH STREET, STE. 204, NEW YORK, NY (https://www.google.com/maps/place/325%20WEST%2038TH%20STREET,%20STE.%20204,NEW%20YORK,NY)	Graph	1	\$50,000.00	\$50,
RICHARD MEIER & PARTNERS ARCHITECTS LLP, 475 TENTH AVENUE, NEW YORK, NY (https://www.google.com/maps/place/475%20TENTH%20AVENUE,NEW%20YORK,NY)	Graph	1	\$60,000.00	\$60,
ROMANO & ASSOCIATES CPA'S PC, 226 WEST 37TH ST., 16TH FLOR, NEW YORK, NY (https://www.google.com/maps/place/226%20WEST%2037TH%20ST.,%2016TH%20FLOR,NEW%20YORK,NY)	Graph	1	\$60,000.00	\$60,
ROUNDCORNER, INC, NEW YORK 315 W. 36TH STREET, NEW YORK, NY (https://www.google.com/maps/place/NEW%20YORK%20315%20W.%2036TH%20STREET,NEW%20YORK,NY)	Graph	1	\$159,650.00	\$159
ROUNDCORNER, INC., NEW YORK 315 W. 36TH ST, NEW YORK, NY (https://www.google.com/maps/place/NEW%20YORK%20315%20W.%2036TH%20ST,NEW%20YORK,NY)	Graph	1	\$159,650.00	\$159
SANYO SHOKAI NEW YORK, INC., SANYO SHOKAI NEW YORK, INC., NEW YORK, NY (https://www.google.com/maps/place/SANYO%20SHOKAI%20NEW%20YORK,%20INC.,NEW%20YORK,NY)	Graph	1	\$38,771.20	\$38,
SGN GROUP, 347 WEST 36 STREET, NEW YORK, NY (https://www.google.com/maps/place/347%20WEST%2036%20STREET,NEW%20YORK,NY)	Graph	1	\$120,000.00	\$120
SMARTLING, INC., 1375 BROADWAY, NEW YORK, NY (https://www.google.com/maps/place/1375%20BROADWAY,NEW%20%20YORK,NY)	Graph	1	\$115,000.00	\$115
SOFTCRYLIC LLC., COMIXOLOGY (ICONOLOGY, INC), NEW YORK, NY (https://www.google.com/maps/place/COMIXOLOGY%20(ICONOLOGY,%20INC),NEW%20YORK,NY)	Graph	1	\$71,781.00	\$71,
SPARK INTERNATIONAL USA, QUINN PR, NEW YORK CITY, NY (https://www.google.com/maps/place/QUINN%20PR,NEW%20YORK%20CITY,NY)	Graph	1	\$62,338.00	\$62,
STOLL AMERICA KNITTING MACHINERY, INC., 250 WEST 39TH STREET, NEW YORK, NY (https://www.google.com/maps/place/250%20WEST%2039TH%20STREET,NEW%20YORK,NY)	Graph	1	\$61,100.00	\$61,

Employer Name/Worksite Address	Graph	Count	Mean Wage	Min Wage
SYNOPSIS, INC., 37 WEST 37TH ST, NEW YORK, NY (https://www.google.com/maps/place/37%20WEST%2037TH%20ST,NEW%20YORK,NY)	Graph	1	\$97,760.00	\$97,760.00
TETHYS TECHNOLOGY, INC., 989 6TH AVENUE, NEW YORK, NY (https://www.google.com/maps/place/989%206TH%20AVENUE,NEW%20YORK,NY)	Graph	1	\$125,000.00	\$125,000.00
THE E.W. SCRIPPS COMPANY, 555 8TH AVENUE (38TH AND 8TH), NEW YORK, NY (https://www.google.com/maps/place/555%208TH%20AVENUE%20(38TH%20AND%208TH),NEW%20YORK,NY)	Graph	1	\$80,000.00	\$80,000.00
THE LEVY GROUP INC, 1333 BROADWAY, 9TH FL., NEW YORK, NY (https://www.google.com/maps/place/1333%20BROADWAY,%209TH%20FL.,NEW%20YORK,NY)	Graph	1	\$125,000.00	\$125,000.00
UNIVERSAL PROCESSING LLC, 60 W 38TH STREET, 2ND FL, NEW YORK, NY (https://www.google.com/maps/place/60%20W%2038TH%20STREET,%202ND%20FL,NEW%20YORK,NY)	Graph	1	\$54,163.20	\$54,163.20
VISHAL ENTERPRISES, INC., 226 WEST 37TH ST, 5TH FL., NEW YORK, NY (https://www.google.com/maps/place/226%20WEST%2037TH%20ST,%205TH%20FL.,NEW%20YORK,NY)	Graph	1	\$57,000.00	\$57,000.00
VISIONET SYSTEMS, INC., SHUTTERSTOCK, NEW YORK, NY (https://www.google.com/maps/place/SHUTTERSTOCK,NEW%20YORK,NY)	Graph	1	\$110,000.00	\$110,000.00
VR NETWORKS INC., 262 W 28TH STREET, NEW YORK, NY (https://www.google.com/maps/place/262%20W%2028TH%20STREET,NEW%20YORK,NY)	Graph	1	\$80,392.00	\$80,392.00
WSP USA CORP, 512 SEVENTH AVE, NEW YORK, NY (https://www.google.com/maps/place/512%20SEVENTH%20AVE,NEW%20YORK,NY)	Graph	1	\$138,756.80	\$138,756.80
WTL AMERICA INC, 214 WEST 39TH STREET, NEW YORK, NY (https://www.google.com/maps/place/214%20WEST%2039TH%20STREET,NEW%20YORK,NY)	Graph	1	\$56,160.00	\$56,160.00
ALLEGRAVITA LLC, 32 WEST 39TH STREET, NEW YORK, NY (https://www.google.com/maps/place/32%20WEST%2039TH%20STREET,NEW%20YORK,NY)	Graph	2	\$74,420.00	\$49,000.00
AMEREX GROUP LLC., 512 7TH AVE. 9TH FL., NEW YORK, NY (https://www.google.com/maps/place/512%207TH%20AVE.%209TH%20FL.,NEW%20YORK,NY)	Graph	2	\$51,000.00	\$51,000.00
BORN GROUP, INC, FKA GROUP FMG, INC, 159 W. 25TH STREET, NEW YORK, NY (https://www.google.com/maps/place/159%20W.%2025TH%20STREET,NEW%20YORK,NY)	Graph	2	\$90,900.00	\$90,900.00
CHINATEX ORIENTAL (USA) INC., 209 WEST 40TH ST, NEW YORK, NY (https://www.google.com/maps/place/209%20WEST%2040TH%20ST,NEW%20YORK,NY)	Graph	2	\$56,530.40	\$53,000.00
CMYK+WHITE, INC., 49 W 38TH STREET, NEW YORK, NY (https://www.google.com/maps/place/49%20W%2038TH%20STREET,NEW%20YORK,NY)	Graph	2	\$48,000.00	\$40,000.00
COVINGTON & BURLING LLP, THE NEW YORK TIMES BUILDING, NEW YORK, NY (https://www.google.com/maps/place/THE%20NEW%20YORK%20TIMES%20BUILDING,NEW%20YORK,NY)	Graph	2	\$200,000.00	\$190,000.00
FLINTOCK CONSTRUCTION SERVICES, LLC, 580 EIGHTH AVENUE, NEW YORK, NY (https://www.google.com/maps/place/580%20EIGHTH%20AVENUE,NEW%20YORK,NY)	Graph	2	\$72,467.20	\$72,000.00
HSBC BANK USA, N.A., 1 WEST 39TH STREET, NEW YORK, NY (https://www.google.com/maps/place/1%20WEST%2039TH%20STREET,NEW%20YORK,NY)	Graph	2	\$95,000.00	\$70,000.00
JOHN MURPHY & ASSOCIATES, P.C., 1450 BROADWAY, NEW YORK, NY (https://www.google.com/maps/place/1450%20BROADWAY,NEW%20YORK,NY)	Graph	2	\$33,238.40	\$33,000.00
MARTIN FLYER JEWELRY LLC, 70 WEST 36TH STREET, 6TH FL., NEW YORK, NY (https://www.google.com/maps/place/70%20WEST%2036TH%20STREET,%206TH%20FL.,NEW%20YORK,NY)	Graph	2	\$48,000.00	\$48,000.00
NEWSELA, INC., 475 10TH AVENUE, NEW YORK, NY (https://www.google.com/maps/place/475%2010TH%20AVENUE,NEW%20YORK,NY)	Graph	2	\$50,000.00	\$50,000.00
OPT.INTELLIGENCE INCORPORATED, 37 WEST 37 STREET, NEW YORK, NY (https://www.google.com/maps/place/37%20WEST%2037%20STREET,NEW%20YORK,NY)	Graph	2	\$77,882.50	\$55,000.00
ROSS & ASMAR LLC, 499 7TH AVENUE, NEW YORK, NY (https://www.google.com/maps/place/499%207TH%20AVENUE,NEW%20YORK,NY)	Graph	2	\$60,278.50	\$39,000.00
SMARTLING, INC., 1375 BROADWAY, NEW YORK, NY (https://www.google.com/maps/place/1375%20BROADWAY,NEW%20YORK,NY)	Graph	2	\$69,000.00	\$48,000.00
STELLAR SERVICES, INC, STELLAR SERVICES, NEW YORK, NY (https://www.google.com/maps/place/STELLAR%20SERVICES,NEW%20YORK,NY)	Graph	2	\$61,000.00	\$61,000.00
SYNERGY TRADING INC., 1370 BROADWAY 5TH FLOOR, SUITE 590, NEW YORK, NY (https://www.google.com/maps/place/1370%20BROADWAY%20%205TH%20FLOOR,%20SUITE%20590,NEW%20YORK,NY)	Graph	2	\$72,363.20	\$72,000.00
TZELL TRAVEL, LLC, 119 WEST 40TH STREET, NEW YORK, NY (https://www.google.com/maps/place/119%20WEST%2040TH%20STREET,NEW%20YORK,NY)	Graph	2	\$43,837.50	\$41,000.00
UNJK CONSULTING INC., 580 8TH AVE., 5TH FL., NEW YORK, NY (https://www.google.com/maps/place/580%208TH%20AVE.,%205TH%20FL.,NEW%20YORK,NY)	Graph	2	\$43,680.00	\$43,000.00
WORLD MARKETING, INC., 306 W 38TH ST., NEW YORK, NY (https://www.google.com/maps/place/306%20W%2038TH%20ST.,NEW%20YORK,NY)	Graph	2	\$49,327.20	\$42,000.00
7THONLINE INC., 24 WEST 40 ST, 11TH FL, NEW YORK, NY (https://www.google.com/maps/place/24%20WEST%2040%20ST,%2011TH%20FL,NEW%20YORK,NY)	Graph	3	\$58,000.00	\$60,000.00

Employer Name/Worksite Address	Graph	Count	Mean Wage	Mean Wage
CYBAGE SOFTWARE INC, GROUPEM, NEW YORK, NY (https://www.google.com/maps/place/GROUPEM,NEW%20YORK,NY)	Graph	3	\$73,866.67	\$73,866.67
GENIUS ORBIT, INC., 580 8TH AVENUE, NEW YORK, NY (https://www.google.com/maps/place/580%208TH%20AVENUE,NEW%20YORK,NY)	Graph	3	\$49,226.67	\$49,226.67
INTERMARKET APPAREL, LLC, 1410 BROADWAY, NEW YORK, NY (https://www.google.com/maps/place/1410%20BROADWAY,NEW%20YORK,NY)	Graph	3	\$59,772.33	\$59,772.33
INTERZAN, LLC., 530 7TH AVE. 22ND FL. SUITE 2201, NEW YORK, NY (https://www.google.com/maps/place/530%207TH%20AVE.%2022ND%20FL.%20SUITE%202201,NEW%20YORK,NY)	Graph	3	\$48,531.20	\$48,531.20
KRAZY KAT SPORTSWEAR LLC, KRAZY KAT SPORTSWEAR LLC, NEW YORK, NY (https://www.google.com/maps/place/KRAZY%20KAT%20SPORTSWEAR%20LLC,NEW%20YORK,NY)	Graph	3	\$56,000.00	\$56,000.00
COVINGTON & BURLING LLP, THE NEW YORK TIMES BUILDING, 620 EIGHTH AVENUE, NEW YORK, NY (https://www.google.com/maps/place/THE%20NEW%20YORK%20TIMES%20BUILDING,%20620%20EIGHTH%20AVENUE,NEW%20YORK,NY)	Graph	4	\$205,000.00	\$205,000.00
DELIVERY.COM LLC, DELIVERY.COM LLC, NEW YORK, NY (https://www.google.com/maps/place/DELIVERY.COM%20LLC,NEW%20YORK,NY)	Graph	4	\$85,500.00	\$85,500.00
SHRINIVAS ELLIOT AND EDAY LLP, 505, EIGHTH AVENUE, NEW YORK, NY (https://www.google.com/maps/place/505,%20EIGHTH%20AVENUE,NEW%20YORK,NY)	Graph	4	\$65,967.50	\$65,967.50
ACTIVE HEALTH MANAGEMENT, ACTIVE HEALTH MANAGEMENT, NEW YORK, NY (https://www.google.com/maps/place/ACTIVE%20HEALTH%20MANAGEMENT,NEW%20YORK,NY)	Graph	5	\$104,556.40	\$104,556.40
AETNA RESOURCES LLC, AETNA RESOURCES LLC, NEW YORK, NY (https://www.google.com/maps/place/AETNA%20RESOURCES%20LLC,NEW%20YORK,NY)	Graph	5	\$107,015.60	\$107,015.60
OX3 TV PRODUCTION LLC, 32 W 39TH STREET, NEW YORK, NY (https://www.google.com/maps/place/32%20W%2039TH%20STREET,NEW%20YORK,NY)	Graph	5	\$40,119.04	\$40,119.04
GR PRECIOUS COLOR INC, 70 WEST 36TH STREET 6TH FL, NEW YORK, NY (https://www.google.com/maps/place/70%20WEST%2036TH%20STREET%206TH%20FL,NEW%20YORK,NY)	Graph	11	\$48,681.82	\$48,681.82
SCHIRESON ASSOCIATES LLC, 5 BRYANT PARK, NEW YORK, NY (https://www.google.com/maps/place/5%20BRYANT%20PARK,NEW%20YORK,NY)	Graph	23	\$101,334.78	\$101,334.78
DELOITTE CONSULTING LLP, 300 MADISON AVENUE, NEW YORK, NY (https://www.google.com/maps/place/300%20MADISON%20AVENUE,NEW%20YORK,NY)	Graph	30	\$65,000.00	\$65,000.00
Totals	Graph	218	\$79,269.41	\$79,269.41

Latitude: 40.755357 Longitude: -73.986469

Employer Name/Employer Address	Graph	Count	Mean Wage	Median Wage	Lowest Wage	Highest Wage
AMERICA ACHIEVES, INC., 1460 BROADWAY, NEW YORK, NY (https://www.google.com/maps/place/1460%20BROADWAY,NEW%20YORK,NY)	Graph	1	\$210,000.00	\$210,000.00	\$210,000.00	\$210,000.00
ARRIVALIST CO., 1460 BROADWAY, 7TH FLOOR, NEW YORK, NY (https://www.google.com/maps/place/1460%20BROADWAY,%207TH%20FLOOR,NEW%20YORK,NY)	Graph	1	\$48,375.00	\$48,375.00	\$48,375.00	\$48,375.00
ARRIVALIST CO., 1460 BROADWAY, NEW YORK, NY (https://www.google.com/maps/place/1460%20BROADWAY,NEW%20YORK,NY)	Graph	1	\$78,000.00	\$78,000.00	\$78,000.00	\$78,000.00
BIZLY INC., 1460 BROADWAY, 5TH FLOOR, NEW YORK, NY (https://www.google.com/maps/place/1460%20BROADWAY,%205TH%20FLOOR,NEW%20YORK,NY)	Graph	1	\$46,800.00	\$46,800.00	\$46,800.00	\$46,800.00
BRANDPATH INC., 1460 BROADWAY, NEW YORK, NY (https://www.google.com/maps/place/1460%20BROADWAY,NEW%20YORK,NY)	Graph	1	\$280,000.00	\$280,000.00	\$280,000.00	\$280,000.00
CASTLE PLACEMENT, LLC, 1460 BROADWAY, NEW YORK, NY (https://www.google.com/maps/place/1460%20BROADWAY,NEW%20YORK,NY)	Graph	1	\$54,662.40	\$54,662.40	\$54,662.40	\$54,662.40
ELLIOTT SCOTT HR, 1460 BROADWAY, NEW YORK, NY (https://www.google.com/maps/place/1460%20BROADWAY,NEW%20YORK,NY)	Graph	1	\$30,500.00	\$30,500.00	\$30,500.00	\$30,500.00
FADNER MEDIA ENTERPRISES, LLC, 1460 BROADWAY, NY, NY (https://www.google.com/maps/place/1460%20BROADWAY,NY,NY)	Graph	1	\$37,170.00	\$37,170.00	\$37,170.00	\$37,170.00
FAIR PATTERN CORP, 1460 BROADWAY, NEW YORK, NY (https://www.google.com/maps/place/1460%20BROADWAY,NEW%20YORK,NY)	Graph	1	\$70,221.00	\$70,221.00	\$70,221.00	\$70,221.00
GLOBAL LIFE DISTRIBUTION (US) INC, 1460 BROADWAY, NEW YORK, NY (https://www.google.com/maps/place/1460%20BROADWAY,NEW%20YORK,NY)	Graph	1	\$220,000.00	\$220,000.00	\$220,000.00	\$220,000.00
GLOBAL LIFE DISTRIBUTION (US) INC., 1460 BROADWAY, NEW YORK, NY (https://www.google.com/maps/place/1460%20BROADWAY,NEW%20YORK,NY)	Graph	1	\$210,413.00	\$210,413.00	\$210,413.00	\$210,413.00
GORION LLC, 1460 BROADWAY, NEW YORK, NY (https://www.google.com/maps/place/1460%20BROADWAY,NEW%20YORK,NY)	Graph	1	\$72,000.00	\$72,000.00	\$72,000.00	\$72,000.00

Employer Name/Employer Address	Graph	Count	Mean Wage	Median Wage	Lowest Wage	Highest Wage
H.W. ANDERSON CONSULTING INC., 1460 BROADWAY, NEW YORK, NY (https://www.google.com/maps/place/1460%20BROADWAY,NEW%20YORK,NY)	Graph	1	\$60,000.00	\$60,000.00	\$60,000.00	\$60,000.00
ION MARKETING GROUP, LLC, 1460 BROADWAY, NEW YORK, NY (https://www.google.com/maps/place/1460%20BROADWAY,NEW%20YORK,NY)	Graph	1	\$90,000.00	\$90,000.00	\$90,000.00	\$90,000.00
KONTENA INC, 1460 BROADWAY, NEW YORK, NY (https://www.google.com/maps/place/1460%20BROADWAY,NEW%20YORK,NY)	Graph	1	\$115,000.00	\$115,000.00	\$115,000.00	\$115,000.00
NEW KAPITALL HOLDINGS LLC, 1460 BROADWAY, NEW YORK, NY (https://www.google.com/maps/place/1460%20BROADWAY,NEW%20YORK,NY)	Graph	1	\$47,590.00	\$47,590.00	\$47,590.00	\$47,590.00
QUANTEAM NORTH AMERICA INC, 1460 BROADWAY, NEW YORK, NY (https://www.google.com/maps/place/1460%20BROADWAY,NEW%20YORK,NY)	Graph	1	\$85,000.00	\$85,000.00	\$85,000.00	\$85,000.00
REDSHIFT TECHNOLOGIES, INC., 1460 BROADWAY, NEW YORK, NY (https://www.google.com/maps/place/1460%20BROADWAY,NEW%20YORK,NY)	Graph	1	\$71,000.00	\$71,000.00	\$71,000.00	\$71,000.00
REPAIR THE WORLD INC., 1460 BROADWAY, NEW YORK, NY (https://www.google.com/maps/place/1460%20BROADWAY,NEW%20YORK,NY)	Graph	1	\$106,454.00	\$106,454.00	\$106,454.00	\$106,454.00
SKIPLAGGED, INC., 1460 BROADWAY, NEW YORK, NY (https://www.google.com/maps/place/1460%20BROADWAY,NEW%20YORK,NY)	Graph	1	\$135,000.00	\$135,000.00	\$135,000.00	\$135,000.00
VOYAGE CHINA LLC, 1460 BROADWAY, NEW YORK, NY (https://www.google.com/maps/place/1460%20BROADWAY,NEW%20YORK,NY)	Graph	1	\$48,796.80	\$48,796.80	\$48,796.80	\$48,796.80
WYCORE INC., 1460 BROADWAY, NEW YORK, NY (https://www.google.com/maps/place/1460%20BROADWAY,NEW%20YORK,NY)	Graph	1	\$100,000.00	\$100,000.00	\$100,000.00	\$100,000.00
GREEN SEED GROUP LLC, 1460 BROADWAY, NEW YORK, NY (https://www.google.com/maps/place/1460%20BROADWAY,NEW%20YORK,NY)	Graph	2	\$58,000.00	\$50,000.00	\$50,000.00	\$66,000.00
WIND FINANCIAL INFORMATION LLC, 1460 BROADWAY, SUITE 5025, NEW YORK, NY (https://www.google.com/maps/place/1460%20BROADWAY,%20SUITE%205025,NEW%20YORK,NY)	Graph	2	\$57,491.00	\$57,491.00	\$57,491.00	\$57,491.00
LIQUIDSKY SOFTWARE, INC., 1460 BROADWAY, NEW YORK, NY (https://www.google.com/maps/place/1460%20BROADWAY,NEW%20YORK,NY)	Graph	3	\$74,000.00	\$75,000.00	\$72,000.00	\$75,000.00
HOU & SAEZ TRADING CO LLC, 1460 BROADWAY, NEW YORK, NY (https://www.google.com/maps/place/1460%20BROADWAY,NEW%20YORK,NY)	Graph	4	\$63,684.40	\$65,748.80	\$57,491.20	\$65,748.80
PILOT EDUCATION LLC, 1460 BROADWAY, NEW YORK, NY (https://www.google.com/maps/place/1460%20BROADWAY,NEW%20YORK,NY)	Graph	4	\$45,676.80	\$45,676.80	\$45,676.80	\$45,676.80
KCH & CO, P.C., 1460 BROADWAY, NEW YORK, NY (https://www.google.com/maps/place/1460%20BROADWAY,NEW%20YORK,NY)	Graph	9	\$59,317.69	\$65,748.80	\$46,675.20	\$65,748.80
Totals	Graph	46	\$79,158.00	\$65,748.80	\$30,500.00	\$280,000.00

Employer Name/Worksite Address	Graph	Count	Mean Wage	Median Wage	Lowest Wage	Highest Wage
ARRIVALIST CO., 1460 BROADWAY, 7TH FLOOR, NEW YORK, NY (https://www.google.com/maps/place/1460%20BROADWAY,%207TH%20FLOOR,NEW%20YORK,NY)	Graph	1	\$48,375.00	\$48,375.00	\$48,375.00	\$48,375.00
BIZLY INC., 1460 BROADWAY, 5TH FLOOR, NEW YORK, NY (https://www.google.com/maps/place/1460%20BROADWAY,%205TH%20FLOOR,NEW%20YORK,NY)	Graph	1	\$46,800.00	\$46,800.00	\$46,800.00	\$46,800.00
FADNER MEDIA ENTERPRISES, LLC, 1460 BROADWAY, NY, NY (https://www.google.com/maps/place/1460%20BROADWAY,NY,NY)	Graph	1	\$37,170.00	\$37,170.00	\$37,170.00	\$37,170.00
INDUS GROUP INC, 1460 BROADWAY, NEW YORK, NY (https://www.google.com/maps/place/1460%20%20BROADWAY,NEW%20YORK,NY)	Graph	1	\$70,221.00	\$70,221.00	\$70,221.00	\$70,221.00
KONTENA INC, 1460 BROADWAY, NEW YORK CITY, NY (https://www.google.com/maps/place/1460%20BROADWAY,NEW%20YORK%20CITY,NY)	Graph	1	\$115,000.00	\$115,000.00	\$115,000.00	\$115,000.00
WIND FINANCIAL INFORMATION LLC, 1460 BROADWAY, SUITE 5025, NEW YORK, NY (https://www.google.com/maps/place/1460%20BROADWAY,%20SUITE%205025,NEW%20YORK,NY)	Graph	2	\$57,491.00	\$57,491.00	\$57,491.00	\$57,491.00
CHINESE NEW MEDIA LLC, 1460 BROADWAY ROOM 5035, NEW YORK, NY (https://www.google.com/maps/place/1460%20BROADWAY%20ROOM%205035,NEW%20YORK,NY)	Graph	4	\$51,220.00	\$46,675.20	\$46,675.20	\$55,764.80
BAUER MAGAZINE L.P., 1460 BROADWAY, NEW YORK, NY (https://www.google.com/maps/place/1460%20BROADWAY,NEW%20YORK,NY)	Graph	55	\$79,810.51	\$65,748.80	\$30,500.00	\$280,000.00
Totals	Graph	66	\$76,166.76	\$60,000.00	\$30,500.00	\$280,000.00

Latitude: 40.755358 Longitude: -73.97523

Employer Name/Worksite Address	Graph	Count	Mean Wage	Median Wage	Lowest Wage	Highest Wage
JPMORGAN CHASE & CO., 270 PARK AVENUE, NEW YORK, NY (https://www.google.com/maps/place/270%20PARK%20AVENUE,NEW%20YORK,NY)	Graph	1	\$127,000.00	\$127,000.00	\$127,000.00	\$127,000.00
Totals	Graph	1	\$127,000.00	\$127,000.00	\$127,000.00	\$127,000.00

Latitude: 40.755376 Longitude: -73.983645

Employer Name/Employer Address	Graph	Count	Mean Wage	Median Wage	
CHINA ORIENT ADVISORS, INC., 1114 AVENUE OF THE AMERICAS, SUITE 3405, NEW YORK, NY (https://www.google.com/maps/place/1114%20AVENUE%20OF%20THE%20AMERICAS,%20SUITE%203405,NEW%20YORK,NY)	Graph	1	\$68,556.80	\$68,556.80	\$
ISTAR INC., 1114 AVENUE OF THE AMERICAS, NEW YORK, NY (https://www.google.com/maps/place/1114%20AVENUE%20OF%20THE%20AMERICAS,NEW%20YORK,NY)	Graph	1	\$75,000.00	\$75,000.00	\$
NORDDEUTSCHE LANDESBANK GIROZENTRALE, 1114 AVENUE OF THE AMERICAS, 20TH FLOOR, NEW YORK, NY (https://www.google.com/maps/place/1114%20AVENUE%20OF%20THE%20AMERICAS,%2020TH%20FLOOR,NEW%20YORK,NY)	Graph	1	\$180,000.00	\$180,000.00	\$
TORYS LLP, 1114 AVENUE OF THE AMERICAS, NEW YORK, NY (https://www.google.com/maps/place/1114%20AVENUE%20OF%20THE%20AMERICAS,NEW%20YORK,NY)	Graph	1	\$63,000.00	\$63,000.00	\$
ZOLFO COOPER, 1114 AVENUE OF THE AMERICAS, NEW YORK, NY (https://www.google.com/maps/place/1114%20AVENUE%20OF%20THE%20AMERICAS,NEW%20YORK,NY)	Graph	2	\$115,000.00	\$90,000.00	\$
PARTNERS GROUP (USA) INC., 1114 AVENUE OF THE AMERICAS, NEW YORK, NY (https://www.google.com/maps/place/1114%20AVENUE%20OF%20THE%20AMERICAS,NEW%20YORK,NY)	Graph	5	\$140,600.00	\$128,000.00	\$
Totals	Graph	11	\$119,959.71	\$120,000.00	\$

Employer Name/Worksite Address	Graph	Count	Mean Wage	Median Wage	L
CHINA ORIENT ADVISORS, INC., 1114 AVENUE OF THE AMERICAS, SUITE 3405, NEW YORK, NY (https://www.google.com/maps/place/1114%20AVENUE%20OF%20THE%20AMERICAS,%20SUITE%203405,NEW%20YORK,NY)	Graph	1	\$68,556.80	\$68,556.80	\$6
PAMTEN, INC., HBO, NEW YORK, NY (https://www.google.com/maps/place/HBO,NEW%20YORK,NY)	Graph	1	\$105,000.00	\$105,000.00	\$10
FRONTEO USA, INC., 1114 AVENUE OF THE AMERICAS, NEW YORK, NY (https://www.google.com/maps/place/1114%20AVENUE%20OF%20THE%20AMERICAS,NEW%20YORK,NY)	Graph	43	\$127,284.16	\$145,000.00	\$6
Totals	Graph	45	\$125,483.91	\$140,000.00	\$6

Latitude: 40.755433 Longitude: -73.98732

Employer Name/Worksite Address	Graph	Count	Mean Wage	Median Wage	Lowest Wage	Highest Wage
MEC, 498 7TH AVENUE, NEW YORK, NY (https://www.google.com/maps/place/498%207TH%20AVENUE,NEW%20YORK,NY)	Graph	1	\$130,000.00	\$130,000.00	\$130,000.00	\$130,000.00
Totals	Graph	1	\$130,000.00	\$130,000.00	\$130,000.00	\$130,000.00

Latitude: 40.755436 Longitude: -73.975337

Employer Name/Employer Address	Graph	Count	Mean Wage	Median Wage	Lowest Wage	Highes Wage
QIC US INVESTMENT SERVICES INC., 245 PARK AVENUE, 39TH FLOOR, NEW YORK, NY (https://www.google.com/maps/place/245%20PARK%20AVENUE,%2039TH%20FLOOR,NEW%20YORK,NY)	Graph	1	\$128,000.00	\$128,000.00	\$128,000.00	\$128,000.
Totals	Graph	1	\$128,000.00	\$128,000.00	\$128,000.00	\$128,000.

Employer Name/Worksite Address	Graph	Count	Mean Wage	Median Wage	Lowest Wage	Highes Wage
QIC US INVESTMENT SERVICES INC., 245 PARK AVENUE, 39TH FLOOR, NEW YORK, NY (https://www.google.com/maps/place/245%20PARK%20AVENUE,%2039TH%20FLOOR,NEW%20YORK,NY)	Graph	1	\$128,000.00	\$128,000.00	\$128,000.00	\$128,000.
JONES LANG LASALLE AMERICAS, INC., 237 PARK AVE, NEW YORK, NY (https://www.google.com/maps/place/237%20PARK%20AVE,NEW%20YORK,NY)	Graph	2	\$106,695.50	\$103,550.00	\$103,550.00	\$109,841.

Employer Name/Worksite Address	Graph	Count	Mean Wage	Median Wage	Lowest Wage	Highest Wage
JPMORGAN CHASE & CO., 237 PARK AVENUE, NEW YORK, NY (https://www.google.com/maps/place/237%20PARK%20AVENUE,NEW%20YORK,NY)	Graph	4	\$110,750.00	\$100,000.00	\$90,000.00	\$150,000.
Totals	Graph	7	\$112,055.86	\$103,550.00	\$90,000.00	\$150,000.

Latitude: 40.755447 Longitude: -73.979318

Employer Name/Worksite Address	Graph	Count	Mean Wage	Median Wage	Lowest Wage	Highest Wage
TRINGAPPS INC, 551, 5TH AVENUE, #1425, NEW YORK, NY (https://www.google.com/maps/place/551,%205TH%20AVENUE,%20#1425,NEW%20YORK,NY)	Graph	9	\$80,015.44	\$70,221.00	\$65,000.00	\$130,000.00
Totals	Graph	9	\$80,015.44	\$70,221.00	\$65,000.00	\$130,000.00

Employer Name/Worksite Address	Graph	Count	Mean Wage	Median Wage	Lowest Wage	Highest Wage
SINOVISION INCORPORATED, 15 EAST 40TH STREET, NEW YORK, NY (https://www.google.com/maps/place/15%20EAST%2040TH%20STREET,NEW%20YORK,NY)	Graph	1	\$50,128.00	\$50,128.00	\$50,128.00	\$50,128.00
Totals	Graph	1	\$50,128.00	\$50,128.00	\$50,128.00	\$50,128.00

Latitude: 40.755453 Longitude: -73.981362

Employer Name/Worksite Address	Graph	Count	Mean Wage	Median Wage	Lowest Wage	Highest Wage
ACCOR LODGING NORTH AMERICA, INC./SOFITEL NEW YORK, 45 W. 44TH STREET, NEW YORK, NY (https://www.google.com/maps/place/45%20W.%2044TH%20STREET,NEW%20YORK,NY)	Graph	1	\$56,722.00	\$56,722.00	\$56,722.00	\$56,722.00
Totals	Graph	1	\$56,722.00	\$56,722.00	\$56,722.00	\$56,722.00

Employer Name/Worksite Address	Graph	Count	Mean Wage	Median Wage	Lowest Wage	Highest Wage
ACCOR LODGING NORTH AMERICA, INC./SOFITEL NEW YORK, 45 WEST 44TH STREET, NEW YORK, NY (https://www.google.com/maps/place/45%20WEST%2044TH%20STREET,NEW%20YORK,NY)	Graph	1	\$56,722.00	\$56,722.00	\$56,722.00	\$56,722.00
Totals	Graph	1	\$56,722.00	\$56,722.00	\$56,722.00	\$56,722.00

Latitude: 40.75547 Longitude: -73.970934

Employer Name/Worksite Address	Graph	Count	Mean Wage	Median Wage	Lowest Wage	Highest Wage
ASSET INTERNATIONAL, INC., 805 THIRD AVENUE, NEW YORK, NY (https://www.google.com/maps/place/805%20THIRD%20AVENUE,NEW%20YORK,NY)	Graph	1	\$94,554.00	\$94,554.00	\$94,554.00	\$94,554.00
ENTERSOLAR LLC, 805 THIRD AVE, NEW YORK, NY (https://www.google.com/maps/place/805%20THIRD%20AVE,NEW%20YORK,NY)	Graph	1	\$160,000.00	\$160,000.00	\$160,000.00	\$160,000.00
ENTERSOLAR LLC, 805 THIRD AVENUE, NEW YORK, NY (https://www.google.com/maps/place/805%20THIRD%20AVENUE,NEW%20YORK,NY)	Graph	1	\$70,000.00	\$70,000.00	\$70,000.00	\$70,000.00
LAW OFFICE OF DEANA BALAHITSIS, 805 3RD AVENUE, NEW YORK, NY (https://www.google.com/maps/place/805%203RD%20AVENUE,NEW%20YORK,NY)	Graph	1	\$80,000.00	\$80,000.00	\$80,000.00	\$80,000.00
POTEN & PARTNERS, INC., 805 3RD AVENUE, NEW YORK, NY (https://www.google.com/maps/place/805%203RD%20AVENUE,NEW%20YORK,NY)	Graph	1	\$62,500.00	\$62,500.00	\$62,500.00	\$62,500.00
POTEN & PARTNERS, INC., 805 THIRD AVENUE, NEW YORK, NY (https://www.google.com/maps/place/805%20THIRD%20AVENUE,NEW%20YORK,NY)	Graph	1	\$60,000.00	\$60,000.00	\$60,000.00	\$60,000.00
TEKNAVO US INC., 805 THIRD AVENUE, NEW YORK, NY (https://www.google.com/maps/place/805%20THIRD%20AVENUE,NEW%20YORK,NY)	Graph	1	\$113,520.00	\$113,520.00	\$113,520.00	\$113,520.00
BLUE STONE LANE HOLDINGS LLC, 805 THIRD AVE., NEW YORK, NY (https://www.google.com/maps/place/805%20THIRD%20AVE.,NEW%20YORK,NY)	Graph	3	\$66,666.67	\$70,000.00	\$60,000.00	\$70,000.00

Employer Name/Employer Address	Graph	Count	Mean Wage	Median Wage	Lowest Wage	Highest Wage
Totals	Graph	10	\$84,057.40	\$70,000.00	\$60,000.00	\$160,000.00

Employer Name/Worksite Address	Graph	Count	Mean Wage	Median Wage	Lowest Wage	Highest Wage
TOYOTA TSUSHO AMERICA, INC., 805 3RD AVENUE, NEW YORK, NY (https://www.google.com/maps/place/805%203RD%20AVENUE,NEW%20YORK,NY)	Graph	2	\$69,099.00	\$58,198.00	\$58,198.00	\$80,000.00
ASSET INTERNATIONAL, INC., 805 THIRD AVENUE, NEW YORK, NY (https://www.google.com/maps/place/805%20THIRD%20AVENUE,NEW%20YORK,NY)	Graph	5	\$77,614.80	\$70,000.00	\$50,000.00	\$113,520.00
Totals	Graph	7	\$75,181.71	\$70,000.00	\$50,000.00	\$113,520.00

Latitude: 40.755474 Longitude: -73.989769

Employer Name/Employer Address	Graph	Count	Mean Wage	Median Wage	Lowest Wage	Highest Wage
CLOUD UNION REWARD CORP., 264 W 40TH STREET, NEW YORK, NY (https://www.google.com/maps/place/264%20W%2040TH%20STREET,NEW%20YORK,NY)	Graph	1	\$55,910.40	\$55,910.40	\$55,910.40	\$55,910.40
ROBERT GRAHAM DESIGNS, LLC, 264 WEST 40TH STREET, NEW YORK, NY (https://www.google.com/maps/place/264%20WEST%2040TH%20STREET,NEW%20YORK,NY)	Graph	1	\$100,028.24	\$100,028.24	\$100,028.24	\$100,028.24
ROBERT GRAHAM DESIGNS, LLC, 264 WEST, 40TH STREET, NEW YORK, NY (https://www.google.com/maps/place/264%20WEST,%2040TH%20STREET,NEW%20YORK,NY)	Graph	1	\$103,029.00	\$103,029.00	\$103,029.00	\$103,029.00
Totals	Graph	3	\$86,322.55	\$100,028.24	\$55,910.40	\$103,029.00

Employer Name/Worksite Address	Graph	Count	Mean Wage	Median Wage	Lowest Wage	Highest Wage
ROBERT GRAHAM DESIGNS, LLC, 264 WEST 40TH STREET, NEW YORK, NY (https://www.google.com/maps/place/264%20WEST%2040TH%20STREET,NEW%20YORK,NY)	Graph	1	\$100,028.24	\$100,028.24	\$100,028.24	\$100,028.24
ROBERT GRAHAM DESIGNS, LLC, 264 WEST, 40TH STREET, NEW YORK, NY (https://www.google.com/maps/place/264%20WEST,%2040TH%20STREET,NEW%20YORK,NY)	Graph	1	\$103,029.00	\$103,029.00	\$103,029.00	\$103,029.00
CLOUD UNION REWARD CORP., 264 W 40TH STREET, NEW YORK, NY (https://www.google.com/maps/place/264%20W%2040TH%20STREET,NEW%20YORK,NY)	Graph	2	\$73,955.20	\$55,910.40	\$55,910.40	\$92,000.00
Totals	Graph	4	\$87,741.91	\$92,000.00	\$55,910.40	\$103,029.00

Latitude: 40.755486 Longitude: -73.977239

Employer Name/Worksite Address	Graph	Count	Mean Wage	Median Wage
JPMORGAN CHASE & CO., 383 MADISON AVE., NEW YORK, NY (https://www.google.com/maps/place/383%20MADISON%20AVE.,NEW%20YORK,NY)	Graph	1	\$150,000.00	\$150,000.00
JPMORGAN CHASE & CO., JPMORGAN CHASE & CO., 383 MADISON AV., NEW YORK, NY (https://www.google.com/maps/place/JPMORGAN%20CHASE%20%26%20CO.,%20383%20MADISON%20AV.,NEW%20YORK,NY)	Graph	2	\$160,000.00	\$95,000.00
JPMORGAN CHASE & CO., JPMORGAN CHASE & CO., 383 MADISON AVE., NEW YORK, NY (https://www.google.com/maps/place/JPMORGAN%20CHASE%20%26%20CO.,%20383%20MADISON%20AVE.,NEW%20YORK,NY)	Graph	3	\$108,333.33	\$123,000.00
JPMORGAN CHASE & CO., JPMORGAN CHASE & CO., 383 MADISON AVE, NEW YORK, NY (https://www.google.com/maps/place/JPMORGAN%20CHASE%20%26%20CO.,%20383%20MADISON%20AVE,NEW%20YORK,NY)	Graph	4	\$140,000.00	\$150,000.00
VISIONET SYSTEMS, INC., JP MORGAN CHASE, NEW YORK, NY (https://www.google.com/maps/place/JP%20MORGAN%20CHASE,NEW%20YORK,NY)	Graph	8	\$71,000.00	\$71,000.00
JPMORGAN CHASE & CO., 383 MADISON AVE, NEW YORK, NY (https://www.google.com/maps/place/383%20MADISON%20AVE,NEW%20YORK,NY)	Graph	12	\$117,333.33	\$120,000.00
JPMORGAN CHASE & CO., JPMORGAN CHASE & CO., 383 MADISON AVENUE, NEW YORK, NY (https://www.google.com/maps/place/JPMORGAN%20CHASE%20%26%20CO.,%20383%20MADISON%20AVENUE,NEW%20YORK,NY)	Graph	12	\$146,541.67	\$133,000.00
MPHASIS CORPORATION, JPMC, NEW YORK, NY (https://www.google.com/maps/place/JPMC,NEW%20YORK,NY)	Graph	20	\$75,795.00	\$75,795.00
JPMORGAN CHASE & CO., 383 MADISON AVENUE, NEW YORK, NY (https://www.google.com/maps/place/383%20MADISON%20AVENUE,NEW%20YORK,NY)	Graph	263	\$115,386.78	\$110,001.00
Totals	Graph	325	\$113,698.84	\$107,000.00

Latitude: 40.755489 Longitude: -73.991725						
Employer Name/Employer Address	Graph	Count	Mean Wage	Median Wage	Lowest Wage	Highest Wage
AMSALE ABERRA, LLC, 318 WEST 39TH ST, NEW YORK, NY (https://www.google.com/maps/place/318%20WEST%2039TH%20ST,NEW%20YORK,NY)	Graph	1	\$53,497.60	\$53,497.60	\$53,497.60	\$53,497.60
AMSALE ABERRA, LLC, 318 WEST 39TH STREET, NEW YORK, NY (https://www.google.com/maps/place/318%20WEST%2039TH%20STREET,NEW%20YORK,NY)	Graph	1	\$53,200.00	\$53,200.00	\$53,200.00	\$53,200.00
KABACK ENTERPRISES, INC., 318 WEST 39TH STREET, NEW YORK, NY (https://www.google.com/maps/place/318%20WEST%2039TH%20STREET,NEW%20YORK,NY)	Graph	1	\$60,000.00	\$60,000.00	\$60,000.00	\$60,000.00
APPBOY, INC., 318 W. 39TH STREET, NEW YORK, NY (https://www.google.com/maps/place/318%20W.%2039TH%20STREET,NEW%20YORK,NY)	Graph	3	\$76,666.67	\$65,000.00	\$65,000.00	\$100,000.00
Totals	Graph	6	\$66,116.27	\$60,000.00	\$53,200.00	\$100,000.00

Employer Name/Worksite Address	Graph	Count	Mean Wage	Median Wage	Lowest Wage	Highest Wage
AMSALE ABERRA, LLC, 318 WEST 39TH STREET, NEW YORK, NY (https://www.google.com/maps/place/318%20WEST%2039TH%20STREET,NEW%20YORK,NY)	Graph	3	\$55,565.87	\$53,497.60	\$53,200.00	\$60,000.00
APPBOY, INC., 318 W. 39TH STREET, NEW YORK, NY (https://www.google.com/maps/place/318%20W.%2039TH%20STREET,NEW%20YORK,NY)	Graph	3	\$76,666.67	\$65,000.00	\$65,000.00	\$100,000.00
Totals	Graph	6	\$66,116.27	\$60,000.00	\$53,200.00	\$100,000.00

Latitude: 40.755491 Longitude: -73.987897						
Employer Name/Employer Address	Graph	Count	Mean Wage	Median Wage	Lowest Wage	Highest Wage
GK TRADING LLC, 200 WEST 41ST STREET, NEW YORK, NY (https://www.google.com/maps/place/200%20WEST%2041ST%20STREET,NEW%20YORK,NY)	Graph	1	\$62,400.00	\$62,400.00	\$62,400.00	\$62,400.00
MAKOSI, INC., 200 WEST 41ST ST., NEW YORK, NY (https://www.google.com/maps/place/200%20WEST%2041ST%20ST.,NEW%20YORK,NY)	Graph	1	\$100,000.00	\$100,000.00	\$100,000.00	\$100,000.00
UXC ECLIPSE (USA) INC, 200 WEST 41ST STREET, NEW YORK, NY (https://www.google.com/maps/place/200%20WEST%2041ST%20STREET,NEW%20YORK,NY)	Graph	1	\$125,000.00	\$125,000.00	\$125,000.00	\$125,000.00
MAKOSI, INC., 200 WEST 41ST ST, NEW YORK, NY (https://www.google.com/maps/place/200%20WEST%2041ST%20ST,NEW%20YORK,NY)	Graph	2	\$170,000.00	\$90,000.00	\$90,000.00	\$250,000.00
Totals	Graph	5	\$125,480.00	\$100,000.00	\$62,400.00	\$250,000.00

Employer Name/Worksite Address	Graph	Count	Mean Wage	Median Wage	Lowest Wage	Highest Wage
MAKOSI, INC., 200 WEST 41ST ST., NEW YORK, NY (https://www.google.com/maps/place/200%20WEST%2041ST%20ST.,NEW%20YORK,NY)	Graph	1	\$100,000.00	\$100,000.00	\$100,000.00	\$100,000.00
UXC ECLIPSE (USA) INC, 200 WEST 41ST STREET, NEW YORK, NY (https://www.google.com/maps/place/200%20WEST%2041ST%20STREET,NEW%20YORK,NY)	Graph	4	\$99,900.50	\$104,936.00	\$62,400.00	\$125,000.00
Totals	Graph	5	\$99,920.40	\$104,936.00	\$62,400.00	\$125,000.00











Latitude: 40.755502 Longitude: -73.977937












Employer Name/Employer Address	Graph	Count	Mean Wage	Median Wage	Lowest Wage	Highest Wage
KAMAL RAMANI INTERNAL MEDICINE, PC., 20 EAST 46TH STREET, STE 202, NEW YORK, NY (https://www.google.com/maps/place/20%20EAST%2046TH%20STREET,%20STE%20202,NEW%20YORK,NY)	Graph	1	\$82,388.80	\$82,388.80	\$82,388.80	\$82,388.80
Totals	Graph	1	\$82,388.80	\$82,388.80	\$82,388.80	\$82,388.80

Employer Name/Worksite Address	Graph	Count	Mean Wage	Median Wage	Lowest Wage	Highest Wage
KAMAL RAMANI INTERNAL MEDICINE, PC., 20 EAST 46TH STREET, STE 202, NEW YORK, NY (https://www.google.com/maps/place/20%20EAST%2046TH%20STREET,%20STE%20202,NEW%20YORK,NY)	Graph	1	\$82,388.80	\$82,388.80	\$82,388.80	\$82,388.80

Employer Name/Worksite Address	Graph	Count	Mean Wage	Median Wage	Lowest Wage	Highest Wage
OMNI EYE SPECIALISTS, P.A., 20 EAST 46TH STREET, NEW YORK, NY (https://www.google.com/maps/place/20%20EAST%2046TH%20STREET,NEW%20YORK,NY)		1	\$37,932.00	\$37,932.00	\$37,932.00	\$37,932.00
Totals		2	\$60,160.40	\$37,932.00	\$37,932.00	\$82,388.80

Latitude: 40.755514 Longitude: -73.975117

Employer Name/Employer Address	Graph	Count	Mean Wage	Median Wage	Lowest Wage	Highest Wage
ANZ SECURITIES INC., 277 PARK AVENUE, NEW YORK, NY (https://www.google.com/maps/place/277%20PARK%20AVENUE,NEW%20YORK,NY)		1	\$260,000.00	\$260,000.00	\$260,000.00	\$260,000.00
AUSTRALIA & NEW ZEALAND BANKING GROUP LIMITED, 277 PARK AVENUE, NEW YORK, NY (https://www.google.com/maps/place/277%20PARK%20AVENUE,NEW%20YORK,NY)		1	\$178,500.00	\$178,500.00	\$178,500.00	\$178,500.00
ANZ BANKING GROUP LIMITED, 277 PARK AVE #31, NEW YORK, NY (https://www.google.com/maps/place/277%20PARK%20AVE%20#31,NEW%20YORK,NY)		2	\$143,522.00	\$136,400.00	\$136,400.00	\$150,644.00
AGRICULTURAL BANK OF CHINA LIMITED, 277 PARK AVENUE, NEW YORK, NY (https://www.google.com/maps/place/277%20PARK%20AVENUE,NEW%20YORK,NY)		3	\$129,333.33	\$80,000.00	\$58,000.00	\$250,000.00
SMBC NIKKO SECURITIES AMERICA, INC., 277 PARK AVENUE, NEW YORK, NY (https://www.google.com/maps/place/277%20PARK%20AVENUE,NEW%20YORK,NY)		3	\$98,666.67	\$96,000.00	\$70,000.00	\$130,000.00
AUSTRALIA AND NEW ZEALAND BANKING GROUP LIMITED, 277 PARK AVENUE, NEW YORK, NY (https://www.google.com/maps/place/277%20PARK%20AVENUE,NEW%20YORK,NY)		9	\$178,890.56	\$185,000.00	\$124,700.00	\$240,000.00
SUMITOMO MITSUI BANKING CORPORATION, 277 PARK AVENUE, NEW YORK, NY (https://www.google.com/maps/place/277%20PARK%20AVENUE,NEW%20YORK,NY)		9	\$80,666.67	\$75,000.00	\$58,000.00	\$100,000.00
SMBC CAPITAL MARKETS, INC., 277 PARK AVENUE, NEW YORK, NY (https://www.google.com/maps/place/277%20PARK%20AVENUE,NEW%20YORK,NY)		11	\$108,000.00	\$100,000.00	\$70,000.00	\$207,000.00
JRI AMERICA, INC., 277 PARK AVENUE, NEW YORK, NY (https://www.google.com/maps/place/277%20PARK%20AVENUE,NEW%20YORK,NY)		12	\$89,254.17	\$77,000.00	\$71,000.00	\$125,000.00
Totals		51	\$117,737.43	\$100,000.00	\$58,000.00	\$260,000.00

Employer Name/Worksite Address	Graph	Count	Mean Wage	Median Wage
ANZ BANKING GROUP LIMITED, 277 PARK AVE #31, NEW YORK, NY (https://www.google.com/maps/place/277%20PARK%20AVE%20#31,NEW%20YORK,NY)		1	\$150,644.00	\$150,644.00
JPMORGAN CHASE & CO., JPMORGAN CHASE & CO., 277 PARK AVE, NEW YORK, NY (https://www.google.com/maps/place/JPMORGAN%20CHASE%20%26%20CO.,%20277%20PARK%20AVE,NEW%20YORK,NY)		1	\$75,000.00	\$75,000.00
PAMTEN, INC., JPMC, NEW YORK, NY (https://www.google.com/maps/place/JPMC,NEW%20YORK,NY)		1	\$85,000.00	\$85,000.00
SIRI INFOSOLUTIONS INC., 277 PARK AVE, NEWYORK, NY (https://www.google.com/maps/place/277%20PARK%20AVE,NEWYORK,NY)		1	\$122,317.00	\$122,317.00
VISA U.S.A. INC., 277 PARK AVENUE, 50TH FLOOR, NEW YORK, NY (https://www.google.com/maps/place/277%20PARK%20AVENUE,%2050TH%20FLOOR,NEW%20YORK,NY)		1	\$108,500.00	\$108,500.00
JPMORGAN CHASE & CO., 277 PARK AVE., NEW YORK, NY (https://www.google.com/maps/place/277%20PARK%20AVE.,NEW%20YORK,NY)		3	\$172,493.33	\$158,480.00
JPMORGAN CHASE & CO., JPMORGAN CHASE & CO., 277 PARK AVENUE, NEW YORK, NY (https://www.google.com/maps/place/JPMORGAN%20CHASE%20%26%20CO.,%20277%20PARK%20AVENUE,NEW%20YORK,NY)		4	\$88,750.00	\$75,000.00
MPHASIS CORPORATION, JPMC, 277 PARK AVENUE, NEW YORK, NY (https://www.google.com/maps/place/JPMC,%20277%20PARK%20AVENUE,NEW%20YORK,NY)		20	\$75,795.00	\$75,795.00
JPMORGAN CHASE & CO., 277 PARK AVE, NEW YORK, NY (https://www.google.com/maps/place/277%20PARK%20AVE,NEW%20YORK,NY)		91	\$70,752.71	\$71,781.00
SMBC CAPITAL MARKETS, INC., 277 PARK AVENUE, NEW YORK, NY (https://www.google.com/maps/place/277%20PARK%20AVENUE,NEW%20YORK,NY)		184	\$112,751.11	\$115,000.00
Totals		307	\$98,092.97	\$75,795.00

Latitude: 40.755538 Longitude: -73.979467

Employer Name/Employer Address	Graph	Count	Mean Wage	Median Wage	Lowest Wage	Highest Wage
NAGASE AMERICA CORPORATION, 546 5TH AVENUE, 16TH FLOOR, NEW YORK, NY (https://www.google.com/maps/place/546%205TH%20AVENUE,%2016TH%20FLOOR,NEW%20YORK,NY)	Graph	1	\$114,900.00	\$114,900.00	\$114,900.00	\$114,900.00
SAFRA NATIONAL BANK OF NEW YORK, 546 FIFTH AVENUE, NEW YORK, NY (https://www.google.com/maps/place/546%20FIFTH%20AVENUE,NEW%20YORK,NY)	Graph	1	\$100,000.00	\$100,000.00	\$100,000.00	\$100,000.00
Totals	Graph	2	\$107,450.00	\$100,000.00	\$100,000.00	\$114,900.00

Employer Name/Worksite Address	Graph	Count	Mean Wage	Median Wage	Lowest Wage	Highest Wage
NAGASE AMERICA CORPORATION, 546 5TH AVENUE, 16TH FLOOR, NEW YORK, NY (https://www.google.com/maps/place/546%205TH%20AVENUE,%2016TH%20FLOOR,NEW%20YORK,NY)	Graph	1	\$114,900.00	\$114,900.00	\$114,900.00	\$114,900.00
ASTIR IT SOLUTIONS INC, 546 5TH AVE, NEW YORK, NY (https://www.google.com/maps/place/546%20%205TH%20AVE,NEW%20YORK,NY)	Graph	2	\$76,000.00	\$76,000.00	\$76,000.00	\$76,000.00
KANEKA AMERICAS HOLDING, INC., 546 FIFTH AVENUE, NEW YORK, NY (https://www.google.com/maps/place/546%20FIFTH%20AVENUE,NEW%20YORK,NY)	Graph	2	\$82,568.50	\$65,137.00	\$65,137.00	\$100,000.00
PIRELLI TIRE LLC, 546 5TH AVENUE, NEW YORK, NY (https://www.google.com/maps/place/546%205TH%20AVENUE,NEW%20YORK,NY)	Graph	3	\$75,833.33	\$67,000.00	\$67,000.00	\$93,500.00
Totals	Graph	8	\$82,442.13	\$76,000.00	\$65,137.00	\$114,900.00

Latitude: 40.755549 Longitude: -73.979993

Employer Name/Employer Address	Graph	Count	Mean Wage	Median Wage	Lowest Wage	Highest Wage
BODY IN BALANCE CHIROPRACTIC, LLC, 2 W 45TH ST., NEW YORK, NY (https://www.google.com/maps/place/2%20W%2045TH%20ST.,NEW%20YORK,NY)	Graph	1	\$60,507.00	\$60,507.00	\$60,507.00	\$60,507.00
CHARLEX, INC., 2 WEST 45TH STREET, NEW YORK, NY (https://www.google.com/maps/place/2%20WEST%2045TH%20STREET,NEW%20YORK,NY)	Graph	1	\$60,000.00	\$60,000.00	\$60,000.00	\$60,000.00
DIAMONDSTAR INC., 2 WEST 45TH STREET, NEW YORK, NY (https://www.google.com/maps/place/2%20WEST%2045TH%20STREET,NEW%20YORK,NY)	Graph	1	\$46,675.20	\$46,675.20	\$46,675.20	\$46,675.20
VIDA WEB SOLUTIONS INC., 16 WEST 45TH STREET, NEW YORK, NY (https://www.google.com/maps/place/16%20WEST%2045TH%20STREET,NEW%20YORK,NY)	Graph	2	\$87,000.00	\$54,000.00	\$54,000.00	\$120,000.00
Totals	Graph	5	\$68,236.44	\$60,000.00	\$46,675.20	\$120,000.00

Employer Name/Worksite Address	Graph	Count	Mean Wage	Median Wage	Lowest Wage	Highest Wage
BODY IN BALANCE CHIROPRACTIC, LLC, 2 W 45TH ST., NEW YORK, NY (https://www.google.com/maps/place/2%20W%2045TH%20ST.,NEW%20YORK,NY)	Graph	1	\$60,507.00	\$60,507.00	\$60,507.00	\$60,507.00
CHARLEX, INC., 2 WEST 45TH STREET, NEW YORK, NY (https://www.google.com/maps/place/2%20WEST%2045TH%20STREET,NEW%20YORK,NY)	Graph	2	\$53,337.60	\$46,675.20	\$46,675.20	\$60,000.00
VIDA WEB SOLUTIONS INC., 16 WEST 45TH STREET, NEW YORK, NY (https://www.google.com/maps/place/16%20WEST%2045TH%20STREET,NEW%20YORK,NY)	Graph	2	\$87,000.00	\$54,000.00	\$54,000.00	\$120,000.00
Totals	Graph	5	\$68,236.44	\$60,000.00	\$46,675.20	\$120,000.00

Latitude: 40.755563 Longitude: -73.97714

Employer Name/Worksite Address	Graph	Count	Mean Wage	Median Wage	
CLOUDPOINT SYSTEMS INC., 383 STREET MADISON AVENUE, NEW YORK, NY (https://www.google.com/maps/place/383%20STREET%20MADISON%20AVENUE,NEW%20YORK,NY)	Graph	1	\$80,000.00	\$80,000.00	\$
COLLABERA INC., 383 MADISON AVENUE BUILDING, NEW YORK CITY, NY (https://www.google.com/maps/place/383%20MADISON%20AVENUE%20BUILDING,NEW%20YORK%20CITY,NY)	Graph	1	\$60,000.00	\$60,000.00	\$
JPMORGAN CHASE & CO., 270 PARK AVENUE, NEW YORK, NY (https://www.google.com/maps/place/270%20PARK%20AVENUE,NEW%20YORK,NY)	Graph	1	\$300,000.00	\$300,000.00	\$
JPMORGAN CHASE & CO., JPMORGAN CHASE & CO., 383 MADISON AV., NEW YORK, NY (https://www.google.com/maps/place/JPMORGAN%20CHASE%20%26%20CO.,%20383%20MADISON%20AV.,NEW%20YORK,NY)	Graph	1	\$155,000.00	\$155,000.00	\$

Employer Name/Worksite Address	Graph	Count	Mean Wage	Median Wage	
POLARIS CONSULTING & SERVICES LTD, 383, MADISON AVENUE, NEW YORK, NY (https://www.google.com/maps/place/383,%20MADISON%20AVENUE,NEW%20YORK,NY)	Graph	1	\$75,000.00	\$75,000.00	\$
JPMORGAN CHASE & CO., 383 MADISON AVE., NEW YORK, NY (https://www.google.com/maps/place/383%20MADISON%20AVE.,NEW%20YORK,NY)	Graph	2	\$112,000.00	\$84,000.00	\$
JPMORGAN CHASE & CO., 383 MADISON AVENUE, NEW YORK, NY (https://www.google.com/maps/place/383%20MADISON%20AVENUE,NEW%20YORK,NY)	Graph	4	\$137,500.00	\$120,000.00	\$
Totals	Graph	11	\$131,272.73	\$120,000.00	\$

Latitude: 40.75557 Longitude: -73.991578

Employer Name/Employer Address	Graph	Count	Mean Wage	Median Wage	Lowest Wage	High Wage
APOGEE DESIGN & CONSTRUCTION INC., 315 WEST 39TH STREET, NEW YORK, NY (https://www.google.com/maps/place/315%20WEST%2039TH%20STREET,NEW%20YORK,NY)	Graph	1	\$72,500.00	\$72,500.00	\$72,500.00	\$72,500.00
URBAN EDITION INC, 315 WEST 39TH STREET SUITE 1104, NEW YORK, NY (https://www.google.com/maps/place/315%20WEST%2039TH%20STREET%20SUITE%201104,NEW%20YORK,NY)	Graph	2	\$50,000.00	\$50,000.00	\$50,000.00	\$50,000.00
Totals	Graph	3	\$57,500.00	\$50,000.00	\$50,000.00	\$72,500.00

Employer Name/Worksite Address	Graph	Count	Mean Wage	Median Wage	Lowest Wage	High Wage
APOGEE DESIGN & CONSTRUCTION INC., 315 WEST 39TH STREET, NEW YORK, NY (https://www.google.com/maps/place/315%20WEST%2039TH%20STREET,NEW%20YORK,NY)	Graph	1	\$72,500.00	\$72,500.00	\$72,500.00	\$72,500.00
URBAN EDITION INC, 315 WEST 39TH STREET SUITE 1104, NEW YORK, NY (https://www.google.com/maps/place/315%20WEST%2039TH%20STREET%20SUITE%201104,NEW%20YORK,NY)	Graph	2	\$50,000.00	\$50,000.00	\$50,000.00	\$50,000.00
Totals	Graph	3	\$57,500.00	\$50,000.00	\$50,000.00	\$72,500.00

Latitude: 40.755571 Longitude: -73.983502

Employer Name/Employer Address	Graph	Count	Mean Wage	Median Wage	Lowest Wage	High Wage
CHINA LIFE ASSET MANAGEMENT COMPANY LIMITED, 1120 AVENUE OF THE AMERICAS, NEW YORK, NY (https://www.google.com/maps/place/1120%20AVENUE%20OF%20THE%20AMERICAS,NEW%20YORK,NY)	Graph	1	\$120,000.00	\$120,000.00	\$120,000.00	\$120,000.00
DMS GOVERNANCE (USA) INC., 1120 AVENUE OF THE AMERICAS, NEW YORK, NY (https://www.google.com/maps/place/1120%20AVENUE%20OF%20THE%20AMERICAS,NEW%20YORK,NY)	Graph	1	\$275,000.00	\$275,000.00	\$275,000.00	\$275,000.00
STONESHOT INC., 1120 AVENUE OF THE AMERICAS, NEW YORK, NY (https://www.google.com/maps/place/1120%20AVENUE%20OF%20THE%20AMERICAS,NEW%20YORK,NY)	Graph	1	\$46,675.00	\$46,675.00	\$46,675.00	\$46,675.00
ZZ CAPITAL INTERNATIONAL (US) LLC, 1120 AVENUE OF THE AMERICAS, NEW YORK, NY (https://www.google.com/maps/place/1120%20AVENUE%20OF%20THE%20AMERICAS,NEW%20YORK,NY)	Graph	1	\$95,160.00	\$95,160.00	\$95,160.00	\$95,160.00
IIFL INC., 1120 AVENUE OF THE AMERICAS, NEW YORK, NY (https://www.google.com/maps/place/1120%20AVENUE%20OF%20THE%20AMERICAS,NEW%20YORK,NY)	Graph	2	\$137,500.00	\$135,000.00	\$135,000.00	\$137,500.00
EIMN LLC, 1120 AVENUE OF THE AMERICAS, 6TH FLOOR, NEW YORK, NY (https://www.google.com/maps/place/1120%20AVENUE%20OF%20THE%20AMERICAS,%206TH%20FLOOR,NEW%20YORK,NY)	Graph	3	\$61,255.00	\$60,000.00	\$60,000.00	\$61,255.00
INSTITUTIONAL INVESTOR LLC, 1120 AVENUE OF THE AMERICAS, 6TH FLOOR, NEW YORK, NY (https://www.google.com/maps/place/1120%20AVENUE%20OF%20THE%20AMERICAS,%206TH%20FLOOR,NEW%20YORK,NY)	Graph	3	\$61,255.00	\$60,000.00	\$60,000.00	\$61,255.00
METAL BULLETIN HOLDING CORPORATION, 1120 AVENUE OF THE AMERICAS, 6TH FLOOR, NEW YORK, NY (https://www.google.com/maps/place/1120%20AVENUE%20OF%20THE%20AMERICAS,%206TH%20FLOOR,NEW%20YORK,NY)	Graph	3	\$61,255.00	\$60,000.00	\$60,000.00	\$61,255.00
INSTITUTIONAL INVESTOR LLC, 1120 AVENUE OF THE AMERICAS, NEW YORK, NY (https://www.google.com/maps/place/1120%20AVENUE%20OF%20THE%20AMERICAS,NEW%20YORK,NY)	Graph	4	\$77,500.00	\$80,000.00	\$80,000.00	\$77,500.00
Totals	Graph	19	\$88,059.47	\$68,000.00	\$68,000.00	\$275,000.00

Employer Name/Worksite Address	Graph	Count	Mean Wage	Median Wage	Lowest Wage	High Wage
MCKESSON TECHNOLOGIES LLC, 1120 AVE. OF THE AMERICAS, NEW YORK, NY (https://www.google.com/maps/place/1120%20AVE.%20OF%20THE%20AMERICAS,NEW%20YORK,NY)	Graph	1	\$89,502.00	\$89,502.00	\$89,502.00	\$89,502.00

Employer Name/Worksite Address	Graph	Count	Mean Wage	Median Wage	Lowest Wage	Highest Wage
EIMN LLC, 1120 AVENUE OF THE AMERICAS, 6TH FLOOR, NEW YORK, NY (https://www.google.com/maps/place/1120%20AVENUE%20OF%20THE%20AMERICAS,%206TH%20FLOOR,NEW%20YORK,NY)	Graph	9	\$61,255.00	\$60,000.00	\$55,000.00	\$65,000.00
CITIZEN WATCH COMPANY OF AMERICA, INC., 1120 AVENUE OF THE AMERICAS, NEW YORK, NY (https://www.google.com/maps/place/1120%20AVENUE%20OF%20THE%20AMERICAS,NEW%20YORK,NY)	Graph	19	\$100,228.37	\$80,000.00	\$46,000.00	\$146,000.00
Totals	Graph	29	\$87,763.31	\$71,781.00	\$46,000.00	\$146,000.00

Latitude: 40.755586 Longitude: -73.964213

Employer Name/Worksite Address	Graph	Count	Mean Wage	Median Wage	Lowest Wage	Highest Wage
RUDER FINN INC., 425 EAST 53RD STREET, NEW YORK, NY (https://www.google.com/maps/place/425%20EAST%2053RD%20STREET,NEW%20YORK,NY)	Graph	1	\$150,000.00	\$150,000.00	\$150,000.00	\$150,000.00
Totals	Graph	1	\$150,000.00	\$150,000.00	\$150,000.00	\$150,000.00

Employer Name/Worksite Address	Graph	Count	Mean Wage	Median Wage	Lowest Wage	Highest Wage
RUDER FINN INC., 425 EAST 53RD STREET, NEW YORK, NY (https://www.google.com/maps/place/425%20EAST%2053RD%20STREET,NEW%20YORK,NY)	Graph	1	\$150,000.00	\$150,000.00	\$150,000.00	\$150,000.00
Totals	Graph	1	\$150,000.00	\$150,000.00	\$150,000.00	\$150,000.00

Latitude: 40.755606 Longitude: -73.978184

Employer Name/Worksite Address	Graph	Count	Mean Wage	Median Wage	Lowest Wage	Highest Wage
EAST 46 HOTEL LLC, 16 EAST 46TH STREET, NEW YORK, NY (https://www.google.com/maps/place/16%20EAST%2046TH%20STREET,NEW%20YORK,NY)	Graph	5	\$60,000.00	\$60,000.00	\$60,000.00	\$60,000.00
Totals	Graph	5	\$60,000.00	\$60,000.00	\$60,000.00	\$60,000.00

Employer Name/Worksite Address	Graph	Count	Mean Wage	Median Wage	Lowest Wage	Highest Wage
EAST 46 HOTEL LLC, 16 EAST 46TH STREET, NEW YORK, NY (https://www.google.com/maps/place/16%20EAST%2046TH%20STREET,NEW%20YORK,NY)	Graph	5	\$60,000.00	\$60,000.00	\$60,000.00	\$60,000.00
Totals	Graph	5	\$60,000.00	\$60,000.00	\$60,000.00	\$60,000.00

Latitude: 40.755636 Longitude: -73.990873

Employer Name/Worksite Address	Graph	Count	Mean Wage	Median Wage	Lowest Wage	Highest Wage
KUNG FU KITCHEN INC., 610 8TH AVE, NEW YORK, NY (https://www.google.com/maps/place/610%208TH%20AVE,NEW%20YORK,NY)	Graph	1	\$39,000.00	\$39,000.00	\$39,000.00	\$39,000.00
Totals	Graph	1	\$39,000.00	\$39,000.00	\$39,000.00	\$39,000.00

Employer Name/Worksite Address	Graph	Count	Mean Wage	Median Wage	Lowest Wage	Highest Wage
KUNG FU KITCHEN INC., 610 8TH AVE, NEW YORK, NY (https://www.google.com/maps/place/610%208TH%20AVE,NEW%20YORK,NY)	Graph	1	\$39,000.00	\$39,000.00	\$39,000.00	\$39,000.00
Totals	Graph	1	\$39,000.00	\$39,000.00	\$39,000.00	\$39,000.00

Latitude: 40.755646 Longitude: -73.924912

Employer Name/Worksite Address	Graph	Count	Mean Wage	Median Wage	Lowest Wage	Highest Wage

Employer Name/Employer Address	Graph	Count	Mean Wage	Median Wage	Lowest Wage	Highest Wage
MARKEL ARCHITECTURE, DPC, 35-37 36TH STREET, ASTORIA, NY (https://www.google.com/maps/place/35-37%2036TH%20STREET,ASTORIA,NY)	Graph	1	\$115,000.00	\$115,000.00	\$115,000.00	\$115,000.00
MEDIAMORPHOSIS LLC, 35-37 36TH STREET, ASTORIA, NY (https://www.google.com/maps/place/35-37%2036TH%20STREET,ASTORIA,NY)	Graph	1	\$60,000.00	\$60,000.00	\$60,000.00	\$60,000.00
Totals	Graph	2	\$87,500.00	\$60,000.00	\$60,000.00	\$115,000.00

Employer Name/Worksite Address	Graph	Count	Mean Wage	Median Wage	Lowest Wage	Highest Wage
MARKEL ARCHITECTURE, DPC, 35-37 36TH STREET, ASTORIA, NY (https://www.google.com/maps/place/35-37%2036TH%20STREET,ASTORIA,NY)	Graph	1	\$115,000.00	\$115,000.00	\$115,000.00	\$115,000.00
MEDIAMORPHOSIS LLC, 35-37 36TH ST, ASTORIA, NY (https://www.google.com/maps/place/35-37%2036TH%20ST,ASTORIA,NY)	Graph	1	\$60,000.00	\$60,000.00	\$60,000.00	\$60,000.00
Totals	Graph	2	\$87,500.00	\$60,000.00	\$60,000.00	\$115,000.00

Latitude: 40.755656 Longitude: -73.96494

Employer Name/Worksite Address	Graph	Count	Mean Wage	Median Wage	Lowest Wage	Highest Wage
LETA AUSTIN FOSTER & ASSOCIATES, INC, 959 FIRST AVENUE, NEW YORK, NY (https://www.google.com/maps/place/959%20FIRST%20AVENUE,NEW%20YORK,NY)	Graph	1	\$60,000.00	\$60,000.00	\$60,000.00	\$60,000.00
Totals	Graph	1	\$60,000.00	\$60,000.00	\$60,000.00	\$60,000.00

Latitude: 40.755666 Longitude: -73.925066

Employer Name/Employer Address	Graph	Count	Mean Wage	Median Wage	Lowest Wage	Highest Wage
KAM CONSULTANTS CORP, 35-40 36TH STREET, LONG ISLAND CITY, NY (https://www.google.com/maps/place/35-40%2036TH%20STREET,LONG%20ISLAND%20CITY,NY)	Graph	1	\$39,229.00	\$39,229.00	\$39,229.00	\$39,229.00
KAM CONSULTANTS CORPORATION, 35-40 36TH STREET, LONG ISLAND CITY, NY (https://www.google.com/maps/place/35-40%2036TH%20STREET,LONG%20ISLAND%20CITY,NY)	Graph	1	\$41,600.00	\$41,600.00	\$41,600.00	\$41,600.00
Totals	Graph	2	\$40,414.50	\$39,229.00	\$39,229.00	\$41,600.00

Employer Name/Worksite Address	Graph	Count	Mean Wage	Median Wage	Lowest Wage	Highest Wage
KAM CONSULTANTS CORPORATION, 35-40 36TH STREET, LONG ISLAND CITY, NY (https://www.google.com/maps/place/35-40%2036TH%20STREET,LONG%20ISLAND%20CITY,NY)	Graph	2	\$40,414.50	\$39,229.00	\$39,229.00	\$41,600.00
Totals	Graph	2	\$40,414.50	\$39,229.00	\$39,229.00	\$41,600.00

Latitude: 40.755671 Longitude: -73.979942

Employer Name/Employer Address	Graph	Count	Mean Wage	Median Wage	Lowest Wage	Highest Wage
EFFY & CO INC., 7 WEST 45TH STREET, NEW YORK, NY (https://www.google.com/maps/place/7%20WEST%2045TH%20STREET,NEW%20YORK,NY)	Graph	1	\$65,749.00	\$65,749.00	\$65,749.00	\$65,749.00
NYC RESTAURANT CORP., 7 WEST 45TH STREET, SUITE 707, NEW YORK, NY (https://www.google.com/maps/place/7%20WEST%2045TH%20STREET,%20SUITE%20707,NEW%20YORK,NY)	Graph	1	\$38,771.20	\$38,771.20	\$38,771.20	\$38,771.20
EFFY & CO., INC., 7 WEST 45TH STREET, NEW YORK, NY (https://www.google.com/maps/place/7%20WEST%2045TH%20STREET,NEW%20YORK,NY)	Graph	2	\$46,675.00	\$46,675.00	\$46,675.00	\$46,675.00
Totals	Graph	4	\$49,467.55	\$46,675.00	\$38,771.20	\$65,749.00

Employer Name/Worksite Address	Graph	Count	Mean Wage	Median Wage	Lowest Wage	Highest Wage
--------------------------------	-------	-------	-----------	-------------	-------------	--------------

Employer Name/Worksite Address	Graph	Count	Mean Wage	Median Wage	Lowest Wage	Highest Wage
NYC RESTAURANT CORP., 7 WEST 45TH STREET, SUITE 707, NEW YORK, NY (https://www.google.com/maps/place/7%20WEST%2045TH%20STREET,%20SUITE%20707,NEW%20YORK,NY)	Graph	1	\$39,771.20	\$39,771.20	\$39,771.20	\$39,771.20
EFFY & CO INC., 7 WEST 45TH STREET, NEW YORK, NY (https://www.google.com/maps/place/7%20WEST%2045TH%20STREET,NEW%20YORK,NY)	Graph	3	\$53,033.00	\$46,675.00	\$46,675.00	\$65,749.00
Totals	Graph	4	\$49,467.55	\$46,675.00	\$38,771.20	\$65,749.00

Latitude: 40.755678 Longitude: -73.988339

Employer Name/Employer Address	Graph	Count	Mean Wage	Median Wage	Lowest Wage	Highest Wage
RESEARCH FOUNDATION OF CUNY, 230 WEST 41ST STREET, 7TH FLOOR, NEW YORK, NY (https://www.google.com/maps/place/230%20WEST%2041ST%20STREET,%207TH%20FLOOR,NEW%20YORK,NY)	Graph	50	\$60,001.10	\$57,137.60	\$42,000.00	\$115,000.00
Totals	Graph	50	\$60,001.10	\$57,137.60	\$42,000.00	\$115,000.00

Employer Name/Worksite Address	Graph	Count	Mean Wage	Median Wage	Lowest Wage	Highest Wage
BOP LLC, 230 WEST 41ST ST, NEW YORK, NY (https://www.google.com/maps/place/230%20WEST%2041ST%20ST,NEW%20YORK,NY)	Graph	1	\$137,000.00	\$137,000.00	\$137,000.00	\$137,000.00
BOP, LLC, 230 WEST 41ST STREET, NEW YORK, NY (https://www.google.com/maps/place/230%20WEST%2041ST%20STREET,NEW%20YORK,NY)	Graph	1	\$125,000.00	\$125,000.00	\$125,000.00	\$125,000.00
THE CITY UNIVERSITY OF NEW YORK, 230 W. 41ST STREET, NEW YORK, NY (https://www.google.com/maps/place/230%20W.%2041ST%20STREET,NEW%20YORK,NY)	Graph	1	\$107,077.00	\$107,077.00	\$107,077.00	\$107,077.00
BOP, LLC, 230 W 41ST ST, NEW YORK, NY (https://www.google.com/maps/place/230%20W%2041ST%20ST,NEW%20YORK,NY)	Graph	13	\$87,207.69	\$86,400.00	\$86,400.00	\$87,207.69
RESEARCH FOUNDATION OF CUNY, 230 WEST 41ST STREET, 7TH FLOOR, NEW YORK, NY (https://www.google.com/maps/place/230%20WEST%2041ST%20STREET,%207TH%20FLOOR,NEW%20YORK,NY)	Graph	49	\$60,152.93	\$58,000.00	\$42,000.00	\$115,000.00
Totals	Graph	65	\$68,465.70	\$63,980.80	\$42,000.00	\$115,000.00

Latitude: 40.75568 Longitude: -73.9792

Employer Name/Worksite Address	Graph	Count	Mean Wage	Median Wage	Lowest Wage	Highest Wage
TEN-X, LLC, 555 5TH AVE., NEW YORK, NY (https://www.google.com/maps/place/555%205TH%20AVE.,NEW%20YORK,NY)	Graph	1	\$71,781.00	\$71,781.00	\$71,781.00	\$71,781.00
Totals	Graph	1	\$71,781.00	\$71,781.00	\$71,781.00	\$71,781.00

Latitude: 40.755689 Longitude: -73.975153

Employer Name/Worksite Address	Graph	Count	Mean Wage	Median Wage
JPMORGAN CHASE & CO., JPMORGAN CHASE & CO., 270 PARK AVE., NEW YORK, NY (https://www.google.com/maps/place/JPMORGAN%20CHASE%20%26%20CO.,%20270%20PARK%20AVE.,NEW%20YORK,NY)	Graph	1	\$104,000.00	\$104,000.00
JPMORGAN CHASE & CO., JPMORGAN CHASE & CO., 270 PARK AVE, NEW YORK, NY (https://www.google.com/maps/place/JPMORGAN%20CHASE%20%26%20CO.,%20270%20PARK%20AVE,NEW%20YORK,NY)	Graph	2	\$100,500.00	\$80,000.00
JPMORGAN CHASE & CO., 270 PARK AVE., NEW YORK, NY (https://www.google.com/maps/place/270%20PARK%20AVE.,NEW%20YORK,NY)	Graph	2	\$104,500.00	\$85,000.00
JPMORGAN CHASE & CO., JPMORGAN CHASE & CO., 270 PARK AVENUE, NEW YORK, NY (https://www.google.com/maps/place/JPMORGAN%20CHASE%20%26%20CO.,%20270%20PARK%20AVENUE,NEW%20YORK,NY)	Graph	4	\$121,900.00	\$105,000.00
VIRTUSA CORPORATION, 270 PARK AVE, NEW YORK, NY (https://www.google.com/maps/place/270%20PARK%20AVE,NEW%20YORK,NY)	Graph	80	\$70,043.15	\$60,000.00
JPMORGAN CHASE & CO., 270 PARK AVENUE, NEW YORK, NY (https://www.google.com/maps/place/270%20PARK%20AVENUE,NEW%20YORK,NY)	Graph	114	\$126,178.68	\$115,000.00
Totals	Graph	203	\$103,396.16	\$85,000.00

Latitude: 40.755689 Longitude: -73.827692

Employer Name/Employer Address	Graph	Count	Mean Wage	Median Wage	Lowest Wage	Highest Wage
WILSON KO, MD, FACS, PC, 136-25 MAPLE AVENUE, FLUSHING, NY (https://www.google.com/maps/place/136-25%20MAPLE%20AVENUE,FLUSHING,NY)	Graph	1	\$104,000.00	\$104,000.00	\$104,000.00	\$104,000.00
Totals	Graph	1	\$104,000.00	\$104,000.00	\$104,000.00	\$104,000.00

Employer Name/Worksite Address	Graph	Count	Mean Wage	Median Wage	Lowest Wage	Highest Wage
WILSON KO, MD, FACS, PC, 136-25 MAPLE AVENUE, FLUSHING, NY (https://www.google.com/maps/place/136-25%20MAPLE%20AVENUE,FLUSHING,NY)	Graph	1	\$104,000.00	\$104,000.00	\$104,000.00	\$104,000.00
Totals	Graph	1	\$104,000.00	\$104,000.00	\$104,000.00	\$104,000.00

Latitude: 40.75571 Longitude: -73.978432

Employer Name/Employer Address	Graph	Count	Mean Wage	Median Wage	Lowest Wage	Highest Wage
DIAMOND DESIGNS & ARTS, LLC, 12 E 46TH STREET, 4TH FLOOR, NEW YORK, NY (https://www.google.com/maps/place/12%20E%2046TH%20STREET,%204TH%20FLOOR,NEW%20YORK,NY)	Graph	1	\$41,600.00	\$41,600.00	\$41,600.00	\$41,600.00
H&D DYNAMIC PHYSICAL & OCCUPATIONAL THERAPY, PLLC, 12 EAST 46TH STREET, NEW YORK, NY (https://www.google.com/maps/place/12%20EAST%2046TH%20STREET,NEW%20YORK,NY)	Graph	1	\$114,400.00	\$114,400.00	\$114,400.00	\$114,400.00
Totals	Graph	2	\$78,000.00	\$41,600.00	\$41,600.00	\$114,400.00

Employer Name/Worksite Address	Graph	Count	Mean Wage	Median Wage	Lowest Wage	Highest Wage
DIAMOND DESIGNS & ARTS, LLC, 12 E 46TH STREET, 4TH FLOOR, NEW YORK, NY (https://www.google.com/maps/place/12%20E%2046TH%20STREET,%204TH%20FLOOR,NEW%20YORK,NY)	Graph	1	\$41,600.00	\$41,600.00	\$41,600.00	\$41,600.00
Totals	Graph	1	\$41,600.00	\$41,600.00	\$41,600.00	\$41,600.00

Latitude: 40.755713 Longitude: -73.97934

Employer Name/Worksite Address	Graph	Count	Mean Wage	Median Wage	Lowest Wage	Highest Wage
HEADSTRONG SERVICES LLC, 552 FIFTH AVENUE, NEW YORK, NY (https://www.google.com/maps/place/552%20FIFTH%20AVENUE,NEW%20YORK,NY)	Graph	1	\$71,781.00	\$71,781.00	\$71,781.00	\$71,781.00
Totals	Graph	1	\$71,781.00	\$71,781.00	\$71,781.00	\$71,781.00

Latitude: 40.755782 Longitude: -73.99208

Employer Name/Employer Address	Graph	Count	Mean Wage	Median Wage	Lowest Wage	Highest Wage
GREAT SEATS LTD., 333 WEST 39TH STREET, NEW YORK, NY (https://www.google.com/maps/place/333%20WEST%2039TH%20STREET,NEW%20YORK,NY)	Graph	1	\$46,700.00	\$46,700.00	\$46,700.00	\$46,700.00
HUFF + GOODEN ARCHITECTS, LLC, 333 WEST 39TH STREET, SUITE 904, NEW YORK, NY (https://www.google.com/maps/place/333%20WEST%2039TH%20STREET,%20SUITE%20904,NEW%20YORK,NY)	Graph	1	\$50,000.00	\$50,000.00	\$50,000.00	\$50,000.00
MEDIQUIRE, INC., 333 WEST 39TH STREET, NEW YORK, NY (https://www.google.com/maps/place/333%20WEST%2039TH%20STREET,NEW%20YORK,NY)	Graph	1	\$155,000.00	\$155,000.00	\$155,000.00	\$155,000.00
Totals	Graph	3	\$83,900.00	\$50,000.00	\$46,700.00	\$155,000.00

Employer Name/Worksite Address	Graph	Count	Mean Wage	Median Wage	Lowest Wage	Highest Wage
HUFF + GOODEN ARCHITECTS, LLC, 333 WEST 39TH STREET, SUITE 904, NEW YORK, NY (https://www.google.com/maps/place/333%20WEST%2039TH%20STREET,%20SUITE%20904,NEW%20YORK,NY)	Graph	1	\$50,000.00	\$50,000.00	\$50,000.00	\$50,000.00
MEDIQUIRE, INC., 333 WEST 39TH STREET, NEW YORK, NY (https://www.google.com/maps/place/333%20WEST%2039TH%20STREET,NEW%20YORK,NY)	Graph	2	\$100,850.00	\$46,700.00	\$46,700.00	\$155,000.00
Totals	Graph	3	\$83,900.00	\$50,000.00	\$46,700.00	\$155,000.00

Latitude: 40.755787 Longitude: -73.988258

Employer Name/Worksite Address	Graph	Count	Mean Wage	Median Wage	Lowest Wage	Highest Wage
RESEARCH FOUNDATION OF CUNY, 230 41ST STREET, 7TH FLOOR, NEW YORK, NY (https://www.google.com/maps/place/230%2041ST%20STREET,%207TH%20FLOOR,NEW%20YORK,NY)	Graph	1	\$52,561.60	\$52,561.60	\$52,561.60	\$52,561.60
Totals	Graph	1	\$52,561.60	\$52,561.60	\$52,561.60	\$52,561.60

Latitude: 40.7558 Longitude: -73.984778

Employer Name/Employer Address	Graph	Count	Mean Wage	Median Wage	Lowest Wage	Highest Wage
CIFCO INT'L GROUP CO., LTD., 7 TIMES SQUARE, NEW YORK, NY (https://www.google.com/maps/place/7%20TIMES%20SQUARE,NEW%20YORK,NY)	Graph	1	\$38,771.20	\$38,771.20	\$38,771.20	\$38,771.20
CIFCO INTERNATIONAL GROUP CO., LTD., 7 TIMES SQUARE, NEW YORK, NY (https://www.google.com/maps/place/7%20TIMES%20SQUARE,NEW%20YORK,NY)	Graph	1	\$58,240.00	\$58,240.00	\$58,240.00	\$58,240.00
FOREFRONT WEALTH MANAGEMENT LLC, 7 TIMES SQUARE, NEW YORK, NY (https://www.google.com/maps/place/7%20TIMES%20SQUARE,NEW%20YORK,NY)	Graph	1	\$67,200.00	\$67,200.00	\$67,200.00	\$67,200.00
ROBERT WALTERS ASSOCIATES INC., 7 TIMES SQUARE, NEW YORK, NY (https://www.google.com/maps/place/7%20TIMES%20SQUARE,NEW%20YORK,NY)	Graph	1	\$108,680.00	\$108,680.00	\$108,680.00	\$108,680.00
EAGLESIGHT CAPITAL MANAGEMENT LLC, 7 TIMES SQUARE, NEW YORK, NY (https://www.google.com/maps/place/7%20TIMES%20SQUARE,NEW%20YORK,NY)	Graph	2	\$66,000.00	\$66,000.00	\$66,000.00	\$66,000.00
ANN TAYLOR, INC., 7 TIMES SQUARE, NEW YORK, NY (https://www.google.com/maps/place/7%20TIMES%20SQUARE,NEW%20YORK,NY)	Graph	3	\$150,000.00	\$145,000.00	\$125,000.00	\$180,000.00
RESOURCE SOLUTIONS INC., 7 TIMES SQUARE, NEW YORK, NY (https://www.google.com/maps/place/7%20TIMES%20SQUARE,NEW%20YORK,NY)	Graph	3	\$91,145.67	\$89,066.00	\$74,984.00	\$109,387.00
TRAVELCLICK INC, 7 TIMES SQUARE, NEW YORK, NY (https://www.google.com/maps/place/7%20TIMES%20SQUARE,NEW%20YORK,NY)	Graph	7	\$88,571.43	\$95,000.00	\$70,000.00	\$100,000.00
Totals	Graph	19	\$92,017.27	\$90,000.00	\$38,771.20	\$180,000.00

Employer Name/Worksite Address	Graph	Count	Mean Wage	Median Wage	Lowest Wage	Highest Wage
AXON SOLUTIONS, INC., 7 TIME SQUARE 15TH FLOOR, NEW YORK, NY (https://www.google.com/maps/place/7%20TIME%20SQUARE%2015TH%20FLOOR,NEW%20YORK,NY)	Graph	1	\$128,000.00	\$128,000.00	\$128,000.00	\$128,000.00
DAY PITNEY LLP, 7 TIMES SQUARE, NEW YORK CITY, NY (https://www.google.com/maps/place/7%20TIMES%20SQUARE,NEW%20YORK%20CITY,NY)	Graph	1	\$79,150.00	\$79,150.00	\$79,150.00	\$79,150.00
MARLABS, INC., 7 TIME SQUARE, 38TH FLOOR, NEW YORK CITY, NY (https://www.google.com/maps/place/7%20TIME%20SQUARE,%2038TH%20FLOOR,NEW%20YORK%20CITY,NY)	Graph	1	\$75,800.00	\$75,800.00	\$75,800.00	\$75,800.00
VST CONSULTING INC, ANN TAYLOR, NEW YORK, NY (https://www.google.com/maps/place/ANN%20TAYLOR,NEW%20YORK,NY)	Graph	1	\$54,000.00	\$54,000.00	\$54,000.00	\$54,000.00
WHITE AND WILLIAMS LLP, 7 TIMES SQUARE SUITE 2900, NEW YORK, NY (https://www.google.com/maps/place/7%20TIMES%20SQUARE%20SUITE%202900,NEW%20YORK,NY)	Graph	2	\$170,000.00	\$170,000.00	\$170,000.00	\$170,000.00
TRAVELCLICK INC, 7 TIME SQUARE, NEW YORK, NY (https://www.google.com/maps/place/7%20TIME%20SQUARE,NEW%20YORK,NY)	Graph	9	\$76,971.56	\$71,000.00	\$38,043.00	\$95,000.00
ANN TAYLOR, INC., 7 TIMES SQUARE, NEW YORK, NY (https://www.google.com/maps/place/7%20TIMES%20SQUARE,NEW%20YORK,NY)	Graph	145	\$85,186.81	\$90,376.00	\$55,910.00	\$120,000.00
Totals	Graph	160	\$85,761.14	\$90,376.00	\$38,043.00	\$120,000.00

Latitude: 40.7558 Longitude: -73.980248

Employer Name/Employer Address	Graph	Count	Mean Wage	Median Wage	Lowest Wage	Highest Wage
GLENFARNE GROUP, LLC, 25 WEST 45TH STREET, NEW YORK, NY (https://www.google.com/maps/place/25%20WEST%2045TH%20STREET,NEW%20YORK,NY)	Graph	1	\$300,000.00	\$300,000.00	\$300,000.00	\$300,000.00
AUERBACH GRAYSON AND COMPANY LLC, 25 WEST 45TH STREET, NEW YORK, NY (https://www.google.com/maps/place/25%20WEST%2045TH%20STREET,NEW%20YORK,NY)	Graph	3	\$121,666.67	\$125,000.00	\$90,000.00	\$150,000.00
Totals	Graph	4	\$166,250.00	\$125,000.00	\$90,000.00	\$300,000.00

Employer Name/Worksite Address	Graph	Count	Mean Wage	Median Wage	Lowest Wage	Highest Wage
GLENFARNE GROUP, LLC, 25 WEST 45TH STREET, NEW YORK, NY (https://www.google.com/maps/place/25%20WEST%2045TH%20STREET,NEW%20YORK,NY)	Graph	2	\$182,500.00	\$65,000.00	\$65,000.00	\$300,000.00
Totals	Graph	2	\$182,500.00	\$65,000.00	\$65,000.00	\$300,000.00

Latitude: 40.755806 Longitude: -73.983331

Employer Name/Worksite Address	Graph	Count	Mean Wage	Median Wage	Lowest Wage	Highest Wage
WIPRO LIMITED, 1114, AVENUE OF THE AMERICAS, NEW YORK, NY (https://www.google.com/maps/place/1114,%20AVENUE%20OF%20THE%20AMERICAS,NEW%20YORK,NY)	Graph	2	\$71,781.00	\$71,781.00	\$71,781.00	\$71,781.00
Totals	Graph	2	\$71,781.00	\$71,781.00	\$71,781.00	\$71,781.00

Latitude: 40.755815 Longitude: -73.984401

Employer Name/Employer Address	Graph	Count	Mean Wage	Median Wage	Lowest Wage	Highest Wage
NEX SERVICES NORTH AMERICA LLC, 4 TIMES SQUARE, 14TH FLOOR, NEW YORK, NY (https://www.google.com/maps/place/4%20TIMES%20SQUARE,%2014TH%20FLOOR,NEW%20YORK,NY)	Graph	1	\$111,405.00	\$111,405.00	\$111,405.00	\$111,405.00
SKADDEN, ARPS, SLATE, MEAGHER & FLOM LLP, FOUR TIMES SQUARE, NEW YORK, NY (https://www.google.com/maps/place/FOUR%20TIMES%20SQUARE,NEW%20YORK,NY)	Graph	10	\$226,052.00	\$235,000.00	\$80,520.00	\$300,000.00
SKADDEN, ARPS, SLATE, MEAGHER & FLOM LLP, FOUR TIMES SQUARE, NEW YORK, NY (https://www.google.com/maps/place/FOUR%20TIMES%20SQUARE,NEW%20YORK,NY)	Graph	42	\$205,559.52	\$190,000.00	\$118,500.00	\$315,000.00
Totals	Graph	53	\$207,649.53	\$190,000.00	\$80,520.00	\$315,000.00

Employer Name/Worksite Address	Graph	Count	Mean Wage	Median Wage	Lowest Wage	Highest Wage
NEX SERVICES NORTH AMERICA LLC, 4 TIMES SQUARE, 14TH FLOOR, NEW YORK, NY (https://www.google.com/maps/place/4%20TIMES%20SQUARE,%2014TH%20FLOOR,NEW%20YORK,NY)	Graph	1	\$111,405.00	\$111,405.00	\$111,405.00	\$111,405.00
SS&C TECHNOLOGIES INC, 4 TIMES SQUARE, NEW YORK, NY (https://www.google.com/maps/place/4%20TIMES%20SQUARE,NEW%20YORK,NY)	Graph	2	\$83,500.00	\$72,000.00	\$72,000.00	\$95,000.00
SKADDEN, ARPS, SLATE, MEAGHER & FLOM LLP, FOUR TIMES SQUARE, NEW YORK, NY (https://www.google.com/maps/place/FOUR%20TIMES%20SQUARE,NEW%20YORK,NY)	Graph	51	\$210,078.82	\$190,000.00	\$80,520.00	\$315,000.00
Totals	Graph	54	\$203,563.43	\$190,000.00	\$72,000.00	\$315,000.00

Latitude: 40.755816 Longitude: -73.983324

Employer Name/Worksite Address	Graph	Count	Mean Wage	Median Wage	Lowest Wage	Highest Wage
TORANA INC, 1114 AVENUE OF THE AMERICAS, NEW YORK, NY (https://www.google.com/maps/place/1114%20AVENUE%20OF%20THE%20AMERICAS,NEW%20YORK,NY)	Graph	1	\$58,000.00	\$58,000.00	\$58,000.00	\$58,000.00
Totals	Graph	1	\$58,000.00	\$58,000.00	\$58,000.00	\$58,000.00

Latitude: 40.755866 Longitude: -73.996453

Employer Name/Employer Address	Graph	Count	Mean Wage	Median Wage	Lowest Wage	Highest Wage
GAZETA USA, INC., 438 WEST 37TH STREET, NEW YORK, NY (https://www.google.com/maps/place/438%20WEST%2037TH%20STREET,NEW%20YORK,NY)	Graph	1	\$34,362.00	\$34,362.00	\$34,362.00	\$34,362.00
Totals	Graph	1	\$34,362.00	\$34,362.00	\$34,362.00	\$34,362.00

Employer Name/Worksite Address	Graph	Count	Mean Wage	Median Wage	Lowest Wage	Highest Wage
--------------------------------	-------	-------	-----------	-------------	-------------	--------------

Employer Name/Worksite Address	Graph	Count	Mean Wage	Median Wage	Lowest Wage	Highest Wage
GAZETA USA, INC., 438 WEST 37TH STREET, NEW YORK, NY (https://www.google.com/maps/place/438%20WEST%2037TH%20STREET,NEW%20YORK,NY)	Graph	1	\$34,362.00	\$34,362.00	\$34,362.00	\$34,362.00
Totals	Graph	1	\$34,362.00	\$34,362.00	\$34,362.00	\$34,362.00

Latitude: 40.755867 Longitude: -73.978802

Employer Name/Worksite Address	Graph	Count	Mean Wage	Median Wage	Lowest Wage	Highest Wage
CICOGNANI KALLA ARCHITECT, PLLC, 6 EAST 46TH STREET, NEW YORK, NY (https://www.google.com/maps/place/6%20EAST%2046TH%20STREET,NEW%20YORK,NY)	Graph	1	\$74,000.00	\$74,000.00	\$74,000.00	\$74,000.00
Totals	Graph	1	\$74,000.00	\$74,000.00	\$74,000.00	\$74,000.00

Employer Name/Worksite Address	Graph	Count	Mean Wage	Median Wage	Lowest Wage	Highest Wage
CICOGNANI KALLA ARCHITECT, PLLC, 6 EAST 46TH STREET, NEW YORK, NY (https://www.google.com/maps/place/6%20EAST%2046TH%20STREET,NEW%20YORK,NY)	Graph	1	\$74,000.00	\$74,000.00	\$74,000.00	\$74,000.00
Totals	Graph	1	\$74,000.00	\$74,000.00	\$74,000.00	\$74,000.00

Latitude: 40.755899 Longitude: -73.973858

Employer Name/Worksite Address	Graph	Count	Mean Wage	Median Wage	Lowest Wage	Highest Wage
PUZHEN LIFE USA LLC, 299 PARK AVE, FL 6, NEW YORK, NY (https://www.google.com/maps/place/299%20PARK%20AVE,%20FL%206,NEW%20YORK,NY)	Graph	1	\$70,387.20	\$70,387.20	\$70,387.20	\$70,387.20
PUZHEN LIFE USA, LLC, 299 PARK AVE, FL 6, NEW YORK, NY (https://www.google.com/maps/place/299%20PARK%20AVE,%20FL%206,NEW%20YORK,NY)	Graph	1	\$70,387.20	\$70,387.20	\$70,387.20	\$70,387.20
PUZHEN LIFE (USA) LLC, 299 PARK AVE, 6TH FL, NEW YORK, NY (https://www.google.com/maps/place/299%20PARK%20AVE,%206TH%20FL,NEW%20YORK,NY)	Graph	3	\$56,160.00	\$56,160.00	\$56,160.00	\$56,160.00
Totals	Graph	5	\$61,850.88	\$56,160.00	\$56,160.00	\$70,387.20

Employer Name/Worksite Address	Graph	Count	Mean Wage	Median Wage	Lowest Wage	Highest Wage
SENA INFO TECHNOLOGIES, INC., 299 PARK AVENUE, NEW YORK, NY (https://www.google.com/maps/place/299%20PARK%20AVENUE,NEW%20YORK,NY)	Graph	1	\$75,000.00	\$75,000.00	\$75,000.00	\$75,000.00
PUZHEN LIFE USA LLC, 299 PARK AVE, FL 6, NEW YORK, NY (https://www.google.com/maps/place/299%20PARK%20AVE,%20FL%206,NEW%20YORK,NY)	Graph	2	\$70,387.20	\$70,387.20	\$70,387.20	\$70,387.20
PUZHEN LIFE (USA) LLC, 299 PARK AVE, 6TH FL, NEW YORK, NY (https://www.google.com/maps/place/299%20PARK%20AVE,%206TH%20FL,NEW%20YORK,NY)	Graph	3	\$56,160.00	\$56,160.00	\$56,160.00	\$56,160.00
Totals	Graph	6	\$64,042.40	\$56,160.00	\$56,160.00	\$75,000.00

Latitude: 40.755914 Longitude: -73.832716

Employer Name/Worksite Address	Graph	Count	Mean Wage	Median Wage	Lowest Wage	Highest Wage
FINEST ADULT DAYCARE CENTER INC, 132-35 41ST ROAD, SUITE 1A, FLUSHING, NY (https://www.google.com/maps/place/132-35%2041ST%20ROAD,%20SUITE%201A,FLUSHING,NY)	Graph	1	\$50,000.00	\$50,000.00	\$50,000.00	\$50,000.00
A-ZS GROUP INC, 132-35 41ST ROAD SUITE 3D, FLUSHING, NY (https://www.google.com/maps/place/132-35%2041ST%20ROAD%20SUITE%203D,FLUSHING,NY)	Graph	2	\$56,862.50	\$52,625.00	\$52,625.00	\$61,100.00
Totals	Graph	3	\$54,575.00	\$52,625.00	\$50,000.00	\$61,100.00

Employer Name/Worksite Address	Graph	Count	Mean Wage	Median Wage	Lowest Wage	Highest Wage
--------------------------------	-------	-------	-----------	-------------	-------------	--------------

Employer Name/Worksite Address	Graph	Count	Mean Wage	Median Wage	Lowest Wage	Highest Wage
FINEST ADULT DAYCARE CENTER INC, 132-35 41ST ROAD, SUITE 1A, FLUSHING, NY (https://www.google.com/maps/place/132-35%2041ST%20ROAD,%20SUITE%201A,FLUSHING,NY)	Graph	1	\$50,000.00	\$50,000.00	\$50,000.00	\$50,000.00
Totals	Graph	1	\$50,000.00	\$50,000.00	\$50,000.00	\$50,000.00

Latitude: 40.755925 Longitude: -73.972698

Employer Name/Employer Address	Graph	Count	Mean Wage	Median Wage	Lowest Wage	Highest Wage
THE INVUS GROUP, LLC, 70 LEXINGTON AVENUE, NEW YORK, NY (https://www.google.com/maps/place/70%20LEXINGTON%20AVENUE,NEW%20YORK,NY)	Graph	1	\$145,000.00	\$145,000.00	\$145,000.00	\$145,000.00
Totals	Graph	1	\$145,000.00	\$145,000.00	\$145,000.00	\$145,000.00

Employer Name/Worksite Address	Graph	Count	Mean Wage	Median Wage	Lowest Wage	Highest Wage
THE INVUS GROUP, LLC, 70 LEXINGTON AVENUE, NEW YORK, NY (https://www.google.com/maps/place/70%20LEXINGTON%20AVENUE,NEW%20YORK,NY)	Graph	1	\$145,000.00	\$145,000.00	\$145,000.00	\$145,000.00
Totals	Graph	1	\$145,000.00	\$145,000.00	\$145,000.00	\$145,000.00

Latitude: 40.755928 Longitude: -73.534082

Employer Name/Worksite Address	Graph	Count	Mean Wage	Median Wage	Lowest Wage	Highest Wage
INFORMATION RESOURCES, INC., 18 UTICA AVENUE, HICKSVILLE, NY (https://www.google.com/maps/place/18%20UTICA%20AVENUE,HICKSVILLE,NY)	Graph	1	\$76,315.00	\$76,315.00	\$76,315.00	\$76,315.00
Totals	Graph	1	\$76,315.00	\$76,315.00	\$76,315.00	\$76,315.00

Latitude: 40.75594 Longitude: -73.980578

Employer Name/Employer Address	Graph	Count	Mean Wage	Median Wage	Lowest Wage	Highest Wage
EGG ELECTRIC INC., 35 WEST 45TH STREET, 4TH FLOOR, NEW YORK, NY (https://www.google.com/maps/place/35%20WEST%2045TH%20STREET,%204TH%20FLOOR,NEW%20YORK,NY)	Graph	1	\$68,182.00	\$68,182.00	\$68,182.00	\$68,182.00
Totals	Graph	1	\$68,182.00	\$68,182.00	\$68,182.00	\$68,182.00

Employer Name/Worksite Address	Graph	Count	Mean Wage	Median Wage	Lowest Wage	Highest Wage
EGG ELECTRIC INC., 35 WEST 45TH STREET, 4TH FLOOR, NEW YORK, NY (https://www.google.com/maps/place/35%20WEST%2045TH%20STREET,%204TH%20FLOOR,NEW%20YORK,NY)	Graph	1	\$68,182.00	\$68,182.00	\$68,182.00	\$68,182.00
Totals	Graph	1	\$68,182.00	\$68,182.00	\$68,182.00	\$68,182.00

Latitude: 40.755949 Longitude: -73.421931

Employer Name/Employer Address	Graph	Count	Mean Wage	Median Wage	Lowest Wage	Highest Wage
SIEMENS PLM SOFTWARE INC., 60 BROADHOLLOW ROAD, MELVILLE, NY (https://www.google.com/maps/place/60%20BROADHOLLOW%20ROAD,MELVILLE,NY)	Graph	2	\$86,499.96	\$73,000.00	\$73,000.00	\$99,999.92
Totals	Graph	2	\$86,499.96	\$73,000.00	\$73,000.00	\$99,999.92

Employer Name/Worksite Address	Graph	Count	Mean Wage	Median Wage	Lowest Wage	Highest Wage
SIEMENS PLM SOFTWARE INC., 60 BROADHOLLOW ROAD, MELVILLE, NY (https://www.google.com/maps/place/60%20BROADHOLLOW%20ROAD,MELVILLE,NY)	Graph	4	\$87,057.23	\$78,229.00	\$73,000.00	\$99,999.92

Employer Name/Worksite Address	Graph	Count	Mean Wage	Median Wage	Lowest Wage	Highest Wage
Totals	Graph	4	\$87,057.23	\$78,229.00	\$73,000.00	\$99,999.92

Latitude: 40.755995 Longitude: -73.804516

Employer Name/Worksite Address	Graph	Count	Mean Wage	Median Wage	Lowest Wage	Highest Wage
KOAM MERCHANT SERVICES CORP, 45-07 162ND STREET, FLUSHING, NY (https://www.google.com/maps/place/45-07%20162ND%20STREET,FLUSHING,NY)	Graph	1	\$47,840.00	\$47,840.00	\$47,840.00	\$47,840.00
Totals	Graph	1	\$47,840.00	\$47,840.00	\$47,840.00	\$47,840.00

Employer Name/Worksite Address	Graph	Count	Mean Wage	Median Wage	Lowest Wage	Highest Wage
KOAM MERCHANT SERVICES CORP, 45-07 162ND STREET, FLUSHING, NY (https://www.google.com/maps/place/45-07%20162ND%20STREET,FLUSHING,NY)	Graph	1	\$47,840.00	\$47,840.00	\$47,840.00	\$47,840.00
NEW FRANKLIN REHABILITATION & HEALTH CARE FACILITY LLC, 45-15 162ND STREET, FLUSHING, NY (https://www.google.com/maps/place/45-15%20162ND%20STREET,FLUSHING,NY)	Graph	1	\$45,000.00	\$45,000.00	\$45,000.00	\$45,000.00
Totals	Graph	2	\$46,420.00	\$45,000.00	\$45,000.00	\$47,840.00

Latitude: 40.756004 Longitude: -73.990605

Employer Name/Worksite Address	Graph	Count	Mean Wage	Median Wage	Lowest Wage	Highest Wage
BOUNCE EXCHANGE INC., 620 8TH AVENUE, NEW YORK, NY (https://www.google.com/maps/place/620%208TH%20AVENUE,NEW%20YORK,NY)	Graph	1	\$100,000.00	\$100,000.00	\$100,000.00	\$100,000.00
MARKIT NORTH AMERICA, INC. D/B/A IHS MARKIT, 620 8TH AVENUE, 35TH FLOOR, NEW YORK, NY (https://www.google.com/maps/place/620%208TH%20AVENUE,%2035TH%20FLOOR,NEW%20YORK,NY)	Graph	2	\$73,278.50	\$55,744.00	\$55,744.00	\$90,813.00
MARKIT NORTH AMERICA, INC., 620 8TH AVENUE, 35TH FLOOR, NEW YORK, NY (https://www.google.com/maps/place/620%208TH%20AVENUE,%2035TH%20FLOOR,NEW%20YORK,NY)	Graph	2	\$131,093.50	\$124,987.00	\$124,987.00	\$137,200.00
MARKIT NORTH AMERICA, INC., 620 8TH AVENUE, NEW YORK, NY (https://www.google.com/maps/place/620%208TH%20AVENUE,NEW%20YORK,NY)	Graph	4	\$91,639.75	\$65,749.00	\$64,813.00	\$124,592.00
THE NEW YORK TIMES COMPANY, 620 8TH AVENUE, NEW YORK, NY (https://www.google.com/maps/place/620%208TH%20AVENUE,NEW%20YORK,NY)	Graph	28	\$119,619.88	\$115,000.00	\$46,361.54	\$210,000.00
Totals	Graph	37	\$114,179.99	\$115,000.00	\$46,361.54	\$210,000.00

Employer Name/Worksite Address	Graph	Count	Mean Wage	Median Wage	Lowest Wage	Highest Wage
AMERISOFTPRO SYSTEMS LLC, 620 8TH AVE., NEW YORK, NY (https://www.google.com/maps/place/620%208TH%20AVE.,NEW%20YORK,NY)	Graph	1	\$95,000.00	\$95,000.00	\$95,000.00	\$95,000.00
TAVANT TECHNOLOGIES, INC, 620 EIGHT AVENUE, NEW YORK, NY (https://www.google.com/maps/place/620%20EIGHT%20AVENUE,NEW%20YORK,NY)	Graph	1	\$98,557.00	\$98,557.00	\$98,557.00	\$98,557.00
MOMENTO USA LLC, 620 8TH AVE, NEW YORK, NY (https://www.google.com/maps/place/620%208TH%20AVE,NEW%20YORK,NY)	Graph	7	\$78,534.43	\$78,652.00	\$62,000.00	\$113,300.00
MARKIT NORTH AMERICA, INC., 620 8TH AVENUE, 35TH FLOOR, NEW YORK, NY (https://www.google.com/maps/place/620%208TH%20AVENUE,%2035TH%20FLOOR,NEW%20YORK,NY)	Graph	9	\$90,440.56	\$84,864.00	\$55,744.00	\$137,200.00
THE NEW YORK TIMES COMPANY, 620 8TH AVENUE, NEW YORK, NY (https://www.google.com/maps/place/620%208TH%20AVENUE,NEW%20YORK,NY)	Graph	41	\$109,327.99	\$114,000.00	\$46,361.54	\$210,000.00
Totals	Graph	59	\$102,367.98	\$100,000.00	\$46,361.54	\$210,000.00

Latitude: 40.756023 Longitude: -73.983335

Employer Name/Worksite Address	Graph	Count	Mean Wage	Median Wage	Lowest Wage	Highest Wage
--------------------------------	-------	-------	-----------	-------------	-------------	--------------

Employer Name/Employer Address	Graph	Count	Mean Wage	Median Wage	Lowest Wage	Highest Wage
ING FINANCIAL SERVICES LLC, 1133 AVENUE OF THE AMERICAS, NEW YORK, NY (https://www.google.com/maps/place/1133%20AVENUE%20OF%20THE%20AMERICAS,NEW%20YORK,NY)	Graph	7	\$107,285.71	\$95,000.00	\$83,000.00	\$175,000.00
Totals	Graph	7	\$107,285.71	\$95,000.00	\$83,000.00	\$175,000.00

Employer Name/Worksite Address	Graph	Count	Mean Wage	Median Wage	Lowest Wage	Highest Wage
BANK OF AMERICA N.A., 1133 AVENUE OF THE AMERICAS, NEW YORK, NY (https://www.google.com/maps/place/1133%20%20AVENUE%20OF%20THE%20AMERICAS,NEW%20YORK,NY)	Graph	1	\$140,000.00	\$140,000.00	\$140,000.00	\$140,000.00
BANK OF AMERICA N.A., 1133 AVE OF THE AMERICAS, NEW YORK, NY (https://www.google.com/maps/place/1133%20AVE%20OF%20THE%20AMERICAS,NEW%20YORK,NY)	Graph	2	\$120,000.00	\$90,000.00	\$90,000.00	\$150,000.00
BANK OF AMERICA N.A., 1133 AVE. OF THE AMERICAS, NEW YORK, NY (https://www.google.com/maps/place/1133%20AVE.%20OF%20THE%20AMERICAS,NEW%20YORK,NY)	Graph	2	\$95,374.50	\$65,749.00	\$65,749.00	\$120,000.00
INTEL AMERICAS, 1133 AVENUE OF THE AMERICAS, MANHATTAN, NY (https://www.google.com/maps/place/1133%20AVENUE%20OF%20THE%20AMERICAS,MANHATTAN,NY)	Graph	2	\$108,347.00	\$97,760.00	\$97,760.00	\$110,000.00
BANK OF AMERICA N.A., 1133 AVENUE OF THE AMERICAS, NEW YORK, NY (https://www.google.com/maps/place/1133%20AVENUE%20OF%20THE%20AMERICAS,NEW%20YORK,NY)	Graph	16	\$124,734.94	\$100,000.00	\$78,479.00	\$190,000.00
Totals	Graph	23	\$121,008.78	\$105,000.00	\$65,749.00	\$190,000.00

Latitude: 40.756037 Longitude: -73.990842

Employer Name/Employer Address	Graph	Count	Mean Wage	Median Wage	Lowest Wage	Highest Wage
URU, INC., 620 EIGHTH AVENUE, NEW YORK, NY (https://www.google.com/maps/place/620%20EIGHTH%20AVENUE,NEW%20YORK,NY)	Graph	1	\$125,000.00	\$125,000.00	\$125,000.00	\$125,000.00
DATADOG, INC., 620 EIGHTH AVENUE, NEW YORK, NY (https://www.google.com/maps/place/620%20EIGHTH%20AVENUE,NEW%20YORK,NY)	Graph	9	\$128,333.33	\$140,000.00	\$75,000.00	\$180,000.00
Totals	Graph	10	\$128,000.00	\$140,000.00	\$75,000.00	\$180,000.00

Employer Name/Worksite Address	Graph	Count	Mean Wage	Median Wage	Lowest Wage	Highest Wage
ALPHA NET CONSULTING LLC, 620 EIGHTH AVENUE, MANHATTAN, NY (https://www.google.com/maps/place/620%20EIGHTH%20AVENUE,MANHATTAN,NY)	Graph	2	\$69,000.00	\$67,000.00	\$67,000.00	\$71,000.00
TECH MAHINDRA (AMERICAS),INC., 620 EIGHTH AVENUE, NEW YORK, NY (https://www.google.com/maps/place/620%20EIGHTH%20AVENUE,NEW%20YORK,NY)	Graph	16	\$135,573.13	\$140,000.00	\$75,000.00	\$210,000.00
Totals	Graph	18	\$128,176.11	\$125,000.00	\$67,000.00	\$210,000.00

Latitude: 40.756038 Longitude: -73.970527

Employer Name/Employer Address	Graph	Count	Mean Wage	Median Wage	Lowest Wage	Highest Wage
BTIG LLC, 825 3RD AVE, NEW YORK, NY (https://www.google.com/maps/place/825%203RD%20AVE,NEW%20YORK,NY)	Graph	1	\$125,000.00	\$125,000.00	\$125,000.00	\$125,000.00
COMPASS ADVISERS GROUP, LLC, 825 THIRD AVENUE, 32ND FLOOR, NEW YORK, NY (https://www.google.com/maps/place/825%20THIRD%20AVENUE,%2032ND%20FLOOR,NEW%20YORK,NY)	Graph	1	\$110,000.00	\$110,000.00	\$110,000.00	\$110,000.00
CORNICK, GARBER & SANDLER LLP, 825 THIRD AVENUE, 4TH FLOOR, NEW YORK, NY (https://www.google.com/maps/place/825%20THIRD%20AVENUE,%204TH%20FLOOR,NEW%20YORK,NY)	Graph	1	\$55,765.00	\$55,765.00	\$55,765.00	\$55,765.00
DOUGLAS LANE & ASSOCIATES LLC, 825 3RD AVENUE, NEW YORK, NY (https://www.google.com/maps/place/825%203RD%20AVENUE,NEW%20YORK,NY)	Graph	1	\$90,000.00	\$90,000.00	\$90,000.00	\$90,000.00
FOCUS OPERATING LLC, 825 3RD STREET, NEW YORK, NY (https://www.google.com/maps/place/825%203RD%20STREET,NEW%20YORK,NY)	Graph	1	\$47,000.00	\$47,000.00	\$47,000.00	\$47,000.00
KIRBY MCINERNEY LLP, 825 THIRD AVENUE, NEW YORK, NY (https://www.google.com/maps/place/825%20THIRD%20AVENUE,NEW%20YORK,NY)	Graph	1	\$40,000.00	\$40,000.00	\$40,000.00	\$40,000.00
MD GLOBAL PARTNERS, LLC, 825 3RD AVE SUITE 231, NEW YORK, NY (https://www.google.com/maps/place/825%203RD%20AVE%20SUITE%20231,NEW%20YORK,NY)	Graph	1	\$65,749.00	\$65,749.00	\$65,749.00	\$65,749.00

Employer Name/Employer Address	Graph	Count	Mean Wage	Median Wage	Lowest Wage	Highest Wage
TRAXYS NORTH AMERICA, LLC, 825 THIRD AVENUE, NEW YORK, NY (https://www.google.com/maps/place/825%20THIRD%20AVENUE,NEW%20YORK,NY)	Graph	2	\$78,000.00	\$66,000.00	\$66,000.00	\$90,000.00
Totals	Graph	9	\$76,612.67	\$66,000.00	\$40,000.00	\$125,000.00

Employer Name/Worksite Address	Graph	Count	Mean Wage	Median Wage	Lowest Wage	Highest Wage
COMPASS ADVISERS GROUP, LLC, 825 THIRD AVENUE, 32ND FLOOR, NEW YORK, NY (https://www.google.com/maps/place/825%20THIRD%20AVENUE,%2032ND%20FLOOR,NEW%20YORK,NY)	Graph	1	\$110,000.00	\$110,000.00	\$110,000.00	\$110,000.00
CORNICK, GARBER & SANDLER LLP, 825 THIRD AVENUE, 4TH FLOOR, NEW YORK, NY (https://www.google.com/maps/place/825%20THIRD%20AVENUE,%204TH%20FLOOR,NEW%20YORK,NY)	Graph	1	\$55,765.00	\$55,765.00	\$55,765.00	\$55,765.00
MD GLOBAL PARTNERS, LLC, 825 3RD AVE SUITE 231, NEW YORK, NY (https://www.google.com/maps/place/825%203RD%20AVE%20SUITE%20231,NEW%20YORK,NY)	Graph	1	\$65,749.00	\$65,749.00	\$65,749.00	\$65,749.00
POULOMI TECHNOLOGIES INC, 825 3RD AVENUE, NEW YORK, NY (https://www.google.com/maps/place/825%203RD%20AVENUE,NEW%20YORK,NY)	Graph	3	\$77,333.33	\$60,000.00	\$47,000.00	\$125,000.00
IBM INDIA PRIVATE LIMITED, 825 THIRD AVENUE, NEW YORK, NY (https://www.google.com/maps/place/825%20THIRD%20AVENUE,NEW%20YORK,NY)	Graph	5	\$81,836.72	\$75,795.00	\$40,000.00	\$142,400.00
Totals	Graph	11	\$79,336.15	\$70,000.00	\$40,000.00	\$142,400.00

Latitude: 40.756061 Longitude: -73.974882

Employer Name/Employer Address	Graph	Count	Mean Wage	Median Wage	Lowest Wage	Highest Wage
GIC PRIVATE LIMITED US BRANCH, 280 PARK AVE., NEW YORK, NY (https://www.google.com/maps/place/280%20PARK%20AVE.,NEW%20YORK,NY)	Graph	1	\$125,000.00	\$125,000.00	\$125,000.00	\$125,000.00
GIC REAL ESTATE INC, 280 PARK AVENUE, NEW YORK, NY (https://www.google.com/maps/place/280%20PARK%20AVENUE,NEW%20YORK,NY)	Graph	1	\$90,000.00	\$90,000.00	\$90,000.00	\$90,000.00
GIC SPECIAL INVESTMENTS PTE LTD, 280 PARK AVENUE, NEW YORK, NY (https://www.google.com/maps/place/280%20PARK%20AVENUE,NEW%20YORK,NY)	Graph	1	\$100,000.00	\$100,000.00	\$100,000.00	\$100,000.00
REPRESENTATIVE OFFICE OF GIC PRIVATE LIMITED, 280 PARK AVENUE, NEW YORK, NY (https://www.google.com/maps/place/280%20PARK%20AVENUE,NEW%20YORK,NY)	Graph	1	\$100,000.00	\$100,000.00	\$100,000.00	\$100,000.00
SAGARD CAPITAL PARTNERS MANAGEMENT CORP, 280 PARK AVENUE, NEW YORK, NY (https://www.google.com/maps/place/280%20PARK%20AVENUE,NEW%20YORK,NY)	Graph	1	\$177,975.00	\$177,975.00	\$177,975.00	\$177,975.00
TACONIC CAPITAL ADVISORS LP, 280 PARK AVENUE, NEW YORK, NY (https://www.google.com/maps/place/280%20PARK%20AVENUE,NEW%20YORK,NY)	Graph	1	\$155,000.00	\$155,000.00	\$155,000.00	\$155,000.00
TRIAN FUND MANAGEMENT, L.P., 280 PARK AVENUE, NEW YORK, NY (https://www.google.com/maps/place/280%20PARK%20AVENUE,NEW%20YORK,NY)	Graph	1	\$106,870.00	\$106,870.00	\$106,870.00	\$106,870.00
UCM CAPITAL MANAGEMENT, INC., 280 PARK AVENUE, NEW YORK, NY (https://www.google.com/maps/place/280%20PARK%20AVENUE,NEW%20YORK,NY)	Graph	1	\$85,000.00	\$85,000.00	\$85,000.00	\$85,000.00
GIC PRIVATE LIMITED US BRANCH, 280 PARK AVENUE, NEW YORK, NY (https://www.google.com/maps/place/280%20PARK%20AVENUE,NEW%20YORK,NY)	Graph	2	\$167,500.00	\$110,000.00	\$110,000.00	\$225,000.00
RUTON CAPITAL MANAGEMENT, LP, 280 PARK AVENUE, NEW YORK, NY (https://www.google.com/maps/place/280%20PARK%20AVENUE,NEW%20YORK,NY)	Graph	2	\$180,000.00	\$60,000.00	\$60,000.00	\$300,000.00
GIC ASSET MANAGEMENT PTE LTD, 280 PARK AVENUE, NEW YORK, NY (https://www.google.com/maps/place/280%20PARK%20AVENUE,NEW%20YORK,NY)	Graph	3	\$116,666.67	\$100,000.00	\$100,000.00	\$150,000.00
TENEO HOLDINGS LLC, 280 PARK AVENUE, NEW YORK, NY (https://www.google.com/maps/place/280%20PARK%20AVENUE,NEW%20YORK,NY)	Graph	3	\$135,430.00	\$170,290.00	\$61,000.00	\$175,000.00
BLUEMOUNTAIN CAPITAL MANAGEMENT, LLC, 280 PARK AVENUE, NEW YORK, NY (https://www.google.com/maps/place/280%20PARK%20AVENUE,NEW%20YORK,NY)	Graph	4	\$172,500.00	\$175,000.00	\$115,000.00	\$200,000.00
PJT PARTNERS HOLDINGS LP, 280 PARK AVENUE, NEW YORK, NY (https://www.google.com/maps/place/280%20PARK%20AVENUE,NEW%20YORK,NY)	Graph	12	\$127,250.00	\$90,000.00	\$85,000.00	\$250,000.00
EXLSERVICE.COM, LLC, 280 PARK AVENUE, NEW YORK, NY (https://www.google.com/maps/place/280%20PARK%20AVENUE,NEW%20YORK,NY)	Graph	224	\$85,219.80	\$86,900.00	\$67,200.00	\$135,000.00
Totals	Graph	258	\$91,850.27	\$86,900.00	\$60,000.00	\$300,000.00

Employer Name/Worksite Address	Graph	Count	Mean Wage	Median Wage
JPMORGAN CHASE & CO., JPMORGAN CHASE & CO., 277 PARK AVE, NEW YORK, NY (https://www.google.com/maps/place/JPMORGAN%20CHASE%20%26%20CO.,%20277%20PARK%20AVE,NEW%20YORK,NY)	Graph	1	\$113,500.00	\$113,500.00
JPMORGAN CHASE & CO., JPMORGAN CHASE & CO., 277 PARK AVENUE, NEW YORK, NY (https://www.google.com/maps/place/JPMORGAN%20CHASE%20%26%20CO.,%20277%20PARK%20AVENUE,NEW%20YORK,NY)	Graph	1	\$120,000.00	\$120,000.00
JPMORGAN CHASE & CO., 277 PARK AVE, NEW YORK, NY (https://www.google.com/maps/place/277%20PARK%20AVE,NEW%20YORK,NY)	Graph	1	\$142,750.00	\$142,750.00
JPMORGAN CHASE & CO., 277 PARK AVENUE, NEW YORK, NY (https://www.google.com/maps/place/277%20PARK%20AVENUE,NEW%20YORK,NY)	Graph	8	\$115,932.10	\$117,956.80
GIC ASSET MANAGEMENT PTE LTD, 280 PARK AVENUE, NEW YORK, NY (https://www.google.com/maps/place/280%20PARK%20AVENUE,NEW%20YORK,NY)	Graph	38	\$137,305.32	\$115,000.00
Totals	Graph	49	\$133,087.93	\$120,000.00

Latitude: 40.756079 Longitude: -73.980907

Employer Name/Employer Address	Graph	Count	Mean Wage	Median Wage	Lowest Wage	Highest Wage
JEWEL SOURCE INC., 45 WEST 45TH STREET, 9TH FLOOR, NEW YORK, NY (https://www.google.com/maps/place/45%20WEST%2045TH%20STREET,%209TH%20FLOOR,NEW%20YORK,NY)	Graph	1	\$67,204.80	\$67,204.80	\$67,204.80	\$67,204.80
ZEEL NETWORKS, INC., 45 WEST 45TH STREET, NEW YORK, NY (https://www.google.com/maps/place/45%20WEST%2045TH%20STREET,NEW%20YORK,NY)	Graph	1	\$125,000.00	\$125,000.00	\$125,000.00	\$125,000.00
Totals	Graph	2	\$96,102.40	\$67,204.80	\$67,204.80	\$125,000.00

Employer Name/Worksite Address	Graph	Count	Mean Wage	Median Wage	Lowest Wage	Highest Wage
JEWEL SOURCE INC., 45 WEST 45TH STREET, 9TH FLOOR, NEW YORK, NY (https://www.google.com/maps/place/45%20WEST%2045TH%20STREET,%209TH%20FLOOR,NEW%20YORK,NY)	Graph	1	\$67,204.80	\$67,204.80	\$67,204.80	\$67,204.80
ZEEL NETWORKS, INC., 45 WEST 45TH STREET, NEW YORK, NY (https://www.google.com/maps/place/45%20WEST%2045TH%20STREET,NEW%20YORK,NY)	Graph	1	\$125,000.00	\$125,000.00	\$125,000.00	\$125,000.00
Totals	Graph	2	\$96,102.40	\$67,204.80	\$67,204.80	\$125,000.00

Latitude: 40.756086 Longitude: -73.978902

Employer Name/Employer Address	Graph	Count	Mean Wage	Median Wage	Lowest Wage	Highest Wage
NARDELLO & CO., LLC, 565 FIFTH AVENUE, NEW YORK, NY (https://www.google.com/maps/place/565%20FIFTH%20AVENUE,NEW%20YORK,NY)	Graph	1	\$112,000.00	\$112,000.00	\$112,000.00	\$112,000.00
VLADEK, RASKIN & CLARK, PC, 565 FIFTH AVENUE, 9TH FLOOR, NEW YORK, NY (https://www.google.com/maps/place/565%20FIFTH%20AVENUE,%209TH%20FLOOR,NEW%20YORK,NY)	Graph	1	\$84,460.00	\$84,460.00	\$84,460.00	\$84,460.00
REDBURN (USA) LLC, 565 FIFTH AVENUE, NEW YORK, NY (https://www.google.com/maps/place/565%20FIFTH%20AVENUE,NEW%20YORK,NY)	Graph	2	\$62,500.00	\$60,000.00	\$60,000.00	\$65,000.00
SAITO LAW GROUP PLLC, 565 FIFTH AVENUE, NEW YORK, NY (https://www.google.com/maps/place/565%20FIFTH%20AVENUE,NEW%20YORK,NY)	Graph	2	\$90,000.00	\$90,000.00	\$90,000.00	\$90,000.00
CLOUD9 TECHNOLOGIES LLC, 565 FIFTH AVENUE, NEW YORK, NY (https://www.google.com/maps/place/565%20FIFTH%20AVENUE,NEW%20YORK,NY)	Graph	5	\$104,000.00	\$110,000.00	\$70,000.00	\$125,000.00
Totals	Graph	11	\$92,860.00	\$90,000.00	\$60,000.00	\$125,000.00

Employer Name/Worksite Address	Graph	Count	Mean Wage	Median Wage	Lowest Wage	Highest Wage
VLADEK, RASKIN & CLARK, PC, 565 FIFTH AVENUE, 9TH FLOOR, NEW YORK, NY (https://www.google.com/maps/place/565%20FIFTH%20AVENUE,%209TH%20FLOOR,NEW%20YORK,NY)	Graph	1	\$84,460.00	\$84,460.00	\$84,460.00	\$84,460.00
REDBURN (USA) LLC, 565 FIFTH AVENUE, NEW YORK, NY (https://www.google.com/maps/place/565%20FIFTH%20AVENUE,NEW%20YORK,NY)	Graph	7	\$91,129.86	\$95,160.00	\$60,000.00	\$125,000.00
Totals	Graph	8	\$90,296.13	\$84,460.00	\$60,000.00	\$125,000.00

Latitude: 40.756093 Longitude: -73.938893						
Employer Name/Worksite Address	Graph	Count	Mean Wage	Median Wage	Lowest Wage	Highest Wage
STEVE MCCURRY STUDIOS LLC, 4332 22ND STREET, LONG ISLAND CITY, NY (https://www.google.com/maps/place/4332%2022ND%20STREET, LONG%20ISLAND%20CITY, NY)	Graph	1	\$48,880.00	\$48,880.00	\$48,880.00	\$48,880.00
Totals	Graph	1	\$48,880.00	\$48,880.00	\$48,880.00	\$48,880.00

Latitude: 40.756113 Longitude: -73.976945						
Employer Name/Employer Address	Graph	Count	Mean Wage	Median Wage	Lowest Wage	Highest Wage
LARRAINVIAL SECURITIES US LLC, 400 MADISON AVENUE, SUITE 5C, NEW YORK, NY (https://www.google.com/maps/place/400%20MADISON%20AVENUE,%20SUITE%205C, NEW%20YORK, NY)	Graph	1	\$200,000.00	\$200,000.00	\$200,000.00	\$200,000.00
MITTLEMAN INVESTMENT MANAGEMENT, LLC, 400 MADISON AVENUE,, NEW YORK, NY (https://www.google.com/maps/place/400%20MADISON%20AVENUE,, NEW%20YORK, NY)	Graph	1	\$125,000.00	\$125,000.00	\$125,000.00	\$125,000.00
MJ BOYD LLC, 400 MADISON AVENUE, SUITE 1202, NEW YORK, NY (https://www.google.com/maps/place/400%20MADISON%20AVENUE,%20SUITE%201202, NEW%20YORK, NY)	Graph	1	\$166,000.00	\$166,000.00	\$166,000.00	\$166,000.00
FORETHOUGHT USA LLC, 400 MADISON AVE, NEW YORK, NY (https://www.google.com/maps/place/400%20MADISON%20AVE, NEW%20YORK, NY)	Graph	3	\$150,324.33	\$103,800.00	\$62,962.00	\$284,200.00
Totals	Graph	6	\$156,995.50	\$125,000.00	\$62,962.00	\$284,200.00

Employer Name/Worksite Address	Graph	Count	Mean Wage	Median Wage	Lowest Wage	Highest Wage
LARRAINVIAL SECURITIES US LLC, 400 MADISON AVENUE, SUITE 5C, NEW YORK, NY (https://www.google.com/maps/place/400%20MADISON%20AVENUE,%20SUITE%205C, NEW%20YORK, NY)	Graph	1	\$200,000.00	\$200,000.00	\$200,000.00	\$200,000.00
MJ BOYD LLC, 400 MADISON AVENUE, NEW YORK, NY (https://www.google.com/maps/place/400%20MADISON%20AVENUE, NEW%20YORK, NY)	Graph	6	\$113,673.33	\$124,592.00	\$65,749.00	\$166,000.00
Totals	Graph	7	\$126,005.71	\$125,000.00	\$65,749.00	\$200,000.00

Latitude: 40.756136 Longitude: -73.998096					
Employer Name/Employer Address	Graph	Count	Mean Wage	Median Wage	Lowest Wage
1100 ARCHITECT PC, 475 10TH AVE 10TH FLR, NEW YORK, NY (https://www.google.com/maps/place/475%2010TH%20AVE%20%20%2010TH%20FLR, NEW%20YORK, NY)	Graph	1	\$87,000.00	\$87,000.00	\$87,000.00
JAMES CORNER FIELD OPERATIONS LLC, 475 10TH AVE 9TH FLOOR, NEW YORK, NY (https://www.google.com/maps/place/475%2010TH%20AVE%20%20%20%20%20%209TH%20FLOOR, NEW%20YORK, NY)	Graph	1	\$56,000.00	\$56,000.00	\$56,000.00
JAMES CORNER FIELD OPERATIONS LLC, 475 10TH AVE 9TH FLOOR, NEW YORK, NY (https://www.google.com/maps/place/475%2010TH%20AVE%20%20%209TH%20FLOOR, NEW%20YORK, NY)	Graph	1	\$56,000.00	\$56,000.00	\$56,000.00
JAMES CORNER FIELD OPERATIONS LLC, 475 10TH AVENUE, 9TH FLOOR, NEW YORK, NY (https://www.google.com/maps/place/475%2010TH%20AVENUE,%209TH%20FLOOR, NEW%20YORK, NY)	Graph	1	\$67,808.00	\$67,808.00	\$67,808.00
JAMES CORNER FIELD OPERATIONS, LLC., 475 10TH AVENUE, NEW YORK, NY (https://www.google.com/maps/place/475%2010TH%20AVENUE, NEW%20YORK, NY)	Graph	1	\$60,000.00	\$60,000.00	\$60,000.00
LAIRD & PARTNERS, 475 10TH AVENUE, NEW YORK, NY (https://www.google.com/maps/place/475%2010TH%20AVENUE, NEW%20YORK, NY)	Graph	1	\$80,000.00	\$80,000.00	\$80,000.00
LAIRD + PARTNERS NEW YORK, LLC, 475 10TH AVENUE, NEW YORK, NY (https://www.google.com/maps/place/475%2010TH%20AVENUE, NEW%20YORK, NY)	Graph	1	\$80,000.00	\$80,000.00	\$80,000.00
LIVEPERSON INC., 475 10TH AVE, NEW YORK, NY (https://www.google.com/maps/place/475%2010TH%20AVE, NEW%20YORK, NY)	Graph	1	\$168,300.00	\$168,300.00	\$168,300.00
LIVEPERSON, INC., 475 10TH AVENUE, NEW YORK, NY (https://www.google.com/maps/place/475%2010TH%20AVENUE, NEW%20YORK, NY)	Graph	1	\$90,000.00	\$90,000.00	\$90,000.00
NEWSELA, INC., 475 TENTH AVENUE, NEW YORK, NY (https://www.google.com/maps/place/475%20TENTH%20AVENUE, NEW%20YORK, NY)	Graph	1	\$140,000.00	\$140,000.00	\$140,000.00
RICHARD MEIER & PARTNERS ARCHITECTS LLP, 475 TENTH AVENUE, NEW YORK, NY (https://www.google.com/maps/place/475%20TENTH%20AVENUE, NEW%20YORK, NY)	Graph	1	\$60,000.00	\$60,000.00	\$60,000.00
1100 ARCHITECT PC, 475 10TH AVE, NEW YORK, NY (https://www.google.com/maps/place/475%2010TH%20AVE, NEW%20YORK, NY)	Graph	2	\$59,000.00	\$58,000.00	\$58,000.00

Employer Name/Employer Address	Graph	Count	Mean Wage	Median Wage	Lowest Wage	Highest Wage
NEWSELA, INC., 475 10TH AVENUE, NEW YORK, NY (https://www.google.com/maps/place/475%2010TH%20AVENUE,NEW%20YORK,NY)	Graph	2	\$50,000.00	\$50,000.00	\$50,000.00	\$50,000.00
JAMES CORNER FIELD OPERATIONS, LLC, 475 10TH AVENUE, NEW YORK, NY (https://www.google.com/maps/place/475%2010TH%20AVENUE,NEW%20YORK,NY)	Graph	3	\$61,333.33	\$57,000.00	\$57,000.00	\$56,000.00
Totals	Graph	18	\$74,839.33	\$60,000.00	\$60,000.00	\$50,000.00

Employer Name/Worksite Address	Graph	Count	Mean Wage	Median Wage	Lowest Wage	Highest Wage
1100 ARCHITECT PC, 475 10TH AVE 10TH FLOOR, NEW YORK, NY (https://www.google.com/maps/place/475%2010TH%20AVE%20%20%2010TH%20FLOOR,NEW%20YORK,NY)	Graph	1	\$87,000.00	\$87,000.00	\$87,000.00	\$87,000.00
JAMES CORNER FIELD OPERATIONS LLC, 475 10TH AVENUE, 9TH FLOOR, NEW YORK, NY (https://www.google.com/maps/place/475%2010TH%20AVENUE,%209TH%20FLOOR,NEW%20YORK,NY)	Graph	1	\$67,808.00	\$67,808.00	\$67,808.00	\$67,808.00
LIVEPERSON INC., 475 10TH AVE, NEW YORK, NY (https://www.google.com/maps/place/475%2010TH%20AVE,NEW%20YORK,NY)	Graph	1	\$168,300.00	\$168,300.00	\$168,300.00	\$168,300.00
JAMES CORNER FIELD OPERATIONS LLC, 475 10TH AVE 9TH FLOOR, NEW YORK, NY (https://www.google.com/maps/place/475%2010TH%20AVE%20%20%209TH%20FLOOR,NEW%20YORK,NY)	Graph	2	\$56,000.00	\$56,000.00	\$56,000.00	\$56,000.00
1100 ARCHITECT PC, 475 TENTH AVENUE, NEW YORK, NY (https://www.google.com/maps/place/475%20TENTH%20AVENUE,NEW%20YORK,NY)	Graph	3	\$86,000.00	\$60,000.00	\$58,000.00	\$140,000.00
JAMES CORNER FIELD OPERATIONS, LLC., 475 10TH AVENUE, NEW YORK, NY (https://www.google.com/maps/place/475%2010TH%20AVENUE,NEW%20YORK,NY)	Graph	7	\$70,571.43	\$71,000.00	\$56,000.00	\$90,000.00
Totals	Graph	15	\$79,140.53	\$67,808.00	\$56,000.00	\$168,300.00

Latitude: 40.756141 Longitude: -73.986386

Employer Name/Worksite Address	Graph	Count	Mean Wage	Median Wage	Lowest Wage	Highest Wage
MARKETCURRENTS LLC, ONE TIME SQUARE, 7TH FLOOR, NEW YORK, NY (https://www.google.com/maps/place/ONE%20TIME%20SQUARE,%207TH%20FLOOR,NEW%20YORK,NY)	Graph	1	\$78,000.00	\$78,000.00	\$78,000.00	\$78,000.00
NUWAY SOLUTIONS, LLC., 1 TIMES SQ., NEW YORK, NY (https://www.google.com/maps/place/1%20TIMES%20SQ.,NEW%20YORK,NY)	Graph	1	\$72,000.00	\$72,000.00	\$72,000.00	\$72,000.00
Totals	Graph	2	\$75,000.00	\$72,000.00	\$72,000.00	\$78,000.00

Latitude: 40.756145 Longitude: -73.996776

Employer Name/Worksite Address	Graph	Count	Mean Wage	Median Wage	Lowest Wage	Highest Wage
FEDERAL NATIONAL MORTGAGE ASSOCIATION, 455 W 37TH STREET, NEW YORK, NY (https://www.google.com/maps/place/455%20W%2037TH%20STREET,NEW%20YORK,NY)	Graph	1	\$95,160.00	\$95,160.00	\$95,160.00	\$95,160.00
Totals	Graph	1	\$95,160.00	\$95,160.00	\$95,160.00	\$95,160.00

Latitude: 40.756155 Longitude: -73.987401

Employer Name/Worksite Address	Graph	Count	Mean Wage	Median Wage	Lowest Wage	Highest Wage
BUENA VISTA THEATRICAL GROUP LTD., 214 WEST 42ND STREET, NEW YORK, NY (https://www.google.com/maps/place/214%20WEST%2042ND%20STREET,NEW%20YORK,NY)	Graph	1	\$184,600.00	\$184,600.00	\$184,600.00	\$184,600.00
Totals	Graph	1	\$184,600.00	\$184,600.00	\$184,600.00	\$184,600.00

Latitude: 40.756174 Longitude: -73.979534

Employer Name/Worksite Address	Graph	Count	Mean Wage	Median Wage	Lowest Wage	Highest Wage
GREEN ROCK NY INC, 2 WEST 46TH STREET, NEW YORK, NY (https://www.google.com/maps/place/2%20WEST%2046TH%20STREET,NEW%20YORK,NY)	Graph	1	\$56,160.00	\$56,160.00	\$56,160.00	\$56,160.00

Employer Name/Employer Address	Graph	Count	Mean Wage	Median Wage	Lowest Wage	Highest Wage
RICH GEMS, INC, 2 WEST 46TH STREET, NEW YORK, NY (https://www.google.com/maps/place/2%20WEST%2046TH%20STREET,NEW%20YORK,NY)	Graph	1	\$90,625.60	\$90,625.60	\$90,625.60	\$90,625.60
ROYAL INDIA USA INC, 10 WEST 46TH STREET, NEW YORK, NY (https://www.google.com/maps/place/10%20WEST%2046TH%20STREET,NEW%20YORK,NY)	Graph	1	\$50,000.00	\$50,000.00	\$50,000.00	\$50,000.00
Totals	Graph	3	\$65,595.20	\$56,160.00	\$50,000.00	\$90,625.60

Employer Name/Worksite Address	Graph	Count	Mean Wage	Median Wage	Lowest Wage	Highest Wage
ROYAL INDIA USA INC, 10 WEST 46TH STREET, NEW YORK, NY (https://www.google.com/maps/place/10%20WEST%2046TH%20STREET,NEW%20YORK,NY)	Graph	1	\$50,000.00	\$50,000.00	\$50,000.00	\$50,000.00
GREEN ROCK NY INC, 2 WEST 46TH STREET, NEW YORK, NY (https://www.google.com/maps/place/2%20WEST%2046TH%20STREET,NEW%20YORK,NY)	Graph	3	\$69,728.53	\$62,400.00	\$56,160.00	\$90,625.60
Totals	Graph	4	\$64,796.40	\$56,160.00	\$50,000.00	\$90,625.60

Latitude: 40.756191 Longitude: -73.552337

Employer Name/Worksite Address	Graph	Count	Mean Wage	Median Wage	Lowest Wage	Highest Wage
AUTODATA SOLUTIONS, INC., 1400 OLD COUNTRY ROAD, WESTBURY, NY (https://www.google.com/maps/place/1400%20OLD%20COUNTRY%20ROAD,WESTBURY,NY)	Graph	2	\$114,461.00	\$113,922.00	\$113,922.00	\$115,000.00
Totals	Graph	2	\$114,461.00	\$113,922.00	\$113,922.00	\$115,000.00

Latitude: 40.756196 Longitude: -73.983046

Employer Name/Employer Address	Graph	Count	Mean Wage	Median Wage	Lowest Wage	Highest Wage
MEDEFIELD AMERICA INC., 1140 AVENUE OF THE AMERICAS, NEW YORK, NY (https://www.google.com/maps/place/1140%20AVENUE%20OF%20THE%20AMERICAS,NEW%20YORK,NY)	Graph	1	\$200,000.00	\$200,000.00	\$200,000.00	\$200,000.00
PSL ADMINISTRATION SERVICES AMERICA INC., 1140 AVENUE OF THE AMERICAS, NEW YORK, NY (https://www.google.com/maps/place/1140%20AVENUE%20OF%20THE%20AMERICAS,NEW%20YORK,NY)	Graph	1	\$90,000.00	\$90,000.00	\$90,000.00	\$90,000.00
PSL OPERATION SERVICES AMERICA LLC, 1140 AVENUE OF THE AMERICAS, NEW YORK, NY (https://www.google.com/maps/place/1140%20AVENUE%20OF%20THE%20AMERICAS,NEW%20YORK,NY)	Graph	1	\$162,552.00	\$162,552.00	\$162,552.00	\$162,552.00
WATERFALL ASSET MANAGEMENT, LLC, 1140 AVENUE OF THE AMERICAS, NEW YORK, NY (https://www.google.com/maps/place/1140%20AVENUE%20OF%20THE%20AMERICAS,NEW%20YORK,NY)	Graph	1	\$210,000.00	\$210,000.00	\$210,000.00	\$210,000.00
FIELD STREET CAPITAL MANAGEMENT LLC, 1140 AVENUE OF THE AMERICAS, NEW YORK, NY (https://www.google.com/maps/place/1140%20AVENUE%20OF%20THE%20AMERICAS,NEW%20YORK,NY)	Graph	2	\$90,000.00	\$90,000.00	\$90,000.00	\$90,000.00
FIELD STREET CAPITAL MANAGEMENT, LLC, 1140 AVENUE OF THE AMERICAS, NEW YORK, NY (https://www.google.com/maps/place/1140%20AVENUE%20OF%20THE%20AMERICAS,NEW%20YORK,NY)	Graph	2	\$125,000.00	\$125,000.00	\$125,000.00	\$125,000.00
FLOW TRADERS US LLC, 1140 AVENUE OF THE AMERICAS, NEW YORK, NY (https://www.google.com/maps/place/1140%20AVENUE%20OF%20THE%20AMERICAS,NEW%20YORK,NY)	Graph	2	\$84,000.00	\$84,000.00	\$84,000.00	\$84,000.00
Totals	Graph	10	\$126,055.20	\$90,000.00	\$84,000.00	\$210,000.00

Employer Name/Worksite Address	Graph	Count	Mean Wage	Median Wage	Lowest Wage	Highest Wage
MARIN SOFTWARE INC., 1140 AVE OF THE AMERICAS, NEW YORK, NY (https://www.google.com/maps/place/1140%20AVE%20OF%20THE%20AMERICAS,NEW%20YORK,NY)	Graph	1	\$100,000.00	\$100,000.00	\$100,000.00	\$100,000.00
FLOW TRADERS US LLC, 1140 AVENUE OF THE AMERICAS, NEW YORK, NY (https://www.google.com/maps/place/1140%20AVENUE%20OF%20THE%20AMERICAS,NEW%20YORK,NY)	Graph	10	\$126,055.20	\$90,000.00	\$84,000.00	\$210,000.00
Totals	Graph	11	\$123,686.55	\$100,000.00	\$84,000.00	\$210,000.00

Latitude: 40.756198 Longitude: -73.981527

Employer Name/Employer Address	Graph	Count	Mean Wage	Median Wage	Lowest Wage	Highest Wage
--------------------------------	-------	-------	-----------	-------------	-------------	--------------

Employer Name/Employer Address	Graph	Count	Mean Wage	Median Wage	Lowest Wage	Highest Wage
MCNAMARA SALVIA OF NEW YORK PC, 62 W 45TH STREET, NEW YORK, NY (https://www.google.com/maps/place/62%20W%2045TH%20STREET,NEW%20YORK,NY)	Graph	1	\$75,000.00	\$75,000.00	\$75,000.00	\$75,000.00
MCNAMARA/SALVIA OF NEW YORK, P.C., 62 WEST 45TH STREET, NEW YORK, NY (https://www.google.com/maps/place/62%20WEST%2045TH%20STREET,NEW%20YORK,NY)	Graph	1	\$68,000.00	\$68,000.00	\$68,000.00	\$68,000.00
Totals	Graph	2	\$71,500.00	\$68,000.00	\$68,000.00	\$75,000.00

Employer Name/Worksite Address	Graph	Count	Mean Wage	Median Wage	Lowest Wage	Highest Wage
MCNAMARA/SALVIA OF NEW YORK, P.C., 62 WEST 45TH STREET, NEW YORK, NY (https://www.google.com/maps/place/62%20WEST%2045TH%20STREET,NEW%20YORK,NY)	Graph	1	\$68,000.00	\$68,000.00	\$68,000.00	\$68,000.00
TALLAN, INC., 62 WEST 45TH STREET, 5TH FLOOR, NEW YORK, NY (https://www.google.com/maps/place/62%20WEST%2045TH%20STREET,%205TH%20FLOOR,NEW%20YORK,NY)	Graph	1	\$65,000.00	\$65,000.00	\$65,000.00	\$65,000.00
Totals	Graph	2	\$66,500.00	\$65,000.00	\$65,000.00	\$68,000.00

Latitude: 40.75622 Longitude: -73.987555

Employer Name/Employer Address	Graph	Count	Mean Wage	Median Wage	Lowest Wage	Highest Wage
KOBALT MUSIC PUBLISHING AMERICA, INC., 220 WEST 42ND STREET, NEW YORK, NY (https://www.google.com/maps/place/220%20WEST%2042ND%20STREET,NEW%20YORK,NY)	Graph	1	\$96,000.00	\$96,000.00	\$96,000.00	\$96,000.00
SUITEY INC., 220 WEST 42ND STREET, FLOOR 22, NEW YORK, NY (https://www.google.com/maps/place/220%20WEST%2042ND%20STREET,%20FLOOR%2022,NEW%20YORK,NY)	Graph	1	\$80,000.00	\$80,000.00	\$80,000.00	\$80,000.00
Totals	Graph	2	\$88,000.00	\$80,000.00	\$80,000.00	\$96,000.00

Employer Name/Worksite Address	Graph	Count	Mean Wage	Median Wage	Lowest Wage	Highest Wage
IT FORCE INC, 220 WEST 42ND ST., NEW YORK, NY (https://www.google.com/maps/place/220%20WEST%2042ND%20ST.,NEW%20YORK,NY)	Graph	1	\$65,000.00	\$65,000.00	\$65,000.00	\$65,000.00
KOBALT MUSIC PUBLISHING AMERICA, INC., 220 WEST 42ND STREET, NEW YORK, NY (https://www.google.com/maps/place/220%20WEST%2042ND%20STREET,NEW%20YORK,NY)	Graph	1	\$96,000.00	\$96,000.00	\$96,000.00	\$96,000.00
SUITEY INC., 220 WEST 42ND STREET, 22ND FLOOR, NEW YORK, NY (https://www.google.com/maps/place/220%20WEST%2042ND%20STREET,%2022ND%20FLOOR,NEW%20YORK,NY)	Graph	1	\$80,000.00	\$80,000.00	\$80,000.00	\$80,000.00
Totals	Graph	3	\$80,333.33	\$80,000.00	\$65,000.00	\$96,000.00

Latitude: 40.756261 Longitude: -73.934152

Employer Name/Employer Address	Graph	Count	Mean Wage	Median Wage	Lowest Wage	Highest Wage
CAUSEWAY CONTRACTING, LLC, 37-23 27TH STREET, LONG ISLAND CITY, NY (https://www.google.com/maps/place/37-23%2027TH%20STREET,LONG%20ISLAND%20CITY,NY)	Graph	1	\$56,451.20	\$56,451.20	\$56,451.20	\$56,451.20
GTI ELECTRICAL CORP., 37-23 27TH STREET, LONG ISLAND CITY, NY (https://www.google.com/maps/place/37-23%2027TH%20STREET,LONG%20ISLAND%20CITY,NY)	Graph	1	\$46,675.20	\$46,675.20	\$46,675.20	\$46,675.20
Totals	Graph	2	\$51,563.20	\$46,675.20	\$46,675.20	\$56,451.20

Employer Name/Worksite Address	Graph	Count	Mean Wage	Median Wage	Lowest Wage	Highest Wage
CAUSEWAY CONTRACTING, LLC, 37-23 27TH STREET, LONG ISLAND CITY, NY (https://www.google.com/maps/place/37-23%2027TH%20STREET,LONG%20ISLAND%20CITY,NY)	Graph	2	\$51,563.20	\$46,675.20	\$46,675.20	\$56,451.20
Totals	Graph	2	\$51,563.20	\$46,675.20	\$46,675.20	\$56,451.20

Latitude: 40.756266 Longitude: -73.998001

Employer Name/Employer Address	Graph	Count	Mean Wage	Median Wage	Lowest Wage	Highest Wage
FYF-SML LLC, 483 10TH AVENUE, NEW YORK, NY (https://www.google.com/maps/place/483%2010TH%20AVENUE,NEW%20YORK,NY)	Graph	1	\$67,000.00	\$67,000.00	\$67,000.00	\$67,000.00
MONDAY SESSIONS MEDIA INC, 483 10TH AVENUE, NEW YORK, NY (https://www.google.com/maps/place/483%2010TH%20AVENUE,NEW%20YORK,NY)	Graph	1	\$45,000.00	\$45,000.00	\$45,000.00	\$45,000.00
Totals	Graph	2	\$56,000.00	\$45,000.00	\$45,000.00	\$67,000.00

Employer Name/Worksite Address	Graph	Count	Mean Wage	Median Wage	Lowest Wage	Highest Wage
MONDAY SESSIONS MEDIA INC, 483 10TH AVENUE, NEW YORK, NY (https://www.google.com/maps/place/483%2010TH%20AVENUE,NEW%20YORK,NY)	Graph	3	\$59,666.67	\$67,000.00	\$45,000.00	\$67,000.00
Totals	Graph	3	\$59,666.67	\$67,000.00	\$45,000.00	\$67,000.00

Latitude: 40.75629 Longitude: -73.979381

Employer Name/Worksite Address	Graph	Count	Mean Wage	Median Wage
INTREPID MUSEUM FOUNDATION, INC., ONE INTREPID SQUARE, 46TH ST. & 12TH AVE., NEW YORK, NY (https://www.google.com/maps/place/ONE%20INTREPID%20SQUARE,%2046TH%20ST.%20%26%2012TH%20AVE.,NEW%20YORK,NY)	Graph	1	\$48,000.00	\$48,000.00
Totals	Graph	1	\$48,000.00	\$48,000.00

Latitude: 40.756298 Longitude: -73.929896

Employer Name/Employer Address	Graph	Count	Mean Wage	Median Wage	Lowest Wage	Highest Wage
IN-MOTION PHYSICAL THERAPY PC, 3244 31ST STREET, ASTORIA, NY (https://www.google.com/maps/place/3244%2031ST%20STREET,ASTORIA,NY)	Graph	1	\$83,200.00	\$83,200.00	\$83,200.00	\$83,200.00
Totals	Graph	1	\$83,200.00	\$83,200.00	\$83,200.00	\$83,200.00

Employer Name/Worksite Address	Graph	Count	Mean Wage	Median Wage	Lowest Wage	Highest Wage
IN-MOTION PHYSICAL THERAPY PC, 3244 31ST STREET, ASTORIA, NY (https://www.google.com/maps/place/3244%2031ST%20STREET,ASTORIA,NY)	Graph	1	\$83,200.00	\$83,200.00	\$83,200.00	\$83,200.00
Totals	Graph	1	\$83,200.00	\$83,200.00	\$83,200.00	\$83,200.00

Latitude: 40.756308 Longitude: -73.579393

Employer Name/Employer Address	Graph	Count	Mean Wage	Median Wage	Lowest Wage	Highest Wage
P & L DEVELOPMENT LLC, 200 HICKS STREET, WESTBURY, NY (https://www.google.com/maps/place/200%20HICKS%20STREET,WESTBURY,NY)	Graph	1	\$90,000.00	\$90,000.00	\$90,000.00	\$90,000.00
Totals	Graph	1	\$90,000.00	\$90,000.00	\$90,000.00	\$90,000.00

Employer Name/Worksite Address	Graph	Count	Mean Wage	Median Wage	Lowest Wage	Highest Wage
P & L DEVELOPMENT LLC, 200 HICKS STREET, WESTBURY, NY (https://www.google.com/maps/place/200%20HICKS%20STREET,WESTBURY,NY)	Graph	1	\$90,000.00	\$90,000.00	\$90,000.00	\$90,000.00
Totals	Graph	1	\$90,000.00	\$90,000.00	\$90,000.00	\$90,000.00

Latitude: 40.756337 Longitude: -73.815063

Employer Name/Employer Address	Graph	Count	Mean Wage	Median Wage	Lowest Wage	Highest Wage
--------------------------------	-------	-------	-----------	-------------	-------------	--------------

Employer Name/Employer Address	Graph	Count	Mean Wage	Median Wage	Lowest Wage	Highest Wage
KOREAN AMERICAN FAMILY SERVICE CENTER, 147-25 ELM AVE., FLUSHING, NY (https://www.google.com/maps/place/147-25%20ELM%20AVE.,FLUSHING,NY)	Graph	1	\$38,147.00	\$38,147.00	\$38,147.00	\$38,147.00
THE KOREAN AMERICAN FAMILY SERVICE CENTER, 147-25 ELM AVENUE, FLUSHING, NY (https://www.google.com/maps/place/147-25%20ELM%20AVENUE,FLUSHING,NY)	Graph	1	\$44,520.00	\$44,520.00	\$44,520.00	\$44,520.00
THE KOREAN-AMERICAN FAMILY SERVICE CENTER, INC., 147-25 ELM AVE., FLUSHING, NY (https://www.google.com/maps/place/147-25%20ELM%20AVE.,FLUSHING,NY)	Graph	1	\$38,147.00	\$38,147.00	\$38,147.00	\$38,147.00
Totals	Graph	3	\$40,271.33	\$38,147.00	\$38,147.00	\$44,520.00

Employer Name/Worksite Address	Graph	Count	Mean Wage	Median Wage	Lowest Wage	Highest Wage
THE KOREAN AMERICAN FAMILY SERVICE CENTER, 147-25 ELM AVENUE, FLUSHING, NY (https://www.google.com/maps/place/147-25%20ELM%20AVENUE,FLUSHING,NY)	Graph	1	\$44,520.00	\$44,520.00	\$44,520.00	\$44,520.00
KOREAN AMERICAN FAMILY SERVICE CENTER, 147-25 ELM AVE., FLUSHING, NY (https://www.google.com/maps/place/147-25%20ELM%20AVE.,FLUSHING,NY)	Graph	2	\$38,147.00	\$38,147.00	\$38,147.00	\$38,147.00
Totals	Graph	3	\$40,271.33	\$38,147.00	\$38,147.00	\$44,520.00

Latitude: 40.756344 Longitude: -73.936366

Employer Name/Employer Address	Graph	Count	Mean Wage	Median Wage	Lowest Wage	Highest Wage
LITERATI GROUP HOUSING, 3724 24TH STREET, SUITE 228, LONG ISLAND CITY, NY (https://www.google.com/maps/place/3724%2024TH%20STREET,%20SUITE%20228,LONG%20ISLAND%20CITY,NY)	Graph	3	\$72,363.20	\$72,363.20	\$72,363.20	\$72,363.20
Totals	Graph	3	\$72,363.20	\$72,363.20	\$72,363.20	\$72,363.20

Employer Name/Worksite Address	Graph	Count	Mean Wage	Median Wage	Lowest Wage	Highest Wage
LITERATI GROUP HOUSING, 3724 24TH STREET, SUITE 228, LONG ISLAND CITY, NY (https://www.google.com/maps/place/3724%2024TH%20STREET,%20SUITE%20228,LONG%20ISLAND%20CITY,NY)	Graph	3	\$72,363.20	\$72,363.20	\$72,363.20	\$72,363.20
Totals	Graph	3	\$72,363.20	\$72,363.20	\$72,363.20	\$72,363.20

Latitude: 40.756369 Longitude: -73.979658

Employer Name/Employer Address	Graph	Count	Mean Wage	Median Wage	Lowest Wage
GINA'S INK, INCORPORATED, 21 WEST 46TH STREET, SUITE # 605, NEW YORK, NY (https://www.google.com/maps/place/21%20WEST%2046TH%20STREET,%20SUITE%20#%20605,NEW%20YORK,NY)	Graph	1	\$65,000.00	\$65,000.00	\$65,000.00
REDPATH PARTNERS INC., 21 W. 46TH STREET, NEW YORK, NY (https://www.google.com/maps/place/21%20W.%2046TH%20STREET,NEW%20YORK,NY)	Graph	1	\$125,000.00	\$125,000.00	\$125,000.00
YELLOWGOLD INC, 21 W. 46TH STREET, NEW YORK, NY (https://www.google.com/maps/place/21%20W.%2046TH%20STREET,NEW%20YORK,NY)	Graph	1	\$58,198.40	\$58,198.40	\$58,198.40
FABRIKANT TARA INTERNATIONAL LLC, 21 WEST 46TH STREET, NEW YORK, NY (https://www.google.com/maps/place/21%20WEST%2046TH%20STREET,NEW%20YORK,NY)	Graph	2	\$69,000.00	\$60,000.00	\$60,000.00
Totals	Graph	5	\$77,239.68	\$65,000.00	\$58,198.40

Employer Name/Worksite Address	Graph	Count	Mean Wage	Median Wage	Lowest Wage
GINA'S INK, INCORPORATED, 21 WEST 46TH STREET, SUITE # 605, NEW YORK, NY (https://www.google.com/maps/place/21%20WEST%2046TH%20STREET,%20SUITE%20#%20605,NEW%20YORK,NY)	Graph	1	\$65,000.00	\$65,000.00	\$65,000.00
NEWGISTICS, INC., 21 W 46TH STREET, NEW YORK, NY (https://www.google.com/maps/place/21%20W%2046TH%20STREET,NEW%20YORK,NY)	Graph	1	\$177,624.98	\$177,624.98	\$177,624.98
YELLOWGOLD INC, 21 W. 46TH STREET, NEW YORK, NY (https://www.google.com/maps/place/21%20W.%2046TH%20STREET,NEW%20YORK,NY)	Graph	2	\$91,599.20	\$58,198.40	\$58,198.40
ELBON ENTERPRISES, INC., 21 WEST 46TH STREET, NEW YORK, NY (https://www.google.com/maps/place/21%20WEST%2046TH%20STREET,NEW%20YORK,NY)	Graph	3	\$64,666.67	\$60,000.00	\$56,000.00

Employer Name/Worksite Address	Graph	Count	Mean Wage	Median Wage	Lowest Wage
Totals	Graph	7	\$88,546.20	\$65,000.00	\$56,000.00

Latitude: 40.756391 Longitude: -73.987961

Employer Name/Employer Address	Graph	Count	Mean Wage	Median Wage	Lowest Wage	Highest Wage
MERLIN ENTERTAINMENTS GROUP US HOLDING INC, 234 WEST 42ND STREET, NEW YORK, NY (https://www.google.com/maps/place/234%20WEST%2042ND%20STREET,NEW%20YORK,NY)	Graph	2	\$101,674.38	\$98,348.75	\$98,348.75	\$105,000.00
Totals	Graph	2	\$101,674.38	\$98,348.75	\$98,348.75	\$105,000.00

Employer Name/Worksite Address	Graph	Count	Mean Wage	Median Wage	Lowest Wage	Highest Wage
MERLIN ENTERTAINMENTS GROUP US HOLDING INC, 234 WEST 42ND STREET, NEW YORK, NY (https://www.google.com/maps/place/234%20WEST%2042ND%20STREET,NEW%20YORK,NY)	Graph	2	\$101,674.38	\$98,348.75	\$98,348.75	\$105,000.00
Totals	Graph	2	\$101,674.38	\$98,348.75	\$98,348.75	\$105,000.00

Latitude: 40.756421 Longitude: -73.984006

Employer Name/Worksite Address	Graph	Count	Mean Wage	Median Wage	Lowest Wage	Highest Wage
ADAMS HOTELS INTERNATIONAL LLC, 130 WEST 44TH STREET., NEW YORK, NY (https://www.google.com/maps/place/130%20WEST%2044TH%20STREET.,NEW%20YORK,NY)	Graph	1	\$57,500.00	\$57,500.00	\$57,500.00	\$57,500.00
Totals	Graph	1	\$57,500.00	\$57,500.00	\$57,500.00	\$57,500.00

Latitude: 40.756423 Longitude: -73.974454

Employer Name/Employer Address	Graph	Count	Mean Wage	Median Wage	Lowest Wage	Highest Wage
GLOBAL RISK MANAGEMENT ADVISORS, INC., 299 PARK AVENUE, NEW YORK, NY (https://www.google.com/maps/place/299%20PARK%20AVENUE,NEW%20YORK,NY)	Graph	1	\$65,750.00	\$65,750.00	\$65,750.00	\$65,750.00
MARKETAXESS CORPORATION, 299 PARK AVENUE, NEW YORK, NY (https://www.google.com/maps/place/299%20PARK%20AVENUE,NEW%20YORK,NY)	Graph	1	\$98,000.00	\$98,000.00	\$98,000.00	\$98,000.00
MARKETAXESS TECHNOLOGIES INC., 299 PARK AVE, NEW YORK, NY (https://www.google.com/maps/place/299%20PARK%20AVE,NEW%20YORK,NY)	Graph	1	\$80,000.00	\$80,000.00	\$80,000.00	\$80,000.00
R-SQUARED CAPITAL MANAGEMENT LP, 299 PARK AVENUE, NEW YORK, NY (https://www.google.com/maps/place/299%20PARK%20AVENUE,NEW%20YORK,NY)	Graph	1	\$93,000.00	\$93,000.00	\$93,000.00	\$93,000.00
MARKETAXESS CORPORATION, 299 PARK AVE, NEW YORK, NY (https://www.google.com/maps/place/299%20PARK%20AVE,NEW%20YORK,NY)	Graph	2	\$140,000.00	\$140,000.00	\$140,000.00	\$140,000.00
Totals	Graph	6	\$102,791.67	\$93,000.00	\$65,750.00	\$140,000.00

Employer Name/Worksite Address	Graph	Count	Mean Wage	Median Wage	Lowest Wage	Highest Wage
3EDGEUSAGROUP LLC, 299 PARK AVE,10TH FLOOR, NEW YORK, NY (https://www.google.com/maps/place/299%20PARK%20AVE,10TH%20FLOOR,NEW%20YORK,NY)	Graph	1	\$65,000.00	\$65,000.00	\$65,000.00	\$65,000.00
BAHA INDUSTRIES CORP., MARKET AXESS, NEW YORK, NY (https://www.google.com/maps/place/MARKET%20AXESS,NEW%20YORK,NY)	Graph	1	\$145,000.00	\$145,000.00	\$145,000.00	\$145,000.00
AIT GLOBAL, INC, 299 PARK AVE, 10TH FLOOR, NEW YORK, NY (https://www.google.com/maps/place/299%20PARK%20AVE,%2010TH%20FLOOR,NEW%20YORK,NY)	Graph	2	\$95,000.00	\$95,000.00	\$95,000.00	\$95,000.00
BILTMORE TECHNOLOGIES INC, MARKETAXESS, NEW YORK, NY (https://www.google.com/maps/place/MARKETAXESS,NEW%20YORK,NY)	Graph	2	\$151,000.00	\$142,000.00	\$142,000.00	\$160,000.00
MARKETAXESS CORPORATION, 299 PARK AVE, NEW YORK, NY (https://www.google.com/maps/place/299%20PARK%20AVE,NEW%20YORK,NY)	Graph	12	\$97,603.75	\$86,653.00	\$72,000.00	\$140,000.00

Employer Name/Worksite Address	Graph	Count	Mean Wage	Median Wage	Lowest Wage	Highest Wage
DELOITTE CONSULTING LLP, 299 PARK AVENUE, NEW YORK, NY (https://www.google.com/maps/place/299%20PARK%20AVENUE,NEW%20YORK,NY)	Graph	52	\$101,329.04	\$104,000.00	\$65,750.00	\$175,500.00
Totals	Graph	70	\$102,033.64	\$104,000.00	\$65,000.00	\$175,500.00

Latitude: 40.756426 Longitude: -73.987898

Employer Name/Worksite Address	Graph	Count	Mean Wage	Median Wage	Lowest Wage	Highest Wage
IDEXCEL, INC., 220 W. 42ND STREET, NEW YORK, NY (https://www.google.com/maps/place/220%20W.%2042ND%20STREET,NEW%20YORK,NY)	Graph	1	\$92,000.00	\$92,000.00	\$92,000.00	\$92,000.00
Totals	Graph	1	\$92,000.00	\$92,000.00	\$92,000.00	\$92,000.00

Latitude: 40.756449 Longitude: -73.935038

Employer Name/Employer Address	Graph	Count	Mean Wage	Median Wage	Lowest Wage	Highest Wage
AZUMA USA, INC., 37-39 CRESCENT STREET, LONG ISLAND CITY, NY (https://www.google.com/maps/place/37-39%20CRESCENT%20STREET,LONG%20ISLAND%20CITY,NY)	Graph	1	\$39,956.80	\$39,956.80	\$39,956.80	\$39,956.80
Totals	Graph	1	\$39,956.80	\$39,956.80	\$39,956.80	\$39,956.80

Employer Name/Worksite Address	Graph	Count	Mean Wage	Median Wage	Lowest Wage	Highest Wage
AZUMA USA, INC., 37-39 CRESCENT STREET, LONG ISLAND CITY, NY (https://www.google.com/maps/place/37-39%20CRESCENT%20STREET,LONG%20ISLAND%20CITY,NY)	Graph	1	\$39,956.80	\$39,956.80	\$39,956.80	\$39,956.80
Totals	Graph	1	\$39,956.80	\$39,956.80	\$39,956.80	\$39,956.80

Latitude: 40.756452 Longitude: -73.982861

Employer Name/Employer Address	Graph	Count	Mean Wage	Median Wage	Lowest Wage	Highest Wage
ALLURE MARKETING CONCEPTS INC., 1150 6TH AVENUE, 5TH FLOOR, NEW YORK, NY (https://www.google.com/maps/place/1150%206TH%20AVENUE,%205TH%20FLOOR,NEW%20YORK,NY)	Graph	1	\$53,060.80	\$53,060.80	\$53,060.80	\$53,060.80
Totals	Graph	1	\$53,060.80	\$53,060.80	\$53,060.80	\$53,060.80

Employer Name/Worksite Address	Graph	Count	Mean Wage	Median Wage	Lowest Wage	Highest Wage
ALLURE MARKETING CONCEPTS INC., 1150 6TH AVENUE, 5TH FLOOR, NEW YORK, NY (https://www.google.com/maps/place/1150%206TH%20AVENUE,%205TH%20FLOOR,NEW%20YORK,NY)	Graph	1	\$53,060.80	\$53,060.80	\$53,060.80	\$53,060.80
Totals	Graph	1	\$53,060.80	\$53,060.80	\$53,060.80	\$53,060.80

Latitude: 40.756456 Longitude: -73.828776

Employer Name/Employer Address	Graph	Count	Mean Wage	Median Wage	Lowest Wage	Highest Wage
AMERICAN BUSINESS INSTITUTE CORP, 41-60 MAIN ST. SUITE 305, FLUSHING, NY (https://www.google.com/maps/place/41-60%20MAIN%20ST.%20SUITE%20305,FLUSHING,NY)	Graph	1	\$54,080.00	\$54,080.00	\$54,080.00	\$54,080.00
AMERICAN BUSINESS INSTITUTE CORP, 41-60 MAIN STREET, FLUSHING, NY (https://www.google.com/maps/place/41-60%20MAIN%20STREET,FLUSHING,NY)	Graph	1	\$55,764.80	\$55,764.80	\$55,764.80	\$55,764.80
AMERICAN BUSINESS INSTITUTE CORP., 41-60 MAIN STREET, SUITE 305, FLUSHING, NY (https://www.google.com/maps/place/41-60%20MAIN%20STREET,%20SUITE%20305,FLUSHING,NY)	Graph	3	\$53,380.27	\$47,840.00	\$40,000.00	\$72,300.80

Employer Name/Employer Address	Graph	Count	Mean Wage	Median Wage	Lowest Wage	Highest Wage
AMERICAN BUSINESS INSTITUTE CORP, 41-60 MAIN STREET, SUITE 305, FLUSHING, NY (https://www.google.com/maps/place/41-60%20MAIN%20STREET,%20SUITE%20305,FLUSHING,NY)	Graph	4	\$65,520.00	\$58,240.00	\$58,240.00	\$85,280.00
Totals	Graph	9	\$59,118.40	\$58,240.00	\$40,000.00	\$85,280.00

Employer Name/Worksite Address	Graph	Count	Mean Wage	Median Wage	Lowest Wage	Highest Wage
AMERICAN BUSINESS INSTITUTE CORP, 41-60 MAIN STREET, FLUSHING, NY (https://www.google.com/maps/place/41-60%20MAIN%20STREET,FLUSHING,NY)	Graph	1	\$55,764.80	\$55,764.80	\$55,764.80	\$55,764.80
AMERICAN BUSINESS INSTITUTE CORP, 41-60 MAIN ST. SUITE 305, FLUSHING, NY (https://www.google.com/maps/place/41-60%20MAIN%20ST.%20SUITE%20305,FLUSHING,NY)	Graph	2	\$56,160.00	\$54,080.00	\$54,080.00	\$58,240.00
AMERICAN BUSINESS INSTITUTE CORP., 41-60 MAIN STREET, SUITE 305, FLUSHING, NY (https://www.google.com/maps/place/41-60%20MAIN%20STREET,%20SUITE%20305,FLUSHING,NY)	Graph	6	\$60,663.47	\$58,240.00	\$40,000.00	\$85,280.00
Totals	Graph	9	\$59,118.40	\$58,240.00	\$40,000.00	\$85,280.00

Latitude: 40.756475 Longitude: -73.983792

Employer Name/Employer Address	Graph	Count	Mean Wage	Median Wage	Lowest Wage	Highest Wage
125 W 44 RESTAURANT ASSOCIATES LLC, 125 WEST 44TH STREET, NEW YORK CITY, NY (https://www.google.com/maps/place/125%20WEST%2044TH%20STREET,NEW%20YORK%20CITY,NY)	Graph	1	\$37,170.00	\$37,170.00	\$37,170.00	\$37,170.00
Totals	Graph	1	\$37,170.00	\$37,170.00	\$37,170.00	\$37,170.00

Employer Name/Worksite Address	Graph	Count	Mean Wage	Median Wage	Lowest Wage	Highest Wage
125 W 44 RESTAURANT ASSOCIATES LLC, 125 WEST 44TH STREET, NEW YORK CITY, NY (https://www.google.com/maps/place/125%20WEST%2044TH%20STREET,NEW%20YORK%20CITY,NY)	Graph	1	\$37,170.00	\$37,170.00	\$37,170.00	\$37,170.00
Totals	Graph	1	\$37,170.00	\$37,170.00	\$37,170.00	\$37,170.00

Latitude: 40.756501 Longitude: -73.974561

Employer Name/Employer Address	Graph	Count	Mean Wage	Median Wage	Lowest Wage	Highest Wage
MAGNUS FINANCIAL GROUP LLC, 299 PARK AVENUE, NEW YORK, NY (https://www.google.com/maps/place/299%20PARK%20AVENUE,NEW%20YORK,NY)	Graph	1	\$88,000.00	\$88,000.00	\$88,000.00	\$88,000.00
MARKETAXESS CORPORATION, 299 PARK AVE, NEW YORK, NY (https://www.google.com/maps/place/299%20PARK%20AVE,NEW%20YORK,NY)	Graph	2	\$102,500.00	\$80,000.00	\$80,000.00	\$125,000.00
Totals	Graph	3	\$97,666.67	\$88,000.00	\$80,000.00	\$125,000.00

Employer Name/Worksite Address	Graph	Count	Mean Wage	Median Wage	Lowest Wage	Highest Wage
DEUTSCHE BANK SECURITIES INC., 345 PARK AVENUE, NEW YORK, NY (https://www.google.com/maps/place/345%20PARK%20AVENUE,NEW%20YORK,NY)	Graph	1	\$101,000.00	\$101,000.00	\$101,000.00	\$101,000.00
SRIVEN SYSTEMS INC., 375 PARK AVE, NEW YORK, NY (https://www.google.com/maps/place/375%20PARK%20AVE,NEW%20YORK,NY)	Graph	2	\$77,000.00	\$77,000.00	\$77,000.00	\$77,000.00
MASTECH DIGITAL TECHNOLOGIES, INC., A MASTECH DIGITAL, INC. COMPANY, 299 PARK AVENUE, NEW YORK CITY, NY (https://www.google.com/maps/place/299%20PARK%20AVENUE,NEW%20YORK%20CITY,NY)	Graph	6	\$111,404.80	\$111,404.80	\$111,404.80	\$111,404.80
RELYCOM INC., 299 PARK AVENUE, NEW YORK, NY (https://www.google.com/maps/place/299%20PARK%20AVENUE,NEW%20YORK,NY)	Graph	12	\$98,447.00	\$85,000.00	\$70,000.00	\$142,500.00
Totals	Graph	21	\$100,228.23	\$102,000.00	\$70,000.00	\$142,500.00

Latitude: 40.756522 Longitude: -73.978581

Employer Name/Employer Address	Graph	Count	Mean Wage	Median Wage	Lowest Wage	Highest Wage
BARNEYS INC., 575 FIFTH AVENUE, NEW YORK, NY (https://www.google.com/maps/place/575%20FIFTH%20AVENUE,NEW%20YORK,NY)	Graph	1	\$65,749.00	\$65,749.00	\$65,749.00	\$65,749.00
NORTHWOOD LIQUID MANAGEMENT LP, 575 FIFTH AVE, 23RD FLOOR, NEW YORK, NY (https://www.google.com/maps/place/575%20FIFTH%20AVE,%2023RD%20FLOOR,NEW%20YORK,NY)	Graph	1	\$150,000.00	\$150,000.00	\$150,000.00	\$150,000.00
WESTPAC BANKING CORPORATION, 575 FIFTH AVENUE, NEW YORK, NY (https://www.google.com/maps/place/575%20FIFTH%20AVENUE,NEW%20YORK,NY)	Graph	9	\$157,431.67	\$154,984.00	\$85,000.00	\$200,000.00
Totals	Graph	11	\$148,421.27	\$150,000.00	\$65,749.00	\$200,000.00

Employer Name/Worksite Address	Graph	Count	Mean Wage	Median Wage	Lowest Wage	Highest Wage
FORMAC INC., 575 5TH AVE., NEW YORK, NY (https://www.google.com/maps/place/575%205TH%20AVE,,NEW%20YORK,NY)	Graph	1	\$70,221.00	\$70,221.00	\$70,221.00	\$70,221.00
NORTHWOOD LIQUID MANAGEMENT LP, 575 FIFTH AVE, 23RD FLOOR, NEW YORK, NY (https://www.google.com/maps/place/575%20FIFTH%20AVE,%2023RD%20FLOOR,NEW%20YORK,NY)	Graph	1	\$150,000.00	\$150,000.00	\$150,000.00	\$150,000.00
PHOTON INFOTECH, INC., 575 5TH AVENUE, NEW YORK, NY (https://www.google.com/maps/place/575%205TH%20AVENUE,NEW%20YORK,NY)	Graph	5	\$67,719.20	\$70,221.00	\$60,000.00	\$71,781.00
WESTPAC BANKING CORPORATION, 575 FIFTH AVENUE, NEW YORK, NY (https://www.google.com/maps/place/575%20FIFTH%20AVENUE,NEW%20YORK,NY)	Graph	11	\$146,888.64	\$150,000.00	\$65,749.00	\$200,000.00
MINDTREE LIMITED, 575 5TH AVE, NEW YORK, NY (https://www.google.com/maps/place/575%205TH%20AVE,NEW%20YORK,NY)	Graph	21	\$89,691.43	\$90,376.00	\$76,000.00	\$90,376.00
Totals	Graph	39	\$104,054.15	\$90,376.00	\$60,000.00	\$200,000.00

Latitude: 40.756544 Longitude: -74.003619

Employer Name/Employer Address	Graph	Count	Mean Wage	Median Wage	Lowest Wage	Highest Wage
JACOB K JAVITS CONVENTION CENTER, 655 WEST 34TH STREET, NEW YORK, NY (https://www.google.com/maps/place/655%20WEST%2034TH%20STREET,NEW%20YORK,NY)	Graph	2	\$62,406.50	\$60,000.00	\$60,000.00	\$64,813.00
Totals	Graph	2	\$62,406.50	\$60,000.00	\$60,000.00	\$64,813.00

Employer Name/Worksite Address	Graph	Count	Mean Wage	Median Wage	Lowest Wage	Highest Wage
JACOB K JAVITS CONVENTION CENTER, 655 WEST 34TH STREET, NY, NY (https://www.google.com/maps/place/655%20WEST%2034TH%20STREET,NY,NY)	Graph	2	\$62,406.50	\$60,000.00	\$60,000.00	\$64,813.00
APPLICATIONS SOFTWARE TECHNOLOGY LLC, 655 W 34TH ST, NEW YORK, NY (https://www.google.com/maps/place/655%20W%2034TH%20ST,NEW%20YORK,NY)	Graph	3	\$93,000.00	\$93,000.00	\$93,000.00	\$93,000.00
Totals	Graph	5	\$80,762.60	\$93,000.00	\$60,000.00	\$93,000.00

Latitude: 40.756551 Longitude: -73.976626

Employer Name/Employer Address	Graph	Count	Mean Wage	Median Wage	Lowest Wage	Highest Wage
BANK OF CHINA, 410 MADISON AVENUE, NEW YORK, NY (https://www.google.com/maps/place/410%20MADISON%20AVENUE,NEW%20YORK,NY)	Graph	4	\$63,795.00	\$47,590.00	\$47,590.00	\$100,000.00
Totals	Graph	4	\$63,795.00	\$47,590.00	\$47,590.00	\$100,000.00

Employer Name/Worksite Address	Graph	Count	Mean Wage	Median Wage	Lowest Wage	Highest Wage
BANK OF CHINA, 410 MADISON AVENUE, NEW YORK, NY (https://www.google.com/maps/place/410%20MADISON%20AVENUE,NEW%20YORK,NY)	Graph	5	\$63,036.00	\$60,000.00	\$47,590.00	\$100,000.00
Totals	Graph	5	\$63,036.00	\$60,000.00	\$47,590.00	\$100,000.00

Latitude: 40.756561 Longitude: -73.823178

Employer Name/Employer Address	Graph	Count	Mean Wage	Median Wage	Lowest Wage	Highest Wage
NEW FRANKLIN REHABILITATION & HEALTH CARE FACILITY LLC, 142-27 FRANKLIN AVENUE, FLUSHING, NY (https://www.google.com/maps/place/142-27%20FRANKLIN%20AVENUE,FLUSHING,NY)	Graph	1	\$45,000.00	\$45,000.00	\$45,000.00	\$45,000.00
Totals	Graph	1	\$45,000.00	\$45,000.00	\$45,000.00	\$45,000.00

Employer Name/Worksite Address	Graph	Count	Mean Wage	Median Wage	Lowest Wage	Highest Wage
GRANDISON MANAGEMENT, INC., 142-27 FRANKLIN AVENUE, FLUSHING, NY (https://www.google.com/maps/place/142-27%20FRANKLIN%20AVENUE,FLUSHING,NY)	Graph	10	\$65,748.80	\$65,748.80	\$65,748.80	\$65,748.80
Totals	Graph	10	\$65,748.80	\$65,748.80	\$65,748.80	\$65,748.80

Latitude: 40.756601 Longitude: -73.978687

Employer Name/Employer Address	Graph	Count	Mean Wage	Median Wage	Lowest Wage	Highest Wage
LAW OFFICES OF GARY T HEALY ESQ PC, 576 FIFTH AVENUE, NEW YORK, NY (https://www.google.com/maps/place/576%20FIFTH%20AVENUE,NEW%20YORK,NY)	Graph	1	\$85,000.00	\$85,000.00	\$85,000.00	\$85,000.00
Totals	Graph	1	\$85,000.00	\$85,000.00	\$85,000.00	\$85,000.00

Employer Name/Worksite Address	Graph	Count	Mean Wage	Median Wage	Lowest Wage	Highest Wage
LAW OFFICES OF GARY T HEALY ESQ PC, 576 FIFTH AVENUE, NEW YORK, NY (https://www.google.com/maps/place/576%20FIFTH%20AVENUE,NEW%20YORK,NY)	Graph	1	\$85,000.00	\$85,000.00	\$85,000.00	\$85,000.00
Totals	Graph	1	\$85,000.00	\$85,000.00	\$85,000.00	\$85,000.00

Latitude: 40.756615 Longitude: -73.978299

Employer Name/Employer Address	Graph	Count	Mean Wage	Median Wage	Lowest Wage	Highest Wage
CODA VISUAL EFFECTS LTD., 9 E 47TH ST, NEW YORK, NY (https://www.google.com/maps/place/9%20E%2047TH%20ST,NEW%20YORK,NY)	Graph	1	\$115,000.00	\$115,000.00	\$115,000.00	\$115,000.00
CODDINGTON CHADWICK & MEYERSON, 11 EAST 47TH STREET, NEW YORK, NY (https://www.google.com/maps/place/11%20EAST%2047TH%20STREET,NEW%20YORK,NY)	Graph	1	\$40,000.00	\$40,000.00	\$40,000.00	\$40,000.00
METAL KINETICS, 7 EAST 47TH STREET, 4TH FLOOR, NEW YORK, NY (https://www.google.com/maps/place/7%20EAST%2047TH%20STREET,%204TH%20FLOOR,NEW%20YORK,NY)	Graph	1	\$45,760.00	\$45,760.00	\$45,760.00	\$45,760.00
Totals	Graph	3	\$66,920.00	\$45,760.00	\$40,000.00	\$115,000.00

Employer Name/Worksite Address	Graph	Count	Mean Wage	Median Wage	Lowest Wage	Highest Wage
CODA VISUAL EFFECTS LTD., 9 E 47TH ST, NEW YORK, NY (https://www.google.com/maps/place/9%20E%2047TH%20ST,NEW%20YORK,NY)	Graph	1	\$115,000.00	\$115,000.00	\$115,000.00	\$115,000.00
CODDINGTON CHADWICK & MEYERSON, 11 EAST 47TH STREET, NEW YORK, NY (https://www.google.com/maps/place/11%20EAST%2047TH%20STREET,NEW%20YORK,NY)	Graph	1	\$40,000.00	\$40,000.00	\$40,000.00	\$40,000.00
ENJOY REHAB PT, PC, 11 E 47TH STREET, NEW YORK, NY (https://www.google.com/maps/place/11%20E%2047TH%20STREET,NEW%20YORK,NY)	Graph	1	\$32,240.00	\$32,240.00	\$32,240.00	\$32,240.00
METAL KINETICS, 7 EAST 47TH STREET, 4TH FLOOR, NEW YORK, NY (https://www.google.com/maps/place/7%20EAST%2047TH%20STREET,%204TH%20FLOOR,NEW%20YORK,NY)	Graph	1	\$45,760.00	\$45,760.00	\$45,760.00	\$45,760.00
Totals	Graph	4	\$58,250.00	\$40,000.00	\$32,240.00	\$115,000.00

Latitude: 40.756621 Longitude: -73.970105

Employer Name/Employer Address	Graph	Count	Mean Wage	Median Wage	Lowest Wage	Highest Wage
IFEELSMART INC, 845 3RD AVENUE, NEW YORK, NY (https://www.google.com/maps/place/845%203RD%20AVENUE,NEW%20YORK,NY)	Graph	1	\$85,000.00	\$85,000.00	\$85,000.00	\$85,000.00
JGR CAPITAL PARTNERS LLC, 845 THIRD AVE, FLOOR 6, NEW YORK, NY (https://www.google.com/maps/place/845%20THIRD%20AVE,%20FLOOR%206,NEW%20YORK,NY)	Graph	1	\$66,560.00	\$66,560.00	\$66,560.00	\$66,560.00
THE CONFERENCE BOARD INC, 845 THIRD AVENUE, NEW YORK, NY (https://www.google.com/maps/place/845%20THIRD%20AVENUE,NEW%20YORK,NY)	Graph	1	\$51,542.40	\$51,542.40	\$51,542.40	\$51,542.40
INTERNATIONAL TAX SOLUTIONS CORP, 845 3RD AVE, NEW YORK, NY (https://www.google.com/maps/place/845%203RD%20AVE,NEW%20YORK,NY)	Graph	4	\$58,198.40	\$58,198.40	\$58,198.40	\$58,198.40
KROLL BOND RATING AGENCY, INC., 845 THIRD AVE, NEW YORK, NY (https://www.google.com/maps/place/845%20THIRD%20AVE,NEW%20YORK,NY)	Graph	4	\$97,000.00	\$85,000.00	\$70,000.00	\$118,000.00
Totals	Graph	11	\$74,899.64	\$66,560.00	\$51,542.40	\$118,000.00

Employer Name/Worksite Address	Graph	Count	Mean Wage	Median Wage	Lowest Wage	Highest Wage
IFEELSMART INC, 845 3RD AVENUE, 6TH FLOOR, NEW YORK, NY (https://www.google.com/maps/place/845%203RD%20AVENUE,%206TH%20FLOOR,NEW%20YORK,NY)	Graph	1	\$85,000.00	\$85,000.00	\$85,000.00	\$85,000.00
SHUTTERFLY, INC., 845 3RD AVENUE, NEW YORK, NY (https://www.google.com/maps/place/845%203RD%20AVENUE,NEW%20YORK,NY)	Graph	1	\$211,598.40	\$211,598.40	\$211,598.40	\$211,598.40
SHUTTERFLY, INC., 845 THIRD AVENUE, NEW YORK, NY (https://www.google.com/maps/place/845%20THIRD%20AVENUE,NEW%20YORK,NY)	Graph	2	\$97,021.20	\$51,542.40	\$51,542.40	\$142,500.00
Totals	Graph	4	\$122,660.20	\$85,000.00	\$51,542.40	\$211,598.40

Latitude: 40.756638 Longitude: -73.982727

Employer Name/Worksite Address	Graph	Count	Mean Wage	Median Wage	Lowest Wage	Highest Wage
CHINA TELECOM (AMERICAS) CORPORATION, 1156 6TH AVENUE, NEW YORK, NY (https://www.google.com/maps/place/1156%206TH%20AVENUE,NEW%20YORK,NY)	Graph	2	\$46,700.00	\$46,700.00	\$46,700.00	\$46,700.00
Totals	Graph	2	\$46,700.00	\$46,700.00	\$46,700.00	\$46,700.00

Latitude: 40.756648 Longitude: -73.997967

Employer Name/Worksite Address	Graph	Count	Mean Wage	Median Wage	Lowest Wage	Highest Wage
CONCUR TECHNOLOGIES, INC., 505 W. 37TH STREET, NEW YORK, NY (https://www.google.com/maps/place/505%20W.%2037TH%20STREET,NEW%20YORK,NY)	Graph	1	\$90,813.00	\$90,813.00	\$90,813.00	\$90,813.00
Totals	Graph	1	\$90,813.00	\$90,813.00	\$90,813.00	\$90,813.00

Latitude: 40.756653 Longitude: -73.986047

Employer Name/Employer Address	Graph	Count	Mean Wage	Median Wage	Lowest Wage	Highest Wage
ACCUME PARTNERS, 1500 BROADWAY, NEW YORK, NY (https://www.google.com/maps/place/1500%20BROADWAY,NEW%20YORK,NY)	Graph	1	\$95,000.00	\$95,000.00	\$95,000.00	\$95,000.00
CHINA DAILY DISTRIBUTION CORPORATION, 1500 BROADWAY, NEW YORK, NY (https://www.google.com/maps/place/1500%20BROADWAY,NEW%20YORK,NY)	Graph	1	\$47,840.00	\$47,840.00	\$47,840.00	\$47,840.00
DAI & ASSOCIATES, P.C., 1500 BROADWAY, SUITE 2200, NEW YORK, NY (https://www.google.com/maps/place/1500%20BROADWAY,%20SUITE%202200,NEW%20YORK,NY)	Graph	1	\$45,843.00	\$45,843.00	\$45,843.00	\$45,843.00
KUAFU PROPERTIES LLC, 1500 BROADWAY, NEW YORK, NY (https://www.google.com/maps/place/1500%20BROADWAY,NEW%20YORK,NY)	Graph	1	\$65,748.80	\$65,748.80	\$65,748.80	\$65,748.80
KUAFU PROPERTIES LLC, 1500 BROADWAY, STE 2202, NEW YORK, NY (https://www.google.com/maps/place/1500%20BROADWAY,%20STE%202202,NEW%20YORK,NY)	Graph	1	\$101,254.00	\$101,254.00	\$101,254.00	\$101,254.00
PEARL COHEN ZEDEK LATZER BARATZ LLP, 1500 BROADWAY, NEW YORK, NY (https://www.google.com/maps/place/1500%20BROADWAY,NEW%20YORK,NY)	Graph	1	\$135,000.00	\$135,000.00	\$135,000.00	\$135,000.00

Employer Name/Employer Address	Graph	Count	Mean Wage	Median Wage	Lowest Wage	Highest Wage
SCG AMERICA GROUP INC, 1500 BROADWAY, NEW YORK, NY (https://www.google.com/maps/place/1500%20BROADWAY,NEW%20YORK,NY)	Graph	1	\$39,000.00	\$39,000.00	\$39,000.00	\$39,000.00
KUAFU PROPERTIES LLC, 1500 BROADWAY, SUITE 2202, NEW YORK, NY (https://www.google.com/maps/place/1500%20BROADWAY,%20SUITE%202202,NEW%20YORK,NY)	Graph	2	\$68,795.00	\$47,590.00	\$47,590.00	\$90,000.00
COA 99 HUDSON, LLC, 1500 BROADWAY, SUITE 2301, NEW YORK, NY (https://www.google.com/maps/place/1500%20BROADWAY,%20SUITE%202301,NEW%20YORK,NY)	Graph	3	\$55,333.33	\$55,000.00	\$52,000.00	\$59,000.00
DAI & ASSOCIATES,P.C., 1500 BROADWAY, NEW YORK, NY (https://www.google.com/maps/place/1500%20BROADWAY,NEW%20YORK,NY)	Graph	3	\$45,843.13	\$45,843.20	\$45,843.00	\$45,843.20
SUNRISE BROKERS LLC, 1500 BROADWAY, NEW YORK, NY (https://www.google.com/maps/place/1500%20BROADWAY,NEW%20YORK,NY)	Graph	8	\$71,968.63	\$70,000.00	\$65,749.00	\$80,000.00
ABOUT, INC., 1500 BROADWAY, NEW YORK, NY (https://www.google.com/maps/place/1500%20BROADWAY,NEW%20YORK,NY)	Graph	9	\$110,966.67	\$108,300.00	\$97,000.00	\$140,000.00
Totals	Graph	32	\$79,539.19	\$70,000.00	\$39,000.00	\$140,000.00

Employer Name/Worksite Address	Graph	Count	Mean Wage	Median Wage	Lowest Wage	Highest Wage
ADVENT GLOBAL SOLUTIONS INC, 1500 BROADWAY 6TH FLOOR, NEWYORK, NY (https://www.google.com/maps/place/1500%20BROADWAY%206TH%20FLOOR,NEWYORK,NY)	Graph	1	\$65,000.00	\$65,000.00	\$65,000.00	\$65,000.00
DAI & ASSOCIATES, P.C., 1500 BROADWAY, SUITE 2200, NEW YORK, NY (https://www.google.com/maps/place/1500%20BROADWAY,%20SUITE%202200,NEW%20YORK,NY)	Graph	1	\$45,843.00	\$45,843.00	\$45,843.00	\$45,843.00
KUAFU PROPERTIES LLC, 1500 BROADWAY, STE 2202, NEW YORK, NY (https://www.google.com/maps/place/1500%20BROADWAY,%20STE%202202,NEW%20YORK,NY)	Graph	1	\$101,254.00	\$101,254.00	\$101,254.00	\$101,254.00
NEUMERIC TECHNOLOGIES CORPORATION, 1500 BROADWAY,, NEW YORK, NY (https://www.google.com/maps/place/1500%20BROADWAY,,NEW%20YORK,NY)	Graph	1	\$99,000.00	\$99,000.00	\$99,000.00	\$99,000.00
KUAFU PROPERTIES LLC, 1500 BROADWAY, SUITE 2202, NEW YORK, NY (https://www.google.com/maps/place/1500%20BROADWAY,%20SUITE%202202,NEW%20YORK,NY)	Graph	2	\$68,795.00	\$47,590.00	\$47,590.00	\$90,000.00
COA 99 HUDSON, LLC, 1500 BROADWAY, SUITE 2301, NEW YORK, NY (https://www.google.com/maps/place/1500%20BROADWAY,%20SUITE%202301,NEW%20YORK,NY)	Graph	3	\$55,333.33	\$55,000.00	\$52,000.00	\$59,000.00
CROSSCOUNTRY CONSULTING LLC, 1500 BROADWAY, NEW YORK, NY (https://www.google.com/maps/place/1500%20BROADWAY,NEW%20YORK,NY)	Graph	52	\$89,415.02	\$76,170.00	\$39,000.00	\$156,000.00
Totals	Graph	61	\$86,299.47	\$76,170.00	\$39,000.00	\$156,000.00

Latitude: 40.756653 Longitude: -73.980248

Employer Name/Worksite Address	Graph	Count	Mean Wage	Median Wage	Lowest Wage	Highest Wage
VOLATOUR, INC., 33 W. 46TH ST., NEW YORK, NY (https://www.google.com/maps/place/33%20W.%2046TH%20ST.,NEW%20YORK,NY)	Graph	1	\$46,675.00	\$46,675.00	\$46,675.00	\$46,675.00
Totals	Graph	1	\$46,675.00	\$46,675.00	\$46,675.00	\$46,675.00

Latitude: 40.756659 Longitude: -73.994004

Employer Name/Employer Address	Graph	Count	Mean Wage	Median Wage	Lowest Wage	Highest Wage
523 9TH AVENUE INC, 523 9TH AVENUE, MANHATTAN, NY (https://www.google.com/maps/place/523%20%209TH%20AVENUE,MANHATTAN,NY)	Graph	1	\$75,795.20	\$75,795.20	\$75,795.20	\$75,795.20
Totals	Graph	1	\$75,795.20	\$75,795.20	\$75,795.20	\$75,795.20

Employer Name/Worksite Address	Graph	Count	Mean Wage	Median Wage	Lowest Wage	Highest Wage
523 9TH AVENUE INC, 523 9TH AVENUE, MANHATTAN, NY (https://www.google.com/maps/place/523%20%209TH%20AVENUE,MANHATTAN,NY)	Graph	1	\$75,795.20	\$75,795.20	\$75,795.20	\$75,795.20
Totals	Graph	1	\$75,795.20	\$75,795.20	\$75,795.20	\$75,795.20

Latitude: 40.756689 Longitude: -73.974424

Employer Name/Worksite Address	Graph	Count	Mean Wage	Median Wage	Lowest Wage	Highest Wage
NEW YORK UNIVERSITY SCHOOL OF MEDICINE, ONE PARK AVENUE, NEW YORK, NY (https://www.google.com/maps/place/ONE%20PARK%20AVENUE,NEW%20YORK,NY)	Graph	1	\$115,000.00	\$115,000.00	\$115,000.00	\$115,000.00
Totals	Graph	1	\$115,000.00	\$115,000.00	\$115,000.00	\$115,000.00

Latitude: 40.756701 Longitude: -73.98045

Employer Name/Employer Address	Graph	Count	Mean Wage	Median Wage	Lowest Wage	Highest Wage
PRE-REC, INC., 45 W. 46TH STREET, 5TH FLOOR, NEW YORK, NY (https://www.google.com/maps/place/45%20W.%2046TH%20STREET,%205TH%20FLOOR,NEW%20YORK,NY)	Graph	1	\$75,795.00	\$75,795.00	\$75,795.00	\$75,795.0
Totals	Graph	1	\$75,795.00	\$75,795.00	\$75,795.00	\$75,795.0

Employer Name/Worksite Address	Graph	Count	Mean Wage	Median Wage	Lowest Wage	Highest Wage
PRE-REC, INC., 45 W. 46TH STREET (5TH FLOOR), NEW YORK, NY (https://www.google.com/maps/place/45%20W.%2046TH%20STREET%20(5TH%20FLOOR),NEW%20YORK,NY)	Graph	1	\$75,795.00	\$75,795.00	\$75,795.00	\$75,795.0
Totals	Graph	1	\$75,795.00	\$75,795.00	\$75,795.00	\$75,795.0

Latitude: 40.756712 Longitude: -73.986165

Employer Name/Employer Address	Graph	Count	Mean Wage	Median Wage	Lowest Wage	Highest Wage
BUSINESS COUNCIL FOR INTERNATIONAL UNDERSTANDING, INC., 1501 BROADWAY, SUITE 2300, NEW YORK, NY (https://www.google.com/maps/place/1501%20BROADWAY,%20SUITE%202300,NEW%20YORK,NY)	Graph	1	\$59,000.00	\$59,000.00	\$59,000.00	\$59,000.00
MORGEN, EVAN INTERNATIONAL, INC., 1501 BROADWAY, NEW YORK, NY (https://www.google.com/maps/place/1501%20BROADWAY,NEW%20YORK,NY)	Graph	1	\$66,000.00	\$66,000.00	\$66,000.00	\$66,000.00
NAMEI GROUP INC., SUITE 9B, 11 EAST BROADWAY, NEW YORK, NY (https://www.google.com/maps/place/SUITE%209B,%2011%20EAST%20BROADWAY,NEW%20YORK,NY)	Graph	1	\$55,744.00	\$55,744.00	\$55,744.00	\$55,744.00
AMERITECH INC, 1501 BROADWAY, 12TH FLOOR, NEW YORK, NY (https://www.google.com/maps/place/1501%20BROADWAY,%2012TH%20FLOOR,NEW%20YORK,NY)	Graph	2	\$71,780.80	\$71,780.80	\$71,780.80	\$71,780.80
BUSINESS COUNCIL FOR INTERNATIONAL UNDERSTANDING, INC., 1501 BROADWAY, NEW YORK, NY (https://www.google.com/maps/place/1501%20BROADWAY,NEW%20YORK,NY)	Graph	2	\$60,773.50	\$60,000.00	\$60,000.00	\$61,547.00
C & M FIRST SERVICES, INC., 1501 BROADWAY, SUITE 1506, NEW YORK, NY (https://www.google.com/maps/place/1501%20BROADWAY,%20SUITE%201506,NEW%20YORK,NY)	Graph	2	\$60,746.40	\$55,744.00	\$55,744.00	\$65,748.80
VASTITUDE MEDIA-US CORP, 1501 BROADWAY, 12TH FLOOR, NEW YORK, NY (https://www.google.com/maps/place/1501%20BROADWAY,%2012TH%20FLOOR,NEW%20YORK,NY)	Graph	2	\$83,200.00	\$83,200.00	\$83,200.00	\$83,200.00
TREMOR VIDEO DSP, INC., 1501 BROADWAY, NEW YORK CITY, NY (https://www.google.com/maps/place/1501%20BROADWAY,NEW%20YORK%20CITY,NY)	Graph	6	\$107,824.50	\$98,000.00	\$80,000.00	\$137,696.00
TREMOR VIDEO INC, 1501 BROADWAY, NEW YORK, NY (https://www.google.com/maps/place/1501%20BROADWAY,NEW%20YORK,NY)	Graph	12	\$103,241.08	\$90,813.00	\$55,744.00	\$136,906.00
Totals	Graph	29	\$90,330.53	\$83,200.00	\$55,744.00	\$137,696.00

Employer Name/Worksite Address	Graph	Count	Mean Wage	Median Wage	Lowest Wage	Highest Wage
ACA COMPLIANCE GROUP, 1370 BROADWAY AVE., NEW YORK, NY (https://www.google.com/maps/place/1370%20BROADWAY%20AVE.,NEW%20YORK,NY)	Graph	1	\$80,000.00	\$80,000.00	\$80,000.00	\$80,000.00
NAMEI GROUP INC., SUITE 9B, 11 EAST BROADWAY, NEW YORK, NY (https://www.google.com/maps/place/SUITE%209B,%2011%20EAST%20BROADWAY,NEW%20YORK,NY)	Graph	1	\$55,744.00	\$55,744.00	\$55,744.00	\$55,744.00
BUSINESS COUNCIL FOR INTERNATIONAL UNDERSTANDING, INC., 1501 BROADWAY, NEW YORK, NY (https://www.google.com/maps/place/1501%20BROADWAY,NEW%20YORK,NY)	Graph	2	\$60,773.50	\$60,000.00	\$60,000.00	\$61,547.00
C & M FIRST SERVICES, INC., 1501 BROADWAY, SUITE 1506, NEW YORK, NY (https://www.google.com/maps/place/1501%20BROADWAY,%20SUITE%201506,NEW%20YORK,NY)	Graph	2	\$60,746.40	\$55,744.00	\$55,744.00	\$65,748.80

Employer Name/Worksite Address	Graph	Count	Mean Wage	Median Wage	Lowest Wage	Highest Wage
VASTITUDE MEDIA-US CORP, 1501 BROADWAY, 12TH FLOOR, NEW YORK, NY (https://www.google.com/maps/place/1501%20BROADWAY,%2012TH%20FLOOR,NEW%20YORK,NY)	Graph	4	\$77,490.40	\$71,780.80	\$71,780.80	\$83,200.00
TREMOR VIDEO INC, 1501 BROADWAY, NEW YORK CITY, NY (https://www.google.com/maps/place/1501%20BROADWAY,NEW%20YORK%20CITY,NY)	Graph	25	\$109,654.12	\$98,000.00	\$55,744.00	\$137,696.00
Totals	Graph	35	\$98,002.81	\$97,968.00	\$55,744.00	\$137,696.00

Latitude: 40.756715 Longitude: -73.982834

Employer Name/Worksite Address	Graph	Count	Mean Wage	Median Wage	Lowest Wage	Highest Wage
VLK CONSULTING GROUP INC, 1155 6TH AVE, NEW YORK, NY (https://www.google.com/maps/place/1155%206TH%20AVE,NEW%20YORK,NY)	Graph	1	\$108,992.00	\$108,992.00	\$108,992.00	\$108,992.00
HEADSTRONG SERVICES LLC, 1155 6TH AVENUE, NEW YORK, NY (https://www.google.com/maps/place/1155%206TH%20AVENUE,NEW%20YORK,NY)	Graph	2	\$115,232.50	\$91,562.00	\$91,562.00	\$138,903.00
WHITE & CASE LLP, 1155 AVENUE OF THE AMERICAS, NEW YORK, NY (https://www.google.com/maps/place/1155%20AVENUE%20OF%20THE%20AMERICAS,NEW%20YORK,NY)	Graph	11	\$153,808.36	\$190,000.00	\$82,139.00	\$214,702.00
Totals	Graph	14	\$145,096.36	\$108,992.00	\$82,139.00	\$214,702.00

Latitude: 40.756721 Longitude: -73.978436

Employer Name/Worksite Address	Graph	Count	Mean Wage	Median Wage	Lowest Wage	Highest Wage
BDO USA, LLP, 579 5TH AVENUE, NEW YORK, NY (https://www.google.com/maps/place/579%205TH%20AVENUE,NEW%20YORK,NY)	Graph	3	\$98,574.33	\$115,000.00	\$60,000.00	\$120,723.00
Totals	Graph	3	\$98,574.33	\$115,000.00	\$60,000.00	\$120,723.00

Latitude: 40.756733 Longitude: -73.980868

Employer Name/Worksite Address	Graph	Count	Mean Wage	Median Wage	Lowest Wage	Highest Wage
TURKISH CULTURAL CENTER, 56 WEST 46TH STREET, NEW YORK, NY (https://www.google.com/maps/place/56%20WEST%2046TH%20STREET,NEW%20YORK,NY)	Graph	1	\$62,400.00	\$62,400.00	\$62,400.00	\$62,400.00
Totals	Graph	1	\$62,400.00	\$62,400.00	\$62,400.00	\$62,400.00

Employer Name/Worksite Address	Graph	Count	Mean Wage	Median Wage	Lowest Wage	Highest Wage
TURKISH CULTURAL CENTER, 56 WEST 46TH STREET, NEW YORK, NY (https://www.google.com/maps/place/56%20WEST%2046TH%20STREET,NEW%20YORK,NY)	Graph	1	\$62,400.00	\$62,400.00	\$62,400.00	\$62,400.00
Totals	Graph	1	\$62,400.00	\$62,400.00	\$62,400.00	\$62,400.00

Latitude: 40.756766 Longitude: -73.919772

Employer Name/Worksite Address	Graph	Count	Mean Wage	Median Wage	Lowest Wage	Highest Wage
CRYPTOCENTRIC, INC., 32-80 41ST STREET, ASTORIA, NY (https://www.google.com/maps/place/32-80%2041ST%20STREET,ASTORIA,NY)	Graph	3	\$85,000.00	\$85,000.00	\$85,000.00	\$85,000.00
Totals	Graph	3	\$85,000.00	\$85,000.00	\$85,000.00	\$85,000.00

Employer Name/Worksite Address	Graph	Count	Mean Wage	Median Wage	Lowest Wage	Highest Wage
CRYPTOCENTRIC, INC., 32-80 41ST STREET, ASTORIA, NY (https://www.google.com/maps/place/32-80%2041ST%20STREET,ASTORIA,NY)	Graph	3	\$85,000.00	\$85,000.00	\$85,000.00	\$85,000.00
Totals	Graph	3	\$85,000.00	\$85,000.00	\$85,000.00	\$85,000.00

Latitude: 40.75678 Longitude: -73.943312

Employer Name/Worksite Address	Graph	Count	Mean Wage	Median Wage	Lowest Wage	Highest Wage
GEMINI CONSULTING & SERVICES, LLC, 5301 11TH ST., LONG ISLAND CITY, NY (https://www.google.com/maps/place/5301%2011TH%20ST.,LONG%20ISLAND%20CITY,NY)	Graph	1	\$85,000.00	\$85,000.00	\$85,000.00	\$85,000.00
Totals	Graph	1	\$85,000.00	\$85,000.00	\$85,000.00	\$85,000.00

Latitude: 40.756788 Longitude: -73.978551

Employer Name/Employer Address	Graph	Count	Mean Wage	Median Wage	Lowest Wage	Highest Wage
AMERICAN GEMOLOGICAL LABORATORIES, LLC, 580 FIFTH AVENUE, SUITE 706, NEW YORK, NY (https://www.google.com/maps/place/580%20FIFTH%20AVENUE,%20SUITE%20706,NEW%20YORK,NY)	Graph	1	\$75,000.00	\$75,000.00	\$75,000.00	\$75,000.00
INTERJEWEL USA, 580 FIFTH AVENUE, NEW YORK, NY (https://www.google.com/maps/place/580%20FIFTH%20AVENUE,NEW%20YORK,NY)	Graph	1	\$50,000.00	\$50,000.00	\$50,000.00	\$50,000.00
REUVEN KAUFMAN INC., 580 5TH AVE, NEW YORK, NY (https://www.google.com/maps/place/580%205TH%20AVE,NEW%20YORK,NY)	Graph	1	\$82,000.00	\$82,000.00	\$82,000.00	\$82,000.00
GEMOLOGICAL APPRAISAL ASSOCIATION INC, 580 FIFTH AVENUE, NEW YORK, NY (https://www.google.com/maps/place/580%20FIFTH%20AVENUE,NEW%20YORK,NY)	Graph	2	\$76,689.50	\$72,987.00	\$72,987.00	\$80,392.00
SHEFI DIAMONDS, INC., 580 5TH AVENUE, NEW YORK, NY (https://www.google.com/maps/place/580%205TH%20AVENUE,NEW%20YORK,NY)	Graph	4	\$56,212.00	\$46,675.00	\$46,675.00	\$65,749.00
Totals	Graph	9	\$65,025.22	\$65,749.00	\$46,675.00	\$82,000.00

Employer Name/Worksite Address	Graph	Count	Mean Wage	Median Wage	Lowest Wage	Highest Wage
AMERICAN GEMOLOGICAL LABORATORIES, LLC, 580 FIFTH AVENUE, SUITE 706, NEW YORK, NY (https://www.google.com/maps/place/580%20FIFTH%20AVENUE,%20SUITE%20706,NEW%20YORK,NY)	Graph	1	\$75,000.00	\$75,000.00	\$75,000.00	\$75,000.00
GEMOLOGICAL APPRAISAL ASSOCIATION INC, 580 FIFTH AVENUE, NEW YORK, NY (https://www.google.com/maps/place/580%20FIFTH%20AVENUE,NEW%20%20YORK,NY)	Graph	1	\$72,987.00	\$72,987.00	\$72,987.00	\$72,987.00
REUVEN KAUFMAN INC., 580 5TH AVE, NEW YORK, NY (https://www.google.com/maps/place/580%205TH%20AVE,NEW%20YORK,NY)	Graph	1	\$82,000.00	\$82,000.00	\$82,000.00	\$82,000.00
INTERJEWEL USA, 580 FIFTH AVENUE, NEW YORK, NY (https://www.google.com/maps/place/580%20FIFTH%20AVENUE,NEW%20YORK,NY)	Graph	2	\$65,196.00	\$50,000.00	\$50,000.00	\$80,392.00
SHEFI DIAMONDS, INC., 580 5TH AVENUE, NEW YORK, NY (https://www.google.com/maps/place/580%205TH%20AVENUE,NEW%20YORK,NY)	Graph	4	\$56,212.00	\$46,675.00	\$46,675.00	\$65,749.00
Totals	Graph	9	\$65,025.22	\$65,749.00	\$46,675.00	\$82,000.00

Latitude: 40.756803 Longitude: -73.97434

Employer Name/Employer Address	Graph	Count	Mean Wage	Median Wage	Lowest Wage	Highest Wage
AGB EVENTS PTY. LTD., 300 PARK AVENUE, NEW YORK, NY (https://www.google.com/maps/place/300%20PARK%20AVENUE,NEW%20YORK,NY)	Graph	1	\$160,000.00	\$160,000.00	\$160,000.00	\$160,000.00
CHINA FILM INSIDER, 300 PARK AVENUE, FLOOR 13, NEW YORK, NY (https://www.google.com/maps/place/300%20PARK%20AVENUE,%20FLOOR%2013,NEW%20YORK,NY)	Graph	1	\$40,000.00	\$40,000.00	\$40,000.00	\$40,000.00
COLGATE PALMOLIVE CO, 300 PARK AVENUE, NEW YORK, NY (https://www.google.com/maps/place/300%20PARK%20AVENUE,NEW%20YORK,NY)	Graph	1	\$103,000.00	\$103,000.00	\$103,000.00	\$103,000.00
ENTRUSTPERMAL SECURITIES LLC, 300 PARK AVENUE, NEW YORK, NY (https://www.google.com/maps/place/300%20PARK%20AVENUE,NEW%20YORK,NY)	Graph	1	\$55,291.00	\$55,291.00	\$55,291.00	\$55,291.00
P3GM GLOBAL MANAGEMENT, INC. DBA KAPTYN, 300 PARK AVE, NEW YORK, NY (https://www.google.com/maps/place/300%20PARK%20AVE,NEW%20YORK,NY)	Graph	1	\$65,000.00	\$65,000.00	\$65,000.00	\$65,000.00
VIBRANT MEDIA, INC., 300 PARK AVENUE, NEW YORK, NY (https://www.google.com/maps/place/300%20PARK%20AVENUE,NEW%20YORK,NY)	Graph	1	\$100,000.00	\$100,000.00	\$100,000.00	\$100,000.00
COLGATE-PALMOLIVE COMPANY, 300 PARK AVENUE, NEW YORK, NY (https://www.google.com/maps/place/300%20PARK%20AVENUE,NEW%20YORK,NY)	Graph	2	\$193,000.00	\$193,000.00	\$193,000.00	\$193,000.00

Employer Name/Employer Address	Graph	Count	Mean Wage	Median Wage	Lowest Wage	Highest Wage
HOMAER INTERNATIONAL US LLC, 300 PARK AVENUE, NEW YORK, NY (https://www.google.com/maps/place/300%20PARK%20AVENUE,NEW%20YORK,NY)	Graph	2	\$60,000.00	\$60,000.00	\$60,000.00	\$60,000.00
SCHVEY, INC., 300 PARK AVENUE, NEW YORK, NY (https://www.google.com/maps/place/300%20PARK%20AVENUE,NEW%20YORK,NY)	Graph	2	\$110,000.00	\$95,000.00	\$95,000.00	\$125,000.00
ANALYTICA LA-SER INTERNATIONAL, INC., 300 PARK AVENUE, NEW YORK, NY (https://www.google.com/maps/place/300%20PARK%20AVENUE,NEW%20YORK,NY)	Graph	3	\$68,333.33	\$60,000.00	\$60,000.00	\$85,000.00
COLGATE PALMOLIVE COMPANY, 300 PARK AVENUE, NEW YORK, NY (https://www.google.com/maps/place/300%20PARK%20AVENUE,NEW%20YORK,NY)	Graph	3	\$104,000.00	\$103,000.00	\$103,000.00	\$106,000.00
DORAN JONES, INC., 300 PARK AVENUE, NEW YORK, NY (https://www.google.com/maps/place/300%20PARK%20AVENUE,NEW%20YORK,NY)	Graph	5	\$91,712.40	\$85,000.00	\$71,781.00	\$140,000.00
Totals	Graph	23	\$96,732.74	\$90,000.00	\$40,000.00	\$193,000.00

Employer Name/Worksite Address	Graph	Count	Mean Wage	Median Wage	Lowest Wage	Highest Wage
CHINA FILM INSIDER, 300 PARK AVENUE, FLOOR 13, NEW YORK, NY (https://www.google.com/maps/place/300%20PARK%20AVENUE,%20FLOOR%2013,NEW%20YORK,NY)	Graph	1	\$40,000.00	\$40,000.00	\$40,000.00	\$40,000.00
GLOBAL DATA MANAGEMENT, INC., 300 PARK AVENUE, 12TH FLOOR, NEW YORK, NY (https://www.google.com/maps/place/300%20PARK%20AVENUE,%2012TH%20FLOOR,NEW%20YORK,NY)	Graph	1	\$90,000.00	\$90,000.00	\$90,000.00	\$90,000.00
INFOSYS LIMITED, 300 PARK AVE, NEW YORK, NY (https://www.google.com/maps/place/300%20PARK%20AVE,NEW%20YORK,NY)	Graph	3	\$86,285.33	\$84,864.00	\$65,000.00	\$108,992.00
TATA CONSULTANCY SERVICES LIMITED, 300 PARK AVENUE, NEW YORK, NY (https://www.google.com/maps/place/300%20PARK%20AVENUE,NEW%20YORK,NY)	Graph	74	\$72,140.05	\$58,198.00	\$55,291.00	\$193,000.00
Totals	Graph	79	\$72,496.46	\$58,198.00	\$40,000.00	\$193,000.00

Latitude: 40.756813 Longitude: -73.972215

Employer Name/Employer Address	Graph	Count	Mean Wage	Median Wage	Lowest Wage	Highest Wage
CARLTON ADVISORY, 560 LEXINGTON AVENUE, NEW YORK, NY (https://www.google.com/maps/place/560%20LEXINGTON%20AVENUE,NEW%20YORK,NY)	Graph	1	\$34,050.00	\$34,050.00	\$34,050.00	\$34,050.00
IPG GIS US, INC., 560 LEXINGTON AVENUE, NEW YORK, NY (https://www.google.com/maps/place/560%20LEXINGTON%20AVENUE,NEW%20YORK,NY)	Graph	1	\$125,000.00	\$125,000.00	\$125,000.00	\$125,000.00
VECTOR MEDIA HOLDING CORP, 560 LEXINGTON AVE, NEW YORK, NY (https://www.google.com/maps/place/560%20LEXINGTON%20AVE,NEW%20YORK,NY)	Graph	1	\$70,000.00	\$70,000.00	\$70,000.00	\$70,000.00
VODAFONE US INC., 560 LEXINGTON AVENUE, NEW YORK, NY (https://www.google.com/maps/place/560%20LEXINGTON%20AVENUE,NEW%20YORK,NY)	Graph	2	\$112,773.50	\$103,147.00	\$103,147.00	\$122,400.00
Totals	Graph	5	\$90,919.40	\$103,147.00	\$34,050.00	\$125,000.00

Employer Name/Worksite Address	Graph	Count	Mean Wage	Median Wage	Lowest Wage	Highest Wage
ALLIED INFORMATICS, INC, 560 LEXINGTON AVENUE,, NEW YORK, NY (https://www.google.com/maps/place/560%20LEXINGTON%20AVENUE,,NEW%20YORK,NY)	Graph	1	\$93,500.00	\$93,500.00	\$93,500.00	\$93,500.00
TJD SOLUTIONS, INC., 560 LEXINGTON AVE, 4TH FLOOR, NEW YORK, NY (https://www.google.com/maps/place/560%20LEXINGTON%20AVE,%204TH%20FLOOR,NEW%20YORK,NY)	Graph	1	\$80,000.00	\$80,000.00	\$80,000.00	\$80,000.00
IPG GIS US, INC., 560 LEXINGTON AVENUE, NEW YORK, NY (https://www.google.com/maps/place/560%20LEXINGTON%20AVENUE,NEW%20YORK,NY)	Graph	5	\$95,400.00	\$72,000.00	\$70,000.00	\$140,000.00
KPMG LLP, 560 LEXINGTON AVE, NEW YORK, NY (https://www.google.com/maps/place/560%20LEXINGTON%20AVE,NEW%20YORK,NY)	Graph	9	\$87,609.44	\$84,864.00	\$70,000.00	\$117,000.00
KPMG LLP, 560 LEXINGTON AVE., NEW YORK, NY (https://www.google.com/maps/place/560%20LEXINGTON%20AVE.,NEW%20YORK,NY)	Graph	12	\$83,496.00	\$88,000.00	\$63,500.00	\$105,000.00
Totals	Graph	28	\$87,176.32	\$84,864.00	\$63,500.00	\$140,000.00

Latitude: 40.756825 Longitude: -73.828782

Employer Name/Employer Address	Graph	Count	Mean Wage	Median Wage	Lowest Wage	Highest Wage
URBAN ARCHITECTURAL DESIGN, P.C., 41-99 MAIN STREET, FLUSHING, NY (https://www.google.com/maps/place/41-99%20MAIN%20STREET,FLUSHING,NY)	Graph	1	\$41,600.00	\$41,600.00	\$41,600.00	\$41,600.00
Totals	Graph	1	\$41,600.00	\$41,600.00	\$41,600.00	\$41,600.00

Employer Name/Worksite Address	Graph	Count	Mean Wage	Median Wage	Lowest Wage	Highest Wage
URBAN ARCHITECTURAL DESIGN, P.C., 41-99 MAIN STREET, FLUSHING, NY (https://www.google.com/maps/place/41-99%20MAIN%20STREET,FLUSHING,NY)	Graph	1	\$41,600.00	\$41,600.00	\$41,600.00	\$41,600.00
Totals	Graph	1	\$41,600.00	\$41,600.00	\$41,600.00	\$41,600.00

Latitude: 40.756834 Longitude: -73.690505

Employer Name/Employer Address	Graph	Count	Mean Wage	Median Wage	Lowest Wage	Highest Wage
NORTHWELL HEALTH, 2000 MARCUS AVENUE, NEW HYDE PARK, NY (https://www.google.com/maps/place/2000%20MARCUS%20AVENUE,NEW%20HYDE%20PARK,NY)	Graph	34	\$177,830.04	\$150,000.00	\$60,000.00	\$600,000.00
Totals	Graph	34	\$177,830.04	\$150,000.00	\$60,000.00	\$600,000.00

Employer Name/Worksite Address	Graph	Count	Mean Wage	Median Wage	Lowest Wage	Highest Wage
AUTOTRADER.COM, INC., 111 MARCUS AVENUE, LAKE SUCCESS, NY (https://www.google.com/maps/place/111%20MARCUS%20AVENUE,LAKE%20SUCCESS,NY)	Graph	1	\$125,059.00	\$125,059.00	\$125,059.00	\$125,059.00
NORTHWELL HEALTH, 2000 MARCUS AVENUE, LAKE SUCCESS, NY (https://www.google.com/maps/place/2000%20MARCUS%20AVENUE,LAKE%20SUCCESS,NY)	Graph	1	\$107,999.99	\$107,999.99	\$107,999.99	\$107,999.99
Totals	Graph	2	\$116,529.50	\$107,999.99	\$107,999.99	\$125,059.00

Latitude: 40.75685 Longitude: -73.979196

Employer Name/Employer Address	Graph	Count	Mean Wage	Median Wage	Lowest Wage	Highest Wage
BELGIUM NEW YORK LLC, 20 W. 47TH ST., NEW YORK, NY (https://www.google.com/maps/place/20%20W.%2047TH%20ST.,NEW%20YORK,NY)	Graph	1	\$46,675.20	\$46,675.20	\$46,675.20	\$46,675.20
DIACENTRE INC., 20 WEST 47TH STREET, NEW YORK, NY (https://www.google.com/maps/place/20%20WEST%2047TH%20STREET,NEW%20YORK,NY)	Graph	1	\$87,100.00	\$87,100.00	\$87,100.00	\$87,100.00
GM IDEAL CORP, 20 W 47TH STREET, NEW YORK, NY (https://www.google.com/maps/place/20%20W%2047TH%20STREET,NEW%20YORK,NY)	Graph	2	\$46,837.60	\$46,675.20	\$46,675.20	\$47,000.00
SPARKLE GEMS INC., 20 WEST 47TH STREET, NEW YORK, NY (https://www.google.com/maps/place/20%20WEST%2047TH%20STREET,NEW%20YORK,NY)	Graph	3	\$53,333.33	\$50,000.00	\$42,000.00	\$68,000.00
SPARKLE GEMS, INC, 20 WEST 47TH STREET, NEW YORK, NY (https://www.google.com/maps/place/20%20WEST%2047TH%20STREET,NEW%20YORK,NY)	Graph	3	\$59,904.00	\$58,198.00	\$55,765.00	\$65,749.00
Totals	Graph	10	\$56,716.24	\$50,000.00	\$42,000.00	\$87,100.00

Employer Name/Worksite Address	Graph	Count	Mean Wage	Median Wage	Lowest Wage	Highest Wage
BELGIUM NEW YORK LLC, 20 W. 47TH ST., NEW YORK, NY (https://www.google.com/maps/place/20%20W.%2047TH%20ST.,NEW%20YORK,NY)	Graph	1	\$46,675.20	\$46,675.20	\$46,675.20	\$46,675.20
GM IDEAL CORP, 20 W 47TH STREET, NEW YORK, NY (https://www.google.com/maps/place/20%20W%2047TH%20STREET,NEW%20YORK,NY)	Graph	2	\$46,837.60	\$46,675.20	\$46,675.20	\$47,000.00
SPARKLE GEMS INC., 20 WEST 47TH STREET, NEW YORK, NY (https://www.google.com/maps/place/20%20WEST%2047TH%20STREET,NEW%20YORK,NY)	Graph	7	\$60,973.14	\$58,198.00	\$42,000.00	\$87,100.00
Totals	Graph	10	\$56,716.24	\$50,000.00	\$42,000.00	\$87,100.00

Latitude: 40.756851 Longitude: -73.941974

Employer Name/Employer Address	Graph	Count	Mean Wage	Median Wage	Lowest Wage	Highest Wage
MAYFLOWER INTERNATIONAL HOTEL GROUP INC., 38-59 12TH STREET, LONG ISLAND CITY, NY (https://www.google.com/maps/place/38-59%2012TH%20STREET,LONG%20ISLAND%20CITY,NY)	Graph	1	\$46,675.20	\$46,675.20	\$46,675.20	\$46,675.20
MAYFLOWER INTERNATIONAL HOTEL GROUP INC, 38-59 12TH STREET, LONG ISLAND CITY, NY (https://www.google.com/maps/place/38-59%2012TH%20STREET,LONG%20ISLAND%20CITY,NY)	Graph	2	\$56,160.00	\$56,160.00	\$56,160.00	\$56,160.00
Totals	Graph	3	\$52,998.40	\$56,160.00	\$46,675.20	\$56,160.00

Employer Name/Worksite Address	Graph	Count	Mean Wage	Median Wage	Lowest Wage	Highest Wage
MAYFLOWER INTERNATIONAL HOTEL GROUP INC, 38-59 12TH STREET, LONG ISLAND CITY, NY (https://www.google.com/maps/place/38-59%2012TH%20STREET,LONG%20ISLAND%20CITY,NY)	Graph	3	\$52,998.40	\$56,160.00	\$46,675.20	\$56,160.00
Totals	Graph	3	\$52,998.40	\$56,160.00	\$46,675.20	\$56,160.00

Latitude: 40.756904 Longitude: -73.976204

Employer Name/Employer Address	Graph	Count	Mean Wage	Median Wage	Lowest Wage	Highest Wage
KHAN AND YAU, PC, 415 MADISON AVENUE, NEW YORK, NY (https://www.google.com/maps/place/415%20MADISON%20AVENUE,NEW%20YORK,NY)	Graph	1	\$47,840.00	\$47,840.00	\$47,840.00	\$47,840.00
OBIE TECH LLC, 415 MADISON AVENUE, NEW YORK, NY (https://www.google.com/maps/place/415%20MADISON%20AVENUE,NEW%20YORK,NY)	Graph	1	\$100,000.00	\$100,000.00	\$100,000.00	\$100,000.00
S. VINOD KUMAR USA INC., 415 MADISON AVENUE, NEW YORK, NY (https://www.google.com/maps/place/415%20MADISON%20AVENUE,NEW%20YORK,NY)	Graph	1	\$93,500.00	\$93,500.00	\$93,500.00	\$93,500.00
CLYDE DUNEIER, INC., 415 MADISON AVENUE, NEW YORK, NY (https://www.google.com/maps/place/415%20MADISON%20AVENUE,NEW%20YORK,NY)	Graph	3	\$55,891.67	\$57,000.00	\$46,675.00	\$64,000.00
Totals	Graph	6	\$68,169.17	\$57,000.00	\$46,675.00	\$100,000.00

Employer Name/Worksite Address	Graph	Count	Mean Wage	Median Wage	Lowest Wage	Highest Wage
OBIE TECH LLC, 415 MADISON AVENUE, NEW YORK, NY (https://www.google.com/maps/place/415%20MADISON%20AVENUE,NEW%20YORK,NY)	Graph	9	\$75,390.56	\$58,250.00	\$46,675.00	\$153,000.00
Totals	Graph	9	\$75,390.56	\$58,250.00	\$46,675.00	\$153,000.00

Latitude: 40.756906 Longitude: -73.972148

Employer Name/Employer Address	Graph	Count	Mean Wage	Median Wage	Lowest Wage	Highest Wage
ARTEMIS WEALTH ADVISORS, LLC, 570 LEXINGTON AVE., NEW YORK, NY (https://www.google.com/maps/place/570%20LEXINGTON%20AVE.,NEW%20YORK,NY)	Graph	1	\$55,764.80	\$55,764.80	\$55,764.80	\$55,764.80
DOMINICK & DICKERMAN LLC, 570 LEXINGTON AVENUE, NEW YORK, NY (https://www.google.com/maps/place/570%20LEXINGTON%20AVENUE,NEW%20YORK,NY)	Graph	1	\$70,000.00	\$70,000.00	\$70,000.00	\$70,000.00
EDGEMONT ADVISORS LLC, 570 LEXINGTON AVENUE, NEW YORK, NY (https://www.google.com/maps/place/570%20LEXINGTON%20AVENUE,NEW%20YORK,NY)	Graph	1	\$90,000.00	\$90,000.00	\$90,000.00	\$90,000.00
Totals	Graph	3	\$71,921.60	\$70,000.00	\$55,764.80	\$90,000.00

Employer Name/Worksite Address	Graph	Count	Mean Wage	Median Wage	Lowest Wage	Highest Wage
ARTEMIS WEALTH ADVISORS, LLC, 570 LEXINGTON AVE., NEW YORK, NY (https://www.google.com/maps/place/570%20LEXINGTON%20AVE.,NEW%20YORK,NY)	Graph	1	\$55,764.80	\$55,764.80	\$55,764.80	\$55,764.80
EDGEMONT ADVISORS LLC, 570 LEXINGTON AVENUE, NEW YORK, NY (https://www.google.com/maps/place/570%20LEXINGTON%20AVENUE,NEW%20YORK,NY)	Graph	2	\$80,000.00	\$70,000.00	\$70,000.00	\$90,000.00
Totals	Graph	3	\$71,921.60	\$70,000.00	\$55,764.80	\$90,000.00

Latitude: 40.756912 Longitude: -73.965757

Employer Name/Employer Address	Graph	Count	Mean Wage	Median Wage	Lowest Wage	Highest Wage
NEIGHBORHOOD PLAYHOUSE INC., 340 E 54TH STREET, NEW YORK, NY (https://www.google.com/maps/place/340%20E%2054TH%20STREET,NEW%20YORK,NY)	Graph	2	\$32,750.00	\$32,750.00	\$32,750.00	\$32,750.00
Totals	Graph	2	\$32,750.00	\$32,750.00	\$32,750.00	\$32,750.00

Employer Name/Worksite Address	Graph	Count	Mean Wage	Median Wage	Lowest Wage	Highest Wage
NEIGHBORHOOD PLAYHOUSE INC., 340 E 54TH STREET, NEW YORK, NY (https://www.google.com/maps/place/340%20E%2054TH%20STREET,NEW%20YORK,NY)	Graph	2	\$32,750.00	\$32,750.00	\$32,750.00	\$32,750.00
Totals	Graph	2	\$32,750.00	\$32,750.00	\$32,750.00	\$32,750.00

Latitude: 40.756921 Longitude: -73.979024

Employer Name/Employer Address	Graph	Count	Mean Wage	Median Wage	Lowest Wage	Highest Wage
AMIPI, INC., 15 W 47TH STREET, NEW YORK, NY (https://www.google.com/maps/place/15%20W%2047TH%20STREET,NEW%20YORK,NY)	Graph	1	\$120,000.00	\$120,000.00	\$120,000.00	\$120,000.00
JKS DIAMOND INC., 15 WEST 47TH ST, NEW YORK, NY (https://www.google.com/maps/place/15%20WEST%2047TH%20ST,NEW%20YORK,NY)	Graph	1	\$87,068.80	\$87,068.80	\$87,068.80	\$87,068.80
ROYAL TOUCH LLC, 15 WEST 47TH STREET, NEW YORK, NY (https://www.google.com/maps/place/15%20WEST%2047TH%20STREET,NEW%20YORK,NY)	Graph	1	\$54,000.00	\$54,000.00	\$54,000.00	\$54,000.00
DRC SYSTEMS USA LLC, 15 WEST 47TH STREET, NEW YORK, NY (https://www.google.com/maps/place/15%20WEST%2047TH%20STREET,NEW%20YORK,NY)	Graph	2	\$53,165.00	\$53,165.00	\$53,165.00	\$53,165.00
MUKSHAA DIAM INC., 15 WEST 47TH ST., NEW YORK, NY (https://www.google.com/maps/place/15%20WEST%2047TH%20ST.,NEW%20YORK,NY)	Graph	2	\$68,941.60	\$55,764.80	\$55,764.80	\$82,118.40
DYNAMIC DESIGN GROUP, INC, 15 WEST 47TH STREET, NEW YORK, NY (https://www.google.com/maps/place/15%20WEST%2047TH%20STREET,NEW%20YORK,NY)	Graph	4	\$93,844.20	\$63,336.00	\$51,708.00	\$149,614.40
Totals	Graph	11	\$80,059.89	\$63,336.00	\$51,708.00	\$149,614.40

Employer Name/Worksite Address	Graph	Count	Mean Wage	Median Wage	Lowest Wage	Highest Wage
AMIPI, INC., 15 W 47TH STREET, NEW YORK, NY (https://www.google.com/maps/place/15%20W%2047TH%20STREET,NEW%20YORK,NY)	Graph	1	\$120,000.00	\$120,000.00	\$120,000.00	\$120,000.00
MUKSHAA DIAM INC., 15 WEST 47TH ST., NEW YORK, NY (https://www.google.com/maps/place/15%20WEST%2047TH%20ST.,NEW%20YORK,NY)	Graph	2	\$68,941.60	\$55,764.80	\$55,764.80	\$82,118.40
JEWEL EXIM INC., 15 WEST 47TH STREET, NEW YORK, NY (https://www.google.com/maps/place/15%20WEST%2047TH%20STREET,NEW%20YORK,NY)	Graph	10	\$72,261.56	\$53,165.00	\$49,920.00	\$149,614.40
Totals	Graph	13	\$75,422.98	\$55,764.80	\$49,920.00	\$149,614.40

Latitude: 40.756936 Longitude: -73.979398

Employer Name/Employer Address	Graph	Count	Mean Wage	Median Wage	Lowest Wage	High Wage
MONIQUE CREATIONS, 26 WEST 47TH STREET, SUITE 602, NEW YORK, NY (https://www.google.com/maps/place/26%20WEST%2047TH%20STREET,%20SUITE%20602,NEW%20YORK,NY)	Graph	1	\$70,720.00	\$70,720.00	\$70,720.00	\$70,720.00
Totals	Graph	1	\$70,720.00	\$70,720.00	\$70,720.00	\$70,720.00

Employer Name/Worksite Address	Graph	Count	Mean Wage	Median Wage	Lowest Wage	High Wage
MONIQUE CREATIONS, 26 WEST 47TH STREET, SUITE 602, NEW YORK, NY (https://www.google.com/maps/place/26%20WEST%2047TH%20STREET,%20SUITE%20602,NEW%20YORK,NY)	Graph	1	\$70,720.00	\$70,720.00	\$70,720.00	\$70,720.00
Totals	Graph	1	\$70,720.00	\$70,720.00	\$70,720.00	\$70,720.00

Latitude: 40.756937 Longitude: -73.982507

Employer Name/Employer Address	Graph	Count	Mean Wage	Median Wage	Lowest Wage	Highest Wage
OLIVER WYMAN INC., 1166 AVENUE OF THE AMERICAS, NEW YORK, NY (https://www.google.com/maps/place/1166%20AVENUE%20OF%20THE%20AMERICAS,NEW%20YORK,NY)	Graph	1	\$115,000.00	\$115,000.00	\$115,000.00	\$115,000.00
ARCESIUM LLC, 1166 AVENUE OF THE AMERICAS, NEW YORK, NY (https://www.google.com/maps/place/1166%20AVENUE%20OF%20THE%20AMERICAS,NEW%20YORK,NY)	Graph	4	\$118,025.00	\$90,000.00	\$72,100.00	\$160,000.00
D. E. SHAW & CO., L.P., 1166 AVENUE OF THE AMERICAS, NEW YORK, NY (https://www.google.com/maps/place/1166%20AVENUE%20OF%20THE%20AMERICAS,NEW%20YORK,NY)	Graph	5	\$153,000.00	\$160,000.00	\$115,000.00	\$165,000.00
D. E. SHAW & CO., L.P., 1166 AVENUE OF THE AMERICAS, NEW YORK, NY (https://www.google.com/maps/place/1166%20AVENUE%20OF%20THE%20AMERICAS,NEW%20YORK,NY)	Graph	9	\$139,777.78	\$140,000.00	\$84,000.00	\$186,000.00
OLIVER WYMAN, INC., 1166 AVENUE OF THE AMERICAS, NEW YORK, NY (https://www.google.com/maps/place/1166%20AVENUE%20OF%20THE%20AMERICAS,NEW%20YORK,NY)	Graph	66	\$131,598.48	\$125,000.00	\$60,000.00	\$255,000.00
Totals	Graph	85	\$132,889.41	\$140,000.00	\$60,000.00	\$255,000.00

Employer Name/Worksite Address	Graph	Count	Mean Wage	Median Wage	Lowest Wage	Highest Wage
D. E. SHAW & CO., L.P., 1166 AVENUES OF THE AMERICAS, NEW YORK, NY (https://www.google.com/maps/place/1166%20AVENUES%20OF%20THE%20AMERICAS,NEW%20YORK,NY)	Graph	1	\$160,000.00	\$160,000.00	\$160,000.00	\$160,000.00
HP INFOSYSTEMS LLC, 1166 6TH AVE, NEW YORK, NY (https://www.google.com/maps/place/1166%206TH%20AVE,NEW%20YORK,NY)	Graph	1	\$64,813.00	\$64,813.00	\$64,813.00	\$64,813.00
PERK SYSTEMS, INC, 1166 AVENUE OF THE AMERICAS, NEW YORK, NY (https://www.google.com/maps/place/1166%20%20AVENUE%20OF%20THE%20AMERICAS,NEW%20YORK,NY)	Graph	1	\$60,798.00	\$60,798.00	\$60,798.00	\$60,798.00
SPRINT CORPORATION, 1166 SIXTH AVENUE, NEW YORK, NY (https://www.google.com/maps/place/1166%20SIXTH%20AVENUE,NEW%20YORK,NY)	Graph	1	\$68,000.00	\$68,000.00	\$68,000.00	\$68,000.00
TATA CONSULTANCY SERVICES LIMITED, 1166 AVENUE OF THE AMERICAS, 18TH FLOOR, NEW YORK, NY (https://www.google.com/maps/place/1166%20AVENUE%20OF%20THE%20AMERICAS,%2018TH%20FLOOR,NEW%20YORK,NY)	Graph	1	\$68,266.00	\$68,266.00	\$68,266.00	\$68,266.00
BARNES & NOBLE, INC., 1166 AVENUE OF THE AMERICAS, NEW YORK, NY (https://www.google.com/maps/place/1166%20AVENUE%20OF%20THE%20AMERICAS,NEW%20YORK,NY)	Graph	184	\$111,092.02	\$97,000.00	\$97,000.00	\$111,092.02
Totals	Graph	189	\$110,385.23	\$97,000.00	\$97,000.00	\$111,092.02

Latitude: 40.756954 Longitude: -73.983317

Employer Name/Employer Address	Graph	Count	Mean Wage	Median Wage	Lowest Wage	Highest Wage
COLEMAN RESEARCH GROUP, INC., 120 W. 45TH STREET, 25TH FLOOR, NEW YORK, NY (https://www.google.com/maps/place/120%20W.%2045TH%20STREET,%2025TH%20FLOOR,NEW%20YORK,NY)	Graph	1	\$60,341.00	\$60,341.00	\$60,341.00	\$60,341.00
NH INVESTMENT & SECURITIES AMERICA, INC., 120 W 45TH ST. SUITE 2402, NEW YORK, NY (https://www.google.com/maps/place/120%20W%2045TH%20ST.%20SUITE%202402,NEW%20YORK,NY)	Graph	1	\$65,811.20	\$65,811.20	\$65,811.20	\$65,811.20
SCHRODINGER, INC., 120 WEST 45TH STREET, NEW YORK, NY (https://www.google.com/maps/place/120%20WEST%2045TH%20STREET,NEW%20YORK,NY)	Graph	7	\$124,285.71	\$110,000.00	\$63,500.00	\$232,000.00
Totals	Graph	9	\$110,683.58	\$103,000.00	\$60,341.00	\$232,000.00

Employer Name/Worksite Address	Graph	Count	Mean Wage	Median Wage	Lowest Wage	Highest Wage
COLEMAN RESEARCH GROUP, INC., 120 W. 45TH STREET, 25TH FLOOR, NEW YORK, NY (https://www.google.com/maps/place/120%20W.%2045TH%20STREET,%2025TH%20FLOOR,NEW%20YORK,NY)	Graph	1	\$60,341.00	\$60,341.00	\$60,341.00	\$60,341.00
ENFUSION LTD. LLC, 120 WEST 45TH ST, NEW YORK, NY (https://www.google.com/maps/place/120%20WEST%2045TH%20ST,NEW%20YORK,NY)	Graph	1	\$72,800.00	\$72,800.00	\$72,800.00	\$72,800.00
NH INVESTMENT & SECURITIES AMERICA, INC., 120 W 45TH ST. SUITE 2402, NEW YORK, NY (https://www.google.com/maps/place/120%20W%2045TH%20ST.%20SUITE%202402,NEW%20YORK,NY)	Graph	1	\$65,811.20	\$65,811.20	\$65,811.20	\$65,811.20
STOUT RISIUS ROSS, INC., 120 WEST 45TH STREET, SUITE 2800, NEW YORK, NY (https://www.google.com/maps/place/120%20WEST%2045TH%20STREET,%20SUITE%202800,NEW%20YORK,NY)	Graph	1	\$85,000.00	\$85,000.00	\$85,000.00	\$85,000.00
ENFUSION LTD. LLC, 120 WEST 45TH STREET, NEW YORK, NY (https://www.google.com/maps/place/120%20WEST%2045TH%20STREET,NEW%20YORK,NY)	Graph	19	\$115,947.87	\$100,000.00	\$62,000.00	\$232,000.00
Totals	Graph	23	\$108,128.77	\$78,000.00	\$60,341.00	\$232,000.00

Latitude: 40.75696 Longitude: -73.970017

Employer Name/Employer Address	Graph	Count	Mean Wage	Median Wage	Lowest Wage	Highest Wage
AXA REAL ESTATE INVESTMENT MANAGERS US LLC, 850 THIRD AVENUE, NEW YORK, NY (https://www.google.com/maps/place/850%20THIRD%20AVENUE,NEW%20YORK,NY)	Graph	1	\$160,000.00	\$160,000.00	\$160,000.00	\$160,000.00
HAITONG INTERNATIONAL SECURITIES (USA) INC., 850 THIRD AVENUE, NEW YORK, NY (https://www.google.com/maps/place/850%20THIRD%20AVENUE,NEW%20YORK,NY)	Graph	1	\$55,000.00	\$55,000.00	\$55,000.00	\$55,000.00
HNA PROPERTY HOLDINGS, LLC, 850 3RD AVENUE, NEW YORK CITY, NY (https://www.google.com/maps/place/850%203RD%20AVENUE,NEW%20YORK%20CITY,NY)	Graph	1	\$53,061.00	\$53,061.00	\$53,061.00	\$53,061.00
HNA PROPERTY HOLDINGS, LLC., 850 3RD AVENUE, NEW YORK, NY (https://www.google.com/maps/place/850%203RD%20AVENUE,NEW%20YORK,NY)	Graph	1	\$53,061.00	\$53,061.00	\$53,061.00	\$53,061.00
TOUCHTUNES MUSIC CORPORATION, 850 THIRD AVENUE, NEW YORK, NY (https://www.google.com/maps/place/850%20THIRD%20AVENUE,NEW%20YORK,NY)	Graph	2	\$104,027.59	\$53,055.18	\$53,055.18	\$155,000.00
TMC BONDS LLC, 850 3RD AVENUE, NEW YORK, NY (https://www.google.com/maps/place/850%203RD%20AVENUE,NEW%20YORK,NY)	Graph	5	\$97,244.20	\$100,000.00	\$70,221.00	\$126,000.00
HNA PROPERTY HOLDINGS LLC, 850 3RD AVENUE, NEW YORK, NY (https://www.google.com/maps/place/850%203RD%20AVENUE,NEW%20YORK,NY)	Graph	6	\$60,209.10	\$55,931.20	\$53,060.80	\$65,748.80
Totals	Graph	17	\$80,979.58	\$65,748.80	\$53,055.18	\$160,000.00

Employer Name/Worksite Address	Graph	Count	Mean Wage	Median Wage	Lowest Wage	Highest Wage
DISCOVERY COMMUNICATIONS, LLC, 850 THIRD AVENUE, NEW YORK CITY, NY (https://www.google.com/maps/place/850%20THIRD%20AVENUE,NEW%20YORK%20CITY,NY)	Graph	1	\$250,000.00	\$250,000.00	\$250,000.00	\$250,000.00
HNA PROPERTY HOLDINGS, LLC, 850 3RD AVENUE, NEW YORK CITY, NY (https://www.google.com/maps/place/850%203RD%20AVENUE,NEW%20YORK%20CITY,NY)	Graph	1	\$53,061.00	\$53,061.00	\$53,061.00	\$53,061.00
KERSHNER TRADING GROUP, LLC, 850 THIRD AVE., NEW YORK, NY (https://www.google.com/maps/place/850%20THIRD%20AVE.,NEW%20YORK,NY)	Graph	1	\$95,160.00	\$95,160.00	\$95,160.00	\$95,160.00
TMC BONDS LLC, 850 3RD STREET, NEW YORK, NY (https://www.google.com/maps/place/850%203RD%20STREET,NEW%20YORK,NY)	Graph	1	\$85,000.00	\$85,000.00	\$85,000.00	\$85,000.00
ISOFTECH INC, 850 3RD AVE, NEW YORK, NY (https://www.google.com/maps/place/850%203RD%20AVE,NEW%20YORK,NY)	Graph	2	\$96,000.00	\$67,000.00	\$67,000.00	\$125,000.00
HEXACORP LLC, 850 THIRD AVENUE, NEW YORK, NY (https://www.google.com/maps/place/850%20THIRD%20AVENUE,NEW%20YORK,NY)	Graph	11	\$91,141.38	\$75,000.00	\$53,055.18	\$160,000.00
IMBUESYS, INC., 850 3RD AVENUE, NEW YORK, NY (https://www.google.com/maps/place/850%203RD%20AVENUE,NEW%20YORK,NY)	Graph	14	\$79,304.61	\$65,748.80	\$53,060.80	\$126,000.00
Totals	Graph	31	\$89,936.80	\$75,000.00	\$53,055.18	\$250,000.00

Latitude: 40.756986 Longitude: -73.976307

Employer Name/Employer Address	Graph	Count	Mean Wage	Median Wage	Lowest Wage	Highest Wage
ROONEYPARTNERS LLC, 424 MADISON AVENUE, NEW YORK, NY (https://www.google.com/maps/place/424%20MADISON%20AVENUE,NEW%20YORK,NY)	Graph	1	\$46,675.00	\$46,675.00	\$46,675.00	\$46,675.00
Totals	Graph	1	\$46,675.00	\$46,675.00	\$46,675.00	\$46,675.00

Employer Name/Worksite Address	Graph	Count	Mean Wage	Median Wage	Lowest Wage	Highest Wage
ROONEYPARTNERS LLC, 424 MADISON AVENUE, NEW YORK, NY (https://www.google.com/maps/place/424%20MADISON%20AVENUE,NEW%20YORK,NY)	Graph	1	\$46,675.00	\$46,675.00	\$46,675.00	\$46,675.00
Totals	Graph	1	\$46,675.00	\$46,675.00	\$46,675.00	\$46,675.00

Latitude: 40.756988 Longitude: -73.82899

Employer Name/Employer Address	Graph	Count	Mean Wage	Median Wage	Lowest Wage	Highest Wage
--------------------------------	-------	-------	-----------	-------------	-------------	--------------

Employer Name/Employer Address	Graph	Count	Mean Wage	Median Wage	Lowest Wage	Highest Wage
AMERIONE ACCOUNTING & TAX INC., 41-46 MAIN STREET, FLUSHING, NY (https://www.google.com/maps/place/41-46%20MAIN%20STREET,FLUSHING,NY)	Graph	2	\$55,764.80	\$55,764.80	\$55,764.80	\$55,764.80
Totals	Graph	2	\$55,764.80	\$55,764.80	\$55,764.80	\$55,764.80

Employer Name/Worksite Address	Graph	Count	Mean Wage	Median Wage	Lowest Wage	Highest Wage
AMERIONE ACCOUNTING & TAX INC., 41-46 MAIN STREET, FLUSHING, NY (https://www.google.com/maps/place/41-46%20MAIN%20STREET,FLUSHING,NY)	Graph	2	\$55,764.80	\$55,764.80	\$55,764.80	\$55,764.80
Totals	Graph	2	\$55,764.80	\$55,764.80	\$55,764.80	\$55,764.80

Latitude: 40.756993 Longitude: -73.979533

Employer Name/Employer Address	Graph	Count	Mean Wage	Median Wage	Lowest Wage	Highest Wage
IGR AMERICAS INC, 30 WEST 47TH STREET, NEW YORK, NY (https://www.google.com/maps/place/30%20WEST%2047TH%20STREET,NEW%20YORK,NY)	Graph	1	\$62,400.00	\$62,400.00	\$62,400.00	\$62,400.00
SCINTILLATING IMPORTS INC, 30 WEST 47TH STREET, NEW YORK, NY (https://www.google.com/maps/place/30%20WEST%2047TH%20STREET,NEW%20YORK,NY)	Graph	1	\$60,000.00	\$60,000.00	\$60,000.00	\$60,000.00
Totals	Graph	2	\$61,200.00	\$60,000.00	\$60,000.00	\$62,400.00

Employer Name/Worksite Address	Graph	Count	Mean Wage	Median Wage	Lowest Wage	Highest Wage
TILO JEWELRY INC, 30 WEST 47TH STREET, NEW YORK, NY (https://www.google.com/maps/place/30%20WEST%2047TH%20STREET,NEW%20YORK,NY)	Graph	3	\$56,358.40	\$60,000.00	\$46,675.20	\$62,400.00
Totals	Graph	3	\$56,358.40	\$60,000.00	\$46,675.20	\$62,400.00

Latitude: 40.757003 Longitude: -73.987324

Employer Name/Worksite Address	Graph	Count	Mean Wage	Median Wage	Lowest Wage	Highest Wage
YAHOO! INC., 229 43RD STREET, NEW YORK, NY (https://www.google.com/maps/place/229%2043RD%20STREET,NEW%20YORK,NY)	Graph	2	\$116,708.50	\$115,398.00	\$115,398.00	\$118,019.00
Totals	Graph	2	\$116,708.50	\$115,398.00	\$115,398.00	\$118,019.00

Latitude: 40.757011 Longitude: -73.983112

Employer Name/Employer Address	Graph	Count	Mean Wage	Median Wage	Lowest Wage	Highest Wage
APPETIZER MOBILE LLC, 115 WEST 45TH STREET, NEW YORK, NY (https://www.google.com/maps/place/115%20WEST%2045TH%20STREET,NEW%20YORK,NY)	Graph	1	\$53,164.80	\$53,164.80	\$53,164.80	\$53,164.80
Totals	Graph	1	\$53,164.80	\$53,164.80	\$53,164.80	\$53,164.80

Employer Name/Worksite Address	Graph	Count	Mean Wage	Median Wage	Lowest Wage	Highest Wage
APPETIZER MOBILE LLC, 115 WEST 45TH STREET, NEW YORK, NY (https://www.google.com/maps/place/115%20WEST%2045TH%20STREET,NEW%20YORK,NY)	Graph	1	\$53,164.80	\$53,164.80	\$53,164.80	\$53,164.80
Totals	Graph	1	\$53,164.80	\$53,164.80	\$53,164.80	\$53,164.80

Latitude: 40.757036 Longitude: -73.978212

Employer Name/Employer Address	Graph	Count	Mean Wage	Median Wage	Lowest Wage	Highest Wage
--------------------------------	-------	-------	-----------	-------------	-------------	--------------

Employer Name/Employer Address	Graph	Count	Mean Wage	Median Wage	Lowest Wage	Highest Wage
LAO FENG XIANG JEWELRY USA, LLC, 585 5TH AVE, NEW YORK, NY (https://www.google.com/maps/place/585%205TH%20AVE,NEW%20YORK,NY)	Graph	2	\$46,675.00	\$46,675.00	\$46,675.00	\$46,675.00
Totals	Graph	2	\$46,675.00	\$46,675.00	\$46,675.00	\$46,675.00

Employer Name/Worksite Address	Graph	Count	Mean Wage	Median Wage	Lowest Wage	Highest Wage
LAO FENG XIANG JEWELRY USA, LLC, 585 5TH AVE, NEW YORK, NY (https://www.google.com/maps/place/585%205TH%20AVE,NEW%20YORK,NY)	Graph	2	\$46,675.00	\$46,675.00	\$46,675.00	\$46,675.00
Totals	Graph	2	\$46,675.00	\$46,675.00	\$46,675.00	\$46,675.00

Latitude: 40.757043 Longitude: -73.978369

Employer Name/Employer Address	Graph	Count	Mean Wage	Median Wage	Lowest Wage	Highest Wage
DIASCIENCE CORPORATION, 590 FIFTH AVENUE, NEW YORK, NY (https://www.google.com/maps/place/590%20FIFTH%20AVENUE,NEW%20YORK,NY)	Graph	1	\$63,336.00	\$63,336.00	\$63,336.00	\$63,336.00
GEM STAR IMPORTS, LLC, 590 FIFTH AVENUE, NEW YORK, NY (https://www.google.com/maps/place/590%20FIFTH%20AVENUE,NEW%20YORK,NY)	Graph	1	\$80,000.00	\$80,000.00	\$80,000.00	\$80,000.00
D.P. JEWELRY WHOLESALE, INC, 590 5TH AVENUE, NEW YORK, NY (https://www.google.com/maps/place/590%205TH%20AVENUE,NEW%20YORK,NY)	Graph	4	\$56,212.00	\$46,675.00	\$46,675.00	\$65,749.00
PROCO GLOBAL INC., 590 5TH AVENUE, NEW YORK, NY (https://www.google.com/maps/place/590%205TH%20AVENUE,NEW%20YORK,NY)	Graph	4	\$76,250.00	\$70,000.00	\$50,000.00	\$110,000.00
Totals	Graph	10	\$67,318.40	\$65,749.00	\$46,675.00	\$110,000.00

Employer Name/Worksite Address	Graph	Count	Mean Wage	Median Wage	Lowest Wage	Highest Wage
DIASCIENCE CORPORATION, 590 FIFTH AVENUE, NEW YORK, NY (https://www.google.com/maps/place/590%20FIFTH%20AVENUE,NEW%20YORK,NY)	Graph	1	\$63,336.00	\$63,336.00	\$63,336.00	\$63,336.00
GEM STAR IMPORTS, LLC, 590 FIFTH AVE., NEW YORK, NY (https://www.google.com/maps/place/590%20FIFTH%20AVE.,NEW%20YORK,NY)	Graph	1	\$80,000.00	\$80,000.00	\$80,000.00	\$80,000.00
D.P. JEWELRY WHOLESALE, INC, 590 5TH AVENUE, NEW YORK, NY (https://www.google.com/maps/place/590%205TH%20AVENUE,NEW%20YORK,NY)	Graph	5	\$54,969.60	\$50,000.00	\$46,675.00	\$65,749.00
Totals	Graph	7	\$59,740.57	\$63,336.00	\$46,675.00	\$80,000.00

Latitude: 40.757099 Longitude: -73.976061

Employer Name/Employer Address	Graph	Count	Mean Wage	Median Wage	Lowest Wage	Highest Wage
ATTOLLO CAPITAL LLC, 425 MADISON AVE, NEW YORK, NY (https://www.google.com/maps/place/425%20MADISON%20AVE,NEW%20YORK,NY)	Graph	1	\$66,000.00	\$66,000.00	\$66,000.00	\$66,000.00
DUET USA ASSET MANAGEMENT SERVICE LLC, 444 MADISON AVENUE, NEW YORK, NY (https://www.google.com/maps/place/444%20MADISON%20AVENUE,NEW%20YORK,NY)	Graph	1	\$200,000.00	\$200,000.00	\$200,000.00	\$200,000.00
Totals	Graph	2	\$133,000.00	\$66,000.00	\$66,000.00	\$200,000.00

Employer Name/Worksite Address	Graph	Count	Mean Wage	Median Wage	Lowest Wage	Highest Wage
ATTOLLO CAPITAL LLC, 425 MADISON AVE, NEW YORK, NY (https://www.google.com/maps/place/425%20MADISON%20AVE,NEW%20YORK,NY)	Graph	1	\$66,000.00	\$66,000.00	\$66,000.00	\$66,000.00
DUET USA ASSET MANAGEMENT SERVICE LLC, 444 MADISON AVENUE, NEW YORK, NY (https://www.google.com/maps/place/444%20MADISON%20AVENUE,NEW%20YORK,NY)	Graph	1	\$200,000.00	\$200,000.00	\$200,000.00	\$200,000.00
MOUNT SINAI HOSPITAL, 1468 MADISON AVENUE, NEW YORK, NY (https://www.google.com/maps/place/1468%20MADISON%20AVENUE,NEW%20YORK,NY)	Graph	1	\$87,500.00	\$87,500.00	\$87,500.00	\$87,500.00
Totals	Graph	3	\$117,833.33	\$87,500.00	\$66,000.00	\$200,000.00

Latitude: 40.757106 Longitude: -73.979462

Employer Name/Worksite Address	Graph	Count	Mean Wage	Median Wage	Lowest Wage	Highest Wage
MEER ENTERPRISES LLC, 29 WEST 47TH STREET, NEW YORK, NY (https://www.google.com/maps/place/29%20WEST%2047TH%20STREET,NEW%20YORK,NY)	Graph	1	\$58,198.00	\$58,198.00	\$58,198.00	\$58,198.00
Totals	Graph	1	\$58,198.00	\$58,198.00	\$58,198.00	\$58,198.00

Latitude: 40.75711 Longitude: -73.977873

Employer Name/Employer Address	Graph	Count	Mean Wage	Median Wage	Lowest Wage	Highest Wage
HALPERIN & HALPERIN, P.C., 18 EAST 48TH STREET, NEW YORK, NY (https://www.google.com/maps/place/18%20EAST%2048TH%20STREET,NEW%20YORK,NY)	Graph	1	\$79,123.20	\$79,123.20	\$79,123.20	\$79,123.20
ASHI DIAMONDS, LLC, 18 EAST 48TH STREET, NEW YORK, NY (https://www.google.com/maps/place/18%20EAST%2048TH%20STREET,NEW%20YORK,NY)	Graph	3	\$64,108.00	\$63,024.00	\$63,000.00	\$66,300.00
Totals	Graph	4	\$67,861.80	\$63,024.00	\$63,000.00	\$79,123.20

Employer Name/Worksite Address	Graph	Count	Mean Wage	Median Wage	Lowest Wage	Highest Wage
ASHI DIAMONDS, LLC, 18 EAST 48TH STREET, NEW YORK, NY (https://www.google.com/maps/place/18%20EAST%2048TH%20STREET,NEW%20YORK,NY)	Graph	4	\$67,861.80	\$63,024.00	\$63,000.00	\$79,123.20
Totals	Graph	4	\$67,861.80	\$63,024.00	\$63,000.00	\$79,123.20

Latitude: 40.757113 Longitude: -73.987244

Employer Name/Employer Address	Graph	Count	Mean Wage	Median Wage	Lowest Wage	Highest Wage
WORTH GLOBAL STYLE NETWORK INC., 229 WEST 43RD STREET, NEW YORK, NY (https://www.google.com/maps/place/229%20WEST%2043RD%20STREET,NEW%20YORK,NY)	Graph	1	\$84,000.00	\$84,000.00	\$84,000.00	\$84,000.00
ALPHASIGHTS INC., 229 WEST 43RD STREET, NEW YORK, NY (https://www.google.com/maps/place/229%20WEST%2043RD%20STREET,NEW%20YORK,NY)	Graph	4	\$75,000.00	\$75,000.00	\$55,000.00	\$84,000.00
MONGODB, INC., 229 WEST 43RD STREET, 5TH FLOOR, NEW YORK, NY (https://www.google.com/maps/place/229%20WEST%2043RD%20STREET,%205TH%20FLOOR,NEW%20YORK,NY)	Graph	11	\$116,270.91	\$112,000.00	\$53,000.00	\$147,243.00
Totals	Graph	16	\$103,936.25	\$92,768.00	\$53,000.00	\$147,243.00

Employer Name/Worksite Address	Graph	Count	Mean Wage	Median Wage
ENGINE MEDIA LLC, 229 WEST 43RD STREET, 8TH FLOOR, NEW YORK, NY (https://www.google.com/maps/place/229%20WEST%2043RD%20STREET,%208TH%20FLOOR,NEW%20YORK,NY)	Graph	1	\$57,491.00	\$57,491.00
PUBMATIC, INC., 229 WEST 43RD STREET, 7TH FLOOR, NEW YORK, NY (https://www.google.com/maps/place/229%20WEST%2043RD%20STREET,%207TH%20FLOOR,NEW%20YORK,NY)	Graph	1	\$147,243.00	\$147,243.00
YAHOO HOLDINGS, INC., 229 WEST 43RD STREET, FLOORS 9, 10, 11, 12, NEW YORK, NY (https://www.google.com/maps/place/229%20WEST%2043RD%20STREET,%20FLOORS%209,%2010,%2011,%2012,NEW%20YORK,NY)	Graph	1	\$114,920.00	\$114,920.00
SNAP INC., 229 W 43RD ST, NEW YORK, NY (https://www.google.com/maps/place/229%20W%2043RD%20ST,NEW%20YORK,NY)	Graph	2	\$91,831.00	\$71,781.00
MONGODB, INC., 229 W 43RD STREET, NEW YORK, NY (https://www.google.com/maps/place/229%20W%2043RD%20STREET,NEW%20YORK,NY)	Graph	17	\$115,494.41	\$114,026.00
ALPHASIGHTS INC., 229 WEST 43RD STREET, NEW YORK, NY (https://www.google.com/maps/place/229%20WEST%2043RD%20STREET,NEW%20YORK,NY)	Graph	19	\$102,354.89	\$92,250.00
SNAP INC., 229 W. 43RD STREET, NEW YORK, NY (https://www.google.com/maps/place/229%20W.%2043RD%20STREET,NEW%20YORK,NY)	Graph	28	\$84,675.48	\$70,221.00
Totals	Graph	69	\$98,295.32	\$92,250.00

Latitude: 40.757113 Longitude: -73.978319

Employer Name/Employer Address	Graph	Count	Mean Wage	Median Wage	Lowest Wage	Highest Wage
ALMOD DIAMONDS LIMITED, 592 FIFTH AVENUE, NEW YORK, NY (https://www.google.com/maps/place/592%20FIFTH%20AVENUE,NEW%20YORK,NY)	Graph	1	\$85,000.00	\$85,000.00	\$85,000.00	\$85,000.00
UNI-CREATION INC., 592 FIFTH AVENUE, 11TH FLOOR, NEW YORK, NY (https://www.google.com/maps/place/592%20FIFTH%20AVENUE,%2011TH%20FLOOR,NEW%20YORK,NY)	Graph	2	\$72,882.50	\$55,765.00	\$55,765.00	\$90,000.00
Totals	Graph	3	\$76,921.67	\$85,000.00	\$55,765.00	\$90,000.00

Employer Name/Worksite Address	Graph	Count	Mean Wage	Median Wage	Lowest Wage	Highest Wage
UNITED OVERSEAS BANK, NEW YORK AGENCY, 592 5TH AVENUE, NEW YORK, NY (https://www.google.com/maps/place/592%205TH%20AVENUE,NEW%20YORK,NY)	Graph	1	\$85,696.00	\$85,696.00	\$85,696.00	\$85,696.00
INFOSYS LIMITED, 592 5TH AVE, NEW YORK, NY (https://www.google.com/maps/place/592%205TH%20AVE,NEW%20YORK,NY)	Graph	2	\$86,653.00	\$86,653.00	\$86,653.00	\$86,653.00
UNI-CREATION INC., 592 FIFTH AVENUE, 11TH FLOOR, NEW YORK, NY (https://www.google.com/maps/place/592%20FIFTH%20AVENUE,%2011TH%20FLOOR,NEW%20YORK,NY)	Graph	2	\$72,882.50	\$55,765.00	\$55,765.00	\$90,000.00
Totals	Graph	5	\$80,953.40	\$86,653.00	\$55,765.00	\$90,000.00

Latitude: 40.757136 Longitude: -73.830111

Employer Name/Employer Address	Graph	Count	Mean Wage	Median Wage	Lowest Wage	Highest Wage
A PLUS COVERAGE INC., 133-57 41ST ROAD, FLUSHING, NY (https://www.google.com/maps/place/133-57%2041ST%20ROAD,FLUSHING,NY)	Graph	1	\$70,000.00	\$70,000.00	\$70,000.00	\$70,000.00
Totals	Graph	1	\$70,000.00	\$70,000.00	\$70,000.00	\$70,000.00

Employer Name/Worksite Address	Graph	Count	Mean Wage	Median Wage	Lowest Wage	Highest Wage
A PLUS COVERAGE INC., 133-57 41ST ROAD, FLUSHING, NY (https://www.google.com/maps/place/133-57%2041ST%20ROAD,FLUSHING,NY)	Graph	1	\$70,000.00	\$70,000.00	\$70,000.00	\$70,000.00
Totals	Graph	1	\$70,000.00	\$70,000.00	\$70,000.00	\$70,000.00

Latitude: 40.757149 Longitude: -73.935786

Employer Name/Worksite Address	Graph	Count	Mean Wage	Median Wage	Lowest Wage	Highest Wage
HANKOOK CHINAWARE NY INC, 37-24 24TH STREET, LONG ISLAND CITY, NY (https://www.google.com/maps/place/37-24%2024TH%20STREET,LONG%20ISLAND%20CITY,NY)	Graph	1	\$47,694.40	\$47,694.40	\$47,694.40	\$47,694.40
Totals	Graph	1	\$47,694.40	\$47,694.40	\$47,694.40	\$47,694.40

Latitude: 40.757151 Longitude: -73.97813

Employer Name/Employer Address	Graph	Count	Mean Wage	Median Wage	Lowest Wage	Highest Wage
FORE CAPITAL, LLC, 589 5TH AVE, SUITE 808, NEW YORK, NY (https://www.google.com/maps/place/589%205TH%20AVE,%20SUITE%20808,NEW%20YORK,NY)	Graph	2	\$90,000.00	\$90,000.00	\$90,000.00	\$90,000.00
Totals	Graph	2	\$90,000.00	\$90,000.00	\$90,000.00	\$90,000.00

Employer Name/Worksite Address	Graph	Count	Mean Wage	Median Wage	Lowest Wage	Highest Wage
ICON CLINICAL RESEARCH LLC, 589 5TH AVENUE, NEW YORK, NY (https://www.google.com/maps/place/589%205TH%20AVENUE,NEW%20YORK,NY)	Graph	1	\$170,000.00	\$170,000.00	\$170,000.00	\$170,000.00
FORE CAPITAL, LLC, 589 5TH AVE, SUITE 808, NEW YORK, NY (https://www.google.com/maps/place/589%205TH%20AVE,%20SUITE%20808,NEW%20YORK,NY)	Graph	2	\$90,000.00	\$90,000.00	\$90,000.00	\$90,000.00

Employer Name/Worksite Address	Graph	Count	Mean Wage	Median Wage	Lowest Wage	Highest Wage
Totals	Graph	3	\$116,666.67	\$90,000.00	\$90,000.00	\$170,000.00

Latitude: 40.757162 Longitude: -73.993776

Employer Name/Worksite Address	Graph	Count	Mean Wage	Median Wage	Lowest Wage	Highest Wage
DESIGN42 ARCHITECTURE, LLC, 402 WEST 40TH STREET, NEW YORK, NY (https://www.google.com/maps/place/402%20WEST%2040TH%20STREET,NEW%20YORK,NY)	Graph	1	\$51,000.00	\$51,000.00	\$51,000.00	\$51,000.00
Totals	Graph	1	\$51,000.00	\$51,000.00	\$51,000.00	\$51,000.00

Employer Name/Worksite Address	Graph	Count	Mean Wage	Median Wage	Lowest Wage	Highest Wage
DESIGN42 ARCHITECTURE, LLC, 402 WEST 40TH STREET, NEW YORK, NY (https://www.google.com/maps/place/402%20WEST%2040TH%20STREET,NEW%20YORK,NY)	Graph	1	\$51,000.00	\$51,000.00	\$51,000.00	\$51,000.00
Totals	Graph	1	\$51,000.00	\$51,000.00	\$51,000.00	\$51,000.00

Latitude: 40.75718 Longitude: -73.971785

Employer Name/Worksite Address	Graph	Count	Mean Wage	Median Wage	Lowest Wage	Highest Wage
BOIES SCHILLER FLEXNER LLP, 575 LEXINGTON AVENUE, NEW YORK, NY (https://www.google.com/maps/place/575%20LEXINGTON%20AVENUE,NEW%20YORK,NY)	Graph	1	\$228,000.00	\$228,000.00	\$228,000.00	\$228,000.00
GLENDOWER CAPITAL (U.S.), LLC, 575 LEXINGTON AVENUE, NEW YORK, NY (https://www.google.com/maps/place/575%20LEXINGTON%20AVENUE,NEW%20YORK,NY)	Graph	1	\$200,000.00	\$200,000.00	\$200,000.00	\$200,000.00
LAURA GELLER BEAUTY LLC, 575 LEXINGTON AVENUE, FLOOR 16, NEW YORK, NY (https://www.google.com/maps/place/575%20LEXINGTON%20AVENUE,%20FLOOR%2016,NEW%20YORK,NY)	Graph	1	\$110,000.00	\$110,000.00	\$110,000.00	\$110,000.00
MURRAY ANALYTICS, INC., 575 LEXINGTON AVENUE, NEW YORK, NY (https://www.google.com/maps/place/575%20LEXINGTON%20AVENUE,NEW%20YORK,NY)	Graph	1	\$85,000.00	\$85,000.00	\$85,000.00	\$85,000.00
THE NEW YORK AND PRESBYTERIAN HOSPITAL, 575 LEXINGTON AVENUE, NEW YORK, NY (https://www.google.com/maps/place/575%20LEXINGTON%20AVENUE,NEW%20YORK,NY)	Graph	1	\$70,000.00	\$70,000.00	\$70,000.00	\$70,000.00
ASANTE CAPITAL GROUP ADVISORS LLC, 575 LEXINGTON AVENUE, NEW YORK, NY (https://www.google.com/maps/place/575%20LEXINGTON%20AVENUE,NEW%20YORK,NY)	Graph	2	\$150,000.00	\$150,000.00	\$150,000.00	\$150,000.00
LIVELY GROUP, LLC, 575 LEXINGTON AVENUE, NEW YORK, NY (https://www.google.com/maps/place/575%20LEXINGTON%20AVENUE,NEW%20YORK,NY)	Graph	2	\$75,000.00	\$75,000.00	\$75,000.00	\$75,000.00
MAGEBA USA LLC, 575 LEXINGTON AVENUE, NEW YORK, NY (https://www.google.com/maps/place/575%20LEXINGTON%20AVENUE,NEW%20YORK,NY)	Graph	3	\$64,510.00	\$55,765.00	\$55,765.00	\$82,000.00
Totals	Graph	12	\$111,377.50	\$82,000.00	\$55,765.00	\$228,000.00

Employer Name/Worksite Address	Graph	Count	Mean Wage	Median Wage	Lowest Wage	Highest Wage
GEMINI CONSULTING & SERVICES, LLC, 575 LEXINGTON AVE., NEW YORK, NY (https://www.google.com/maps/place/575%20LEXINGTON%20AVE.,NEW%20YORK,NY)	Graph	1	\$110,000.00	\$110,000.00	\$110,000.00	\$110,000.00
LAURA GELLER BEAUTY LLC, 575 LEXINGTON AVENUE, FLOOR 16, NEW YORK, NY (https://www.google.com/maps/place/575%20LEXINGTON%20AVENUE,%20FLOOR%2016,NEW%20YORK,NY)	Graph	1	\$110,000.00	\$110,000.00	\$110,000.00	\$110,000.00
ASANTE CAPITAL GROUP ADVISORS LLC, 575 LEXINGTON AVENUE, NEW YORK, NY (https://www.google.com/maps/place/575%20LEXINGTON%20AVENUE,NEW%20YORK,NY)	Graph	20	\$101,669.00	\$82,000.00	\$55,765.00	\$228,000.00
Totals	Graph	22	\$102,426.36	\$85,000.00	\$55,765.00	\$228,000.00

Latitude: 40.757192 Longitude: -73.980003

Employer Name/Worksite Address	Graph	Count	Mean Wage	Median Wage	Lowest Wage	Highest Wage
--------------------------------	-------	-------	-----------	-------------	-------------	--------------

Employer Name/Employer Address	Graph	Count	Mean Wage	Median Wage	Lowest Wage	Highest Wage
JOSEPHINE TRADING LLC, 44 W.47TH STREET, SUITE GF-10, NEW YORK, NY (https://www.google.com/maps/place/44%20W.47TH%20STREET,%20SUITE%20GF-10,NEW%20YORK,NY)	Graph	1	\$72,500.00	\$72,500.00	\$72,500.00	\$72,500.00
Totals	Graph	1	\$72,500.00	\$72,500.00	\$72,500.00	\$72,500.00

Employer Name/Worksite Address	Graph	Count	Mean Wage	Median Wage	Lowest Wage	Highest Wage
JOSEPHINE TRADING LLC, 44 W.47TH STREET, SUITE GF-10, NEW YORK, NY (https://www.google.com/maps/place/44%20W.47TH%20STREET,%20SUITE%20GF-10,NEW%20YORK,NY)	Graph	1	\$72,500.00	\$72,500.00	\$72,500.00	\$72,500.00
Totals	Graph	1	\$72,500.00	\$72,500.00	\$72,500.00	\$72,500.00

Latitude: 40.757199 Longitude: -73.920357

Employer Name/Employer Address	Graph	Count	Mean Wage	Median Wage	Lowest Wage	Highest Wage
KYRIACOS CHRIS SKEVAS CPA PLLC, 32-75 STEINWAY STREET, ASTORIA, NY (https://www.google.com/maps/place/32-75%20STEINWAY%20STREET,ASTORIA,NY)	Graph	1	\$55,764.80	\$55,764.80	\$55,764.80	\$55,764.80
MORTGAGE WORLD BANKERS INC., 32-75 STEINWAY STREET, SUITE 212, ASTORIA, NY (https://www.google.com/maps/place/32-75%20STEINWAY%20STREET,%20SUITE%20212,ASTORIA,NY)	Graph	1	\$65,748.80	\$65,748.80	\$65,748.80	\$65,748.80
Totals	Graph	2	\$60,756.80	\$55,764.80	\$55,764.80	\$65,748.80

Employer Name/Worksite Address	Graph	Count	Mean Wage	Median Wage	Lowest Wage	Highest Wage
KYRIACOS CHRIS SKEVAS CPA PLLC, 32-75 STEINWAY STREET, ASTORIA, NY (https://www.google.com/maps/place/32-75%20STEINWAY%20STREET,ASTORIA,NY)	Graph	1	\$55,764.80	\$55,764.80	\$55,764.80	\$55,764.80
MORTGAGE WORLD BANKERS INC., 32-75 STEINWAY STREET, SUITE 212, ASTORIA, NY (https://www.google.com/maps/place/32-75%20STEINWAY%20STREET,%20SUITE%20212,ASTORIA,NY)	Graph	1	\$65,748.80	\$65,748.80	\$65,748.80	\$65,748.80
Totals	Graph	2	\$60,756.80	\$55,764.80	\$55,764.80	\$65,748.80

Latitude: 40.757204 Longitude: -73.021415

Employer Name/Worksite Address	Graph	Count	Mean Wage	Median Wage	Lowest Wage	Highest Wage
DAMIAN CONSULTING INC, 217 RIVER AVENUE, PATCHOGUE, NY (https://www.google.com/maps/place/217%20RIVER%20AVENUE,PATCHOGUE,NY)	Graph	4	\$72,807.25	\$72,000.00	\$69,000.00	\$78,229.00
Totals	Graph	4	\$72,807.25	\$72,000.00	\$69,000.00	\$78,229.00

Latitude: 40.757208 Longitude: -73.969833

Employer Name/Worksite Address	Graph	Count	Mean Wage	Median Wage	Lowest Wage	Highest Wage
COHEN & GRESSER LLP, 300 THIRD AVENUE, NEW YORK, NY (https://www.google.com/maps/place/300%20THIRD%20AVENUE,NEW%20YORK,NY)	Graph	1	\$46,350.00	\$46,350.00	\$46,350.00	\$46,350.00
MCKINSEY & COMPANY, INC. UNITED STATES, MCKINSEY & COMPANY, INC., NEW YORK, NY (https://www.google.com/maps/place/MCKINSEY%20%26%20COMPANY,%20INC.,NEW%20YORK,NY)	Graph	1	\$142,854.40	\$142,854.40	\$142,854.40	\$142,854.40
TEIKOKU DATABANK AMERICA, INC., 780 THIRD AVENUE, NEW YORK, NY (https://www.google.com/maps/place/780%20THIRD%20AVENUE,NEW%20YORK,NY)	Graph	1	\$62,317.00	\$62,317.00	\$62,317.00	\$62,317.00
AVENUE CODE LLC, 19 THIRD AVENUE, NEW YORK, NY (https://www.google.com/maps/place/19%20THIRD%20AVENUE,NEW%20YORK,NY)	Graph	4	\$90,376.00	\$90,376.00	\$90,376.00	\$90,376.00
Totals	Graph	7	\$87,575.06	\$90,376.00	\$46,350.00	\$142,854.40

Latitude: 40.75722 Longitude: -73.977794

Employer Name/Employer Address	Graph	Count	Mean Wage	Median Wage	Lowest Wage	Highest Wage
CHINA GENERAL CHAMBER OF COMMERCE - USA, 19 EAST 48TH STREET, NEW YORK, NY (https://www.google.com/maps/place/19%20EAST%2048TH%20STREET,NEW%20YORK,NY)	Graph	6	\$50,000.00	\$45,000.00	\$45,000.00	\$68,000.00
Totals	Graph	6	\$50,000.00	\$45,000.00	\$45,000.00	\$68,000.00

Employer Name/Worksite Address	Graph	Count	Mean Wage	Median Wage	Lowest Wage	Highest Wage
CHINA GENERAL CHAMBER OF COMMERCE - USA, 19 EAST 48TH STREET, NEW YORK, NY (https://www.google.com/maps/place/19%20EAST%2048TH%20STREET,NEW%20YORK,NY)	Graph	6	\$50,000.00	\$45,000.00	\$45,000.00	\$68,000.00
Totals	Graph	6	\$50,000.00	\$45,000.00	\$45,000.00	\$68,000.00

Latitude: 40.757231 Longitude: -73.963626

Employer Name/Worksite Address	Graph	Count	Mean Wage	Median Wage	Lowest Wage	Highest Wage
CP BURN, LLC, 1010 FIRST AVENUE, NEW YORK, NY (https://www.google.com/maps/place/1010%20FIRST%20AVENUE,NEW%20YORK,NY)	Graph	2	\$109,241.60	\$109,241.60	\$109,241.60	\$109,241.60
Totals	Graph	2	\$109,241.60	\$109,241.60	\$109,241.60	\$109,241.60

Latitude: 40.757277 Longitude: -73.980205

Employer Name/Employer Address	Graph	Count	Mean Wage	Median Wage	Lowest Wage	Highest Wage
KUPERMAN BROS. DIAMONDS U.S.A., INC., 50 WEST 47TH ST., SUITE 1808, NEW YORK, NY (https://www.google.com/maps/place/50%20WEST%2047TH%20ST.,%20SUITE%201808,NEW%20YORK,NY)	Graph	1	\$63,290.00	\$63,290.00	\$63,290.00	\$63,290.00
MANFRA, TORDELLA, & BROOKES, INC., 50 WEST 47TH STREET, NEW YORK, NY (https://www.google.com/maps/place/50%20WEST%2047TH%20STREET,NEW%20YORK,NY)	Graph	1	\$55,765.00	\$55,765.00	\$55,765.00	\$55,765.00
Totals	Graph	2	\$59,527.50	\$55,765.00	\$55,765.00	\$63,290.00

Employer Name/Worksite Address	Graph	Count	Mean Wage	Median Wage	Lowest Wage	Highest Wage
KUPERMAN BROS. DIAMONDS U.S.A., INC., 50 WEST 47TH ST #1808, NEW YORK, NY (https://www.google.com/maps/place/50%20WEST%2047TH%20ST%20#1808,NEW%20YORK,NY)	Graph	1	\$63,290.00	\$63,290.00	\$63,290.00	\$63,290.00
MANFRA, TORDELLA, & BROOKES, INC., 50 WEST 47TH STREET, NEW YORK, NY (https://www.google.com/maps/place/50%20WEST%2047TH%20STREET,NEW%20YORK,NY)	Graph	1	\$55,765.00	\$55,765.00	\$55,765.00	\$55,765.00
Totals	Graph	2	\$59,527.50	\$55,765.00	\$55,765.00	\$63,290.00

Latitude: 40.757283 Longitude: -73.963752

Employer Name/Employer Address	Graph	Count	Mean Wage	Median Wage	Lowest Wage	Highest Wage
ARCHDIOCESE OF NEW YORK, 1011 FIRST AVENUE, NEW YORK, NY (https://www.google.com/maps/place/1011%20FIRST%20AVENUE,NEW%20YORK,NY)	Graph	1	\$90,000.00	\$90,000.00	\$90,000.00	\$90,000.00
Totals	Graph	1	\$90,000.00	\$90,000.00	\$90,000.00	\$90,000.00

Employer Name/Worksite Address	Graph	Count	Mean Wage	Median Wage	Lowest Wage	Highest Wage
ARCHDIOCESE OF NEW YORK, 1011 FIRST AVENUE, NEW YORK, NY (https://www.google.com/maps/place/1011%20FIRST%20AVENUE,NEW%20YORK,NY)	Graph	1	\$90,000.00	\$90,000.00	\$90,000.00	\$90,000.00
Totals	Graph	1	\$90,000.00	\$90,000.00	\$90,000.00	\$90,000.00

Latitude: 40.757288 Longitude: -73.975923

Employer Name/Worksite Address	Graph	Count	Mean Wage	Median Wage	Lowest Wage	Highest Wage
POINT72 ASSET MANAGEMENT, L.P., 330 MADISON AVENUE, NEW YORK, NY (https://www.google.com/maps/place/330%20MADISON%20AVENUE,NEW%20YORK,NY)	Graph	1	\$95,160.00	\$95,160.00	\$95,160.00	\$95,160.00
Totals	Graph	1	\$95,160.00	\$95,160.00	\$95,160.00	\$95,160.00

Latitude: 40.757311 Longitude: -73.97835

Employer Name/Employer Address	Graph	Count	Mean Wage	Median Wage	Lowest Wage	Highest Wage
ASIAN CULTURAL COUNCIL, 6 WEST 48TH STREET, NEW YORK, NY (https://www.google.com/maps/place/6%20WEST%2048TH%20STREET,NEW%20YORK,NY)	Graph	1	\$47,000.00	\$47,000.00	\$47,000.00	\$47,000.00
ROCKEFELLER PHILANTHROPY ADVISORS, INC., 6 WEST 48TH STREET, NEW YORK, NY (https://www.google.com/maps/place/6%20WEST%2048TH%20STREET,NEW%20YORK,NY)	Graph	1	\$115,000.00	\$115,000.00	\$115,000.00	\$115,000.00
ROCKEFELLER PHILANTHROPY ADVISORS, INC., 6 WEST 48TH STREET, 10TH FLOOR, NEW YORK, NY (https://www.google.com/maps/place/6%20WEST%2048TH%20STREET,%2010TH%20FLOOR,NEW%20YORK,NY)	Graph	2	\$126,000.00	\$102,000.00	\$102,000.00	\$102,000.00
Totals	Graph	4	\$103,500.00	\$102,000.00	\$47,000.00	\$115,000.00

Employer Name/Worksite Address	Graph	Count	Mean Wage	Median Wage	Lowest Wage	Highest Wage
SOFTLABS NA, INC, 6 WEST 48TH ST., NEW YORK, NY (https://www.google.com/maps/place/6%20WEST%2048TH%20ST.,NEW%20YORK,NY)	Graph	1	\$87,000.00	\$87,000.00	\$87,000.00	\$87,000.00
ASIAN CULTURAL COUNCIL, 6 WEST 48TH STREET, NEW YORK, NY (https://www.google.com/maps/place/6%20WEST%2048TH%20STREET,NEW%20YORK,NY)	Graph	2	\$81,000.00	\$47,000.00	\$47,000.00	\$115,000.00
Totals	Graph	3	\$83,000.00	\$87,000.00	\$47,000.00	\$115,000.00

Latitude: 40.757312 Longitude: -73.99724

Employer Name/Employer Address	Graph	Count	Mean Wage	Median Wage	Lowest Wage	Highest Wage
ELECTRIC WONDERLAND, INC., 501 10TH AVENUE, NEW YORK, NY (https://www.google.com/maps/place/501%2010TH%20AVENUE,NEW%20YORK,NY)	Graph	1	\$103,000.00	\$103,000.00	\$103,000.00	\$103,000.00
Totals	Graph	1	\$103,000.00	\$103,000.00	\$103,000.00	\$103,000.00

Employer Name/Worksite Address	Graph	Count	Mean Wage	Median Wage	Lowest Wage	Highest Wage
ELECTRIC WONDERLAND, INC., 501 10TH AVENUE, NEW YORK, NY (https://www.google.com/maps/place/501%2010TH%20AVENUE,NEW%20YORK,NY)	Graph	1	\$103,000.00	\$103,000.00	\$103,000.00	\$103,000.00
Totals	Graph	1	\$103,000.00	\$103,000.00	\$103,000.00	\$103,000.00

Latitude: 40.757313 Longitude: -73.973967

Employer Name/Worksite Address	Graph	Count	Mean Wage	Median Wage	Lowest Wage	Highest Wage
MARKETAXESS TECHNOLOGIES INC., 299 PARK AVE, NEW YORK, NY (https://www.google.com/maps/place/299%20PARK%20AVE,NEW%20YORK,NY)	Graph	1	\$80,000.00	\$80,000.00	\$80,000.00	\$80,000.00
Totals	Graph	1	\$80,000.00	\$80,000.00	\$80,000.00	\$80,000.00

Latitude: 40.757317 Longitude: -73.944924

Employer Name/Employer Address	Graph	Count	Mean Wage	Median Wage	Lowest Wage	Highest Wage
CHARAN ELECTRICAL ENTERPRISES, INC., 9-11 40TH AVENUE, LONG ISLAND CITY, NY (https://www.google.com/maps/place/9-11%2040TH%20AVENUE,LONG%20ISLAND%20CITY,NY)	Graph	4	\$65,684.50	\$62,500.00	\$62,500.00	\$68,869.00

Employer Name/Employer Address	Graph	Count	Mean Wage	Median Wage	Lowest Wage	Highest Wage
Totals	Graph	4	\$65,684.50	\$62,500.00	\$62,500.00	\$68,869.00

Employer Name/Worksite Address	Graph	Count	Mean Wage	Median Wage	Lowest Wage	Highest Wage
CHARAN ELECTRICAL ENTERPRISES, INC., 9-11 40TH AVENUE, LONG ISLAND CITY, NY (https://www.google.com/maps/place/9-11%2040TH%20AVENUE,LONG%20ISLAND%20CITY,NY)	Graph	3	\$64,623.00	\$62,500.00	\$62,500.00	\$68,869.00
Totals	Graph	3	\$64,623.00	\$62,500.00	\$62,500.00	\$68,869.00

Latitude: 40.757329 Longitude: -73.920421

Employer Name/Worksite Address	Graph	Count	Mean Wage	Median Wage	Lowest Wage	Highest Wage
MECHANICAL ENERGY SOLUTIONS LLC, 32-72 STEINWAY STREET, ASTORIA, NY (https://www.google.com/maps/place/32-72%20STEINWAY%20STREET,ASTORIA,NY)	Graph	2	\$53,000.00	\$53,000.00	\$53,000.00	\$53,000.00
Totals	Graph	2	\$53,000.00	\$53,000.00	\$53,000.00	\$53,000.00

Latitude: 40.757334 Longitude: -73.982377

Employer Name/Employer Address	Graph	Count	Mean Wage	Median Wage	
64 FACETS, INC., 1177 6TH AVENUE, 5TH FLOOR, NEW YORK, NY (https://www.google.com/maps/place/1177%206TH%20AVENUE,%205TH%20FLOOR,NEW%20YORK,NY)	Graph	1	\$72,301.00	\$72,301.00	\$
EYZENBERG & COMPANY, LLC, 1177 AVENUE OF THE AMERICAS, NEW YORK, NY (https://www.google.com/maps/place/1177%20AVENUE%20OF%20THE%20AMERICAS,NEW%20YORK,NY)	Graph	1	\$75,000.00	\$75,000.00	\$
HT CAPITAL GROUP LLC, 1177 AVENUE OF THE AMERICAS, NEW YORK, NY (https://www.google.com/maps/place/1177%20AVENUE%20OF%20THE%20AMERICAS,NEW%20YORK,NY)	Graph	1	\$80,000.00	\$80,000.00	\$
RB INTERNATIONAL MARKETS (USA) LLC, 1177 AVENUE OF THE AMERICAS, NEW YORK, NY (https://www.google.com/maps/place/1177%20AVENUE%20OF%20THE%20AMERICAS,NEW%20YORK,NY)	Graph	1	\$97,750.00	\$97,750.00	\$
STEEPCONSULT, INC., 1177 AVENUE OF THE AMERICAS, NEW YORK, NY (https://www.google.com/maps/place/1177%20AVENUE%20OF%20THE%20AMERICAS,NEW%20YORK,NY)	Graph	1	\$100,000.00	\$100,000.00	\$1
THE BELGIAN AMERICAN CHAMBER OF COMMERCE IN THE UNITED STATES, INC., 1177 AVENUE OF THE AMERICAS, NEW YORK, NY (https://www.google.com/maps/place/1177%20AVENUE%20OF%20THE%20AMERICAS,NEW%20YORK,NY)	Graph	1	\$60,000.00	\$60,000.00	\$
EYZENBERG & COMPANY LLC, 1177 AVENUE OF THE AMERICAS, NEW YORK, NY (https://www.google.com/maps/place/1177%20AVENUE%20OF%20THE%20AMERICAS,NEW%20YORK,NY)	Graph	2	\$75,000.00	\$75,000.00	\$
TRADEWEB MARKETS LLC, 1177 AVENUE OF THE AMERICAS, 31ST FLOOR, NEW YORK, NY (https://www.google.com/maps/place/1177%20AVENUE%20OF%20THE%20AMERICAS,%2031ST%20FLOOR,NEW%20YORK,NY)	Graph	2	\$145,000.00	\$90,000.00	\$
KRAMER LEVIN NAFTALIS & FRANKEL LLP, 1177 AVENUE OF THE AMERICAS, NEW YORK, NY (https://www.google.com/maps/place/1177%20AVENUE%20OF%20THE%20AMERICAS,NEW%20YORK,NY)	Graph	3	\$200,000.00	\$180,000.00	\$1
QVT FINANCIAL LP, 1177 AVENUE OF THE AMERICAS, NEW YORK, NY (https://www.google.com/maps/place/1177%20AVENUE%20OF%20THE%20AMERICAS,NEW%20YORK,NY)	Graph	6	\$143,333.33	\$175,000.00	\$
Totals	Graph	19	\$125,529.00	\$97,750.00	\$

Employer Name/Worksite Address	Graph	Count	Mean Wage	Median Wage	
64 FACETS, INC., 1177 6TH AVENUE, 5TH FLOOR, NEW YORK, NY (https://www.google.com/maps/place/1177%206TH%20AVENUE,%205TH%20FLOOR,NEW%20YORK,NY)	Graph	1	\$72,301.00	\$72,301.00	\$
FORSYS INC, 1177 AVENUE OF THE AMERICAS, 10TH FLOOR, NEW YORK, NY (https://www.google.com/maps/place/1177%20AVENUE%20OF%20THE%20AMERICAS,%2010TH%20FLOOR,NEW%20YORK,NY)	Graph	1	\$90,000.00	\$90,000.00	\$
IBM CORPORATION, 1177 6TH AVENUE, NEW YORK, NY (https://www.google.com/maps/place/1177%206TH%20AVENUE,NEW%20YORK,NY)	Graph	1	\$115,800.00	\$115,800.00	\$
IBM CORPORATION, 1177 AVE OF THE AMERICAS, NEW YORK, NY (https://www.google.com/maps/place/1177%20AVE%20OF%20THE%20AMERICAS,NEW%20YORK,NY)	Graph	1	\$80,000.40	\$80,000.40	\$
MU SIGMA, INC., 1177 6TH AVE., NEW YORK, NY (https://www.google.com/maps/place/1177%206TH%20AVE.,NEW%20YORK,NY)	Graph	1	\$84,198.00	\$84,198.00	\$

Employer Name/Worksite Address	Graph	Count	Mean Wage	Median Wage	
STARK ASSOCIATES LLC, 1177 AVENUE OF THE AMERICAS - 7TH FLOOR, NEW YORK, NY (https://www.google.com/maps/place/1177%20AVENUE%20OF%20THE%20AMERICAS%20-%207TH%20FLOOR,NEW%20YORK,NY)	Graph	1	\$60,000.00	\$60,000.00	\$
CAMBRIDGE INTERNATIONAL REALTY LLC, 1177 AVENUE OF THE AMERICAS, NEW YORK, NY (https://www.google.com/maps/place/1177%20AVENUE%20OF%20THE%20AMERICAS,NEW%20%20YORK,NY)	Graph	2	\$70,374.50	\$65,749.00	\$
QVT FINANCIAL LP, 1177 AVENUE OF THE AMERICAS, NEW YORK, NY (https://www.google.com/maps/place/1177%20AVENUE%20OF%20THE%20AMERICAS,NEW%20YORK,NY)	Graph	116	\$142,813.95	\$128,128.00	\$
Totals	Graph	124	\$138,786.02	\$128,128.00	\$

Latitude: 40.757345 Longitude: -73.970659

Employer Name/Employer Address	Graph	Count	Mean Wage	Median Wage	Lowest Wage
ALPINE CAPITAL ADVISORS, 150 E. 52ND STREET, NEW YORK, NY (https://www.google.com/maps/place/150%20E.%2052ND%20STREET,NEW%20YORK,NY)	Graph	1	\$75,000.00	\$75,000.00	\$75,000.00
AQUILA FUNDAMENTAL STRATEGY PARTNERS LLC, 150 EAST 52ND STREET, SUITE 31003, NEW YORK, NY (https://www.google.com/maps/place/150%20EAST%2052ND%20STREET,%20SUITE%2031003,NEW%20YORK,NY)	Graph	1	\$80,000.00	\$80,000.00	\$80,000.00
BASIL AND BARNs INC, 150 EAST 52ND ST, NEW YORK, NY (https://www.google.com/maps/place/150%20EAST%2052ND%20ST,NEW%20YORK,NY)	Graph	1	\$65,748.80	\$65,748.80	\$65,748.80
BLUE WATER WORLDWIDE LLC, 150 EAST 52ND STREET, NEW YORK, NY (https://www.google.com/maps/place/150%20EAST%2052ND%20STREET,NEW%20YORK,NY)	Graph	1	\$200,000.00	\$200,000.00	\$200,000.00
CHEXOLOGY LLC, 150 E 52ND STREET, NEW YORK, NY (https://www.google.com/maps/place/150%20E%2052ND%20STREET,NEW%20YORK,NY)	Graph	1	\$46,820.80	\$46,820.80	\$46,820.80
GLOBAL WEALTH GROUP, 150 E 52ND STREET, NEW YORK, NY (https://www.google.com/maps/place/150%20E%2052ND%20STREET,NEW%20YORK,NY)	Graph	1	\$60,000.00	\$60,000.00	\$60,000.00
PARETO SECURITIES, INC., 150 EAST 52ND STREET, 29TH FLOOR, NEW YORK, NY (https://www.google.com/maps/place/150%20EAST%2052ND%20STREET,%2029TH%20FLOOR,NEW%20YORK,NY)	Graph	1	\$175,000.00	\$175,000.00	\$175,000.00
XIN DEVELOPMENT MANAGEMENT EAST, LLC, 150 EAST 52ND STREET, 6TH FLOOR, NEW YORK, NY (https://www.google.com/maps/place/150%20EAST%2052ND%20STREET,%206TH%20FLOOR,NEW%20YORK,NY)	Graph	1	\$60,000.00	\$60,000.00	\$60,000.00
Totals	Graph	8	\$95,321.20	\$65,748.80	\$46,820.80

Employer Name/Worksite Address	Graph	Count	Mean Wage	Median Wage	Lowest Wage
ALPINE CAPITAL ADVISORS, 150 E. 52ND STREET, NEW YORK, NY (https://www.google.com/maps/place/150%20E.%2052ND%20STREET,NEW%20YORK,NY)	Graph	1	\$75,000.00	\$75,000.00	\$75,000.00
AQUILA FUNDAMENTAL STRATEGY PARTNERS LLC, 150 EAST 52ND STREET, SUITE 31003, NEW YORK, NY (https://www.google.com/maps/place/150%20EAST%2052ND%20STREET,%20SUITE%2031003,NEW%20YORK,NY)	Graph	1	\$80,000.00	\$80,000.00	\$80,000.00
BASIL AND BARNs INC, 150 EAST 52ND ST, NEW YORK, NY (https://www.google.com/maps/place/150%20EAST%2052ND%20ST,NEW%20YORK,NY)	Graph	1	\$65,748.80	\$65,748.80	\$65,748.80
PARETO SECURITIES, INC., 150 EAST 52ND STREET, 29TH FLOOR, NEW YORK, NY (https://www.google.com/maps/place/150%20EAST%2052ND%20STREET,%2029TH%20FLOOR,NEW%20YORK,NY)	Graph	1	\$175,000.00	\$175,000.00	\$175,000.00
XIN DEVELOPMENT MANAGEMENT EAST, LLC, 150 EAST 52ND STREET, 6TH FLOOR, NEW YORK, NY (https://www.google.com/maps/place/150%20EAST%2052ND%20STREET,%206TH%20FLOOR,NEW%20YORK,NY)	Graph	1	\$60,000.00	\$60,000.00	\$60,000.00
CHEXOLOGY LLC, 150 E 52ND STREET, NEW YORK, NY (https://www.google.com/maps/place/150%20E%2052ND%20STREET,NEW%20YORK,NY)	Graph	2	\$53,410.40	\$46,820.80	\$46,820.80
NOVANTAS INC, 150 EAST 52ND. STREET, NEW YORK, NY (https://www.google.com/maps/place/150%20EAST%2052ND.%20STREET,NEW%20YORK,NY)	Graph	3	\$107,666.67	\$100,000.00	\$88,000.00
NOVANTAS, INC., 150 EAST 52ND STREET, NEW YORK, NY (https://www.google.com/maps/place/150%20EAST%2052ND%20STREET,NEW%20YORK,NY)	Graph	3	\$115,333.33	\$78,000.00	\$68,000.00
Totals	Graph	13	\$94,736.12	\$78,000.00	\$46,820.80

Latitude: 40.757348 Longitude: -73.980373

Employer Name/Employer Address	Graph	Count	Mean Wage	Median Wage	Lowest Wage	Highest Wage
--------------------------------	-------	-------	-----------	-------------	-------------	--------------

Employer Name/Employer Address	Graph	Count	Mean Wage	Median Wage	Lowest Wage	Highest Wage
MY ORO USA INC., 55W 47TH STREET, NEW YORK, NY (https://www.google.com/maps/place/55W%2047TH%20STREET,NEW%20YORK,NY)	Graph	1	\$39,520.00	\$39,520.00	\$39,520.00	\$39,520.00
Totals	Graph	1	\$39,520.00	\$39,520.00	\$39,520.00	\$39,520.00

Employer Name/Worksite Address	Graph	Count	Mean Wage	Median Wage	Lowest Wage	Highest Wage
MY ORO USA INC., 55W 47TH STREET, NEW YORK, NY (https://www.google.com/maps/place/55W%2047TH%20STREET,NEW%20YORK,NY)	Graph	1	\$39,520.00	\$39,520.00	\$39,520.00	\$39,520.00
Totals	Graph	1	\$39,520.00	\$39,520.00	\$39,520.00	\$39,520.00

Latitude: 40.757369 Longitude: -73.983961

Employer Name/Employer Address	Graph	Count	Mean Wage	Median Wage	Lowest Wage	Highest Wage
TRANSLATION LLC, 145 WEST 45TH STREET, NEW YORK, NY (https://www.google.com/maps/place/145%20WEST%2045TH%20STREET,NEW%20YORK,NY)	Graph	4	\$84,375.00	\$80,000.00	\$80,000.00	\$97,500.00
Totals	Graph	4	\$84,375.00	\$80,000.00	\$80,000.00	\$97,500.00

Employer Name/Worksite Address	Graph	Count	Mean Wage	Median Wage	Lowest Wage	Highest Wage
TRANSLATION LLC, 145 WEST 45TH STREET, NEW YORK, NY (https://www.google.com/maps/place/145%20WEST%2045TH%20STREET,NEW%20YORK,NY)	Graph	2	\$88,750.00	\$80,000.00	\$80,000.00	\$97,500.00
Totals	Graph	2	\$88,750.00	\$80,000.00	\$80,000.00	\$97,500.00

Latitude: 40.757374 Longitude: -73.98977

Employer Name/Worksite Address	Graph	Count	Mean Wage	Median Wage	Lowest Wage	Highest Wage
SOFTWARE GUIDANCE & ASSISTANCE, INC., 620 8TH AVENUE, NEW YORK, NY (https://www.google.com/maps/place/620%208TH%20AVENUE,NEW%20YORK,NY)	Graph	1	\$90,812.80	\$90,812.80	\$90,812.80	\$90,812.80
Totals	Graph	1	\$90,812.80	\$90,812.80	\$90,812.80	\$90,812.80

Latitude: 40.757387 Longitude: -73.863586

Employer Name/Employer Address	Graph	Count	Mean Wage	Median Wage	Lowest Wage	Highest Wage
VINCENT J. LIOTTA P.E., 3321 105TH STREET, CORONA, NY (https://www.google.com/maps/place/3321%20105TH%20STREET,CORONA,NY)	Graph	1	\$65,000.00	\$65,000.00	\$65,000.00	\$65,000.00
Totals	Graph	1	\$65,000.00	\$65,000.00	\$65,000.00	\$65,000.00

Employer Name/Worksite Address	Graph	Count	Mean Wage	Median Wage	Lowest Wage	Highest Wage
VINCENT J. LIOTTA P.E., 3321 105TH STREET, CORONA, NY (https://www.google.com/maps/place/3321%20105TH%20STREET,CORONA,NY)	Graph	1	\$65,000.00	\$65,000.00	\$65,000.00	\$65,000.00
Totals	Graph	1	\$65,000.00	\$65,000.00	\$65,000.00	\$65,000.00

Latitude: 40.757417 Longitude: -73.9781

Employer Name/Employer Address	Graph	Count	Mean Wage	Median Wage	Lowest Wage	Highest Wage
CHINA RENAISSANCE SECURITIES (US) INC., 600 FIFTH AVENUE, NEW YORK, NY (https://www.google.com/maps/place/600%20FIFTH%20AVENUE,NEW%20YORK,NY)	Graph	1	\$120,000.00	\$120,000.00	\$120,000.00	\$120,000.00

Employer Name/Employer Address	Graph	Count	Mean Wage	Median Wage	Lowest Wage	Highest Wage
Totals	Graph	1	\$120,000.00	\$120,000.00	\$120,000.00	\$120,000.00

Employer Name/Worksite Address	Graph	Count	Mean Wage	Median Wage	Lowest Wage	Highest Wage
BUSINESS INTEGRA, INC., 600 FIFTH AVE, NEW YORK, NY (https://www.google.com/maps/place/600%20FIFTH%20AVE,NEW%20YORK,NY)	Graph	1	\$100,000.00	\$100,000.00	\$100,000.00	\$100,000
CONWAY MACKENZIE, INC., 600 FIFTH AVENUE, 25TH FLOOR, NEW YORK, NY (https://www.google.com/maps/place/600%20FIFTH%20AVENUE,%2025TH%20FLOOR,NEW%20YORK,NY)	Graph	1	\$175,000.00	\$175,000.00	\$175,000.00	\$175,000
MARLABS, INC., 600 5TH AVE, NEW YORK, NY (https://www.google.com/maps/place/600%205TH%20AVE,NEW%20YORK,NY)	Graph	1	\$75,800.00	\$75,800.00	\$75,800.00	\$75,800.
APEX TECHNOLOGY GROUP, INC., 600 5TH AVENUE, NEW YORK, NY (https://www.google.com/maps/place/600%205TH%20AVENUE,NEW%20YORK,NY)	Graph	2	\$79,000.00	\$60,000.00	\$60,000.00	\$98,000.
CHINA RENAISSANCE SECURITIES (US) INC., 600 FIFTH AVENUE, NEW YORK, NY (https://www.google.com/maps/place/600%20FIFTH%20AVENUE,NEW%20YORK,NY)	Graph	3	\$98,600.00	\$100,000.00	\$75,800.00	\$120,000
Totals	Graph	8	\$100,575.00	\$98,000.00	\$60,000.00	\$175,000

Latitude: 40.757443 Longitude: -73.985821

Employer Name/Employer Address	Graph	Count	Mean Wage	Median Wage	Lowest Wage	Highest Wage
CLAP ONLINE INC, 1515 BROADWAY, NEW YORK, NY (https://www.google.com/maps/place/1515%20BROADWAY,NEW%20YORK,NY)	Graph	1	\$130,000.00	\$130,000.00	\$130,000.00	\$130,000.0
SYSKA HENNESSY GROUP INC., 1515 BROADWAY, 15TH FLOOR, NEW YORK, NY (https://www.google.com/maps/place/1515%20BROADWAY,%2015TH%20FLOOR,NEW%20%20YORK,NY)	Graph	1	\$58,386.00	\$58,386.00	\$58,386.00	\$58,386.0
SYSKA HENNESSY GROUP, INC., 1515 BROADWAY, NEW YORK, NY (https://www.google.com/maps/place/1515%20BROADWAY,NEW%20YORK,NY)	Graph	1	\$103,792.00	\$103,792.00	\$103,792.00	\$103,792.0
VIACOM GLOBAL SERVICES INC., 1515 BROADWAY, NEW YORK, NY (https://www.google.com/maps/place/1515%20BROADWAY,NEW%20YORK,NY)	Graph	1	\$175,000.00	\$175,000.00	\$175,000.00	\$175,000.0
VIACOM INTERNATIONAL SERVICES INC./VIACOM INTERNATIONAL INC., 1515 BROADWAY, NEW YORK, NY (https://www.google.com/maps/place/1515%20BROADWAY,NEW%20YORK,NY)	Graph	1	\$140,000.00	\$140,000.00	\$140,000.00	\$140,000.0
VIACOM INTERNATIONAL INC., 1515 BROADWAY, NEW YORK, NY (https://www.google.com/maps/place/1515%20BROADWAY,NEW%20YORK,NY)	Graph	26	\$111,280.46	\$110,000.00	\$54,080.00	\$200,000.0
Totals	Graph	31	\$112,918.39	\$115,000.00	\$54,080.00	\$200,000.0

Employer Name/Worksite Address	Graph	Count	Mean Wage	Median Wage	Lowest Wage	Highest Wage
FIRST TEK DOS LLC, 1515 BROADWAY,, NEW YORK, NY (https://www.google.com/maps/place/1515%20BROADWAY,,NEW%20YORK,NY)	Graph	1	\$60,000.00	\$60,000.00	\$60,000.00	\$60,000.00
HCL AMERICA, INC., 1515 BROADWAY, NEW YORK CITY, NY (https://www.google.com/maps/place/1515%20BROADWAY,NEW%20YORK%20CITY,NY)	Graph	1	\$71,781.00	\$71,781.00	\$71,781.00	\$71,781.00
LARSEN & TOUBRO INFOTECH LIMITED, 1515 BROADWAY&NBSP;, NEW YORK, NY (https://www.google.com/maps/place/1515%20BROADWAY%26NBSP;,NEW%20YORK,NY)	Graph	1	\$76,836.00	\$76,836.00	\$76,836.00	\$76,836.00
SYSKA HENNESSY GROUP INC., 1515 BROADWAY, 15TH FLOOR, NEW YORK, NY (https://www.google.com/maps/place/1515%20BROADWAY,%2015TH%20FLOOR,NEW%20%20YORK,NY)	Graph	1	\$58,386.00	\$58,386.00	\$58,386.00	\$58,386.00
VIACOM INTERNATIONAL INC., 1515 BROADWAY, NEW YORK, NY (https://www.google.com/maps/place/1515%20BROADWAY,NEW%20YORK,NY)	Graph	77	\$90,942.66	\$86,653.00	\$54,080.00	\$200,000.00
Totals	Graph	81	\$89,748.00	\$86,653.00	\$54,080.00	\$200,000.00

Latitude: 40.757443 Longitude: -73.982133

Employer Name/Employer Address	Graph	Count	Mean Wage	Median Wage	
AXISPOINT, INC., 1180 AVENUE OF THE AMERICAS, NEW YORK, NY (https://www.google.com/maps/place/1180%20AVENUE%20OF%20THE%20AMERICAS,NEW%20YORK,NY)	Graph	1	\$118,450.00	\$118,450.00	\$

Employer Name/Employer Address	Graph	Count	Mean Wage	Median Wage	
CORNERSTONE CAPITAL INC, 1180 AVENUE OF THE AMERICAS, NEW YORK, NY (https://www.google.com/maps/place/1180%20AVENUE%20OF%20THE%20AMERICAS,NEW%20YORK,NY)	Graph	1	\$100,000.00	\$100,000.00	\$
DISTINGUISHED PROGRAMS INSURANCE BROKERAGE LLC, 1180 AVENUE OF THE AMERICAS, NEW YORK, NY (https://www.google.com/maps/place/1180%20AVENUE%20OF%20THE%20AMERICAS,NEW%20YORK,NY)	Graph	1	\$70,221.00	\$70,221.00	\$
ISTAR INC., 114 AVENUE OF THE AMERICAS, NEW YORK, NY (https://www.google.com/maps/place/114%20AVENUE%20OF%20THE%20AMERICAS,NEW%20YORK,NY)	Graph	1	\$75,000.00	\$75,000.00	\$
MISYS INTERNATIONAL BANKING SYSTEMS INC., 1180 AVENUE OF THE AMERICAS, NEW YORK, NY (https://www.google.com/maps/place/1180%20AVENUE%20OF%20THE%20AMERICAS,NEW%20YORK,NY)	Graph	1	\$80,340.00	\$80,340.00	\$
MOFFETT NATHANSON LLC, 1180 AVENUE OF THE AMERICAS, NEW YORK, NY (https://www.google.com/maps/place/1180%20AVENUE%20OF%20THE%20AMERICAS,NEW%20YORK,NY)	Graph	1	\$100,000.00	\$100,000.00	\$
SEQ TECHNOLOGY LLC, 1180 AVENUE OF THE AMERICAS, 8TH FLOOR, NEW YORK, NY (https://www.google.com/maps/place/1180%20AVENUE%20OF%20THE%20AMERICAS,%208TH%20FLOOR,NEW%20YORK,NY)	Graph	1	\$175,000.00	\$175,000.00	\$
SND & ASSOCIATES INC., 1180 AVENUE OF THE AMERICAS, NEW YORK, NY (https://www.google.com/maps/place/1180%20AVENUE%20OF%20THE%20AMERICAS,NEW%20YORK,NY)	Graph	1	\$29,120.00	\$29,120.00	\$
CORNERSTONE CAPITAL INC., 1180 AVENUE OF THE AMERICAS, 20TH FLOOR, NEW YORK, NY (https://www.google.com/maps/place/1180%20AVENUE%20OF%20THE%20AMERICAS,%2020TH%20FLOOR,NEW%20YORK,NY)	Graph	2	\$47,590.00	\$47,590.00	\$
HNA GROUP NORTH AMERICA LLC, 1180 AVENUE OF THE AMERICAS, NEW YORK, NY (https://www.google.com/maps/place/1180%20AVENUE%20OF%20THE%20AMERICAS,NEW%20YORK,NY)	Graph	2	\$65,748.80	\$65,748.80	\$
AFFINITY SOLUTIONS, INC, 1180 AVENUE OF THE AMERICAS, NEW YORK, NY (https://www.google.com/maps/place/1180%20AVENUE%20OF%20THE%20AMERICAS,NEW%20YORK,NY)	Graph	3	\$76,733.33	\$82,000.00	\$
Totals	Graph	15	\$80,333.91	\$75,000.00	\$

Employer Name/Worksite Address	Graph	Count	Mean Wage	Median Wage	
AFFINITY SOLUTIONS, INC, 1180 6TH AVENUE, NEW YORK, NY (https://www.google.com/maps/place/1180%206TH%20AVENUE,NEW%20YORK,NY)	Graph	1	\$65,000.00	\$65,000.00	\$
CORNERSTONE CAPITAL INC, 1180 AVENUE OF THE AMERICAS, NEW YORK,, NY (https://www.google.com/maps/place/1180%20AVENUE%20OF%20THE%20AMERICAS,NEW%20YORK,,NY)	Graph	1	\$100,000.00	\$100,000.00	\$
ISTAR INC., 114 AVENUE OF THE AMERICAS, NEW YORK, NY (https://www.google.com/maps/place/114%20AVENUE%20OF%20THE%20AMERICAS,NEW%20YORK,NY)	Graph	1	\$75,000.00	\$75,000.00	\$
CORNERSTONE CAPITAL INC., 1180 AVENUE OF THE AMERICAS, 20TH FLOOR, NEW YORK, NY (https://www.google.com/maps/place/1180%20AVENUE%20OF%20THE%20AMERICAS,%2020TH%20FLOOR,NEW%20YORK,NY)	Graph	2	\$47,590.00	\$47,590.00	\$
AFFINITY SOLUTIONS, INC, 1180 AVENUE OF THE AMERICAS, NEW YORK, NY (https://www.google.com/maps/place/1180%20AVENUE%20OF%20THE%20AMERICAS,NEW%20YORK,NY)	Graph	9	\$77,203.18	\$80,340.00	\$
Totals	Graph	14	\$73,572.04	\$70,221.00	\$

Latitude: 40.757448 Longitude: -73.980609

Employer Name/Employer Address	Graph	Count	Mean Wage	Median Wage	Lowest Wage	High Wage
A ONE GEMS INC., 62 WEST 47TH STREET, NEW YORK, NY (https://www.google.com/maps/place/62%20WEST%2047TH%20STREET,NEW%20YORK,NY)	Graph	1	\$79,040.00	\$79,040.00	\$79,040.00	\$79,040.00
DANIEL B NY INC, 62 W 47TH STREET, NEW YORK, NY (https://www.google.com/maps/place/62%20W%2047TH%20STREET,NEW%20YORK,NY)	Graph	1	\$40,000.00	\$40,000.00	\$40,000.00	\$40,000.00
DHK GEMS CORP., 62 WEST 47TH STREET, NEW YORK, NY (https://www.google.com/maps/place/62%20WEST%2047TH%20STREET,NEW%20YORK,NY)	Graph	1	\$56,160.00	\$56,160.00	\$56,160.00	\$56,160.00
MADISON L LTD., 62 WEST 47TH STREET, SUITE 703, NEW YORK, NY (https://www.google.com/maps/place/62%20WEST%2047TH%20STREET,%20SUITE%20703,NEW%20YORK,NY)	Graph	1	\$39,520.00	\$39,520.00	\$39,520.00	\$39,520.00
TRAXNYX CORP, 62 WEST 47TH STREET,, NEW YORK, NY (https://www.google.com/maps/place/62%20WEST%2047TH%20STREET,,NEW%20YORK,NY)	Graph	1	\$87,360.00	\$87,360.00	\$87,360.00	\$87,360.00
VPSONS INC., 62 WEST 47TH STREET, NEW YORK, NY (https://www.google.com/maps/place/62%20WEST%2047TH%20STREET,NEW%20YORK,NY)	Graph	3	\$71,360.00	\$79,040.00	\$56,000.00	\$79,040.00
Totals	Graph	8	\$64,520.00	\$56,160.00	\$39,520.00	\$87,360.00

Employer Name/Worksite Address	Graph	Count	Mean Wage	Median Wage	Lowest Wage	Highest Wage
DANIEL B NY INC, 62 W 47TH STREET, NEW YORK, NY (https://www.google.com/maps/place/62%20W%2047TH%20STREET,NEW%20YORK,NY)	Graph	1	\$40,000.00	\$40,000.00	\$40,000.00	\$40,000.00
MADISON L LTD., 62 WEST 47TH STREET, SUITE 703, NEW YORK, NY (https://www.google.com/maps/place/62%20WEST%2047TH%20STREET,%20SUITE%20703,NEW%20YORK,NY)	Graph	1	\$39,520.00	\$39,520.00	\$39,520.00	\$39,520.00
VPSONS INC., 62 WEST 47TH STREET, NEW YORK, NY (https://www.google.com/maps/place/62%20WEST%2047TH%20STREET,NEW%20YORK,NY)	Graph	6	\$72,773.33	\$79,040.00	\$56,000.00	\$87,360.00
Totals	Graph	8	\$64,520.00	\$56,160.00	\$39,520.00	\$87,360.00

Latitude: 40.757454 Longitude: -73.977909

Employer Name/Employer Address	Graph	Count	Mean Wage	Median Wage	Lowest Wage	Highest Wage
SCL USA INC., 597 FIFTH AVENUE, NEW YORK, NY (https://www.google.com/maps/place/597%20FIFTH%20AVENUE,NEW%20YORK,NY)	Graph	2	\$87,000.00	\$64,000.00	\$64,000.00	\$110,000.00
Totals	Graph	2	\$87,000.00	\$64,000.00	\$64,000.00	\$110,000.00

Employer Name/Worksite Address	Graph	Count	Mean Wage	Median Wage	Lowest Wage	Highest Wage
SCL USA INC., 597 FIFTH AVENUE, NEW YORK, NY (https://www.google.com/maps/place/597%20FIFTH%20AVENUE,NEW%20YORK,NY)	Graph	2	\$87,000.00	\$64,000.00	\$64,000.00	\$110,000.00
Totals	Graph	2	\$87,000.00	\$64,000.00	\$64,000.00	\$110,000.00

Latitude: 40.75746 Longitude: -73.973859

Employer Name/Employer Address	Graph	Count	Mean Wage	Median Wage	Lowest Wage	Highest Wage
PSK CAPITAL LLC, 320 PARK AVENUE, 18TH FLOOR, NEW YORK, NY (https://www.google.com/maps/place/320%20PARK%20AVENUE,%20%2018TH%20FLOOR,NEW%20YORK,NY)	Graph	1	\$70,000.00	\$70,000.00	\$70,000.00	\$70,000.00
MIZUHO SECURITIES USA INC., 320 PARK AVENUE, 12TH FLOOR, NEW YORK, NY (https://www.google.com/maps/place/320%20PARK%20AVENUE,%2012TH%20FLOOR,NEW%20YORK,NY)	Graph	4	\$138,750.00	\$150,000.00	\$80,000.00	\$165,000.00
MIZUHO SECURITIES USA LLC, 320 PARK AVENUE, 12TH FLOOR, NEW YORK, NY (https://www.google.com/maps/place/320%20PARK%20AVENUE,%2012TH%20FLOOR,NEW%20YORK,NY)	Graph	4	\$138,750.00	\$105,000.00	\$100,000.00	\$190,000.00
Totals	Graph	9	\$131,111.11	\$150,000.00	\$70,000.00	\$190,000.00

Employer Name/Worksite Address	Graph	Count	Mean Wage	Median Wage	Lowest Wage	Highest Wage
MARLABS, INC., 320 PARK AVE #12, NEW YORK, NY (https://www.google.com/maps/place/320%20PARK%20AVE%20#12,NEW%20YORK,NY)	Graph	1	\$90,400.00	\$90,400.00	\$90,400.00	\$90,400.00
PSK CAPITAL LLC, 320 PARK AVENUE, 18TH FLOOR, NEW YORK, NY (https://www.google.com/maps/place/320%20PARK%20AVENUE,%20%2018TH%20FLOOR,NEW%20YORK,NY)	Graph	1	\$70,000.00	\$70,000.00	\$70,000.00	\$70,000.00
SOFTNICE, INC., 320 PARK AVENUE #12, NEW YORK, NY (https://www.google.com/maps/place/320%20PARK%20AVENUE%20#12,NEW%20YORK,NY)	Graph	1	\$79,747.00	\$79,747.00	\$79,747.00	\$79,747.00
WEISS MULTI-STRATEGY ADVISERS LLC, 320 PARK AVENUE, 20TH FLOOR, NEW YORK, NY (https://www.google.com/maps/place/320%20PARK%20AVENUE,%2020TH%20FLOOR,NEW%20YORK,NY)	Graph	1	\$175,000.00	\$175,000.00	\$175,000.00	\$175,000.00
MIZUHO SECURITIES USA INC., 320 PARK AVENUE, 12TH FLOOR, NEW YORK, NY (https://www.google.com/maps/place/320%20PARK%20AVENUE,%2012TH%20FLOOR,NEW%20YORK,NY)	Graph	6	\$140,000.00	\$150,000.00	\$80,000.00	\$190,000.00
JPMORGAN CHASE & CO., 320 PARK AVENUE, NEW YORK, NY (https://www.google.com/maps/place/320%20PARK%20AVENUE,NEW%20YORK,NY)	Graph	7	\$125,990.57	\$135,200.00	\$61,734.00	\$175,000.00
Totals	Graph	17	\$125,710.65	\$135,200.00	\$61,734.00	\$190,000.00

Latitude: 40.757468 Longitude: -73.980319

Employer Name/Employer Address	Graph	Count	Mean Wage	Median Wage	Lowest Wage	Highest Wage
--------------------------------	-------	-------	-----------	-------------	-------------	--------------

Employer Name/Employer Address	Graph	Count	Mean Wage	Median Wage	Lowest Wage	Highest Wage
ORIENT INTERNATIONAL JEWELRY TRADING INC., 55 W 47TH STREET, STE 410, NEW YORK, NY (https://www.google.com/maps/place/55%20W%2047TH%20STREET,%20STE%20410,NEW%20YORK,NY)	Graph	1	\$56,160.00	\$56,160.00	\$56,160.00	\$56,160.00
Totals	Graph	1	\$56,160.00	\$56,160.00	\$56,160.00	\$56,160.00

Employer Name/Worksite Address	Graph	Count	Mean Wage	Median Wage	Lowest Wage	Highest Wage
ORIENT INTERNATIONAL JEWELRY TRADING INC., 55 W 47TH STREET, NEW YORK, NY (https://www.google.com/maps/place/55%20W%2047TH%20STREET,NEW%20YORK,NY)	Graph	1	\$56,160.00	\$56,160.00	\$56,160.00	\$56,160.00
Totals	Graph	1	\$56,160.00	\$56,160.00	\$56,160.00	\$56,160.00

Latitude: 40.757472 Longitude: -73.97579

Employer Name/Employer Address	Graph	Count	Mean Wage	Median Wage	Lowest Wage	Highest Wage
HT CAPITAL ADVISORS LLC, 437 MADISON AVENUE, SUITE 19D, NEW YORK, NY (https://www.google.com/maps/place/437%20MADISON%20AVENUE,%20SUITE%2019D,NEW%20YORK,NY)	Graph	1	\$50,000.00	\$50,000.00	\$50,000.00	\$50,000.00
OMNICOM MANAGEMENT INC., 437 MADISON AVENUE, NEW YORK, NY (https://www.google.com/maps/place/437%20MADISON%20AVENUE,NEW%20YORK,NY)	Graph	1	\$80,000.00	\$80,000.00	\$80,000.00	\$80,000.00
SPARKS & HONEY LLC, 437 MADISON AVENUE, NEW YORK, NY (https://www.google.com/maps/place/437%20MADISON%20AVENUE,NEW%20YORK,NY)	Graph	1	\$150,000.00	\$150,000.00	\$150,000.00	\$150,000.00
TLP, INC., 437 MADISON AVENUE, NEW YORK, NY (https://www.google.com/maps/place/437%20MADISON%20AVENUE,NEW%20YORK,NY)	Graph	1	\$53,065.00	\$53,065.00	\$53,065.00	\$53,065.00
ACT COMMODITIES, INC., 437 MADISON AVENUE, NEW YORK, NY (https://www.google.com/maps/place/437%20MADISON%20AVENUE,NEW%20YORK,NY)	Graph	2	\$107,500.00	\$80,000.00	\$80,000.00	\$135,000.00
DDB WORLDWIDE COMMUNICATIONS GROUP INC., 437 MADISON AVENUE, NEW YORK, NY (https://www.google.com/maps/place/437%20MADISON%20AVENUE,NEW%20YORK,NY)	Graph	2	\$90,802.50	\$76,586.00	\$76,586.00	\$105,000.00
Totals	Graph	8	\$91,208.75	\$80,000.00	\$50,000.00	\$150,000.00

Employer Name/Worksite Address	Graph	Count	Mean Wage	Median Wage	Lowest Wage	Highest Wage
CAPGEMINI AMERICA INC, 437 MADISON AVE, NEWYORK, NY (https://www.google.com/maps/place/437%20MADISON%20AVE,NEWYORK,NY)	Graph	1	\$109,000.00	\$109,000.00	\$109,000.00	\$109,000.00
HT CAPITAL ADVISORS LLC, 437 MADISON AVENUE, SUITE 19D, NEW YORK, NY (https://www.google.com/maps/place/437%20MADISON%20AVENUE,%20SUITE%2019D,NEW%20YORK,NY)	Graph	1	\$50,000.00	\$50,000.00	\$50,000.00	\$50,000.00
DDB WORLDWIDE COMMUNICATIONS GROUP INC., 437 MADISON AVENUE, NEW YORK, NY (https://www.google.com/maps/place/437%20MADISON%20AVENUE,NEW%20YORK,NY)	Graph	9	\$103,296.67	\$80,000.00	\$53,065.00	\$170,000.00
Totals	Graph	11	\$98,970.00	\$80,000.00	\$50,000.00	\$170,000.00

Latitude: 40.757479 Longitude: -73.93926

Employer Name/Employer Address	Graph	Count	Mean Wage	Median Wage	Lowest Wage	Highest Wage
ENMAZE PICTURES LLC, 3401 38TH AVE, LONG ISLAND CITY, NY (https://www.google.com/maps/place/3401%2038TH%20AVE,LONG%20ISLAND%20CITY,NY)	Graph	2	\$55,120.00	\$54,080.00	\$54,080.00	\$56,160.00
ENMAZE PICTURES LLC, 3401 38TH AVE 4TH FLOOR, LONG ISLAND CITY, NY (https://www.google.com/maps/place/3401%2038TH%20AVE%204TH%20FLOOR,LONG%20ISLAND%20CITY,NY)	Graph	5	\$78,698.88	\$79,996.80	\$72,800.00	\$84,192.00
Totals	Graph	7	\$71,962.06	\$72,800.00	\$54,080.00	\$84,192.00

Employer Name/Worksite Address	Graph	Count	Mean Wage	Median Wage	Lowest Wage	Highest Wage
ENMAZE PICTURES LLC, 3401 38TH AVE, LONG ISLAND CITY, NY (https://www.google.com/maps/place/3401%2038TH%20AVE,LONG%20ISLAND%20CITY,NY)	Graph	2	\$55,120.00	\$54,080.00	\$54,080.00	\$56,160.00
Totals	Graph	2	\$55,120.00	\$54,080.00	\$54,080.00	\$56,160.00

Latitude: 40.757516 Longitude: -73.922804						
Employer Name/Employer Address	Graph	Count	Mean Wage	Median Wage	Lowest Wage	Highest Wage
PRIME PIONEER CAPITAL CORP, 36-12 34TH AVENUE 3RD FLOOR, ASTORIA, NY (https://www.google.com/maps/place/36-12%2034TH%20AVENUE%203RD%20FLOOR,ASTORIA,NY)	Graph	1	\$62,316.80	\$62,316.80	\$62,316.80	\$62,316.80
Totals	Graph	1	\$62,316.80	\$62,316.80	\$62,316.80	\$62,316.80

Employer Name/Worksite Address	Graph	Count	Mean Wage	Median Wage	Lowest Wage	Highest Wage
PRIME PIONEER CAPITAL CORP, 36-12 34TH AVENUE, 3RD FLOOR, ASTORIA, NY (https://www.google.com/maps/place/36-12%2034TH%20AVENUE,%203RD%20FLOOR,ASTORIA,NY)	Graph	1	\$62,316.80	\$62,316.80	\$62,316.80	\$62,316.80
Totals	Graph	1	\$62,316.80	\$62,316.80	\$62,316.80	\$62,316.80

Latitude: 40.757539 Longitude: -73.990687

Employer Name/Employer Address	Graph	Count	Mean Wage	Median Wage	Lowest Wage	Highest Wage
IKE KLIGERMAN BARKLEY, P.C., 330 WEST 42ND STREET, NEW YORK, NY (https://www.google.com/maps/place/330%20WEST%2042ND%20STREET,NEW%20YORK,NY)	Graph	1	\$57,096.00	\$57,096.00	\$57,096.00	\$57,096.00
PKSB ARCHITECTS PC, 330 WEST 42ND ST , 11TH FLR, NEW YORK, NY (https://www.google.com/maps/place/330%20WEST%2042ND%20ST%20,%2011TH%20FLR,NEW%20YORK,NY)	Graph	1	\$53,000.00	\$53,000.00	\$53,000.00	\$53,000.00
PEERACTIVE, INC., 330 W 42ND ST, NEW YORK, NY (https://www.google.com/maps/place/330%20W%2042ND%20ST,NEW%20YORK,NY)	Graph	2	\$80,000.00	\$80,000.00	\$80,000.00	\$80,000.00
Totals	Graph	4	\$67,524.00	\$57,096.00	\$53,000.00	\$80,000.00

Employer Name/Worksite Address	Graph	Count	Mean Wage	Median Wage	Lowest Wage	Highest Wage
IKE KLIGERMAN BARKLEY, P.C., 330 WEST 42ND STREET, NEW YORK, NY (https://www.google.com/maps/place/330%20WEST%2042ND%20STREET,NEW%20YORK,NY)	Graph	1	\$57,096.00	\$57,096.00	\$57,096.00	\$57,096.00
ITPRO CONSULTING LLC, 330 WEST 42ND ST SUITE 11, NEW YORK, NY (https://www.google.com/maps/place/330%20WEST%2042ND%20ST%20%20SUITE%2011,NEW%20YORK,NY)	Graph	1	\$65,000.00	\$65,000.00	\$65,000.00	\$65,000.00
PKSB ARCHITECTS PC, 330 WEST 42ND ST , 11TH FLR, NEW YORK, NY (https://www.google.com/maps/place/330%20WEST%2042ND%20ST%20,%2011TH%20FLR,NEW%20YORK,NY)	Graph	1	\$53,000.00	\$53,000.00	\$53,000.00	\$53,000.00
SVAM INTERNATIONAL, INC., 330 WEST 42ND ST, NEW YORK, NY (https://www.google.com/maps/place/330%20WEST%2042ND%20ST,NEW%20YORK,NY)	Graph	1	\$86,653.00	\$86,653.00	\$86,653.00	\$86,653.00
PEERACTIVE, INC., 330 W 42ND ST, NEW YORK, NY (https://www.google.com/maps/place/330%20W%2042ND%20ST,NEW%20YORK,NY)	Graph	3	\$80,000.00	\$80,000.00	\$80,000.00	\$80,000.00
Totals	Graph	7	\$71,678.43	\$80,000.00	\$53,000.00	\$86,653.00

Latitude: 40.757548 Longitude: -73.640369						
Employer Name/Worksite Address	Graph	Count	Mean Wage	Median Wage	Lowest Wage	Highest Wage
EMPIRE MEDICINE AND REHABILITATION P.C., 33 HILLSIDE AVE, WILLISTON PARK, NY (https://www.google.com/maps/place/33%20HILLSIDE%20AVE,WILLISTON%20PARK,NY)	Graph	1	\$52,000.00	\$52,000.00	\$52,000.00	\$52,000.00
Totals	Graph	1	\$52,000.00	\$52,000.00	\$52,000.00	\$52,000.00

Latitude: 40.757567 Longitude: -73.982207						
Employer Name/Employer Address	Graph	Count	Mean Wage	Median Wage	Lowest Wage	Highest Wage
NATIONAL HOCKEY LEAGUE, 1185 AVENUE OF THE AMERICAS, NEW YORK, NY (https://www.google.com/maps/place/1185%20AVENUE%20OF%20THE%20AMERICAS,NEW%20YORK,NY)	Graph	1	\$50,128.00	\$50,128.00	\$50,128.00	\$50,128.00

Employer Name/Employer Address	Graph	Count	Mean Wage	Median Wage	Lowest Wage	Highest Wage
RMS COMPUTER CORP, 1185 AVENUE OF THE AMERICAS, NEW YORK, NY (https://www.google.com/maps/place/1185%20AVENUE%20OF%20THE%20AMERICAS,NEW%20YORK,NY)	Graph	1	\$84,000.00	\$84,000.00	\$84,000.00	\$84,000.00
RMS COMPUTER CORP., 1185 AVENUE OF THE AMERICAS, NEW YORK, NY (https://www.google.com/maps/place/1185%20AVENUE%20OF%20THE%20AMERICAS,NEW%20YORK,NY)	Graph	1	\$51,000.00	\$51,000.00	\$51,000.00	\$51,000.00
WP CAPITAL MANAGEMENT LP, 1185 AVENUE OF THE AMERICAS, NEW YORK, NY (https://www.google.com/maps/place/1185%20AVENUE%20OF%20THE%20AMERICAS,NEW%20YORK,NY)	Graph	1	\$100,000.00	\$100,000.00	\$100,000.00	\$100,000.00
AMERRA CAPITAL MANAGEMENT, LLC, 1185 AVENUE OF THE AMERICAS, NEW YORK, NY (https://www.google.com/maps/place/1185%20AVENUE%20OF%20THE%20AMERICAS,NEW%20YORK,NY)	Graph	3	\$146,666.67	\$155,000.00	\$110,000.00	\$175,000.00
KING & SPALDING LLP, 1185 AVENUE OF THE AMERICAS, NEW YORK, NY (https://www.google.com/maps/place/1185%20AVENUE%20OF%20THE%20AMERICAS,NEW%20YORK,NY)	Graph	3	\$155,000.00	\$170,000.00	\$125,000.00	\$170,000.00
Totals	Graph	10	\$119,012.80	\$110,000.00	\$50,128.00	\$175,000.00

Employer Name/Worksite Address	Graph	Count	Mean Wage	Median Wage	Lowest Wage	Highest Wage
PERSISTENT SYSTEMS, INC., 1185 AVE OF THE AMERICAS, NEW YORK, NY (https://www.google.com/maps/place/1185%20AVE%20OF%20THE%20AMERICAS,NEW%20YORK,NY)	Graph	1	\$64,813.00	\$64,813.00	\$64,813.00	\$64,813.00
RSM US LLP, 1185 AVENUE OF THE AMERICAS, NEW YORK CITY, NY (https://www.google.com/maps/place/1185%20AVENUE%20OF%20THE%20AMERICAS,NEW%20YORK%20CITY,NY)	Graph	1	\$190,000.00	\$190,000.00	\$190,000.00	\$190,000.00
UHY ADVISORS NY, INC., 1185 AVENUE OF THE AMERICAS, 38TH FLOOR, NEW YORK, NY (https://www.google.com/maps/place/1185%20AVENUE%20OF%20THE%20AMERICAS,%2038TH%20FLOOR,NEW%20YORK,NY)	Graph	1	\$76,500.00	\$76,500.00	\$76,500.00	\$76,500.00
KING & SPALDING LLP, 1185 AVENUE OF THE AMERICAS, NEW YORK, NY (https://www.google.com/maps/place/1185%20AVENUE%20OF%20THE%20AMERICAS,NEW%20YORK,NY)	Graph	13	\$131,711.85	\$125,000.00	\$125,000.00	\$131,711.85
Totals	Graph	16	\$127,722.94	\$110,000.00	\$76,500.00	\$190,000.00

Latitude: 40.757568 Longitude: -73.969409

Employer Name/Employer Address	Graph	Count	Mean Wage	Median Wage	Lowest Wage	Highest Wage
BEAUTY VISIONS LLC, 875 THIRD AVE., NEW YORK, NY (https://www.google.com/maps/place/875%20THIRD%20AVE.,NEW%20YORK,NY)	Graph	1	\$77,500.00	\$77,500.00	\$77,500.00	\$77,500.00
CARGO COSMETICS LLC, 875 THIRD AVENUE, NEW YORK, NY (https://www.google.com/maps/place/875%20THIRD%20AVENUE,NEW%20YORK,NY)	Graph	1	\$96,000.00	\$96,000.00	\$96,000.00	\$96,000.00
CERBERUS CAPITAL MANAGEMENT L.P., 875 THIRD AVENUE, NEW YORK, NY (https://www.google.com/maps/place/875%20THIRD%20AVENUE,NEW%20YORK,NY)	Graph	1	\$100,000.00	\$100,000.00	\$100,000.00	\$100,000.00
CERBERUS OPERATIONS AND ADVISORY COMPANY LLC, 875 THIRD AVENUE, NEW YORK, NY (https://www.google.com/maps/place/875%20THIRD%20AVENUE,NEW%20YORK,NY)	Graph	1	\$240,000.00	\$240,000.00	\$240,000.00	\$240,000.00
TPR HOLDINGS LLC, 875 3RD AVENUE, NEW YORK, NY (https://www.google.com/maps/place/875%203RD%20AVENUE,NEW%20YORK,NY)	Graph	1	\$60,000.00	\$60,000.00	\$60,000.00	\$60,000.00
SCHRODER INVESTMENT MANAGEMENT NORTH AMERICA INC., 875 THIRD AVENUE, NEW YORK, NY (https://www.google.com/maps/place/875%20THIRD%20AVENUE,NEW%20YORK,NY)	Graph	3	\$125,001.67	\$154,005.00	\$66,000.00	\$155,000.00
Totals	Graph	8	\$118,563.13	\$96,000.00	\$60,000.00	\$240,000.00

Employer Name/Worksite Address	Graph	Count	Mean Wage	Median Wage	Lowest Wage	Highest Wage
BUSINESS TECHNOLOGY SOFTWARE SOLUTIONS, INC, 875 THIRD AVENUE, 5TH FLOOR, NEW YORK, NY (https://www.google.com/maps/place/875%20THIRD%20AVENUE,%205TH%20FLOOR,NEW%20YORK,NY)	Graph	1	\$86,653.00	\$86,653.00	\$86,653.00	\$86,653.00
TATA CONSULTANCY SERVICES LIMITED, 875 3RD AVE, NEW YORK, NY (https://www.google.com/maps/place/875%203RD%20AVE,NEW%20YORK,NY)	Graph	1	\$71,781.00	\$71,781.00	\$71,781.00	\$71,781.00
CERBERUS CAPITAL MANAGEMENT L.P., 875 THIRD AVE., NEW YORK, NY (https://www.google.com/maps/place/875%20THIRD%20AVE.,NEW%20YORK,NY)	Graph	2	\$88,750.00	\$77,500.00	\$77,500.00	\$100,000.00
TPR HOLDINGS LLC, 875 3RD AVENUE, NEW YORK, NY (https://www.google.com/maps/place/875%203RD%20AVENUE,NEW%20YORK,NY)	Graph	2	\$75,188.00	\$60,000.00	\$60,000.00	\$90,376.00

Employer Name/Worksite Address	Graph	Count	Mean Wage	Median Wage	Lowest Wage	Highest Wage
CERBERUS OPERATIONS AND ADVISORY COMPANY LLC, 875 THIRD AVENUE, NEW YORK, NY (https://www.google.com/maps/place/875%20THIRD%20AVENUE,NEW%20YORK,NY)	Graph	9	\$205,444.44	\$154,005.00	\$66,000.00	\$750,000.00
MCKINSEY & COMPANY, INC. UNITED STATES, MCKINSEY & COMPANY, INC., NEW YORK, NY (https://www.google.com/maps/place/MCKINSEY%20%26%20COMPANY,%20INC.,NEW%20YORK,NY)	Graph	49	\$97,066.16	\$95,000.00	\$68,577.60	\$217,131.20
Totals	Graph	64	\$110,805.49	\$95,000.00	\$60,000.00	\$750,000.00

Latitude: 40.757612 Longitude: -73.923496

Employer Name/Employer Address	Graph	Count	Mean Wage	Median Wage	Lowest Wage	Highest Wage
PERIMETERWATCH TECHNOLOGIES, INC., 34-12 36TH STREET, ASTORIA, NY (https://www.google.com/maps/place/34-12%2036TH%20STREET,ASTORIA,NY)	Graph	2	\$73,367.00	\$61,734.00	\$61,734.00	\$85,000.00
Totals	Graph	2	\$73,367.00	\$61,734.00	\$61,734.00	\$85,000.00

Employer Name/Worksite Address	Graph	Count	Mean Wage	Median Wage	Lowest Wage	Highest Wage
PERIMETERWATCH TECHNOLOGIES, INC., 34-12 36TH STREET, ASTORIA, NY (https://www.google.com/maps/place/34-12%2036TH%20STREET,ASTORIA,NY)	Graph	2	\$73,367.00	\$61,734.00	\$61,734.00	\$85,000.00
Totals	Graph	2	\$73,367.00	\$61,734.00	\$61,734.00	\$85,000.00

Latitude: 40.757624 Longitude: -73.704562

Employer Name/Worksite Address	Graph	Count	Mean Wage	Median Wage	Lowest Wage	Highest Wage
NORTHWELL HEALTH, 450 LAKEVILLE ROAD, NEW HYDE PARK, NY (https://www.google.com/maps/place/450%20LAKEVILLE%20ROAD,NEW%20HYDE%20PARK,NY)	Graph	1	\$59,000.00	\$59,000.00	\$59,000.00	\$59,000.00
Totals	Graph	1	\$59,000.00	\$59,000.00	\$59,000.00	\$59,000.00

Latitude: 40.75763 Longitude: -73.975839

Employer Name/Employer Address	Graph	Count	Mean Wage	Median Wage	Lowest Wage	Highest Wage
CHALKSTREAM CAPITAL GROUP, L.P., 444 MADISON AVENUE, NEW YORK, NY (https://www.google.com/maps/place/444%20MADISON%20AVENUE,NEW%20YORK,NY)	Graph	1	\$75,000.00	\$75,000.00	\$75,000.00	\$75,000.00
CITY FINANCIAL INVESTMENT COMPANY (US), INC., 444 MADISON AVENUE, NEW YORK, NY (https://www.google.com/maps/place/444%20MADISON%20AVENUE,NEW%20YORK,NY)	Graph	1	\$181,000.00	\$181,000.00	\$181,000.00	\$181,000.00
GOTHAM CONSULTING PARTNERS LLC, 444 MADISON AVENUE, NEW YORK, NY (https://www.google.com/maps/place/444%20MADISON%20AVENUE,NEW%20YORK,NY)	Graph	1	\$190,000.00	\$190,000.00	\$190,000.00	\$190,000.00
MONEDA USA, INC., 444 MADISON AVENUE, NEW YORK, NY (https://www.google.com/maps/place/444%20MADISON%20AVENUE,NEW%20YORK,NY)	Graph	2	\$235,000.00	\$120,000.00	\$120,000.00	\$350,000.00
BURBERRY LIMITED, 444 MADISON AVENUE, NEW YORK, NY (https://www.google.com/maps/place/444%20MADISON%20AVENUE,NEW%20YORK,NY)	Graph	3	\$63,333.33	\$70,000.00	\$50,000.00	\$70,000.00
G.C. CONSULTANTS, INC., 444 MADISON AVENUE, NEW YORK, NY (https://www.google.com/maps/place/444%20MADISON%20AVENUE,NEW%20YORK,NY)	Graph	4	\$61,632.50	\$55,765.00	\$55,765.00	\$70,000.00
Totals	Graph	12	\$112,710.83	\$70,000.00	\$50,000.00	\$350,000.00

Employer Name/Worksite Address	Graph	Count	Mean Wage	Median Wage	Lowest Wage	Highest Wage
MONEDA USA, INC., 444 MADISON AVENUE, NEW YORK, NY (https://www.google.com/maps/place/444%20MADISON%20AVENUE,NEW%20YORK,NY)	Graph	16	\$106,143.50	\$70,000.00	\$50,000.00	\$350,000.00
Totals	Graph	16	\$106,143.50	\$70,000.00	\$50,000.00	\$350,000.00

Latitude: 40.757663 Longitude: -73.979181

Employer Name/Employer Address	Graph	Count	Mean Wage	Median Wage	Lowest Wage	Highest Wage
MANDARIN HOUSE (US) LIMITED, 22 WEST 48TH STREET,, NEW YORK, NY (https://www.google.com/maps/place/22%20WEST%2048TH%20STREET,,NEW%20YORK,NY)	Graph	1	\$45,676.80	\$45,676.80	\$45,676.80	\$45,676.80
PRAJAPATI ADVISORS LLP, 22 WEST 48TH STREET, NEW YORK, NY (https://www.google.com/maps/place/22%20WEST%2048TH%20STREET,NEW%20YORK,NY)	Graph	1	\$64,000.00	\$64,000.00	\$64,000.00	\$64,000.00
INDIAN GEMS INC., 22 WEST 48TH STREET, NEW YORK, NY (https://www.google.com/maps/place/22%20WEST%2048TH%20STREET,NEW%20YORK,NY)	Graph	2	\$64,812.80	\$64,812.80	\$64,812.80	\$64,812.80
PRISM USA INC, 22 WEST 48TH STREET, NEW YORK, NY (https://www.google.com/maps/place/22%20WEST%2048TH%20STREET,NEW%20YORK,NY)	Graph	2	\$57,200.00	\$56,160.00	\$56,160.00	\$58,240.00
SHAH DIAMONDS, INC., 22 WEST 48TH STREET, NEW YORK, NY (https://www.google.com/maps/place/22%20WEST%2048TH%20STREET,NEW%20YORK,NY)	Graph	2	\$84,590.00	\$84,590.00	\$84,590.00	\$84,590.00
Totals	Graph	8	\$65,360.30	\$64,000.00	\$45,676.80	\$84,590.00

Employer Name/Worksite Address	Graph	Count	Mean Wage	Median Wage	Lowest Wage	Highest Wage
MANDARIN HOUSE (US) LIMITED, 22 WEST 48TH STREET,, NEW YORK, NY (https://www.google.com/maps/place/22%20WEST%2048TH%20STREET,,NEW%20YORK,NY)	Graph	1	\$45,676.80	\$45,676.80	\$45,676.80	\$45,676.80
PRIME LEADERS HEALTH SERVICES, INC., 22 WEST 48TH STREET, NEW YORK, NY (https://www.google.com/maps/place/22%20WEST%2048TH%20STREET,NEW%20YORK,NY)	Graph	8	\$67,900.70	\$64,812.80	\$56,160.00	\$84,590.00
Totals	Graph	9	\$65,431.38	\$64,812.80	\$45,676.80	\$84,590.00

Latitude: 40.757696 Longitude: -73.693821

Employer Name/Worksite Address	Graph	Count	Mean Wage
JPMORGAN CHASE & CO., JPMORGAN CHASE & CO., 1985 MARCUS AVENUE, NEW HYDE PARK, NY (https://www.google.com/maps/place/JPMORGAN%20CHASE%20%26%20CO.,%201985%20MARCUS%20AVENUE,NEW%20HYDE%20PARK,NY)	Graph	1	\$162,900.00
SONATA SOFTWARE NORTH AMERICA, INC., 1985 MARCUS AVE, LAKE SUCCESS, NY (https://www.google.com/maps/place/1985%20MARCUS%20AVE,LAKE%20SUCCESS,NY)	Graph	4	\$71,500.00
Totals	Graph	5	\$89,780.00

Latitude: 40.757724 Longitude: -73.977379

Employer Name/Employer Address	Graph	Count	Mean Wage	Median Wage	Lowest Wage	Hig W
BRANDON VANCE LLC, 20 EAST 49TH STREET, NEW YORK, NY (https://www.google.com/maps/place/20%20EAST%2049TH%20STREET,NEW%20YORK,NY)	Graph	1	\$90,000.00	\$90,000.00	\$90,000.00	\$90,000.00
RIZWAN ABDUS SALAM P.E. CONSULTING ENGINEERS, 20 EAST 49TH STREET, SUITE 3 E, NEW YORK, NY (https://www.google.com/maps/place/20%20EAST%2049TH%20STREET,%20SUITE%203E,NEW%20YORK,NY)	Graph	1	\$80,205.00	\$80,205.00	\$80,205.00	\$80,205.00
RIZWAN ABDUS SALAM P.E. CONSULTING ENGINEERS, 20 EAST 49TH STREET, SUITE 3A, NEW YORK, NY (https://www.google.com/maps/place/20%20EAST%2049TH%20STREET,%20SUITE%203A,NEW%20YORK,NY)	Graph	2	\$62,200.00	\$62,200.00	\$62,200.00	\$62,200.00
Totals	Graph	4	\$73,651.25	\$62,200.00	\$62,200.00	\$90,000.00

Employer Name/Worksite Address	Graph	Count	Mean Wage	Median Wage	Lowest Wage	Highes Wage
BRANDON VANCE LLC, 20 EAST 49TH STREET, NEW YORK, NY (https://www.google.com/maps/place/20%20EAST%2049TH%20STREET,NEW%20YORK,NY)	Graph	1	\$90,000.00	\$90,000.00	\$90,000.00	\$90,000.00
RIZWAN ABDUS SALAM P.E. CONSULTING ENGINEERS, 20 EAST 49TH STREET, SUITE 3E, NEW YORK, NY (https://www.google.com/maps/place/20%20EAST%2049TH%20STREET,%20SUITE%203E,NEW%20YORK,NY)	Graph	1	\$80,205.00	\$80,205.00	\$80,205.00	\$80,205.00
RIZWAN ABDUS SALAM P.E. CONSULTING ENGINEERS, 20 EAST 49TH STREET, SUITE 3A, NEW YORK, NY (https://www.google.com/maps/place/20%20EAST%2049TH%20STREET,%20SUITE%203A,NEW%20YORK,NY)	Graph	2	\$62,200.00	\$62,200.00	\$62,200.00	\$62,200.00
Totals	Graph	4	\$73,651.25	\$62,200.00	\$62,200.00	\$90,000.00

Latitude: 40.757732 Longitude: -73.991893

Employer Name/Worksite Address	Graph	Count	Mean Wage	Median Wage	Lowest Wage	Highest Wage
CONTEXTMEDIA, INC., 114 W. 41ST STREET, NEW YORK, NY (https://www.google.com/maps/place/114%20W.%2041ST%20STREET,NEW%20YORK,NY)	Graph	1	\$225,000.00	\$225,000.00	\$225,000.00	\$225,000.00
IAC PUBLISHING LLC, 114 W 41ST STREET, NEW YORK, NY (https://www.google.com/maps/place/114%20W.%2041ST%20STREET,NEW%20YORK,NY)	Graph	1	\$110,000.00	\$110,000.00	\$110,000.00	\$110,000.00
CONTEXTMEDIA HEALTH, LLC, 114 WEST 41ST STREET, NEW YORK, NY (https://www.google.com/maps/place/114%20WEST%2041ST%20STREET,NEW%20YORK,NY)	Graph	2	\$62,000.00	\$62,000.00	\$62,000.00	\$62,000.00
Totals	Graph	4	\$114,750.00	\$62,000.00	\$62,000.00	\$225,000.00

Latitude: 40.757749 Longitude: -73.977439

Employer Name/Employer Address	Graph	Count	Mean Wage	Median Wage	Lowest Wage	Highest Wage
CELLO CAPITAL MANAGEMENT, LP, 12 E. 49TH ST., NEW YORK, NY (https://www.google.com/maps/place/12%20E.%2049TH%20ST.,NEW%20YORK,NY)	Graph	1	\$105,000.00	\$105,000.00	\$105,000.00	\$105,000.00
CELLO CAPITAL MANAGEMENT, LP, 12 E. 49TH STREET, NEW YORK, NY (https://www.google.com/maps/place/12%20E.%2049TH%20STREET,NEW%20YORK,NY)	Graph	1	\$105,000.00	\$105,000.00	\$105,000.00	\$105,000.00
GLOBAL INFRASTRUCTURE MANAGEMENT, LLC, 12 EAST 49TH STREET, NEW YORK, NY (https://www.google.com/maps/place/12%20EAST%2049TH%20STREET,NEW%20YORK,NY)	Graph	1	\$150,000.00	\$150,000.00	\$150,000.00	\$150,000.00
GRO INTELLIGENCE, INC., 12 EAST 49TH STREET, NEW YORK, NY (https://www.google.com/maps/place/12%20EAST%2049TH%20STREET,NEW%20YORK,NY)	Graph	1	\$110,000.00	\$110,000.00	\$110,000.00	\$110,000.00
HEALTHREVEAL, INC., 12 E. 49TH STREET, NEW YORK, NY (https://www.google.com/maps/place/12%20E.%2049TH%20STREET,NEW%20YORK,NY)	Graph	1	\$120,000.00	\$120,000.00	\$120,000.00	\$120,000.00
HEALTHREVEAL, INC., 12 EAST 49TH STREET, NEW YORK, NY (https://www.google.com/maps/place/12%20EAST%2049TH%20STREET,NEW%20YORK,NY)	Graph	1	\$170,000.00	\$170,000.00	\$170,000.00	\$170,000.00
QIC US INVESTMENT SERVICES INC., 12 EAST 49TH STREET, NEW YORK, NY (https://www.google.com/maps/place/12%20EAST%2049TH%20STREET,NEW%20YORK,NY)	Graph	1	\$128,000.00	\$128,000.00	\$128,000.00	\$128,000.00
STEINBERG ASSET MANAGEMENT, LLC, 12 EAST 49TH STREET, NEW YORK, NY (https://www.google.com/maps/place/12%20EAST%2049TH%20STREET,NEW%20YORK,NY)	Graph	1	\$125,000.00	\$125,000.00	\$125,000.00	\$125,000.00
GIA PARTNERS, LLC, 12 EAST 49TH STREET, NEW YORK, NY (https://www.google.com/maps/place/12%20EAST%2049TH%20STREET,NEW%20YORK,NY)	Graph	2	\$60,800.00	\$55,800.00	\$55,800.00	\$65,800.00
JD CAPITAL ADVISORS USA LLC, 12 EAST 49TH STREET, NEW YORK, NY (https://www.google.com/maps/place/12%20EAST%2049TH%20STREET,NEW%20YORK,NY)	Graph	2	\$77,700.00	\$75,000.00	\$75,000.00	\$80,400.00
Totals	Graph	12	\$107,500.00	\$105,000.00	\$55,800.00	\$170,000.00

Employer Name/Worksite Address	Graph	Count	Mean Wage	Median Wage	Lowest Wage	Hig W
GERARD FOX LAW P.C., 12 E. 49TH STREET, 26TH FLOOR, NEW YORK, NY (https://www.google.com/maps/place/12%20E.%2049TH%20STREET,%2026TH%20FLOOR,NEW%20YORK,NY)	Graph	1	\$120,000.00	\$120,000.00	\$120,000.00	\$120,
REPEQUITY, LLC, 12 E 49TH STREET, NEW YORK, NY (https://www.google.com/maps/place/12%20E.%2049TH%20STREET,NEW%20YORK,NY)	Graph	1	\$66,477.00	\$66,477.00	\$66,477.00	\$66,4
CELLO CAPITAL MANAGEMENT, LP, 12 E. 49TH ST., NEW YORK, NY (https://www.google.com/maps/place/12%20E.%2049TH%20ST.,NEW%20YORK,NY)	Graph	2	\$105,000.00	\$105,000.00	\$105,000.00	\$105,
GIA PARTNERS, LLC, 12 EAST 49TH STREET, NEW YORK, NY (https://www.google.com/maps/place/12%20EAST%2049TH%20STREET,NEW%20YORK,NY)	Graph	10	\$108,000.00	\$110,000.00	\$55,800.00	\$170,
Totals	Graph	14	\$105,462.64	\$105,000.00	\$55,800.00	\$170,

Latitude: 40.757753 Longitude: -73.973646

Employer Name/Worksite Address	Graph	Count	Mean Wage	Median Wage	Lowest Wage	Highest Wage
AMERICA TO GO, LLC, 345 PARK AVENUE, NEW YORK, NY (https://www.google.com/maps/place/345%20PARK%20AVENUE,NEW%20YORK,NY)	Graph	1	\$108,000.00	\$108,000.00	\$108,000.00	\$108,000.00
Totals	Graph	1	\$108,000.00	\$108,000.00	\$108,000.00	\$108,000.00

Latitude: 40.757779 Longitude: -73.977671

Employer Name/Employer Address	Graph	Count	Mean Wage	Median Wage	Lowest Wage	Highest Wage
DVB BANK SE, REPRESENTATIVE OFFICE NEW YORK, 609 FIFTH AVENUE, NEW YORK, NY (https://www.google.com/maps/place/609%20FIFTH%20AVENUE,NEW%20YORK,NY)	Graph	1	\$216,980.00	\$216,980.00	\$216,980.00	\$216,980.00
JEMMA WYNNE JEWELLERY LLC, 609 FIFTH AVENUE, NEW YORK, NY (https://www.google.com/maps/place/609%20FIFTH%20AVENUE,NEW%20YORK,NY)	Graph	1	\$60,000.00	\$60,000.00	\$60,000.00	\$60,000.00
JEMMA WYNNE JEWELLRY, 609 FIFTH AVENUE, NEW YORK, NY (https://www.google.com/maps/place/609%20FIFTH%20AVENUE,NEW%20YORK,NY)	Graph	9	\$60,000.00	\$60,000.00	\$60,000.00	\$60,000.00
Totals	Graph	11	\$74,270.91	\$60,000.00	\$60,000.00	\$216,980.00

Employer Name/Worksite Address	Graph	Count	Mean Wage	Median Wage	Lowest Wage	Highest Wage
DVB BANK SE, REPRESENTATIVE OFFICE NEW YORK, 609 FIFTH AVENUE, NEW YORK, NY (https://www.google.com/maps/place/609%20FIFTH%20AVENUE,NEW%20YORK,NY)	Graph	1	\$216,980.00	\$216,980.00	\$216,980.00	\$216,980.00
JEMMA WYNNE JEWELLRY, 609 5TH AVENUE, NEW YORK, NY (https://www.google.com/maps/place/609%205TH%20AVENUE,NEW%20YORK,NY)	Graph	10	\$60,000.00	\$60,000.00	\$60,000.00	\$60,000.00
Totals	Graph	11	\$74,270.91	\$60,000.00	\$60,000.00	\$216,980.00

Latitude: 40.757779 Longitude: -73.694411

Employer Name/Worksite Address	Graph	Count	Mean Wage	Median Wage	Lowest Wage	Highest Wage
CLOUDPOINT SYSTEMS INC., 1983 MARCUS AVE, NEW HYDE PARK, NY (https://www.google.com/maps/place/1983%20MARCUS%20AVE,NEW%20HYDE%20PARK,NY)	Graph	1	\$105,000.00	\$105,000.00	\$105,000.00	\$105,000.00
NORTHWELL HEALTH, 1983 MARCUS AVENUE, LAKE SUCCESS, NY (https://www.google.com/maps/place/1983%20MARCUS%20AVENUE,LAKE%20SUCCESS,NY)	Graph	4	\$125,446.26	\$122,771.04	\$74,000.00	\$175,014.00
Totals	Graph	5	\$121,357.01	\$122,771.04	\$74,000.00	\$175,014.00

Latitude: 40.757811 Longitude: -73.788356

Employer Name/Employer Address	Graph	Count	Mean Wage	Median Wage	Lowest Wage	Highest Wage
LAW OFFICE OF DAVID K. S. KIM, P.C., 193-08 NORTHERN BLVD, FLUSHING, NY (https://www.google.com/maps/place/193-08%20NORTHERN%20BLVD,FLUSHING,NY)	Graph	1	\$35,000.00	\$35,000.00	\$35,000.00	\$35,000.00
Totals	Graph	1	\$35,000.00	\$35,000.00	\$35,000.00	\$35,000.00

Employer Name/Worksite Address	Graph	Count	Mean Wage	Median Wage	Lowest Wage	Highest Wage
LAW OFFICE OF DAVID K. S. KIM, P.C., 193-08 NORTHERN BLVD, FLUSHING, NY (https://www.google.com/maps/place/193-08%20NORTHERN%20BLVD,FLUSHING,NY)	Graph	1	\$35,000.00	\$35,000.00	\$35,000.00	\$35,000.00
Totals	Graph	1	\$35,000.00	\$35,000.00	\$35,000.00	\$35,000.00

Latitude: 40.757815 Longitude: -73.989336

Employer Name/Employer Address	Graph	Count	Mean Wage	Median Wage	Lowest Wage	Highest Wage
REUTERS AMERICA LLC, 3 TIMES SQUARE, NEW YORK, NY (https://www.google.com/maps/place/3%20TIMES%20SQUARE,NEW%20YORK,NY)	Graph	1	\$46,205.00	\$46,205.00	\$46,205.00	\$46,205.00
THOMSON REUTERS (GRC) LLC, 3 TIMES SQUARE, NEW YORK, NY (https://www.google.com/maps/place/3%20TIMES%20SQUARE,NEW%20YORK,NY)	Graph	1	\$62,500.00	\$62,500.00	\$62,500.00	\$62,500.00
THOMSON REUTERS (GRC) INC., 3 TIMES SQUARE, NEW YORK, NY (https://www.google.com/maps/place/3%20TIMES%20SQUARE,NEW%20YORK,NY)	Graph	2	\$80,273.50	\$62,500.00	\$62,500.00	\$98,047.00
BMO CAPITAL MARKETS CORP, 3 TIMES SQUARE, NEW YORK, NY (https://www.google.com/maps/place/3%20TIMES%20SQUARE,NEW%20YORK,NY)	Graph	4	\$186,250.00	\$200,000.00	\$120,000.00	\$225,000.00

Employer Name/Employer Address	Graph	Count	Mean Wage	Median Wage	Lowest Wage	Highest Wage
THOMSON REUTERS HOLDINGS INC., 3 TIMES SQUARE, NEW YORK, NY (https://www.google.com/maps/place/3%20TIMES%20SQUARE,NEW%20YORK,NY)	Graph	6	\$128,614.17	\$119,685.00	\$115,000.00	\$154,000.00
THOMSON REUTERS HOLDINGS, INC., 3 TIMES SQUARE, NEW YORK, NY (https://www.google.com/maps/place/3%20TIMES%20SQUARE,NEW%20YORK,NY)	Graph	6	\$115,000.00	\$115,000.00	\$115,000.00	\$115,000.00
THOMSON REUTERS (MARKETS) LLC, 3 TIMES SQUARE, NEW YORK, NY (https://www.google.com/maps/place/3%20TIMES%20SQUARE,NEW%20YORK,NY)	Graph	58	\$111,380.63	\$102,988.99	\$59,053.00	\$190,000.00
Totals	Graph	78	\$114,564.27	\$115,000.00	\$46,205.00	\$225,000.00

Employer Name/Worksite Address	Graph	Count	Mean Wage	Median Wage	Lowest Wage	Highest Wage
THOMSON REUTERS HOLDINGS INC., 3 TIME SQUARE, NEW YORK, NY (https://www.google.com/maps/place/3%20TIME%20SQUARE,NEW%20YORK,NY)	Graph	1	\$115,000.00	\$115,000.00	\$115,000.00	\$115,000.00
FTI, LLC, THREE TIMES SQUARE, NEW YORK, NY (https://www.google.com/maps/place/THREE%20TIMES%20SQUARE,NEW%20YORK,NY)	Graph	3	\$122,898.00	\$108,555.00	\$82,139.00	\$178,000.00
FTI, LLC, 3 TIMES SQUARE, NEW YORK, NY (https://www.google.com/maps/place/3%20TIMES%20SQUARE,NEW%20YORK,NY)	Graph	86	\$111,298.34	\$108,555.00	\$38,917.00	\$225,000.00
Totals	Graph	90	\$111,726.13	\$108,555.00	\$38,917.00	\$225,000.00

Latitude: 40.757839 Longitude: -73.787435

Employer Name/Employer Address	Graph	Count	Mean Wage	Median Wage	Lowest Wage	Highest Wage
LAW OFFICE OF YONG IL JEONG.P.C., 194-02 NORTHERN BLVD. SUITE 201, FLUSHING, NY (https://www.google.com/maps/place/194-02%20NORTHERN%20BLVD.%20SUITE%20201,FLUSHING,NY)	Graph	1	\$45,843.20	\$45,843.20	\$45,843.20	\$45,843.20
TAN ARCHITECT P.C., 194-02 NORTHERN BLVD, FLUSHING, NY (https://www.google.com/maps/place/194-02%20NORTHERN%20BLVD,FLUSHING,NY)	Graph	1	\$63,752.00	\$63,752.00	\$63,752.00	\$63,752.00
Totals	Graph	2	\$54,797.60	\$45,843.20	\$45,843.20	\$63,752.00

Employer Name/Worksite Address	Graph	Count	Mean Wage	Median Wage	Lowest Wage	Highest Wage
LAW OFFICE OF YONG IL JEONG.P.C., 194-02 NORTHERN BLVD. SUITE 201, FLUSHING, NY (https://www.google.com/maps/place/194-02%20NORTHERN%20BLVD.%20SUITE%20201,FLUSHING,NY)	Graph	1	\$45,843.20	\$45,843.20	\$45,843.20	\$45,843.20
TAN ARCHITECT P.C., 194-02 NORTHERN BLVD., FLUSHING, NY (https://www.google.com/maps/place/194-02%20NORTHERN%20BLVD.,FLUSHING,NY)	Graph	1	\$63,752.00	\$63,752.00	\$63,752.00	\$63,752.00
Totals	Graph	2	\$54,797.60	\$45,843.20	\$45,843.20	\$63,752.00

Latitude: 40.757853 Longitude: -73.969364

Employer Name/Employer Address	Graph	Count	Mean Wage	Median Wage	Lowest Wage	Highest Wage
ONYX RENEWABLE PARTNERS L.P, 880 3RD AVENUE, NEW YORK, NY (https://www.google.com/maps/place/880%203RD%20AVENUE,NEW%20YORK,NY)	Graph	1	\$120,000.00	\$120,000.00	\$120,000.00	\$120,000.00
LEARNINGMATE SOLUTIONS, INC, 880 THIRD AVE, NEW YORK, NY (https://www.google.com/maps/place/880%20THIRD%20AVE,NEW%20YORK,NY)	Graph	2	\$79,000.00	\$78,000.00	\$78,000.00	\$80,000.00
QS INVESTORS HOLDINGS, LLC, 880 THIRD AVENUE, NEW YORK, NY (https://www.google.com/maps/place/880%20THIRD%20AVENUE,NEW%20YORK,NY)	Graph	7	\$114,285.71	\$125,000.00	\$100,000.00	\$125,000.00
Totals	Graph	10	\$107,800.00	\$100,000.00	\$78,000.00	\$125,000.00

Employer Name/Worksite Address	Graph	Count	Mean Wage	Median Wage	Lowest Wage	Highest Wage
LEARNINGMATE SOLUTIONS, INC, 880 THIRD AVE, NEW YORK, NY (https://www.google.com/maps/place/880%20THIRD%20AVE,NEW%20YORK,NY)	Graph	2	\$79,000.00	\$78,000.00	\$78,000.00	\$80,000.00

Employer Name/Worksite Address	Graph	Count	Mean Wage	Median Wage	Lowest Wage	Highest Wage
ACQUIA, INC., 880 3RD AVENUE, NEW YORK, NY (https://www.google.com/maps/place/880%203RD%20AVENUE,NEW%20YORK,NY)	Graph	3	\$133,333.33	\$120,000.00	\$120,000.00	\$160,000.00
QS INVESTORS HOLDINGS, LLC, 880 THIRD AVENUE, NEW YORK, NY (https://www.google.com/maps/place/880%20THIRD%20AVENUE,NEW%20YORK,NY)	Graph	6	\$116,666.67	\$125,000.00	\$100,000.00	\$125,000.00
Totals	Graph	11	\$114,363.64	\$120,000.00	\$78,000.00	\$160,000.00

Latitude: 40.757857 Longitude: -73.977777

Employer Name/Employer Address	Graph	Count	Mean Wage	Median Wage	Lowest Wage	Highest Wage
PROMPT GEM IMPORTERS, INC., 608 5TH AVENUE, NEW YORK, NY (https://www.google.com/maps/place/608%205TH%20AVENUE,NEW%20YORK,NY)	Graph	1	\$60,340.80	\$60,340.80	\$60,340.80	\$60,340.80
Totals	Graph	1	\$60,340.80	\$60,340.80	\$60,340.80	\$60,340.80

Employer Name/Worksite Address	Graph	Count	Mean Wage	Median Wage	Lowest Wage	Highest Wage
PROMPT GEM IMPORTERS, INC., 608 5TH AVENUE, NEW YORK, NY (https://www.google.com/maps/place/608%205TH%20AVENUE,NEW%20YORK,NY)	Graph	1	\$60,340.80	\$60,340.80	\$60,340.80	\$60,340.80
Totals	Graph	1	\$60,340.80	\$60,340.80	\$60,340.80	\$60,340.80

Latitude: 40.757865 Longitude: -73.973401

Employer Name/Employer Address	Graph	Count	Mean Wage	Median Wage	Lowest Wage	Highest Wage
DEUTSCHE INVESTMENT MANAGEMENT AMERICAS INC., 345 PARK AVENUE, NEW YORK, NY (https://www.google.com/maps/place/345%20PARK%20AVENUE,NEW%20YORK,NY)	Graph	1	\$130,000.00	\$130,000.00	\$130,000.00	\$130,000.00
INDUSTRIAL DEVELOPMENT AGENCY (IRELAND), 345 PARK AVENUE, 17TH FLOOR, NEW YORK, NY (https://www.google.com/maps/place/345%20PARK%20AVENUE,%2017TH%20FLOOR,NEW%20YORK,NY)	Graph	1	\$65,748.80	\$65,748.80	\$65,748.80	\$65,748.80
NATIONAL FOOTBALL LEAGUE, 345 PARK AVENUE, NEW YORK, NY (https://www.google.com/maps/place/345%20PARK%20AVENUE,NEW%20YORK,NY)	Graph	1	\$130,000.00	\$130,000.00	\$130,000.00	\$130,000.00
WAFRA INVESTMENT ADVISORY GROUP INC., 345 PARK AVENUE, NEW YORK, NY (https://www.google.com/maps/place/345%20PARK%20AVENUE,NEW%20YORK,NY)	Graph	1	\$170,000.00	\$170,000.00	\$170,000.00	\$170,000.00
WAFRA INVESTMENT ADVISORY GROUP, INC., 345 PARK AVENUE, NEW YORK, NY (https://www.google.com/maps/place/345%20PARK%20AVENUE,NEW%20YORK,NY)	Graph	3	\$110,000.00	\$95,000.00	\$80,000.00	\$155,000.00
THE BLACKSTONE GROUP, 345 PARK AVENUE, NEW YORK, NY (https://www.google.com/maps/place/345%20PARK%20AVENUE,NEW%20YORK,NY)	Graph	34	\$111,036.91	\$94,000.00	\$72,500.00	\$206,024.00
Totals	Graph	41	\$112,219.60	\$95,000.00	\$65,748.80	\$206,024.00

Employer Name/Worksite Address	Graph	Count	Mean Wage	Median Wage	Lowest Wage	Highest Wage
INDUSTRIAL DEVELOPMENT AGENCY (IRELAND), 345 PARK AVENUE, 17TH FLOOR, NEW YORK, NY (https://www.google.com/maps/place/345%20PARK%20AVENUE,%2017TH%20FLOOR,NEW%20YORK,NY)	Graph	1	\$65,748.80	\$65,748.80	\$65,748.80	\$65,748.80
KPMG LLP, 345 PARK AVENUE, NEW YORK CITY, NY (https://www.google.com/maps/place/345%20PARK%20AVENUE,NEW%20YORK%20CITY,NY)	Graph	2	\$70,650.00	\$70,400.00	\$70,400.00	\$70,900.00
KPMG LLP, 345 PARK AVE, NEW YORK, NY (https://www.google.com/maps/place/345%20PARK%20AVE,NEW%20YORK,NY)	Graph	22	\$84,813.64	\$66,800.00	\$58,000.00	\$209,810.00
KPMG LLP, 345 PARK AVE., NEW YORK, NY (https://www.google.com/maps/place/345%20PARK%20AVE.,NEW%20YORK,NY)	Graph	40	\$74,381.55	\$62,000.00	\$58,600.00	\$162,000.00
KPMG LLP, 345 PARK AVENUE, NEW YORK, NY (https://www.google.com/maps/place/345%20PARK%20AVENUE,NEW%20YORK,NY)	Graph	171	\$92,847.07	\$85,000.00	\$55,744.00	\$215,000.00
Totals	Graph	236	\$88,665.51	\$77,500.00	\$55,744.00	\$215,000.00

Latitude: 40.757867 Longitude: -73.979242

Employer Name/Employer Address	Graph	Count	Mean Wage	Median Wage	Lowest Wage	Highest Wage
GAM USA, INC., ONE ROCKEFELLER PLAZA, NEW YORK, NY (https://www.google.com/maps/place/ONE%20ROCKEFELLER%20PLAZA,NEW%20YORK,NY)	Graph	1	\$120,000.00	\$120,000.00	\$120,000.00	\$120,000.00
PROPACT LLC, 1 ROCKEFELLER PLAZA, NEW YORK, NY (https://www.google.com/maps/place/1%20ROCKEFELLER%20PLAZA,NEW%20YORK,NY)	Graph	1	\$177,000.00	\$177,000.00	\$177,000.00	\$177,000.00
UNITED BANK FOR AFRICA, PLC., 1 ROCKEFELLER PLAZA, NEW YORK, NY (https://www.google.com/maps/place/1%20ROCKEFELLER%20PLAZA,NEW%20YORK,NY)	Graph	1	\$66,394.00	\$66,394.00	\$66,394.00	\$66,394.00
Totals	Graph	3	\$121,131.33	\$120,000.00	\$66,394.00	\$177,000.00

Employer Name/Worksite Address	Graph	Count	Mean Wage	Median Wage	Lowest Wage	Highest Wage
GAM USA, INC., ONE ROCKEFELLER PLAZA, NEW YORK, NY (https://www.google.com/maps/place/ONE%20ROCKEFELLER%20PLAZA,NEW%20YORK,NY)	Graph	1	\$120,000.00	\$120,000.00	\$120,000.00	\$120,000.00
FIXNETIX INC., 1 ROCKEFELLER PLAZA, 27TH FLOOR, NEW YORK, NY (https://www.google.com/maps/place/1%20ROCKEFELLER%20PLAZA,%2027TH%20FLOOR,NEW%20YORK,NY)	Graph	10	\$146,598.00	\$146,598.00	\$146,598.00	\$146,598.00
AT&T SERVICES, INC., 1 ROCKEFELLER PLAZA, NEW YORK, NY (https://www.google.com/maps/place/1%20ROCKEFELLER%20PLAZA,NEW%20YORK,NY)	Graph	12	\$120,958.43	\$112,510.00	\$66,394.00	\$177,000.00
Totals	Graph	23	\$132,064.40	\$146,598.00	\$66,394.00	\$177,000.00

Latitude: 40.757882 Longitude: -73.971436

Employer Name/Employer Address	Graph	Count	Mean Wage	Median Wage	Lowest Wage	Highest Wage
GLOBAL X MANAGEMENT COMPANY, LLC, 600 LEXINGTON AVENUE, NEW YORK, NY (https://www.google.com/maps/place/600%20LEXINGTON%20AVENUE,NEW%20YORK,NY)	Graph	1	\$65,800.00	\$65,800.00	\$65,800.00	\$65,800.00
MKP CAPITAL MANAGEMENT, L.L.C., 600 LEXINGTON AVENUE, NEW YORK, NY (https://www.google.com/maps/place/600%20LEXINGTON%20AVENUE,NEW%20YORK,NY)	Graph	2	\$122,013.00	\$114,026.00	\$114,026.00	\$130,000.00
MKP CAPITAL MANAGEMENT, LLC, 600 LEXINGTON AVENUE, NEW YORK, NY (https://www.google.com/maps/place/600%20LEXINGTON%20AVENUE,NEW%20YORK,NY)	Graph	3	\$151,666.67	\$180,000.00	\$90,000.00	\$185,000.00
Totals	Graph	6	\$127,471.00	\$114,026.00	\$65,800.00	\$185,000.00

Employer Name/Worksite Address	Graph	Count	Mean Wage	Median Wage	Lowest Wage	Highest Wage
MKP CAPITAL MANAGEMENT, LLC, 600 LEXINGTON AVENUE, NEW YORK, NY (https://www.google.com/maps/place/600%20LEXINGTON%20AVENUE,NEW%20YORK,NY)	Graph	7	\$124,260.86	\$114,026.00	\$65,800.00	\$185,000.00
Totals	Graph	7	\$124,260.86	\$114,026.00	\$65,800.00	\$185,000.00

Latitude: 40.757887 Longitude: -73.98181

Employer Name/Worksite Address	Graph	Count	Mean Wage	Median Wage	Lowest Wage	Highest Wage
INVESCO GROUP SERVICES, INC., 1666 AVENUE OF THE AMERICAS, NEW YORK, NY (https://www.google.com/maps/place/1666%20AVENUE%20OF%20THE%20AMERICAS,NEW%20YORK,NY)	Graph	1	\$100,000.00	\$100,000.00	\$100,000.00	\$100,000.00
MORGAN STANLEY SERVICES GROUP, INC., 1221 AVENUE OF THE AMERICAS, NEW YORK, NY (https://www.google.com/maps/place/1221%20AVENUE%20OF%20THE%20AMERICAS,NEW%20YORK,NY)	Graph	1	\$140,000.00	\$140,000.00	\$140,000.00	\$140,000.00
Totals	Graph	2	\$120,000.00	\$100,000.00	\$100,000.00	\$140,000.00

Latitude: 40.75789 Longitude: -73.969174

Employer Name/Employer Address	Graph	Count	Mean Wage	Median Wage	Lowest Wage	Highest Wage
BCAM USA LLC, 885 THIRD AVENUE, NEW YORK, NY (https://www.google.com/maps/place/885%20THIRD%20AVENUE,NEW%20YORK,NY)	Graph	1	\$135,000.00	\$135,000.00	\$135,000.00	\$135,000.00
ITAU CORPBANCA NEW YORK BRANCH, 885 THIRD AVENUE, NEW YORK, NY (https://www.google.com/maps/place/885%20THIRD%20AVENUE,NEW%20YORK,NY)	Graph	2	\$103,812.50	\$81,625.00	\$81,625.00	\$126,000.00

Employer Name/Employer Address	Graph	Count	Mean Wage	Median Wage	Lowest Wage	Highest Wage
ITAU CORPBANCA NEW YORK BRANCH, 885 THIRD AVE., 33RD FLOOR, NEW YORK, NY (https://www.google.com/maps/place/885%20THIRD%20AVE.,%2033RD%20FLOOR,NEW%20YORK,NY)	Graph	6	\$57,916.67	\$51,000.00	\$48,000.00	\$67,000.00
LATHAM & WATKINS LLP, 885 THIRD AVENUE, NEW YORK, NY (https://www.google.com/maps/place/885%20THIRD%20AVENUE,NEW%20YORK,NY)	Graph	34	\$198,676.47	\$180,000.00	\$150,000.00	\$315,000.00
Totals	Graph	43	\$173,142.44	\$180,000.00	\$48,000.00	\$315,000.00

Employer Name/Worksite Address	Graph	Count	Mean Wage	Median Wage	Lowest Wage	Highest Wage
ITAU CORPBANCA NEW YORK BRANCH, 885 THIRD AVE., 33RD FLOOR, NEW YORK, NY (https://www.google.com/maps/place/885%20THIRD%20AVE.,%2033RD%20FLOOR,NEW%20YORK,NY)	Graph	1	\$51,000.00	\$51,000.00	\$51,000.00	\$51,000.00
PRICEWATERHOUSECOOPERS LLP, 885 3RD AVENUE, NEW YORK, NY (https://www.google.com/maps/place/885%203RD%20AVENUE,NEW%20YORK,NY)	Graph	1	\$67,800.00	\$67,800.00	\$67,800.00	\$67,800.00
STEPSTONE GROUP LP, 885 THIRD AVE, NEW YORK, NY (https://www.google.com/maps/place/885%20THIRD%20AVE,NEW%20YORK,NY)	Graph	1	\$125,000.00	\$125,000.00	\$125,000.00	\$125,000.00
ITAU CORPBANCA NEW YORK BRANCH, 885 3RD AVE., 33RD FLOOR, NEW YORK, NY (https://www.google.com/maps/place/885%203RD%20AVE.,%2033RD%20FLOOR,NEW%20YORK,NY)	Graph	5	\$59,300.00	\$66,500.00	\$48,000.00	\$67,000.00
LATHAM & WATKINS LLP, 885 THIRD AVENUE, NEW YORK, NY (https://www.google.com/maps/place/885%20THIRD%20AVENUE,NEW%20YORK,NY)	Graph	38	\$189,661.18	\$180,000.00	\$81,625.00	\$315,000.00
Totals	Graph	46	\$168,422.28	\$180,000.00	\$48,000.00	\$315,000.00

Latitude: 40.757918 Longitude: -73.979784

Employer Name/Employer Address	Graph	Count	Mean Wage	Median Wage	Lowest Wage	Highest Wage
VALENTIN & KALICH JEWELLRY MFG, LTD., 42 WEST 48TH STREET, NEW YORK, NY (https://www.google.com/maps/place/42%20WEST%2048TH%20STREET,NEW%20YORK,NY)	Graph	1	\$65,000.00	\$65,000.00	\$65,000.00	\$65,000.00
KAMA SCHACHTER JEWELRY, INC., 42 W 48TH ST, NEW YORK, NY (https://www.google.com/maps/place/42%20W%2048TH%20ST,NEW%20YORK,NY)	Graph	2	\$95,160.00	\$95,160.00	\$95,160.00	\$95,160.00
PRIMA GEMS USA, LLC, 42 W 48 STREET, NEW YORK, NY (https://www.google.com/maps/place/42%20W%2048%20STREET,NEW%20YORK,NY)	Graph	2	\$97,000.00	\$96,000.00	\$96,000.00	\$98,000.00
Totals	Graph	5	\$89,864.00	\$95,160.00	\$65,000.00	\$98,000.00

Employer Name/Worksite Address	Graph	Count	Mean Wage	Median Wage	Lowest Wage	Highest Wage
VALENTIN & KALICH JEWELLRY MFG, LTD., 42 WEST 48TH STREET, NEW YORK, NY (https://www.google.com/maps/place/42%20WEST%2048TH%20STREET,NEW%20YORK,NY)	Graph	1	\$65,000.00	\$65,000.00	\$65,000.00	\$65,000.00
KAMA SCHACHTER JEWELRY, INC., 42 W 48TH ST, NEW YORK, NY (https://www.google.com/maps/place/42%20W%2048TH%20ST,NEW%20YORK,NY)	Graph	2	\$95,160.00	\$95,160.00	\$95,160.00	\$95,160.00
PRIMA GEMS USA, LLC, 42 W 48 STREET, NEW YORK, NY (https://www.google.com/maps/place/42%20W%2048%20STREET,NEW%20YORK,NY)	Graph	2	\$97,000.00	\$96,000.00	\$96,000.00	\$98,000.00
Totals	Graph	5	\$89,864.00	\$95,160.00	\$65,000.00	\$98,000.00

Latitude: 40.757949 Longitude: -73.695441

Employer Name/Employer Address	Graph	Count	Mean Wage	Median Wage	Lowest Wage
COLLIERS INTERNATIONAL LI, INC., 1981 MARCUS AVENUE, SUITE E104, LAKE SUCCESS, NY (https://www.google.com/maps/place/1981%20MARCUS%20AVENUE,%20SUITE%20E104,LAKE%20SUCCESS,NY)	Graph	1	\$62,422.62	\$62,422.62	\$62,422.62
COPILOT PROVIDER SUPPORT SERVICES INC., 1981 MARCUS AVENUE SUITE C130, NEW HYDE PARK, NY (https://www.google.com/maps/place/1981%20MARCUS%20AVENUE%20SUITE%20C130,NEW%20HYDE%20PARK,NY)	Graph	1	\$120,000.00	\$120,000.00	\$120,000.00
NEW AGE UNDERWRITERS AGENCY, INC., 1981 MARCUS AVE, LAKE SUCCESS, NY (https://www.google.com/maps/place/1981%20MARCUS%20AVE,LAKE%20SUCCESS,NY)	Graph	1	\$47,444.80	\$47,444.80	\$47,444.80
Totals	Graph	3	\$76,622.47	\$62,422.62	\$47,444.80

Employer Name/Worksite Address	Graph	Count	Mean Wage	Median Wage	Lowest Wage
COLLIERS INTERNATIONAL LI, INC., 1981 MARCUS VENUE,SUITE E104, LAKE SUCCESS, NY (https://www.google.com/maps/place/1981%20MARCUS%20VENUE,SUITE%20E104,LAKE%20SUCCESS,NY)	Graph	1	\$62,422.62	\$62,422.62	\$62,422.62
COPILOT PROVIDER SUPPORT SERVICES INC., 1981 MARCUS AVENUE SUITE C130, NEW HYDE PARK, NY (https://www.google.com/maps/place/1981%20MARCUS%20AVENUE%20SUITE%20C130,NEW%20HYDE%20PARK,NY)	Graph	1	\$120,000.00	\$120,000.00	\$120,000.00
NEW AGE UNDERWRITERS AGENCY, INC., 1981 MARCUS AVE, LAKE SUCCESS, NY (https://www.google.com/maps/place/1981%20MARCUS%20AVE,LAKE%20SUCCESS,NY)	Graph	1	\$47,444.80	\$47,444.80	\$47,444.80
Totals	Graph	3	\$76,622.47	\$62,422.62	\$47,444.80

Latitude: 40.757977 Longitude: -73.945522

Employer Name/Employer Address	Graph	Count	Mean Wage	Median Wage	Lowest Wage	Highest Wage
JOHN J. SAVIGNANO, C.P.A., P.C., 4746 VERNON BLVD, LONG ISLAND CITY, NY (https://www.google.com/maps/place/4746%20VERNON%20BLVD,LONG%20ISLAND%20CITY,NY)	Graph	1	\$56,160.00	\$56,160.00	\$56,160.00	\$56,160.00
Totals	Graph	1	\$56,160.00	\$56,160.00	\$56,160.00	\$56,160.00

Employer Name/Worksite Address	Graph	Count	Mean Wage	Median Wage	Lowest Wage	Highest Wage
JOHN J. SAVIGNANO, C.P.A., P.C., 4746 VERNON BLVD, LONG ISLAND CITY, NY (https://www.google.com/maps/place/4746%20VERNON%20BLVD,LONG%20ISLAND%20CITY,NY)	Graph	1	\$56,160.00	\$56,160.00	\$56,160.00	\$56,160.00
Totals	Graph	1	\$56,160.00	\$56,160.00	\$56,160.00	\$56,160.00

Latitude: 40.757978 Longitude: -73.981702

Employer Name/Worksite Address	Graph	Count	Mean Wage	Median Wage	Lowest Wage	Highest Wage
SPECTRUM COLORS GEMS INC., 1200 AVANUE OF AMERICAS, NEW YORK, NY (https://www.google.com/maps/place/1200%20AVANUE%20OF%20AMERICAS,NEW%20YORK,NY)	Graph	1	\$79,040.00	\$79,040.00	\$79,040.00	\$79,040.00
Totals	Graph	1	\$79,040.00	\$79,040.00	\$79,040.00	\$79,040.00

Latitude: 40.757989 Longitude: -73.979954

Employer Name/Employer Address	Graph	Count	Mean Wage	Median Wage	Lowest Wage	Highest Wage
R GEMS INC., 48 WEST 48TH STREET, NEW YORK, NY (https://www.google.com/maps/place/48%20WEST%2048TH%20STREET,NEW%20YORK,NY)	Graph	1	\$62,400.00	\$62,400.00	\$62,400.00	\$62,400.00
YNY JEWELS INC., 48 WEST 48TH. STREET, NEW YORK, NY (https://www.google.com/maps/place/48%20WEST%2048TH.%20STREET,NEW%20YORK,NY)	Graph	1	\$58,250.00	\$58,250.00	\$58,250.00	\$58,250.00
Totals	Graph	2	\$60,325.00	\$58,250.00	\$58,250.00	\$62,400.00

Employer Name/Worksite Address	Graph	Count	Mean Wage	Median Wage	Lowest Wage	Highest Wage
R GEMS INC., 48 WEST 48TH STREET, NEW YORK, NY (https://www.google.com/maps/place/48%20WEST%2048TH%20STREET,NEW%20YORK,NY)	Graph	1	\$62,400.00	\$62,400.00	\$62,400.00	\$62,400.00
YNY JEWELS INC., 48 WEST, 48TH. STREET, NEW YORK, NY (https://www.google.com/maps/place/48%20WEST,%2048TH.%20STREET,NEW%20YORK,NY)	Graph	1	\$58,250.00	\$58,250.00	\$58,250.00	\$58,250.00
Totals	Graph	2	\$60,325.00	\$58,250.00	\$58,250.00	\$62,400.00

Latitude: 40.758015 Longitude: -73.695838

Employer Name/Employer Address	Graph	Count	Mean Wage	Median Wage	Lowest Wage	Highest Wage

Employer Name/Employer Address	Graph	Count	Mean Wage	Median Wage	Lowest Wage	Highest Wage
EASTONE CAPITAL LLC, 1979 MARCUS AVENUE, NEW HYDE PARK, NY (https://www.google.com/maps/place/1979%20MARCUS%20AVENUE,NEW%20HYDE%20PARK,NY)	Graph	1	\$56,451.20	\$56,451.20	\$56,451.20	\$56,451.20
EYORK CONSULTING INC, 1979 MARCUS AVENUE, LAKE SUCCESS, NY (https://www.google.com/maps/place/1979%20MARCUS%20AVENUE,LAKE%20SUCCESS,NY)	Graph	1	\$76,000.00	\$76,000.00	\$76,000.00	\$76,000.00
REGULATOR CONSTRUCTION CORP., 1979 MARCUS AVENUE, LAKE SUCCESS, NY (https://www.google.com/maps/place/1979%20MARCUS%20AVENUE,LAKE%20SUCCESS,NY)	Graph	1	\$70,000.00	\$70,000.00	\$70,000.00	\$70,000.00
EYORK CONSULTING INC., 1979 MARCUS AVE., SUITE 210, NEW HYDE PARK, NY (https://www.google.com/maps/place/1979%20MARCUS%20AVE.,%20SUITE%20210,NEW%20HYDE%20PARK,NY)	Graph	14	\$60,000.00	\$60,000.00	\$60,000.00	\$60,000.00
ONCLOUD SOLUTIONS INC., 1979 MARCUS AVE, SUITE 210, NEW HYDE PARK, NY (https://www.google.com/maps/place/1979%20MARCUS%20AVE,%20SUITE%20210,NEW%20HYDE%20PARK,NY)	Graph	15	\$60,000.00	\$60,000.00	\$60,000.00	\$60,000.00
Totals	Graph	32	\$60,701.60	\$60,000.00	\$56,451.20	\$76,000.00

Employer Name/Worksite Address	Graph	Count	Mean Wage	Median Wage	Lowest Wage	Highest Wage
EASTONE CAPITAL LLC, 1979 MARCUS AVENUE, NEW HYDE PARK, NY (https://www.google.com/maps/place/1979%20MARCUS%20AVENUE,NEW%20HYDE%20PARK,NY)	Graph	1	\$56,451.20	\$56,451.20	\$56,451.20	\$56,451.20
APLOMB TECHNOLOGIES INC, 1979 MARCUS AVE, NEW HYDE, NY (https://www.google.com/maps/place/1979%20MARCUS%20AVE,NEW%20HYDE,NY)	Graph	2	\$60,000.00	\$60,000.00	\$60,000.00	\$60,000.00
REGULATOR CONSTRUCTION CORP., 1979 MARCUS AVENUE, LAKE SUCCESS, NY (https://www.google.com/maps/place/1979%20MARCUS%20AVENUE,LAKE%20SUCCESS,NY)	Graph	2	\$95,000.00	\$70,000.00	\$70,000.00	\$120,000.00
Totals	Graph	5	\$73,290.24	\$60,000.00	\$56,451.20	\$120,000.00

Latitude: 40.758017 Longitude: -73.968369

Employer Name/Employer Address	Graph	Count	Mean Wage	Median Wage	Lowest Wage	Highest Wage
ITERATIVE INSTINCT MANAGEMENT, L.P., 226 EAST 54TH STREET, NEW YORK, NY (https://www.google.com/maps/place/226%20EAST%2054TH%20STREET,NEW%20YORK,NY)	Graph	1	\$120,000.00	\$120,000.00	\$120,000.00	\$120,000.00
TROOPER FITNESS, LLC, 226 E 54TH ST. SUITE 600, NEW YORK, NY (https://www.google.com/maps/place/226%20E%2054TH%20ST.%20SUITE%20600,NEW%20YORK,NY)	Graph	1	\$59,190.00	\$59,190.00	\$59,190.00	\$59,190.00
Totals	Graph	2	\$89,595.00	\$59,190.00	\$59,190.00	\$120,000.00

Employer Name/Worksite Address	Graph	Count	Mean Wage	Median Wage	Lowest Wage	Highest Wage
ITERATIVE INSTINCT MANAGEMENT, L.P., 226 EAST 54TH STREET, NEW YORK, NY (https://www.google.com/maps/place/226%20EAST%2054TH%20STREET,NEW%20YORK,NY)	Graph	1	\$120,000.00	\$120,000.00	\$120,000.00	\$120,000.00
TROOPER FITNESS, LLC, 226 E 54TH ST. SUITE 600, NEW YORK, NY (https://www.google.com/maps/place/226%20E%2054TH%20ST.%20SUITE%20600,NEW%20YORK,NY)	Graph	1	\$59,190.00	\$59,190.00	\$59,190.00	\$59,190.00
Totals	Graph	2	\$89,595.00	\$59,190.00	\$59,190.00	\$120,000.00

Latitude: 40.758026 Longitude: -73.989749

Employer Name/Employer Address	Graph	Count	Mean Wage	Median Wage	Lowest Wage	Highest Wage
1199 SEIU UNITED HEALTHCARE WORKERS EAST, 310 WEST 43RD ST, NEW YORK, NY (https://www.google.com/maps/place/310%20WEST%2043RD%20ST,NEW%20YORK,NY)	Graph	1	\$119,300.00	\$119,300.00	\$119,300.00	\$119,300.00
Totals	Graph	1	\$119,300.00	\$119,300.00	\$119,300.00	\$119,300.00

Employer Name/Worksite Address	Graph	Count	Mean Wage	Median Wage	Lowest Wage	Highest Wage
1199 SEIU UNITED HEALTHCARE WORKERS EAST, 310 WEST 43RD STREET, NEW YORK, NY (https://www.google.com/maps/place/310%20WEST%2043RD%20STREET,NEW%20YORK,NY)	Graph	1	\$119,300.00	\$119,300.00	\$119,300.00	\$119,300.00
GO TOUR AMERICA LLC, 300 W 43RD STREET, NEW YORK, NY (https://www.google.com/maps/place/300%20W%2043RD%20STREET,NEW%20YORK,NY)	Graph	4	\$42,723.15	\$38,771.20	\$38,771.00	\$46,675.20

Employer Name/Worksite Address	Graph	Count	Mean Wage	Median Wage	Lowest Wage	Highest Wage
Totals	Graph	5	\$58,038.52	\$46,675.20	\$38,771.00	\$119,300.00

Latitude: 40.758027 Longitude: -73.97034

Employer Name/Worksite Address	Graph	Count	Mean Wage	Median Wage	Lowest Wage	Highest Wage
MEMORIAL SLOAN-KETTERING CANCER CENTER, 160 EAST 53RD STREET, NEW YORK, NY (https://www.google.com/maps/place/160%20EAST%2053RD%20STREET,NEW%20YORK,NY)	Graph	1	\$91,957.00	\$91,957.00	\$91,957.00	\$91,957.00
Totals	Graph	1	\$91,957.00	\$91,957.00	\$91,957.00	\$91,957.00

Latitude: 40.758042 Longitude: -73.936099

Employer Name/Worksite Address	Graph	Count	Mean Wage	Median Wage	Lowest Wage	Highest Wage
ACCENTURE LLP, 3113 23RD ST, ASTORIA, NY (https://www.google.com/maps/place/3113%2023RD%20ST,ASTORIA,NY)	Graph	1	\$102,500.00	\$102,500.00	\$102,500.00	\$102,500.00
Totals	Graph	1	\$102,500.00	\$102,500.00	\$102,500.00	\$102,500.00

Latitude: 40.758045 Longitude: -73.97764

Employer Name/Worksite Address	Graph	Count	Mean Wage	Median Wage	Lowest Wage	Highest Wage
NSV MANAGEMENT, LLC, 610 FIFTH AVENUE, NEW YORK, NY (https://www.google.com/maps/place/610%20FIFTH%20AVENUE,NEW%20YORK,NY)	Graph	1	\$150,000.00	\$150,000.00	\$150,000.00	\$150,000.00
Totals	Graph	1	\$150,000.00	\$150,000.00	\$150,000.00	\$150,000.00

Employer Name/Worksite Address	Graph	Count	Mean Wage	Median Wage	Lowest Wage	Highest Wage
NSV MANAGEMENT, LLC, 610 FIFTH AVENUE, NEW YORK, NY (https://www.google.com/maps/place/610%20FIFTH%20AVENUE,NEW%20YORK,NY)	Graph	2	\$126,000.00	\$102,000.00	\$102,000.00	\$150,000.00
Totals	Graph	2	\$126,000.00	\$102,000.00	\$102,000.00	\$150,000.00

Latitude: 40.758056 Longitude: -73.975366

Employer Name/Worksite Address	Graph	Count	Mean Wage	Median Wage	Lowest Wage	Highest Wage
LOTTE HOTEL NEW YORK PALACE LLC, 455 MADISON AVENUE, NEW YORK, NY (https://www.google.com/maps/place/455%20MADISON%20AVENUE,NEW%20YORK,NY)	Graph	1	\$61,800.00	\$61,800.00	\$61,800.00	\$61,800.00
Totals	Graph	1	\$61,800.00	\$61,800.00	\$61,800.00	\$61,800.00

Employer Name/Worksite Address	Graph	Count	Mean Wage	Median Wage	Lowest Wage	Highest Wage
LOTTE HOTEL NEW YORK PALACE LLC, 455 MADISON AVENUE, NEW YORK, NY (https://www.google.com/maps/place/455%20MADISON%20AVENUE,NEW%20YORK,NY)	Graph	1	\$61,800.00	\$61,800.00	\$61,800.00	\$61,800.00
Totals	Graph	1	\$61,800.00	\$61,800.00	\$61,800.00	\$61,800.00

Latitude: 40.75806 Longitude: -73.976236

Employer Name/Worksite Address	Graph	Count	Mean Wage	Median Wage	Lowest Wage	Highest Wage
NEW YORK DENTAL STUDIO PLLC, 18 EAST 50TH STREET, NEW YORK, NY (https://www.google.com/maps/place/18%20EAST%2050TH%20STREET,NEW%20YORK,NY)	Graph	1	\$109,241.60	\$109,241.60	\$109,241.60	\$109,241.60

Employer Name/Employer Address	Graph	Count	Mean Wage	Median Wage	Lowest Wage	Highest Wage
Totals	Graph	1	\$109,241.60	\$109,241.60	\$109,241.60	\$109,241.60

Employer Name/Worksite Address	Graph	Count	Mean Wage	Median Wage	Lowest Wage	Highest Wage
NEW YORK DENTAL STUDIO PLLC, 18 EAST 50TH STREET, NEW YORK, NY (https://www.google.com/maps/place/18%20EAST%2050TH%20STREET,NEW%20YORK,NY)	Graph	1	\$109,241.60	\$109,241.60	\$109,241.60	\$109,241.60
Totals	Graph	1	\$109,241.60	\$109,241.60	\$109,241.60	\$109,241.60

Latitude: 40.758101 Longitude: -73.730522

Employer Name/Employer Address	Graph	Count	Mean Wage	Median Wage	Lowest Wage	Highest Wage
LECE CORPORATION, 5601 MARATHON PARKWAY, DOUGLASTON, NY (https://www.google.com/maps/place/5601%20MARATHON%20PARKWAY,DOUGLASTON,NY)	Graph	1	\$62,400.00	\$62,400.00	\$62,400.00	\$62,400.00
Totals	Graph	1	\$62,400.00	\$62,400.00	\$62,400.00	\$62,400.00

Employer Name/Worksite Address	Graph	Count	Mean Wage	Median Wage	Lowest Wage	Highest Wage
LECE CORPORATION, 5601 MARATHON PARKWAY, DOUGLASTON, NY (https://www.google.com/maps/place/5601%20MARATHON%20PARKWAY,DOUGLASTON,NY)	Graph	1	\$62,400.00	\$62,400.00	\$62,400.00	\$62,400.00
Totals	Graph	1	\$62,400.00	\$62,400.00	\$62,400.00	\$62,400.00

Latitude: 40.758128 Longitude: -73.979216

Employer Name/Employer Address	Graph	Count	Mean Wage	Median Wage	Lowest Wage	Highest Wage
GALILEO GLOBAL ADVISORS LLC, TEN ROCKEFELLER PLAZA, NEW YORK, NY (https://www.google.com/maps/place/TEN%20ROCKEFELLER%20PLAZA,NEW%20YORK,NY)	Graph	1	\$82,118.40	\$82,118.40	\$82,118.40	\$82,118.40
JOEL PRICE INC., SUITE 1107 10 ROCKEFELLER PLAZA, NEW YORK, NY (https://www.google.com/maps/place/SUITE%201107%2010%20ROCKEFELLER%20PLAZA,NEW%20YORK,NY)	Graph	1	\$72,300.80	\$72,300.80	\$72,300.80	\$72,300.80
PAUL FISHER INC, 10 ROCKEFELLER PLAZA, NEW YORK, NY (https://www.google.com/maps/place/10%20ROCKEFELLER%20PLAZA,NEW%20YORK,NY)	Graph	1	\$75,000.00	\$75,000.00	\$75,000.00	\$75,000.00
Totals	Graph	3	\$76,473.07	\$75,000.00	\$72,300.80	\$82,118.40

Employer Name/Worksite Address	Graph	Count	Mean Wage	Median Wage	Lowest Wage	Highest Wage
GALILEO GLOBAL ADVISORS LLC, TEN ROCKEFELLER PLAZA, NEW YORK, NY (https://www.google.com/maps/place/TEN%20ROCKEFELLER%20PLAZA,NEW%20YORK,NY)	Graph	1	\$82,118.40	\$82,118.40	\$82,118.40	\$82,118.40
JOEL PRICE INC., SUITE 1107 10 ROCKEFELLER PLAZA, NEW YORK, NY (https://www.google.com/maps/place/SUITE%201107%2010%20ROCKEFELLER%20PLAZA,NEW%20YORK,NY)	Graph	1	\$72,300.80	\$72,300.80	\$72,300.80	\$72,300.80
ANALYSIS GROUP, INC., 10 ROCKEFELLER PLAZA, NEW YORK, NY (https://www.google.com/maps/place/10%20ROCKEFELLER%20PLAZA,NEW%20YORK,NY)	Graph	6	\$107,833.33	\$76,000.00	\$75,000.00	\$140,000.00
Totals	Graph	8	\$100,177.40	\$76,000.00	\$72,300.80	\$140,000.00

Latitude: 40.75813 Longitude: -73.704544

Employer Name/Worksite Address	Graph	Count	Mean Wage	Median Wage	Lowest Wage	Highest Wage
MONTEFIORE MEDICAL CENTER, 430 LAKEVILLE ROAD, NEW HYDE PARK, NY (https://www.google.com/maps/place/430%20LAKEVILLE%20ROAD,NEW%20HYDE%20PARK,NY)	Graph	1	\$60,900.00	\$60,900.00	\$60,900.00	\$60,900.00
Totals	Graph	1	\$60,900.00	\$60,900.00	\$60,900.00	\$60,900.00

Latitude: 40.758138 Longitude: -73.989846

Employer Name/Employer Address	Graph	Count	Mean Wage	Median Wage	Lowest Wage	Highest Wage
SOLERTIA CAPITAL ADVISORS LIMITED, 5 TIMES SQUARE, NEW YORK, NY (https://www.google.com/maps/place/5%20TIMES%20SQUARE,NEW%20YORK,NY)	Graph	1	\$250,000.00	\$250,000.00	\$250,000.00	\$250,000.00
Totals	Graph	1	\$250,000.00	\$250,000.00	\$250,000.00	\$250,000.00

Employer Name/Worksite Address	Graph	Count	Mean Wage	Median Wage	Lowest Wage	Highest Wage
ERNST & YOUNG U.S. LLP, 5 TIME SQUARE, NEW YORK, NY (https://www.google.com/maps/place/5%20TIME%20SQUARE,NEW%20YORK,NY)	Graph	1	\$85,000.00	\$85,000.00	\$85,000.00	\$85,000.00
ERNST & YOUNG U.S. LLP, FIVE TIMES SQUARE, NEW YORK, NY (https://www.google.com/maps/place/FIVE%20TIMES%20SQUARE,NEW%20YORK,NY)	Graph	1	\$115,000.00	\$115,000.00	\$115,000.00	\$115,000.00
HCL AMERICA, INC., 5 TIMES SQUARE., NEW YORK, NY (https://www.google.com/maps/place/5%20TIMES%20SQUARE.,NEW%20YORK,NY)	Graph	1	\$95,701.00	\$95,701.00	\$95,701.00	\$95,701.00
HCL AMERICA, INC., 5 TIMES SQUARE, NEW YORK CITY, NY (https://www.google.com/maps/place/5%20TIMES%20SQUARE,NEW%20YORK%20CITY,NY)	Graph	21	\$102,268.67	\$104,936.00	\$48,922.00	\$104,936.00
CAPGEMINI AMERICA INC, 5 TIMES SQ, NEW YORK, NY (https://www.google.com/maps/place/5%20TIMES%20SQ,NEW%20YORK,NY)	Graph	73	\$82,153.42	\$75,800.00	\$60,000.00	\$125,000.00
ERNST & YOUNG U.S. LLP, 5 TIMES SQUARE, NEW YORK, NY (https://www.google.com/maps/place/5%20TIMES%20SQUARE,NEW%20YORK,NY)	Graph	1392	\$96,597.28	\$90,000.00	\$48,922.00	\$263,221.00
Totals	Graph	1489	\$95,973.11	\$89,100.00	\$48,922.00	\$263,221.00

Latitude: 40.758138 Longitude: -73.982246

Employer Name/Employer Address	Graph	Count	Mean Wage	Median Wage	Lowest Wage
IFM INVESTORS (US) LLC, 114 WEST 47TH STREET, 26TH FLOOR, NEW YORK, NY (https://www.google.com/maps/place/114%20WEST%2047TH%20STREET,%2026TH%20FLOOR,NEW%20YORK,NY)	Graph	1	\$112,500.00	\$112,500.00	\$112,500.00
AXINN, VELTROP & HARKRIDER LLP, 114 WEST 47TH STREET, NEW YORK, NY (https://www.google.com/maps/place/114%20WEST%2047TH%20STREET,NEW%20YORK,NY)	Graph	3	\$186,666.67	\$190,000.00	\$180,000.00
IFM INVESTORS (US) LLC, 114 WEST 47TH STREET, NEW YORK, NY (https://www.google.com/maps/place/114%20WEST%2047TH%20STREET,NEW%20YORK,NY)	Graph	4	\$130,100.00	\$95,200.00	\$95,200.00
Totals	Graph	8	\$149,112.50	\$150,000.00	\$95,200.00

Employer Name/Worksite Address	Graph	Count	Mean Wage	Median Wage	Lowest Wage
IFM INVESTORS (US) LLC, 114 WEST 47TH STREET, 26TH FLOOR., NEW YORK, NY (https://www.google.com/maps/place/114%20WEST%2047TH%20STREET,%2026TH%20FLOOR.,NEW%20YORK,NY)	Graph	1	\$112,500.00	\$112,500.00	\$112,500.00
MERRILL LYNCH, 114 W 47TH STREET, NEW YORK, NY (https://www.google.com/maps/place/114%20W%2047TH%20STREET,NEW%20YORK,NY)	Graph	1	\$140,000.00	\$140,000.00	\$140,000.00
BAE SYSTEMS APPLIED INTELLIGENCE INC. & SUB F/K/A DETICA SOLUTIONS INC, 114 WEST 47TH STREET, NEW YORK, NY (https://www.google.com/maps/place/114%20WEST%2047TH%20STREET,NEW%20YORK,NY)	Graph	8	\$165,050.00	\$180,000.00	\$95,200.00
Totals	Graph	10	\$157,290.00	\$150,000.00	\$95,200.00

Latitude: 40.758147 Longitude: -73.989698

Employer Name/Employer Address	Graph	Count	Mean Wage	Median Wage	Lowest Wage	Highe Wag
BONJOUR USA TOURS, 311 WEST 43RD STREET, NEW YORK, NY (https://www.google.com/maps/place/311%20WEST%2043RD%20STREET,NEW%20YORK,NY)	Graph	1	\$40,000.00	\$40,000.00	\$40,000.00	\$40,000.00
CITI TREND FASHION CORP, 311 W 43RD STREET, NEW YORK, NY (https://www.google.com/maps/place/311%20W%2043RD%20STREET,NEW%20YORK,NY)	Graph	1	\$33,280.00	\$33,280.00	\$33,280.00	\$33,280.00
MATOMY USA INC., 311 W 43RD STREET, 12TH FLOOR, NEW YORK, NY (https://www.google.com/maps/place/311%20W%2043RD%20STREET,%2012TH%20FLOOR,NEW%20YORK,NY)	Graph	1	\$58,000.00	\$58,000.00	\$58,000.00	\$58,000.00
STUDIO DB ARCHITECTURE DPC, 311 WEST 43RD STREET, NEW YORK, NY (https://www.google.com/maps/place/311%20WEST%2043RD%20STREET,NEW%20YORK,NY)	Graph	2	\$66,048.00	\$57,096.00	\$57,096.00	\$75,000.00

Employer Name/Employer Address	Graph	Count	Mean Wage	Median Wage	Lowest Wage	Highest Wage
Totals	Graph	5	\$52,675.20	\$57,096.00	\$33,280.00	\$75,000

Employer Name/Worksite Address	Graph	Count	Mean Wage	Median Wage	Lowest Wage	Highest Wage
FIA TECHNOLOGY SERVICES, INC., 311 WEST 43RD STREET, NEW YORK, NY (https://www.google.com/maps/place/311%20WEST%2043RD%20STREET,NEW%20YORK,NY)	Graph	2	\$55,000.00	\$40,000.00	\$40,000.00	\$70,000.00
Totals	Graph	2	\$55,000.00	\$40,000.00	\$40,000.00	\$70,000.00

Latitude: 40.758153 Longitude: -73.985423

Employer Name/Employer Address	Graph	Count	Mean Wage	Median Wage	Lowest Wage	Highest Wage
EPIX ENTERTAINMENT LLC (F/K/A STUDIO 3 PARTNERS LLC), 1540 BROADWAY, NEW YORK, NY (https://www.google.com/maps/place/1540%20BROADWAY,NEW%20YORK,NY)	Graph	1	\$145,000.00	\$145,000.00	\$145,000.00	\$145,000.00
KEMP TECHNOLOGIES INC., 1540 BROADWAY, 23RD FLOOR, NEW YORK, NY (https://www.google.com/maps/place/1540%20BROADWAY,%2023RD%20FLOOR,NEW%20YORK,NY)	Graph	1	\$55,765.00	\$55,765.00	\$55,765.00	\$55,765.00
ROOSEVELT MANAGEMENT COMPANY LLC, 1540 BROADWAY, NEW YORK, NY (https://www.google.com/maps/place/1540%20BROADWAY,NEW%20YORK,NY)	Graph	1	\$60,000.00	\$60,000.00	\$60,000.00	\$60,000.00
VONTOBEL ASSET MANAGEMENT, INC., 1540 BROADWAY, NEW YORK, NY (https://www.google.com/maps/place/1540%20BROADWAY,NEW%20YORK,NY)	Graph	1	\$80,000.00	\$80,000.00	\$80,000.00	\$80,000.00
VONTOBEL SWISS WEALTH ADVISORS AG, NEW YORK BRANCH, 1540 BROADWAY, 40TH FLOOR, NEW YORK, NY (https://www.google.com/maps/place/1540%20BROADWAY,%2040TH%20FLOOR,NEW%20YORK,NY)	Graph	1	\$160,000.00	\$160,000.00	\$160,000.00	\$160,000.00
EPIX ENTERTAINMENT LLC, 1540 BROADWAY, NEW YORK, NY (https://www.google.com/maps/place/1540%20BROADWAY,NEW%20YORK,NY)	Graph	2	\$110,000.00	\$100,000.00	\$100,000.00	\$120,000.00
HYWIN US CAPITAL MANAGEMENT, LLC, 1540 BROADWAY, NEW YORK, NY (https://www.google.com/maps/place/1540%20BROADWAY,NEW%20YORK,NY)	Graph	2	\$101,250.00	\$82,500.00	\$82,500.00	\$120,000.00
Totals	Graph	9	\$102,585.00	\$100,000.00	\$55,765.00	\$160,000.00

Employer Name/Worksite Address	Graph	Count	Mean Wage	Median Wage	Lowest Wage	Highest Wage
EQUINIX, INC., 1540 BROADWAY, SUITE 3900, NEW YORK, NY (https://www.google.com/maps/place/1540%20BROADWAY,%20SUITE%203900,NEW%20YORK,NY)	Graph	1	\$131,840.00	\$131,840.00	\$131,840.00	\$131,840.00
ERNST & YOUNG U.S. LLP, 1540 BROADWAY, 25TH FLOOR, NEW YORK, NY (https://www.google.com/maps/place/1540%20BROADWAY,%2025TH%20FLOOR,NEW%20YORK,NY)	Graph	1	\$198,500.00	\$198,500.00	\$198,500.00	\$198,500.00
ERNST & YOUNG U.S. LLP, 1540 BROADWAY, 41ST FLOOR, NEW YORK, NY (https://www.google.com/maps/place/1540%20BROADWAY,%2041ST%20FLOOR,NEW%20YORK,NY)	Graph	1	\$150,000.00	\$150,000.00	\$150,000.00	\$150,000.00
KEMP TECHNOLOGIES INC., 1540 BROADWAY, 23RD FLOOR, NEW YORK, NY (https://www.google.com/maps/place/1540%20BROADWAY,%2023RD%20FLOOR,NEW%20YORK,NY)	Graph	1	\$55,765.00	\$55,765.00	\$55,765.00	\$55,765.00
TATA CONSULTANCY SERVICES LIMITED, 1540 BROADWAY SUITE, MANHATTAN, NY (https://www.google.com/maps/place/1540%20BROADWAY%20SUITE,MANHATTAN,NY)	Graph	1	\$75,795.00	\$75,795.00	\$75,795.00	\$75,795.00
ADOBE SYSTEMS INCORPORATED, 1540 BROADWAY, FLOOR 17, NEW YORK, NY (https://www.google.com/maps/place/1540%20BROADWAY,%20FLOOR%2017,NEW%20YORK,NY)	Graph	5	\$104,790.00	\$104,790.00	\$104,790.00	\$104,790.00
HYWIN US CAPITAL MANAGEMENT, LLC, 1540 BROADWAY, NEW YORK, NY (https://www.google.com/maps/place/1540%20BROADWAY,NEW%20YORK,NY)	Graph	340	\$95,084.63	\$90,813.00	\$60,000.00	\$174,900.00
Totals	Graph	350	\$95,613.21	\$90,813.00	\$55,765.00	\$198,500.00

Latitude: 40.758157 Longitude: -73.512047

Employer Name/Employer Address	Graph	Count	Mean Wage	Median Wage	Lowest Wage	Highest Wage
SCIARRA LABORATORIES, INC., 485-09 SOUTH BROADWAY, HICKSVILLE, NY (https://www.google.com/maps/place/485-09%20SOUTH%20BROADWAY,HICKSVILLE,NY)	Graph	1	\$67,100.00	\$67,100.00	\$67,100.00	\$67,100.00
Totals	Graph	1	\$67,100.00	\$67,100.00	\$67,100.00	\$67,100.00

Employer Name/Worksite Address	Graph	Count	Mean Wage	Median Wage	Lowest Wage	Highest Wage
SCIARRA LABORATORIES, INC., 485-09 SOUTH BROADWAY, HICKSVILLE, NY (https://www.google.com/maps/place/485-09%20%20SOUTH%20BROADWAY,HICKSVILLE,NY)	Graph	1	\$67,100.00	\$67,100.00	\$67,100.00	\$67,100.00
Totals	Graph	1	\$67,100.00	\$67,100.00	\$67,100.00	\$67,100.00

Latitude: 40.758165 Longitude: -73.828833

Employer Name/Worksite Address	Graph	Count	Mean Wage	Median Wage	Lowest Wage	Highest Wage
TROY LAW, PLLC, 41-25 KISSENA BLVD. SUITE 119, FLUSHING, NY (https://www.google.com/maps/place/41-25%20KISSENA%20BLVD.%20SUITE%20119,FLUSHING,NY)	Graph	1	\$82,000.00	\$82,000.00	\$82,000.00	\$82,000.00
Totals	Graph	1	\$82,000.00	\$82,000.00	\$82,000.00	\$82,000.00

Latitude: 40.758174 Longitude: -73.696657

Employer Name/Employer Address	Graph	Count	Mean Wage	Median Wage	Lowest Wage	Highest Wage
THE HAIN CELESTIAL GROUP, INC., 1111 MARCUS AVENUE, LAKE SUCCESS, NY (https://www.google.com/maps/place/1111%20MARCUS%20AVENUE,LAKE%20SUCCESS,NY)	Graph	2	\$127,500.00	\$115,000.00	\$115,000.00	\$140,000.00
DEALERTRACK, INC., 1111 MARCUS AVENUE, LAKE SUCCESS, NY (https://www.google.com/maps/place/1111%20MARCUS%20AVENUE,LAKE%20SUCCESS,NY)	Graph	3	\$138,333.33	\$140,000.00	\$135,000.00	\$140,000.00
Totals	Graph	5	\$134,000.00	\$140,000.00	\$115,000.00	\$140,000.00

Employer Name/Worksite Address	Graph	Count	Mean Wage	Median Wage	Lowest Wage	Highest Wage
AUTOTRADER.COM, INC., 1111 MARCUS DRIVE, LAKE SUCCESS, NY (https://www.google.com/maps/place/1111%20MARCUS%20DRIVE,LAKE%20SUCCESS,NY)	Graph	1	\$118,000.00	\$118,000.00	\$118,000.00	\$118,000.00
ACCENTURE LLP, 1111 MARCUS AVE, LAKE SUCCESS, NY (https://www.google.com/maps/place/1111%20MARCUS%20AVE,LAKE%20SUCCESS,NY)	Graph	2	\$85,841.00	\$60,382.00	\$60,382.00	\$111,300.00
THINKBRQ, 1111 MARCUS AVENUE, NEW HYDE PARK, NY (https://www.google.com/maps/place/1111%20MARCUS%20AVENUE,NEW%20HYDE%20PARK,NY)	Graph	3	\$110,000.00	\$110,000.00	\$90,000.00	\$130,000.00
NESS USA, INC., 1111 MARCUS AVE #3, LAKE SUCCESS, NY (https://www.google.com/maps/place/1111%20MARCUS%20AVE%20#3,LAKE%20SUCCESS,NY)	Graph	15	\$72,821.00	\$72,821.00	\$72,821.00	\$72,821.00
DEALERTRACK, INC., 1111 MARCUS AVENUE, LAKE SUCCESS, NY (https://www.google.com/maps/place/1111%20MARCUS%20AVENUE,LAKE%20SUCCESS,NY)	Graph	21	\$107,238.05	\$106,000.00	\$61,000.00	\$140,000.00
Totals	Graph	42	\$94,380.86	\$90,000.00	\$60,382.00	\$140,000.00

Latitude: 40.75818 Longitude: -73.980406

Employer Name/Employer Address	Graph	Count	Mean Wage	Median Wage	Lowest Wage	Highest Wage
ON PRESS GRAPHICS, INC., 64 W 48TH ST, NEW YORK, NY (https://www.google.com/maps/place/64%20W%2048TH%20ST,NEW%20YORK,NY)	Graph	1	\$91,000.00	\$91,000.00	\$91,000.00	\$91,000.00
WITNICK MANAGEMENT LLC, 64 WEST 48TH STREET, NEW YORK, NY (https://www.google.com/maps/place/64%20WEST%2048TH%20STREET,NEW%20YORK,NY)	Graph	1	\$101,254.40	\$101,254.40	\$101,254.40	\$101,254.40
Totals	Graph	2	\$96,127.20	\$91,000.00	\$91,000.00	\$101,254.40

Employer Name/Worksite Address	Graph	Count	Mean Wage	Median Wage	Lowest Wage	Highest Wage
ON PRESS GRAPHICS, INC., 64 W 48TH ST, NEW YORK, NY (https://www.google.com/maps/place/64%20W%2048TH%20ST,NEW%20YORK,NY)	Graph	1	\$91,000.00	\$91,000.00	\$91,000.00	\$91,000.00
WITNICK MANAGEMENT LLC, 64 WEST 48TH STREET, NEW YORK, NY (https://www.google.com/maps/place/64%20WEST%2048TH%20STREET,NEW%20YORK,NY)	Graph	1	\$101,254.40	\$101,254.40	\$101,254.40	\$101,254.40
Totals	Graph	2	\$96,127.20	\$91,000.00	\$91,000.00	\$101,254.40

Latitude: 40.758185 Longitude: -73.988187

Employer Name/Employer Address	Graph	Count	Mean Wage	Median Wage	Lowest Wage	Highest Wage
BYTEMARK, INC, 268 W. 44TH STREET, FLOOR 3, NEW YORK, NY (https://www.google.com/maps/place/268%20W.%2044TH%20STREET,%20FLOOR%203,NEW%20YORK,NY)	Graph	11	\$81,184.91	\$75,000.00	\$60,000.00	\$135,000.00
Totals	Graph	11	\$81,184.91	\$75,000.00	\$60,000.00	\$135,000.00

Employer Name/Worksite Address	Graph	Count	Mean Wage	Median Wage	Lowest Wage	Highest Wage
BYTEMARK, INC, 268 W 44TH STREET, NEW YORK, NY (https://www.google.com/maps/place/268%20W%2044TH%20STREET,NEW%20YORK,NY)	Graph	9	\$81,913.44	\$75,000.00	\$60,000.00	\$135,000.00
Totals	Graph	9	\$81,913.44	\$75,000.00	\$60,000.00	\$135,000.00

Latitude: 40.758198 Longitude: -73.960146

Employer Name/Employer Address	Graph	Count	Mean Wage	Median Wage	Lowest Wage	Highest Wage
GARDEN HOUSE (USA) INC., 40 SUTTON PLACE, NEW YORK, NY (https://www.google.com/maps/place/40%20SUTTON%20PLACE,NEW%20YORK,NY)	Graph	1	\$359,985.60	\$359,985.60	\$359,985.60	\$359,985.60
GARDEN HOUSE SCHOOL OF NEW YORK, 40 SUTTON PLACE, NEW YORK, NY (https://www.google.com/maps/place/40%20SUTTON%20PLACE,NEW%20YORK,NY)	Graph	1	\$567,964.80	\$567,964.80	\$567,964.80	\$567,964.80
Totals	Graph	2	\$463,975.20	\$359,985.60	\$359,985.60	\$567,964.80

Employer Name/Worksite Address	Graph	Count	Mean Wage	Median Wage	Lowest Wage	Highest Wage
GARDEN HOUSE SCHOOL OF NEW YORK, 40 SUTTON PLACE, NEW YORK, NY (https://www.google.com/maps/place/40%20SUTTON%20PLACE,NEW%20YORK,NY)	Graph	2	\$463,975.20	\$359,985.60	\$359,985.60	\$567,964.80
Totals	Graph	2	\$463,975.20	\$359,985.60	\$359,985.60	\$567,964.80

Latitude: 40.758216 Longitude: -73.988991

Employer Name/Employer Address	Graph	Count	Mean Wage	Median Wage	Lowest Wage	Highest Wage
ALLURE MARKETING CONCEPTS INC., 690 8TH AVENUE, 5TH FLOOR, NEW YORK, NY (https://www.google.com/maps/place/690%208TH%20AVENUE,%205TH%20FLOOR,NEW%20YORK,NY)	Graph	1	\$53,060.80	\$53,060.80	\$53,060.80	\$53,060.80
UNIVERSAL MARKETING & PROMOTIONS INC., 690 8TH AVENUE, 5TH FLOOR, NEW YORK, NY (https://www.google.com/maps/place/690%208TH%20AVENUE,%205TH%20FLOOR,NEW%20YORK,NY)	Graph	1	\$46,675.20	\$46,675.20	\$46,675.20	\$46,675.20
Totals	Graph	2	\$49,868.00	\$46,675.20	\$46,675.20	\$53,060.80

Employer Name/Worksite Address	Graph	Count	Mean Wage	Median Wage	Lowest Wage	Highest Wage
ALLURE MARKETING CONCEPTS INC., 690 8TH AVENUE, 5TH FLOOR, NEW YORK, NY (https://www.google.com/maps/place/690%208TH%20AVENUE,%205TH%20FLOOR,NEW%20YORK,NY)	Graph	1	\$53,060.80	\$53,060.80	\$53,060.80	\$53,060.80
UNIVERSAL MARKETING & PROMOTIONS INC., 690 8TH AVE., 5TH FLOOR, NEW YORK, NY (https://www.google.com/maps/place/690%208TH%20AVE.,%205TH%20FLOOR,NEW%20YORK,NY)	Graph	1	\$46,675.20	\$46,675.20	\$46,675.20	\$46,675.20
Totals	Graph	2	\$49,868.00	\$46,675.20	\$46,675.20	\$53,060.80

Latitude: 40.758221 Longitude: -73.973304

Employer Name/Employer Address	Graph	Count	Mean Wage	Median Wage	Lowest Wage	Highest Wage
CITCO CAPITAL SOLUTIONS INC., 350 PARK AVE., NEW YORK, NY (https://www.google.com/maps/place/350%20PARK%20AVE.,NEW%20YORK,NY)	Graph	1	\$120,000.00	\$120,000.00	\$120,000.00	\$120,000.00

Employer Name/Employer Address	Graph	Count	Mean Wage	Median Wage	Lowest Wage	Highest Wage
MW EAGLEWOOD AMERICAS LLC, 350 PARK AVE, NEW YORK, NY (https://www.google.com/maps/place/350%20PARK%20AVE,NEW%20YORK,NY)	Graph	1	\$125,000.00	\$125,000.00	\$125,000.00	\$125,000.00
MW EAGLEWOOD AMERICAS LLC, 350 PARK AVENUE, NEW YORK, NY (https://www.google.com/maps/place/350%20PARK%20AVENUE,NEW%20YORK,NY)	Graph	1	\$95,160.00	\$95,160.00	\$95,160.00	\$95,160.00
WAFRA CAPITAL PARTNERS, INC., 350 PARK AVENUE, NEW YORK, NY (https://www.google.com/maps/place/350%20PARK%20AVENUE,NEW%20YORK,NY)	Graph	1	\$150,000.00	\$150,000.00	\$150,000.00	\$150,000.00
SQUARE MILE CAPITAL MANAGEMENT LLC, 350 PARK AVENUE, NEW YORK, NY (https://www.google.com/maps/place/350%20PARK%20AVENUE,NEW%20YORK,NY)	Graph	2	\$105,000.00	\$90,000.00	\$90,000.00	\$120,000.00
CICC US SECURITIES, INC., 350 PARK AVENUE, NEW YORK, NY (https://www.google.com/maps/place/350%20PARK%20AVENUE,NEW%20YORK,NY)	Graph	4	\$97,100.00	\$80,000.00	\$72,400.00	\$145,000.00
Totals	Graph	10	\$108,856.00	\$95,160.00	\$72,400.00	\$150,000.00

Employer Name/Worksite Address	Graph	Count	Mean Wage	Median Wage	Lowest Wage	Highest Wage
CITCO CAPITAL SOLUTIONS INC., 350 PARK AVE., NEW YORK, NY (https://www.google.com/maps/place/350%20PARK%20AVE.,NEW%20YORK,NY)	Graph	1	\$120,000.00	\$120,000.00	\$120,000.00	\$120,000.00
INDO WELSH COMPANY INC, 350 PARK AVE, NEW YORK, NY (https://www.google.com/maps/place/350%20PARK%20AVE,NEW%20YORK,NY)	Graph	1	\$70,000.00	\$70,000.00	\$70,000.00	\$70,000.00
WAFRA CAPITAL PARTNERS, INC., 350 PARK AVENUE, NEW YORK, NY (https://www.google.com/maps/place/350%20PARK%20AVENUE,NEW%20YORK,NY)	Graph	10	\$103,152.20	\$91,000.00	\$62,962.00	\$150,000.00
Totals	Graph	12	\$101,793.50	\$91,000.00	\$62,962.00	\$150,000.00

Latitude: 40.758229 Longitude: -73.835044








Employer Name/Employer Address	Graph	Count	Mean Wage	Median Wage	Lowest Wage	Highest Wage
AMERICAN NEW LINE EXPRESS CORP., 132-05 ROOSEVELT AVE, FLUSHING, NY (https://www.google.com/maps/place/132-05%20ROOSEVELT%20AVE,FLUSHING,NY)	Graph	3	\$51,266.67	\$52,000.00	\$46,800.00	\$55,000.00
Totals	Graph	3	\$51,266.67	\$52,000.00	\$46,800.00	\$55,000.00

Employer Name/Worksite Address	Graph	Count	Mean Wage	Median Wage	Lowest Wage	Highest Wage
AMERICAN NEW LINE EXPRESS CORP., 132-05 ROOSEVELT AVE, FLUSHING, NY (https://www.google.com/maps/place/132-05%20ROOSEVELT%20AVE,FLUSHING,NY)	Graph	3	\$51,266.67	\$52,000.00	\$46,800.00	\$55,000.00
Totals	Graph	3	\$51,266.67	\$52,000.00	\$46,800.00	\$55,000.00





Latitude: 40.75824 Longitude: -73.971008

Employer Name/Employer Address	Graph	Count	Mean Wage	Median Wage	Lowest Wage	Highest Wage
COWEN AND COMPANY LLC, 599 LEXINGTON AVENUE, 27TH FLOOR, NEW YORK, NY (https://www.google.com/maps/place/599%20LEXINGTON%20AVENUE,%2027TH%20FLOOR,NEW%20YORK,NY)	Graph	1	\$250,000.00	\$250,000.00	\$250,000.00	\$250,000.00
COWEN, INC., 599 LEXINGTON AVENUE, NEW YORK, NY (https://www.google.com/maps/place/599%20LEXINGTON%20AVENUE,NEW%20YORK,NY)	Graph	1	\$110,000.00	\$110,000.00	\$110,000.00	\$110,000.00
FIRST STATE INVESTMENTS (US) LLC., 599 LEXINGTON AVENUE, NEW YORK, NY (https://www.google.com/maps/place/599%20LEXINGTON%20AVENUE,NEW%20YORK,NY)	Graph	1	\$154,500.00	\$154,500.00	\$154,500.00	\$154,500.00
JOSEPHSON & DOLINGER CPA'S, P.C., 599 LEXINGTON AVENUE, 12TH FLOOR, NEW YORK, NY (https://www.google.com/maps/place/599%20LEXINGTON%20AVENUE,%2012TH%20FLOOR,NEW%20YORK,NY)	Graph	1	\$70,000.00	\$70,000.00	\$70,000.00	\$70,000.00
JOSEPHSON & DOLINGER, CPA'S, P.C., 599 LEXINGTON AVENUE, 12TH FLOOR, NEW YORK, NY (https://www.google.com/maps/place/599%20LEXINGTON%20AVENUE,%2012TH%20FLOOR,NEW%20YORK,NY)	Graph	1	\$85,000.00	\$85,000.00	\$85,000.00	\$85,000.00
RAMIUS, LLC, 599 LEXINGTON AVENUE, NEW YORK, NY (https://www.google.com/maps/place/599%20LEXINGTON%20AVENUE,NEW%20YORK,NY)	Graph	1	\$66,000.00	\$66,000.00	\$66,000.00	\$66,000.00
RISK MITIGATION SOLUTIONS NEW YORK CORPORATION, 599 LEXINGTON AVENUE, NEW YORK, NY (https://www.google.com/maps/place/599%20LEXINGTON%20AVENUE,NEW%20YORK,NY)	Graph	1	\$146,058.00	\$146,058.00	\$146,058.00	\$146,058.00



Employer Name/Employer Address	Graph	Count	Mean Wage	Median Wage	Lowest Wage	Highest Wage
SHEARMAN & AMP; STERLING LLP, 599 LEXINGTON AVENUE, NEW YORK, NY (https://www.google.com/maps/place/599%20LEXINGTON%20AVENUE,NEW%20YORK,NY)		1	\$180,000.00	\$180,000.00	\$180,000.00	\$180,000.00
HAYFIN ADVISORS LLC, 599 LEXINGTON AVENUE, NEW YORK, NY (https://www.google.com/maps/place/599%20LEXINGTON%20AVENUE,NEW%20YORK,NY)		2	\$210,413.00	\$210,413.00	\$210,413.00	\$210,413.00
AKSIA LLC, 599 LEXINGTON AVENUE, NEW YORK, NY (https://www.google.com/maps/place/599%20LEXINGTON%20AVENUE,NEW%20YORK,NY)		3	\$80,666.67	\$66,000.00	\$66,000.00	\$110,000.00
COMMONWEALTH BANK OF AUSTRALIA, 599 LEXINGTON AVENUE, NEW YORK, NY (https://www.google.com/maps/place/599%20LEXINGTON%20AVENUE,NEW%20YORK,NY)		20	\$161,360.25	\$140,000.00	\$95,160.00	\$320,000.00
SHEARMAN & STERLING LLP, 599 LEXINGTON AVENUE, NEW YORK, NY (https://www.google.com/maps/place/599%20LEXINGTON%20AVENUE,NEW%20YORK,NY)		24	\$197,020.83	\$180,000.00	\$180,000.00	\$220,000.00
Totals		57	\$169,826.12	\$180,000.00	\$66,000.00	\$320,000.00

Employer Name/Worksite Address	Graph	Count	Mean Wage	Median Wage	Lowest Wage	Highest Wage
COWEN AND COMPANY LLC, 599 LEXINGTON AVENUE, 27TH FLOOR, NEW YORK, NY (https://www.google.com/maps/place/599%20LEXINGTON%20AVENUE,%2027TH%20FLOOR,NEW%20YORK,NY)		1	\$250,000.00	\$250,000.00	\$250,000.00	\$250,000.00
HURON CONSULTING SERVICES LLC, 599 LEXINGTON AVE, 25TH FLOOR, NEW YORK, NY (https://www.google.com/maps/place/599%20LEXINGTON%20AVE,%2025TH%20FLOOR,NEW%20YORK,NY)		1	\$112,000.00	\$112,000.00	\$112,000.00	\$112,000.00
HURON CONSULTING SERVICES LLC, 599 LEXINGTON AVE., NEW YORK, NY (https://www.google.com/maps/place/599%20LEXINGTON%20AVE.,NEW%20YORK,NY)		2	\$144,599.00	\$84,198.00	\$84,198.00	\$220,000.00
JOSEPHSON & DOLINGER CPA'S, P.C., 599 LEXINGTON AVENUE, 12TH FLOOR, NEW YORK, NY (https://www.google.com/maps/place/599%20LEXINGTON%20AVENUE,%2012TH%20FLOOR,NEW%20YORK,NY)		2	\$77,500.00	\$70,000.00	\$70,000.00	\$80,000.00
HURON CONSULTING SERVICES LLC, 599 LEXINGTON AVE, NEW YORK, NY (https://www.google.com/maps/place/599%20LEXINGTON%20AVE,NEW%20YORK,NY)		4	\$121,290.00	\$85,000.00	\$67,000.00	\$220,000.00
COMMONWEALTH BANK OF AUSTRALIA, 599 LEXINGTON AVENUE, NEW YORK, NY (https://www.google.com/maps/place/599%20LEXINGTON%20AVENUE,NEW%20YORK,NY)		85	\$150,893.31	\$170,000.00	\$66,000.00	\$320,000.00
Totals		95	\$148,603.04	\$160,000.00	\$66,000.00	\$320,000.00

Latitude: 40.758245 Longitude: -73.970518

Employer Name/Worksite Address	Graph	Count	Mean Wage	Median Wage	Lowest Wage	Highest Wage
CITIBANK, N.A., 153 E. 53RD STREET, NEW YORK, NY (https://www.google.com/maps/place/153%20E.%2053RD%20STREET,NEW%20YORK,NY)		3	\$163,333.33	\$160,000.00	\$130,000.00	\$200,000.00
CITIBANK, N.A., 153 E 53RD STREET, NEW YORK, NY (https://www.google.com/maps/place/153%20E%2053RD%20STREET,NEW%20YORK,NY)		4	\$152,500.00	\$125,000.00	\$70,000.00	\$250,000.00
CITIBANK, N.A., 153 EAST 53RD STREET, NEW YORK, NY (https://www.google.com/maps/place/153%20EAST%2053RD%20STREET,NEW%20YORK,NY)		28	\$95,714.29	\$105,000.00	\$85,000.00	\$105,000.00
Totals		35	\$108,000.00	\$105,000.00	\$70,000.00	\$250,000.00

Latitude: 40.758266 Longitude: -73.942797

Employer Name/Employer Address	Graph	Count	Mean Wage	Median Wage	Lowest Wage	Highest Wage
TRANSDERMAL RESEARCH PHARM LABORATORIES, LLC, 38-21 10TH STREET, LONG ISLAND CITY, NY (https://www.google.com/maps/place/38-21%2010TH%20STREET,LONG%20ISLAND%20CITY,NY)		2	\$58,753.50	\$47,507.00	\$47,507.00	\$70,000.00
Totals		2	\$58,753.50	\$47,507.00	\$47,507.00	\$70,000.00

Employer Name/Worksite Address	Graph	Count	Mean Wage	Median Wage	Lowest Wage	Highest Wage
TRANSDERMAL RESEARCH PHARM LABORATORIES, LLC, 38-21 10TH STREET, 2ND FLOOR, LONG ISLAND CITY, NY (https://www.google.com/maps/place/38-21%2010TH%20STREET,%202ND%20FLOOR,LONG%20ISLAND%20CITY,NY)		1	\$47,507.00	\$47,507.00	\$47,507.00	\$47,507.00

Employer Name/Worksite Address	Graph	Count	Mean Wage	Median Wage	Lowest Wage	Highest Wage
TRANSDERMAL RESEARCH PHARM LABORATORIES, LLC, 38-21 10TH STREET, LONG ISLAND CITY, NY (https://www.google.com/maps/place/38-21%2010TH%20STREET,LONG%20ISLAND%20CITY,NY)	Graph	1	\$70,000.00	\$70,000.00	\$70,000.00	\$70,000.00
Totals	Graph	2	\$58,753.50	\$47,507.00	\$47,507.00	\$70,000.00

Latitude: 40.758267 Longitude: -73.965083

Employer Name/Worksite Address	Graph	Count	Mean Wage	Median Wage	Lowest Wage	Highest Wage
SHK MANAGEMENT INC., 330 EAST 56TH STREET, NEW YORK, NY (https://www.google.com/maps/place/330%20EAST%2056TH%20STREET,NEW%20YORK,NY)	Graph	1	\$70,000.00	\$70,000.00	\$70,000.00	\$70,000.00
Totals	Graph	1	\$70,000.00	\$70,000.00	\$70,000.00	\$70,000.00

Latitude: 40.758304 Longitude: -73.978925

Employer Name/Employer Address	Graph	Count	Mean Wage	Median Wage	Lowest Wage	Highest Wage
LAZARD ASSET MANAGMENT LLC, 30 ROCKEFELLER PLAZA, NEW YORK, NY (https://www.google.com/maps/place/30%20ROCKEFELLER%20PLAZA,NEW%20YORK,NY)	Graph	1	\$140,000.00	\$140,000.00	\$140,000.00	\$140,000.00
LAZARD FRERES & CO. LLC, 30 ROCKEFELLER PLAZA, NEW YORK, NY (https://www.google.com/maps/place/30%20ROCKEFELLER%20PLAZA,NEW%20YORK,NY)	Graph	1	\$145,000.00	\$145,000.00	\$145,000.00	\$145,000.00
LAZARD ASSET MANAGEMENT LLC, 30 ROCKEFELLER PLAZA, NEW YORK, NY (https://www.google.com/maps/place/30%20ROCKEFELLER%20PLAZA,NEW%20YORK,NY)	Graph	7	\$123,214.29	\$110,000.00	\$62,500.00	\$210,000.00
LAZARD FRERES & CO. LLC, 30 ROCKEFELLER PLAZA, NEW YORK, NY (https://www.google.com/maps/place/30%20ROCKEFELLER%20PLAZA,NEW%20YORK,NY)	Graph	26	\$155,346.15	\$150,000.00	\$85,000.00	\$250,000.00
Totals	Graph	35	\$148,185.71	\$145,000.00	\$62,500.00	\$250,000.00

Employer Name/Worksite Address	Graph	Count	Mean Wage	Median Wage	Lowest Wage	Highest Wage
LAZARD FRERES & CO. LLC, 30 ROCKEFELLER PLAZA, NEW YORK, NY (https://www.google.com/maps/place/30%20ROCKEFELLER%20PLAZA,NEW%20%20YORK,NY)	Graph	1	\$150,000.00	\$150,000.00	\$150,000.00	\$150,000.00
LAZARD FRERES & CO. LLC, 30 ROCKEFELLER PLAZA, NEW YORK, NY (https://www.google.com/maps/place/30%20ROCKEFELLER%20PLAZA,NEW%20YORK,NY)	Graph	33	\$146,130.30	\$137,000.00	\$62,500.00	\$250,000.00
Totals	Graph	34	\$146,244.12	\$137,000.00	\$62,500.00	\$250,000.00

Latitude: 40.758334 Longitude: -73.834447

Employer Name/Worksite Address	Graph	Count	Mean Wage	Median Wage	Lowest Wage	Highest Wage
NEW WORLD MANAGEMENT INC, 13620 ROOSEVELT AVE, FLUSHING, NY (https://www.google.com/maps/place/13620%20ROOSEVELT%20AVE,FLUSHING,NY)	Graph	1	\$65,749.00	\$65,749.00	\$65,749.00	\$65,749.00
Totals	Graph	1	\$65,749.00	\$65,749.00	\$65,749.00	\$65,749.00

Latitude: 40.75835 Longitude: -73.940787

Employer Name/Employer Address	Graph	Count	Mean Wage	Median Wage	Lowest Wage	Highest Wage
MAYFLOWER INTERNATIONAL HOTEL GROUP INC, 3859 12TH STREET, LONG ISLAND CITY, NY (https://www.google.com/maps/place/3859%2012TH%20STREET,LONG%20ISLAND%20CITY,NY)	Graph	3	\$54,420.00	\$56,160.00	\$50,940.00	\$56,160.00
Totals	Graph	3	\$54,420.00	\$56,160.00	\$50,940.00	\$56,160.00

Employer Name/Worksite Address	Graph	Count	Mean Wage	Median Wage	Lowest Wage	Highest Wage
--------------------------------	-------	-------	-----------	-------------	-------------	--------------

Employer Name/Worksite Address	Graph	Count	Mean Wage	Median Wage	Lowest Wage	Highest Wage
MAYFLOWER INTERNATIONAL HOTEL GROUP INC, 3859 12TH STREET, LONG ISLAND CITY, NY (https://www.google.com/maps/place/3859%2012TH%20STREET, LONG%20ISLAND%20CITY, NY)	Graph	3	\$54,420.00	\$56,160.00	\$50,940.00	\$56,160.00
Totals	Graph	3	\$54,420.00	\$56,160.00	\$50,940.00	\$56,160.00

Latitude: 40.75837 Longitude: -73.988285

Employer Name/Worksite Address	Graph	Count	Mean Wage	Median Wage	Lowest Wage	Highest Wage
BYTEMARK, INC, 268 44TH STREET, NEW YORK, NY (https://www.google.com/maps/place/268%2044TH%20STREET, NEW%20YORK, NY)	Graph	2	\$77,906.50	\$65,000.00	\$65,000.00	\$90,813.00
Totals	Graph	2	\$77,906.50	\$65,000.00	\$65,000.00	\$90,813.00

Latitude: 40.75837 Longitude: -73.834063

Employer Name/Employer Address	Graph	Count	Mean Wage	Median Wage	Lowest Wage	Highest Wage
TCT CORP., 133-47 ROOSEVELT AVENUE, FLUSHING, NY (https://www.google.com/maps/place/133-47%20ROOSEVELT%20AVENUE, FLUSHING, NY)	Graph	1	\$49,920.00	\$49,920.00	\$49,920.00	\$49,920.00
Totals	Graph	1	\$49,920.00	\$49,920.00	\$49,920.00	\$49,920.00

Employer Name/Worksite Address	Graph	Count	Mean Wage	Median Wage	Lowest Wage	Highest Wage
TCT CORP., 133-47 ROOSEVELT AVENUE, FLUSHING, NY (https://www.google.com/maps/place/133-47%20ROOSEVELT%20AVENUE, FLUSHING, NY)	Graph	1	\$49,920.00	\$49,920.00	\$49,920.00	\$49,920.00
Totals	Graph	1	\$49,920.00	\$49,920.00	\$49,920.00	\$49,920.00

Latitude: 40.758372 Longitude: -73.960018

Employer Name/Worksite Address	Graph	Count	Mean Wage	Median Wage	Lowest Wage	Highest Wage
TMS MEDICAL ASSOCIATES OF NY, PLLC, 60 SUTTON PLACE, NEW YORK, NY (https://www.google.com/maps/place/60%20SUTTON%20PLACE, NEW%20YORK, NY)	Graph	2	\$74,672.00	\$74,672.00	\$74,672.00	\$74,672.00
Totals	Graph	2	\$74,672.00	\$74,672.00	\$74,672.00	\$74,672.00

Latitude: 40.758381 Longitude: -73.979032

Employer Name/Employer Address	Graph	Count	Mean Wage	Median Wage	Lowest Wage	Highest Wage
CHRISTIE'S INC, 20 ROCKEFELLER PLAZA, NEW YORK, NY (https://www.google.com/maps/place/20%20ROCKEFELLER%20PLAZA, NEW%20YORK, NY)	Graph	1	\$63,710.00	\$63,710.00	\$63,710.00	\$63,710.00
CHRISTIE'S INC., 20 ROCKEFELLER PLAZA, NEW YORK, NY (https://www.google.com/maps/place/20%20ROCKEFELLER%20PLAZA, NEW%20YORK, NY)	Graph	2	\$86,426.89	\$63,861.77	\$63,861.77	\$108,992.00
Totals	Graph	3	\$78,854.59	\$63,861.77	\$63,710.00	\$108,992.00

Employer Name/Worksite Address	Graph	Count	Mean Wage	Median Wage	Lowest Wage	Highest Wage
CHRISTIE'S INC., 20 ROCKEFELLER PLAZA, NEW YORK CITY, NY (https://www.google.com/maps/place/20%20ROCKEFELLER%20PLAZA, NEW%20YORK%20CITY, NY)	Graph	1	\$108,992.00	\$108,992.00	\$108,992.00	\$108,992.00
CHRISTIE'S INC, 20 ROCKEFELLER PLAZA, NEW YORK, NY (https://www.google.com/maps/place/20%20ROCKEFELLER%20PLAZA, NEW%20YORK, NY)	Graph	2	\$63,785.88	\$63,710.00	\$63,710.00	\$63,861.77
Totals	Graph	3	\$78,854.59	\$63,861.77	\$63,710.00	\$108,992.00

Latitude: 40.758398 Longitude: -73.981439

Employer Name/Employer Address	Graph	Count	Mean Wage	Median Wage	Lowest Wage	Highest Wage
THE JENSEN LAW FIRM PLLC, 1212 AVENUE OF THE AMERICAS, NEW YORK, NY (https://www.google.com/maps/place/1212%20AVENUE%20OF%20THE%20AMERICAS,NEW%20YORK,NY)	Graph	3	\$47,167.47	\$39,956.80	\$35,796.80	\$65,748.80
RAPAPORT DIAMOND CORPORATION, 1212 AVENUE OF THE AMERICAS, NEW YORK, NY (https://www.google.com/maps/place/1212%20AVENUE%20OF%20THE%20AMERICAS,NEW%20YORK,NY)	Graph	4	\$54,250.00	\$53,000.00	\$53,000.00	\$58,000.00
Totals	Graph	7	\$51,214.63	\$53,000.00	\$35,796.80	\$65,748.80

Employer Name/Worksite Address	Graph	Count	Mean Wage	Median Wage	Lowest Wage	Highest Wage
RAPAPORT DIAMOND CORPORATION, 1212 AVENUE OF THE AMERICAS, NEW YORK, NY (https://www.google.com/maps/place/1212%20AVENUE%20OF%20THE%20AMERICAS,NEW%20YORK,NY)	Graph	4	\$54,250.00	\$53,000.00	\$53,000.00	\$58,000.00
Totals	Graph	4	\$54,250.00	\$53,000.00	\$53,000.00	\$58,000.00

Latitude: 40.758398 Longitude: -73.977384

Employer Name/Employer Address	Graph	Count	Mean Wage	Median Wage	Lowest Wage	Highest Wage
DAVIS SELECTED ADVISERS, NY, 620 FIFTH AVENUE, NEW YORK, NY (https://www.google.com/maps/place/620%20FIFTH%20AVENUE,NEW%20YORK,NY)	Graph	1	\$200,000.00	\$200,000.00	\$200,000.00	\$200,000.00
Totals	Graph	1	\$200,000.00	\$200,000.00	\$200,000.00	\$200,000.00

Employer Name/Worksite Address	Graph	Count	Mean Wage	Median Wage	Lowest Wage	Highest Wage
NBCUNIVERSAL MEDIA, LLC, 620 FIFTH AVENUE, NEW YORK, NY (https://www.google.com/maps/place/620%20FIFTH%20AVENUE,NEW%20YORK,NY)	Graph	2	\$150,000.00	\$100,000.00	\$100,000.00	\$200,000.00
Totals	Graph	2	\$150,000.00	\$100,000.00	\$100,000.00	\$200,000.00

Latitude: 40.758403 Longitude: -73.972031

Employer Name/Worksite Address	Graph	Count	Mean Wage	Median Wage	Lowest Wage	Highest Wage
375 PARK FOOD LLC, 375 PARK AVENUE, NEW YORK, NY (https://www.google.com/maps/place/375%20PARK%20AVENUE,NEW%20YORK,NY)	Graph	1	\$90,000.00	\$90,000.00	\$90,000.00	\$90,000.00
SOFTPATH SYSTEM LLC, 375 PARK AVE FL 8, NEW YORK, NY (https://www.google.com/maps/place/375%20PARK%20AVE%20FL%208,NEW%20YORK,NY)	Graph	1	\$90,813.00	\$90,813.00	\$90,813.00	\$90,813.00
Totals	Graph	2	\$90,406.50	\$90,000.00	\$90,000.00	\$90,813.00

Latitude: 40.758428 Longitude: -73.970871

Employer Name/Employer Address	Graph	Count	Mean Wage	Median Wage	Lowest Wage	Highest Wage
APAX PARTNERS LP, 601 LEXINGTON AVENUE, NEW YORK, NY (https://www.google.com/maps/place/601%20LEXINGTON%20AVENUE,NEW%20YORK,NY)	Graph	1	\$96,000.00	\$96,000.00	\$96,000.00	\$96,000.00
BTG PACTUAL ASSET MANAGEMENT US LLC, 601 LEXINGTON AVENUE, NEW YORK, NY (https://www.google.com/maps/place/601%20LEXINGTON%20AVENUE,NEW%20YORK,NY)	Graph	2	\$100,000.00	\$80,000.00	\$80,000.00	\$120,000.00
ORBIMED ADVISORS LLC, 601 LEXINGTON AVENUE, NEW YORK, NY (https://www.google.com/maps/place/601%20LEXINGTON%20AVENUE,NEW%20YORK,NY)	Graph	2	\$137,500.00	\$125,000.00	\$125,000.00	\$150,000.00
FRESHFIELDS BRUCKHAUS DERINGER US LLP, 601 LEXINGTON AVENUE, NEW YORK, NY (https://www.google.com/maps/place/601%20LEXINGTON%20AVENUE,NEW%20YORK,NY)	Graph	12	\$221,666.69	\$210,000.00	\$180,000.00	\$300,000.00
KIRKLAND & ELLIS LLP, 601 LEXINGTON AVENUE, NEW YORK, NY (https://www.google.com/maps/place/601%20LEXINGTON%20AVENUE,NEW%20YORK,NY)	Graph	17	\$211,176.48	\$180,000.00	\$180,000.00	\$325,000.08
Totals	Graph	34	\$200,617.66	\$190,000.00	\$80,000.00	\$325,000.08

Employer Name/Worksite Address	Graph	Count	Mean Wage	Median Wage	Lowest Wage	Highest Wage
CITADEL LLC, 601 LEXINGTON AVENUE, NEW YORK, NY (https://www.google.com/maps/place/601%20LEXINGTON%20AVENUE,NEW%20YORK,NY)	Graph	82	\$179,024.40	\$175,000.00	\$80,000.00	\$325,000.08
Totals	Graph	82	\$179,024.40	\$175,000.00	\$80,000.00	\$325,000.08

Latitude: 40.75845 Longitude: -73.981564

Employer Name/Employer Address	Graph	Count	Mean Wage	Median Wage	Lowest Wage	Highest Wage
ANNALY MANAGEMENT COMPANY, LLC, 1211 AVENUE OF THE AMERICAS, NEW YORK, NY (https://www.google.com/maps/place/1211%20AVENUE%20OF%20THE%20AMERICAS,NEW%20YORK,NY)	Graph	1	\$121,000.00	\$121,000.00	\$121,000.00	\$121,000.00
CDPQ U.S. INC., 1211 AVENUE OF THE AMERICAS, NEW YORK, NY (https://www.google.com/maps/place/1211%20AVENUE%20OF%20THE%20AMERICAS,NEW%20YORK,NY)	Graph	1	\$136,635.00	\$136,635.00	\$136,635.00	\$136,635.00
CHIMERA INVESTMENT CORPORATION, 1211 AVENUE OF THE AMERICAS, NEW YORK, NY (https://www.google.com/maps/place/1211%20AVENUE%20OF%20THE%20AMERICAS,NEW%20YORK,NY)	Graph	1	\$190,000.00	\$190,000.00	\$190,000.00	\$190,000.00
NC TRANSACTION, INC., 1211 AVENUE OF THE AMERICAS, NEW YORK, NY (https://www.google.com/maps/place/1211%20AVENUE%20OF%20THE%20AMERICAS,NEW%20YORK,NY)	Graph	1	\$125,460.00	\$125,460.00	\$125,460.00	\$125,460.00
NORDEA BANK AB (PUBL), NEW YORK BRANCH, 1211 AVENUE OF THE AMERICAS, NEW YORK, NY (https://www.google.com/maps/place/1211%20AVENUE%20OF%20THE%20AMERICAS,NEW%20YORK,NY)	Graph	1	\$275,000.00	\$275,000.00	\$275,000.00	\$275,000.00
NUSSBAUM LAW GROUP, P.C., 1211 AVENUE OF THE AMERICAS, NEW YORK, NY (https://www.google.com/maps/place/1211%20AVENUE%20OF%20THE%20AMERICAS,NEW%20YORK,NY)	Graph	1	\$186,000.00	\$186,000.00	\$186,000.00	\$186,000.00
ORION RESOURCE PARTNERS (USA) LP, 1211 AVENUE OF THE AMERICAS, NEW YORK, NY (https://www.google.com/maps/place/1211%20AVENUE%20OF%20THE%20AMERICAS,NEW%20YORK,NY)	Graph	1	\$300,000.00	\$300,000.00	\$300,000.00	\$300,000.00
AXIS SPECIALTY U.S. SERVICES INC, 1211 AVENUE OF THE AMERICAS, NEW YORK, NY (https://www.google.com/maps/place/1211%20AVENUE%20OF%20THE%20AMERICAS,NEW%20YORK,NY)	Graph	2	\$130,000.00	\$105,000.00	\$105,000.00	\$155,000.00
21ST CENTURY FOX AMERICA INC., 1211 AVENUE OF THE AMERICAS, NEW YORK, NY (https://www.google.com/maps/place/1211%20AVENUE%20OF%20THE%20AMERICAS,NEW%20YORK,NY)	Graph	3	\$236,916.67	\$125,000.00	\$65,750.00	\$520,000.00
FOX NEWS NETWORK LLC, 1211 AVENUE OF THE AMERICAS, NEW YORK, NY (https://www.google.com/maps/place/1211%20AVENUE%20OF%20THE%20AMERICAS,NEW%20YORK,NY)	Graph	3	\$109,601.33	\$114,345.00	\$80,000.00	\$134,459.00
DOW JONES & COMPANY, INC., 1211 AVENUE OF THE AMERICAS, NEW YORK, NY (https://www.google.com/maps/place/1211%20AVENUE%20OF%20THE%20AMERICAS,NEW%20YORK,NY)	Graph	5	\$132,560.00	\$130,000.00	\$110,000.00	\$160,000.00
Totals	Graph	20	\$164,822.45	\$130,000.00	\$65,750.00	\$520,000.00

Employer Name/Worksite Address	Graph	Count	Mean Wage	Median Wage	Lowest Wage	Highest Wage
INFOSYS LIMITED, 1211 AVE OF THE AMERICAS, NEW YORK, NY (https://www.google.com/maps/place/1211%20AVE%20OF%20THE%20AMERICAS,NEW%20YORK,NY)	Graph	1	\$88,452.00	\$88,452.00	\$88,452.00	\$88,452.00
NORDEA BANK AB (PUBL), NEW YORK BRANCH, 1211 AVENUE OF THE AMERICAS, FLOOR 23, NEW YORK, NY (https://www.google.com/maps/place/1211%20AVENUE%20OF%20THE%20AMERICAS,%20FLOOR%2023,NEW%20YORK,NY)	Graph	1	\$275,000.00	\$275,000.00	\$275,000.00	\$275,000.00
DOW JONES AND COMPANY, 1211 AVENUE OF THE AMERICAS, NEW YORK, NY (https://www.google.com/maps/place/1211%20AVENUE%20OF%20THE%20AMERICAS,NEW%20YORK,NY)	Graph	76	\$137,106.07	\$110,000.00	\$110,000.00	\$47,000.00
Totals	Graph	78	\$138,250.17	\$110,000.00	\$110,000.00	\$47,000.00

Latitude: 40.758456 Longitude: -73.990773

Employer Name/Worksite Address	Graph	Count	Mean Wage	Median Wage	Lowest Wage	Highest Wage
ICON CLINICAL RESEARCH LLC, 350 WEST 43RD STREET, NEW YORK, NY (https://www.google.com/maps/place/350%20WEST%2043RD%20STREET,NEW%20YORK,NY)	Graph	1	\$99,750.00	\$99,750.00	\$99,750.00	\$99,750.00
Totals	Graph	1	\$99,750.00	\$99,750.00	\$99,750.00	\$99,750.00

Latitude: 40.758462 Longitude: -73.968921

Employer Name/Employer Address	Graph	Count	Mean Wage	Median Wage	Lowest Wage	Highest Wage
--------------------------------	-------	-------	-----------	-------------	-------------	--------------

Employer Name/Employer Address	Graph	Count	Mean Wage	Median Wage	Lowest Wage	Highest Wage
DAVIES WARD PHILLIPS & VINEBERG LLP, 900 THIRD AVENUE, NEW YORK, NY (https://www.google.com/maps/place/900%20THIRD%20AVENUE,NEW%20YORK,NY)	Graph	1	\$180,000.00	\$180,000.00	\$180,000.00	\$180,000.00
NEXTERA CAPITAL LP, 900 THIRD AVENUE, NEW YORK, NY (https://www.google.com/maps/place/900%20THIRD%20AVENUE,NEW%20YORK,NY)	Graph	1	\$100,000.00	\$100,000.00	\$100,000.00	\$100,000.00
SHISEIDO AMERICAS CORPORATION, 900 THIRD AVENUE, NEW YORK, NY (https://www.google.com/maps/place/900%20THIRD%20AVENUE,NEW%20YORK,NY)	Graph	1	\$128,440.00	\$128,440.00	\$128,440.00	\$128,440.00
Totals	Graph	3	\$136,146.67	\$128,440.00	\$100,000.00	\$180,000.00

Employer Name/Worksite Address	Graph	Count	Mean Wage	Median Wage	Lowest Wage	Highest Wage
FIRSTKEY MORTGAGE, LLC, 900 THIRD AVE, NEW YORK, NY (https://www.google.com/maps/place/900%20THIRD%20AVE,NEW%20YORK,NY)	Graph	1	\$110,000.00	\$110,000.00	\$110,000.00	\$110,000.00
SHISEIDO AMERICAS CORPORATION, 900 THIRD AVENUE, NEW YORK, NY (https://www.google.com/maps/place/900%20THIRD%20AVENUE,NEW%20YORK,NY)	Graph	5	\$156,848.00	\$130,000.00	\$100,000.00	\$275,000.00
Totals	Graph	6	\$149,040.00	\$128,440.00	\$100,000.00	\$275,000.00

Latitude: 40.758483 Longitude: -73.363692

Employer Name/Employer Address	Graph	Count	Mean Wage	Median Wage	Lowest Wage	Highest Wage
STATE UNIVERSITY OF NEW YORK AT STONY BROOK, 100 NICOLLS RD., STONY BROOK, NY (https://www.google.com/maps/place/100%20NICOLLS%20RD.,STONY%20BROOK,NY)	Graph	1	\$65,200.00	\$65,200.00	\$65,200.00	\$65,200.00
STATE UNIVERSITY OF NEW YORK AT STONY BROOK, 100 NICOLLS ROAD, STONY BROOK, NY (https://www.google.com/maps/place/100%20NICOLLS%20ROAD,STONY%20BROOK,NY)	Graph	42	\$88,290.77	\$78,213.00	\$47,300.00	\$325,000.00
Totals	Graph	43	\$87,753.78	\$78,213.00	\$47,300.00	\$325,000.00

Employer Name/Worksite Address	Graph	Count	Mean Wage	Median Wage	L
STATE UNIVERSITY OF NEW YORK AT STONY BROOK, 100 NICOLLS RD., STONY BROOK, NY (https://www.google.com/maps/place/100%20NICOLLS%20RD.,STONY%20BROOK,NY)	Graph	1	\$65,200.00	\$65,200.00	\$6
STATE UNIVERSITY OF NEW YORK AT STONY BROOK, SIMONS CENTER FOR GEOMETRY AND PHYSICS, STONY BROOK, NY (https://www.google.com/maps/place/SIMONS%20CENTER%20FOR%20GEOMETRY%20AND%20PHYSICS,STONY%20BROOK,NY)	Graph	1	\$75,000.00	\$75,000.00	\$7
Totals	Graph	2	\$70,100.00	\$65,200.00	\$6

Latitude: 40.758497 Longitude: -73.506146

Employer Name/Employer Address	Graph	Count	Mean Wage	Median Wage	Lowest Wage	Highest Wage
DEVELOPONBOX, LLC, 108B NEW SOUTH ROAD, HICKSVILLE, NY (https://www.google.com/maps/place/108B%20NEW%20SOUTH%20ROAD,HICKSVILLE,NY)	Graph	1	\$78,000.00	\$78,000.00	\$78,000.00	\$78,000.00
DEVELOPONBOX, LLC, 108-B NEW SOUTH ROAD, HICKSVILLE, NY (https://www.google.com/maps/place/108-B%20NEW%20SOUTH%20ROAD,HICKSVILLE,NY)	Graph	2	\$79,060.50	\$52,998.00	\$52,998.00	\$105,123.00
Totals	Graph	3	\$78,707.00	\$78,000.00	\$52,998.00	\$105,123.00

Employer Name/Worksite Address	Graph	Count	Mean Wage	Median Wage	Lowest Wage	Highest Wage
DEVELOPONBOX, LLC, 108B NEW SOUTH ROAD, HICKSVILLE, NY (https://www.google.com/maps/place/108B%20NEW%20SOUTH%20ROAD,HICKSVILLE,NY)	Graph	1	\$78,000.00	\$78,000.00	\$78,000.00	\$78,000.00
DEVELOPONBOX, LLC, 108-B NEW SOUTH ROAD, HICKSVILLE, NY (https://www.google.com/maps/place/108-B%20NEW%20SOUTH%20ROAD,HICKSVILLE,NY)	Graph	2	\$79,060.50	\$52,998.00	\$52,998.00	\$105,123.00
Totals	Graph	3	\$78,707.00	\$78,000.00	\$52,998.00	\$105,123.00

Latitude: 40.758501 Longitude: -73.978048

Employer Name/Worksite Address	Graph	Count	Mean Wage	Median Wage	Lowest Wage	Highest Wage
RAROC, LLC., 19 WEST 49TH STREET, NEW YORK, NY (https://www.google.com/maps/place/19%20WEST%2049TH%20STREET,NEW%20YORK,NY)	Graph	1	\$55,000.00	\$55,000.00	\$55,000.00	\$55,000.00
Totals	Graph	1	\$55,000.00	\$55,000.00	\$55,000.00	\$55,000.00

Latitude: 40.758533 Longitude: -73.506529

Employer Name/Worksite Address	Graph	Count	Mean Wage	Median Wage	Lowest Wage	Highest Wage
EMPIRE FURNITURE ENTERPRISE INC, 70 COMMERCE PLACE, HICKSVILLE, NY (https://www.google.com/maps/place/70%20COMMERCE%20PLACE,HICKSVILLE,NY)	Graph	2	\$43,992.00	\$39,000.00	\$39,000.00	\$48,984.00
Totals	Graph	2	\$43,992.00	\$39,000.00	\$39,000.00	\$48,984.00

Employer Name/Worksite Address	Graph	Count	Mean Wage	Median Wage	Lowest Wage	Highest Wage
EMPIRE FURNITURE ENTERPRISE INC, 70 COMMERCE PLACE, HICKSVILLE, NY (https://www.google.com/maps/place/70%20COMMERCE%20PLACE,HICKSVILLE,NY)	Graph	2	\$43,992.00	\$39,000.00	\$39,000.00	\$48,984.00
Totals	Graph	2	\$43,992.00	\$39,000.00	\$39,000.00	\$48,984.00

Latitude: 40.758545 Longitude: -73.697204

Employer Name/Worksite Address	Graph	Count	Mean Wage
CYBAGE SOFTWARE INC, DEALERTRACK INC, NEW HYDE PARK, NY (https://www.google.com/maps/place/DEALERTRACK%20INC,NEW%20HYDE%20PARK,NY)	Graph	1	\$77,600.00
MITCHELL/MARTIN, INC., NORTHWELL HEALTH, NEW HYDE PARK, NY (https://www.google.com/maps/place/NORTHWELL%20HEALTH,NEW%20HYDE%20PARK,NY)	Graph	1	\$75,000.00
TECHLAND INC, STOWE GROUP HEALTH CARE LLC/NORTHWELL HOSPITAL, NEW HYDE PARK, NY (https://www.google.com/maps/place/STOWE%20GROUP%20HEALTH%20CARE%20LLC/NORTHWELL%20HOSPITAL,NEW%20HYDE%20PARK,NY)	Graph	1	\$78,000.00
PVR AMERICA INC, 3400 NEW HYDE ROAD, NEW HYDE PARK, NY (https://www.google.com/maps/place/3400%20NEW%20HYDE%20ROAD,NEW%20HYDE%20PARK,NY)	Graph	2	\$60,000.00
FUJITSU AMERICA, INC., ONE CANON PLAZA, LAKE SUCCESS, NY (https://www.google.com/maps/place/ONE%20CANON%20PLAZA,LAKE%20SUCCESS,NY)	Graph	9	\$96,075.00
ONCLOUD SOLUTIONS INC., 3366 HILLSIDE AVE, SUITE 8, NEW HYDE PARK, NY (https://www.google.com/maps/place/3366%20HILLSIDE%20AVE,%20SUITE%208,NEW%20HYDE%20PARK,NY)	Graph	15	\$60,000.00
Totals	Graph	29	\$72,940.52

Latitude: 40.758559 Longitude: -73.985293

Employer Name/Worksite Address	Graph	Count	Mean Wage	Median Wage	Lowest Wage	Highest Wage
ANTARCTICA ASSET MANAGEMENT (US), INC., 1560 BORADWAY, NEW YORK, NY (https://www.google.com/maps/place/1560%20BORADWAY,NEW%20YORK,NY)	Graph	1	\$75,000.00	\$75,000.00	\$75,000.00	\$75,000.00
DATABASE PUBLISHING CONSULTANTS, INC, 1560 BROADWAY, SUITE # 810, NEW YORK, NY (https://www.google.com/maps/place/1560%20BROADWAY,%20SUITE%20#%20810,NEW%20YORK,NY)	Graph	2	\$86,384.00	\$80,000.00	\$80,000.00	\$92,768.00
RUSSIAN AMERICAN FOUNDATION INC, 1560 BROADWAY, NEW YORK, NY (https://www.google.com/maps/place/1560%20BROADWAY,NEW%20YORK,NY)	Graph	3	\$43,506.67	\$44,428.80	\$40,414.40	\$45,676.80
JUN WANG & ASSOCIATES, P.C., 1560 BROADWAY, NEW YORK, NY (https://www.google.com/maps/place/1560%20%20BROADWAY,NEW%20YORK,NY)	Graph	6	\$45,982.13	\$39,354.00	\$39,353.60	\$79,123.20
JUN WANG & ASSOCIATES, P.C., 1560 BROADWAY, NEW YORK, NY (https://www.google.com/maps/place/1560%20BROADWAY,NEW%20YORK,NY)	Graph	6	\$59,238.60	\$39,354.00	\$39,354.00	\$79,123.20
Totals	Graph	18	\$56,089.58	\$40,414.40	\$39,353.60	\$92,768.00

Employer Name/Worksite Address	Graph	Count	Mean Wage	Median Wage	Lowest Wage	Highest Wage
--------------------------------	-------	-------	-----------	-------------	-------------	--------------

Employer Name/Worksite Address	Graph	Count	Mean Wage	Median Wage	Lowest Wage	Highest Wage
DATABASE PUBLISHING CONSULTANTS, INC, 1560 BROADWAY, SUITE # 810, NEW YORK, NY (https://www.google.com/maps/place/1560%20BROADWAY,%20SUITE%20#%20810,NEW%20YORK,NY)	Graph	2	\$86,384.00	\$80,000.00	\$80,000.00	\$92,768.00
ANTARCTICA ASSET MANAGEMENT (US), INC., 1560 BROADWAY, NEW YORK, NY (https://www.google.com/maps/place/1560%20BROADWAY,NEW%20YORK,NY)	Graph	17	\$51,839.60	\$40,414.40	\$39,353.60	\$79,123.20
Totals	Graph	19	\$55,475.85	\$44,428.80	\$39,353.60	\$92,768.00

Latitude: 40.758569 Longitude: -74.000162

Employer Name/Employer Address	Graph	Count	Mean Wage	Median Wage	Lowest Wage	Highest Wage
ARCEGOS CAPITAL MANAGEMENT, LP, 620 EIGHTH AVENUE, 39TH & 44TH FLOOR, NEW YORK, NY (https://www.google.com/maps/place/620%20EIGHTH%20AVENUE,%2039TH%20%26%2044TH%20FLOOR,NEW%20YORK,NY)	Graph	1	\$90,000.00	\$90,000.00	\$90,000.00	\$90,000.00
ARCEGOS CAPITAL MANAGEMENT, LP, 620 EIGHTH AVENUE, 39TH/44TH FLOOR, NEW YORK, NY (https://www.google.com/maps/place/620%20EIGHTH%20AVENUE,%2039TH/44TH%20FLOOR,NEW%20YORK,NY)	Graph	1	\$200,000.00	\$200,000.00	\$200,000.00	\$200,000.00
Totals	Graph	2	\$145,000.00	\$90,000.00	\$90,000.00	\$90,000.00

Employer Name/Worksite Address	Graph	Count	Mean Wage	Median Wage	Lowest Wage	Highest Wage
ARCEGOS CAPITAL MANAGEMENT, LP, 620 EIGHTH AVENUE, 39TH & 44TH FLOOR, NEW YORK, NY (https://www.google.com/maps/place/620%20EIGHTH%20AVENUE,%2039TH%20%26%2044TH%20FLOOR,NEW%20YORK,NY)	Graph	1	\$90,000.00	\$90,000.00	\$90,000.00	\$90,000.00
ARCEGOS CAPITAL MANAGEMENT, LP, 620 EIGHTH AVENUE, 39TH/44TH FLOOR, NEW YORK, NY (https://www.google.com/maps/place/620%20EIGHTH%20AVENUE,%2039TH/44TH%20FLOOR,NEW%20YORK,NY)	Graph	1	\$200,000.00	\$200,000.00	\$200,000.00	\$200,000.00
Totals	Graph	2	\$145,000.00	\$90,000.00	\$90,000.00	\$90,000.00

Latitude: 40.758577 Longitude: -73.965905

Employer Name/Worksite Address	Graph	Count	Mean Wage	Median Wage	Lowest Wage	Highest Wage
COMPUTECH COMPUTERS, INC., 1061 2ND AVENUE, NEW YORK, NY (https://www.google.com/maps/place/1061%202ND%20AVENUE,NEW%20YORK,NY)	Graph	1	\$65,000.00	\$65,000.00	\$65,000.00	\$65,000.00
Totals	Graph	1	\$65,000.00	\$65,000.00	\$65,000.00	\$65,000.00

Latitude: 40.758578 Longitude: -73.942359

Employer Name/Employer Address	Graph	Count	Mean Wage	Median Wage	Lowest Wage	Highest Wage
MEDITERRANEAN GYROS PRODUCTS, INC., 11-02 38TH AVENUE, LONG ISLAND CITY, NY (https://www.google.com/maps/place/11-02%2038TH%20AVENUE,LONG%20ISLAND%20CITY,NY)	Graph	2	\$110,150.00	\$109,500.00	\$109,500.00	\$110,800.00
Totals	Graph	2	\$110,150.00	\$109,500.00	\$109,500.00	\$110,800.00

Employer Name/Worksite Address	Graph	Count	Mean Wage	Median Wage	Lowest Wage	Highest Wage
MEDITERRANEAN GYROS PRODUCTS, INC., 11-02 38TH AVENUE, LONG ISLAND CITY, NY (https://www.google.com/maps/place/11-02%2038TH%20AVENUE,LONG%20ISLAND%20CITY,NY)	Graph	2	\$110,150.00	\$109,500.00	\$109,500.00	\$110,800.00
Totals	Graph	2	\$110,150.00	\$109,500.00	\$109,500.00	\$110,800.00

Latitude: 40.758578 Longitude: -73.688832

Employer Name/Worksite Address	Graph	Count	Mean Wage	Median Wage	Lowest Wage	Highest Wage
AUTOTRADER.COM, INC., 3400 NEW HYDE PARK RD, NEW HYDE PARK, NY (https://www.google.com/maps/place/3400%20NEW%20HYDE%20PARK%20RD,NEW%20HYDE%20PARK,NY)	Graph	1	\$124,999.00	\$124,999.00	\$124,999.00	\$124,999.00

Employer Name/Worksite Address	Graph	Count	Mean Wage	Median Wage	Lowest Wage	Highest Wage
Totals	Graph	1	\$124,999.00	\$124,999.00	\$124,999.00	\$124,999.00

Latitude: 40.758589 Longitude: -73.988721

Employer Name/Worksite Address	Graph	Count	Mean Wage	Median Wage	Lowest Wage	Highest Wage
HIGHGATE HOTELS LP, 700 8TH AVENUE, NEW YORK, NY (https://www.google.com/maps/place/700%208TH%20AVENUE,NEW%20YORK,NY)	Graph	2	\$79,711.79	\$71,423.58	\$71,423.58	\$88,000.00
Totals	Graph	2	\$79,711.79	\$71,423.58	\$71,423.58	\$88,000.00

Latitude: 40.758598 Longitude: -73.963781

Employer Name/Worksite Address	Graph	Count	Mean Wage	Median Wage	Lowest Wage	Highest Wage
TRUE PILATES EAST LLC, 358 EAST 57TH STREET, NEW YORK, NY (https://www.google.com/maps/place/358%20EAST%2057TH%20STREET,NEW%20YORK,NY)	Graph	1	\$91,520.00	\$91,520.00	\$91,520.00	\$91,520.00
Totals	Graph	1	\$91,520.00	\$91,520.00	\$91,520.00	\$91,520.00

Employer Name/Worksite Address	Graph	Count	Mean Wage	Median Wage	Lowest Wage	Highest Wage
TRUE PILATES EAST LLC, 358 EAST 57TH STREET, NEW YORK, NY (https://www.google.com/maps/place/358%20EAST%2057TH%20STREET,NEW%20YORK,NY)	Graph	1	\$91,520.00	\$91,520.00	\$91,520.00	\$91,520.00
Totals	Graph	1	\$91,520.00	\$91,520.00	\$91,520.00	\$91,520.00

Latitude: 40.75863 Longitude: -73.967949

Employer Name/Worksite Address	Graph	Count	Mean Wage	Median Wage	Lowest Wage	Highest Wage
CALEDONIA (PRIVATE) INVESTMENTS US, LLC, LEVEL 22, NEW YORK, NY (https://www.google.com/maps/place/LEVEL%2022,NEW%20YORK,NY)	Graph	1	\$175,000.00	\$175,000.00	\$175,000.00	\$175,000.00
CAPITALFUND REALTY, INC., 555 MADISON AVENUE, 6TH FL, NEW YORK, NY (https://www.google.com/maps/place/555%20MADISON%20AVENUE,%206TH%20FL,NEW%20YORK,NY)	Graph	1	\$52,000.00	\$52,000.00	\$52,000.00	\$52,000.00
GILI GIBLI LAW FIRM, 800 THRID AVENUE, NEW YORK, NY (https://www.google.com/maps/place/800%20THRID%20AVENUE,NEW%20YORK,NY)	Graph	1	\$81,120.00	\$81,120.00	\$81,120.00	\$81,120.00
GREENHILL CO., LLC, GREENHILL & CO., LLC, NEW YORK, NY (https://www.google.com/maps/place/GREENHILL%20%26%20CO.,%20LLC,NEW%20YORK,NY)	Graph	1	\$171,000.00	\$171,000.00	\$171,000.00	\$171,000.00
IMAGINEER TECHNOLOGY GROUP LLC, 551 MADISON AVENUE FL 14, NEW YORK, NY (https://www.google.com/maps/place/551%20MADISON%20AVENUE%20FL%2014,NEW%20YORK,NY)	Graph	1	\$70,720.00	\$70,720.00	\$70,720.00	\$70,720.00
PORTAGE PARTNERS, LLC, 10 EAST 53 STREET, NEW YORK, NY (https://www.google.com/maps/place/10%20EAST%2053%20STREET,NEW%20YORK,NY)	Graph	1	\$125,000.00	\$125,000.00	\$125,000.00	\$125,000.00
RENAISSANCE JEWELRY NEW YORK INC, 3 EAST 54 STREET, NEW YORK, NY (https://www.google.com/maps/place/3%20EAST%2054%20STREET,NEW%20YORK,NY)	Graph	1	\$57,000.00	\$57,000.00	\$57,000.00	\$57,000.00
STAR MOUNTAIN FUND MANAGEMENT LLC, TOWER 57, 135 EAST 57TH STREET, NEW YORK, NY (https://www.google.com/maps/place/TOWER%2057,%20135%20EAST%2057TH%20STREET,NEW%20YORK,NY)	Graph	1	\$130,000.00	\$130,000.00	\$130,000.00	\$130,000.00
GREENHILL & CO., LLC, GREENHILL & CO., LLC, NEW YORK, NY (https://www.google.com/maps/place/GREENHILL%20%26%20CO.,%20LLC,NEW%20YORK,NY)	Graph	2	\$117,500.00	\$85,000.00	\$85,000.00	\$117,500.00
STEPHEN WANG AND ASSOCIATES PLLC, 135 EAST 55TH, FLOOR 2, NEW YORK, NY (https://www.google.com/maps/place/135%20EAST%2055TH,%20FLOOR%202,NEW%20YORK,NY)	Graph	2	\$49,500.00	\$49,000.00	\$49,000.00	\$49,500.00
TROOPS, INC., 113 UNIVERSITY PLACE, NEW YORK, NY (https://www.google.com/maps/place/113%20UNIVERSITY%20PLACE,NEW%20YORK,NY)	Graph	2	\$150,000.00	\$150,000.00	\$150,000.00	\$150,000.00
SHISEIDO AMERICAS CORPORATION, SHISEIDO AMERICAS CORPORATION, NEW YORK, NY (https://www.google.com/maps/place/SHISEIDO%20AMERICAS%20CORPORATION,NEW%20YORK,NY)	Graph	3	\$185,266.67	\$150,800.00	\$130,000.00	\$220,000.00
RALPH LAUREN CORPORATION, 9 POLITO AVENUE, LYNDHURST, NJ (https://www.google.com/maps/place/9%20POLITO%20AVENUE,LYNDHURST,NJ)	Graph	4	\$72,247.50	\$66,950.00	\$51,000.00	\$110,000.00

Employer Name/Employer Address	Graph	Count	Mean Wage	Median Wage	Lowest Wage	H
Totals	Graph	21	\$111,458.57	\$101,000.00	\$49,000.00	\$2

Employer Name/Worksite Address	Graph	Count	Mean Wage
3EDGEUSAGROUP LLC, 300 PARK AVE, 12TH FLOOR (WEWORK/DORAN JONES), NEW YORK, NY (https://www.google.com/maps/place/300%20PARK%20AVE,%2012TH%20FLOOR%20(WEWORK/DORAN%20JONES),NEW%20YORK,NY)	Graph	1	\$80,000.00
ACE CAPITAL LLC, 641 LEXINGTON AVE, 24TH FL, NEW YORK, NY (https://www.google.com/maps/place/641%20LEXINGTON%20AVE,%2024TH%20FL,NEW%20YORK,NY)	Graph	1	\$70,000.00
AKSIA LLC, 599 LEXINGTON AVENUE, NEW YORK, NY (https://www.google.com/maps/place/599%20LEXINGTON%20AVENUE,NEW%20YORK,NY)	Graph	1	\$110,000.00
ALCHEMY PROPERTIES INC., 641 LEXINGTON AVENUE, NEW YORK, NY (https://www.google.com/maps/place/641%20LEXINGTON%20AVENUE,NEW%20YORK,NY)	Graph	1	\$65,000.00
AMICUS SYSTEMS INC, 1221 AVENUE OF AMERICAS, NEW YORK, NY (https://www.google.com/maps/place/1221%20AVENUE%20OF%20AMERICAS,NEW%20YORK,NY)	Graph	1	\$85,000.00
B&H PHOTO VIDEO-PRO AUDIO INC., 420 NINTH AVENUE, NEW YORK, NY (https://www.google.com/maps/place/420%20NINTH%20AVENUE,NEW%20YORK,NY)	Graph	1	\$85,000.00
BARCLAYS SERVICES CORP., 745 SEVENTH AVENUE, NEW YORK, NY (https://www.google.com/maps/place/745%20SEVENTH%20AVENUE,NEW%20YORK,NY)	Graph	1	\$140,000.00
BGC PARTNERS, INC., BGC PARTNERS INC., NEW YORK, NY (https://www.google.com/maps/place/BGC%20PARTNERS%20INC.,NEW%20YORK,NY)	Graph	1	\$70,225.00
BLACKROCK FINANCIAL MANAGEMENT, INC., 40 EAST 52ND STREE, NEW YORK, NY (https://www.google.com/maps/place/40%20EAST%2052ND%20STREE,NEW%20YORK,NY)	Graph	1	\$95,160.00
BLACKROCK FINANCIAL MANAGEMENT, INC., 40 EAST 52ND STREEET, NEW YORK, NY (https://www.google.com/maps/place/40%20EAST%2052ND%20STREEET,NEW%20YORK,NY)	Graph	1	\$90,813.00
BOCONCEPT CHELSEA, INC., BOCONCEPT, NEW YORK, NY (https://www.google.com/maps/place/BOCONCEPT,NEW%20YORK,NY)	Graph	1	\$41,600.00
CALEDONIA (PRIVATE) INVESTMENTS US, LLC, LEVEL 22, NEW YORK, NY (https://www.google.com/maps/place/LEVEL%2022,NEW%20YORK,NY)	Graph	1	\$175,000.00
CAPITALFUND REALTY, INC., 555 MADISON AVENUE, 6TH FL, NEW YORK, NY (https://www.google.com/maps/place/555%20MADISON%20AVENUE,%206TH%20FL,NEW%20YORK,NY)	Graph	1	\$52,000.00
CHIMERA INVESTMENT CORPORATION, 520 MADISON AVENUE, NEW YORK, NY (https://www.google.com/maps/place/520%20MADISON%20AVENUE,NEW%20YORK,NY)	Graph	1	\$190,000.00
CITIUSTECH INC, 55 E 52ND ST,, NEW YORK, NY (https://www.google.com/maps/place/55%20E%2052ND%20ST,,NEW%20YORK,NY)	Graph	1	\$84,900.00
CITIUSTECH INC, 55 EAST 52ND STREET, NEW YORK, NY (https://www.google.com/maps/place/55%20EAST%2052ND%20STREET,NEW%20YORK,NY)	Graph	1	\$84,900.00
COMPUNNEL SOFTWARE GROUP, INC., 825 3RD AVE FL-24, NEW YORK, NY (https://www.google.com/maps/place/825%203RD%20AVE%20FL-24,NEW%20YORK,NY)	Graph	1	\$86,700.00
CONWAY TOWNE INC., 251 EAST 51ST, NEW YORK, NY (https://www.google.com/maps/place/251%20EAST%2051ST,NEW%20YORK,NY)	Graph	1	\$66,560.00
DAVIES WARD PHILLIPS & VINEBERG LLP, DAVIES WARD PHILLIPS & VINEBERG LLP, NEW YORK, NY (https://www.google.com/maps/place/DAVIES%20WARD%20PHILLIPS%20%26%20VINEBERG%20LLP,NEW%20YORK,NY)	Graph	1	\$180,000.00
ENTERSOLAR LLC, 805 THIRD AVENUE, NEW YORK, NY (https://www.google.com/maps/place/805%20THIRD%20AVENUE,NEW%20YORK,NY)	Graph	1	\$160,000.00
FISH & RICHARDSON P.C., 601 LEXINGTON AVE., 52ND FL., NEW YORK, NY (https://www.google.com/maps/place/601%20LEXINGTON%20AVE.,%2052ND%20FL.,NEW%20YORK,NY)	Graph	1	\$180,000.00
HEALTH SCIENCE COMMUNICATIONS LLC, 488 MADISON AVENUE, NEW YORK, NY (https://www.google.com/maps/place/488%20MADISON%20AVENUE,NEW%20YORK,NY)	Graph	1	\$68,500.00
INVESTHOSPITALITY LLC, INVESTHOSPITALITY LLC, NEW YORK, NY (https://www.google.com/maps/place/INVESTHOSPITALITY%20LLC,NEW%20YORK,NY)	Graph	1	\$75,000.00
JGR CAPITAL PARTNERS LLC, 845 3RD AVE FLOOR 6, NEW YORK, NY (https://www.google.com/maps/place/845%203RD%20AVE%20FLOOR%206,NEW%20YORK,NY)	Graph	1	\$66,560.00
KEB HABA BANK, 460 PARK AVENUE, NEW YORK, NY (https://www.google.com/maps/place/460%20PARK%20AVENUE,NEW%20YORK,NY)	Graph	1	\$41,142.40
KROLL BOND RATING AGENCY, INC., 845 THIRD AVENUE, NEW YORK, NY (https://www.google.com/maps/place/845%20THIRD%20AVENUE,NEW%20YORK,NY)	Graph	1	\$115,000.00
L&T TECHNOLOGY SERVICES LIMITED, COLGATE-PALMOLIVE COMPANY, NEW YORK, NY (https://www.google.com/maps/place/COLGATE-PALMOLIVE%20COMPANY,NEW%20YORK,NY)	Graph	1	\$66,000.00
LARSEN & TOUBRO INFOTECH LIMITED, GEN II FUND SERVICES, LLC, NEW YORK, NY (https://www.google.com/maps/place/GEN%20II%20FUND%20SERVICES,%20LLC,NEW%20YORK,NY)	Graph	1	\$69,720.00

Employer Name/Worksite Address	Graph	Count	Mean Wage
LONE PEAK PARTNERS MANAGEMENT LP, 505 PARK AVENUE, 18TH FLOOR, NEW YORK, NY (https://www.google.com/maps/place/505%20PARK%20AVENUE,%2018TH%20FLOOR,NEW%20YORK,NY)	Graph	1	\$66,000.00
MBS VALUE PARTNERS, 501 MADISON AVENUE, NEW YORK, NY (https://www.google.com/maps/place/501%20MADISON%20AVENUE,NEW%20YORK,NY)	Graph	1	\$47,590.00
MITCHELL/MARTIN, INC., SYNECHRON AT WELLS FARGO, NEW YORK, NY (https://www.google.com/maps/place/SYNECHRON%20AT%20WELLS%20FARGO,NEW%20YORK,NY)	Graph	1	\$135,283.00
MSD PARTNERS, L.P, 645 FIFTH AVENUE, 21ST FLOOR, NEW YORK, NY (https://www.google.com/maps/place/645%20FIFTH%20AVENUE,%2021ST%20FLOOR,NEW%20YORK,NY)	Graph	1	\$325,000.00
MTS HEALTH PARTNERS, L.P., 623 FIFTH AVENUE, NEW YORK, NY (https://www.google.com/maps/place/623%20FIFTH%20AVENUE,NEW%20YORK,NY)	Graph	1	\$110,000.00
NATIONAL SECURITIES CORPORATION, 410 PARK AVENUE, NEW YORK, NY (https://www.google.com/maps/place/410%20PARK%20AVENUE,NEW%20YORK,NY)	Graph	1	\$90,000.00
NORTHWELL HEALTH, 100 EAST 77TH STREET, NEW YORK, NY (https://www.google.com/maps/place/100%20EAST%2077TH%20STREET,NEW%20YORK,NY)	Graph	1	\$125,000.00
PACIFIC INVESTMENT MANAGEMENT COMPANY, LLC, 1633 BROADWAY, NEW YORK, NY (https://www.google.com/maps/place/1633%20BROADWAY,NEW%20YORK,NY)	Graph	1	\$120,000.00
PORTAGE PARTNERS, LLC, 10 EAST 53 STREET, NEW YORK, NY (https://www.google.com/maps/place/10%20EAST%2053%20STREET,NEW%20YORK,NY)	Graph	1	\$125,000.00
POTEN & PARTNERS, INC., 805 THURD AVENUE, NEW YORK, NY (https://www.google.com/maps/place/805%20THURD%20AVENUE,NEW%20YORK,NY)	Graph	1	\$62,500.00
PROSIRIS CAPITAL MANAGEMENT LP, 510 MADISON AVE, NEW YORK, NY (https://www.google.com/maps/place/510%20MADISON%20AVE,NEW%20YORK,NY)	Graph	1	\$85,000.00
QS INVESTORS HOLDINGS, LLC, 880 THRID AVENUE, NEW YORK, NY (https://www.google.com/maps/place/880%20THRID%20AVENUE,NEW%20YORK,NY)	Graph	1	\$100,000.00
RENAISSANCE JEWELRY NEW YORK INC, 3 EAST 54 STREET, NEW YORK, NY (https://www.google.com/maps/place/3%20EAST%2054%20STREET,NEW%20YORK,NY)	Graph	1	\$57,000.00
RPS TEK SOL, LLC, MIZUHO SECURITIES, NEW YORK, NY (https://www.google.com/maps/place/MIZUHO%20SECURITIES,NEW%20YORK,NY)	Graph	1	\$71,510.00
ST. MARKS WORLD, INC., 2685 BRIGHTON 3RD STREET, BROOKLYN, NY (https://www.google.com/maps/place/2685%20BRIGHTON%203RD%20STREET,BROOKLYN,NY)	Graph	1	\$81,058.00
STAR MOUNTAIN FUND MANAGEMENT LLC, TOWER 57, 135 EAST 57TH STREET, NEW YORK, NY (https://www.google.com/maps/place/TOWER%2057,%20135%20EAST%2057TH%20STREET,NEW%20YORK,NY)	Graph	1	\$130,000.00
STEPHEN WANG AND ASSOCIATES PLLC, 135 E 55TH ST, 2ND FL, NEW YORK, NY (https://www.google.com/maps/place/135%20E%2055TH%20ST,%202ND%20FL,NEW%20YORK,NY)	Graph	1	\$49,000.00
STEPHEN WANG AND ASSOCIATES PLLC, 135 EAST 55TH, FLOOR 2, NEW YORK, NY (https://www.google.com/maps/place/135%20EAST%2055TH,%20FLOOR%202,NEW%20YORK,NY)	Graph	1	\$50,000.00
STUDIO MC2 LLC, 300 EAST 54TH STREET, NEW YORK, NY (https://www.google.com/maps/place/300%20EAST%2054TH%20STREET,NEW%20YORK,NY)	Graph	1	\$87,068.80
SWANKTEK INC, CANTOR FITZGERALD, NEW YORK, NY (https://www.google.com/maps/place/CANTOR%20FITZGERALD,NEW%20YORK,NY)	Graph	1	\$92,678.00
SWANKTEK INC, STARR COMPANIES, NEW YORK, NY (https://www.google.com/maps/place/STARR%20COMPANIES,NEW%20YORK,NY)	Graph	1	\$70,000.00
TDAM USA INC., 399 PARK AVENUE, NEW YORK, NY (https://www.google.com/maps/place/399%20PARK%20AVENUE,NEW%20YORK,NY)	Graph	1	\$90,000.00
THE ELLE ESSE GROUP, LLC, 245 EAST 58TH STREET, NEW YORK, NY (https://www.google.com/maps/place/245%20EAST%2058TH%20STREET,NEW%20YORK,NY)	Graph	1	\$40,000.00
THE FEINSTEIN INSTITUTE FOR MEDICAL RESEARCH, 350 COMMUNITY DRIVE, MANHASSET, NY (https://www.google.com/maps/place/350%20COMMUNITY%20DRIVE,MANHASSET,NY)	Graph	1	\$55,660.80
THROCKMORTON FINE ART INC., 145 EAST 57TH STREET, NEW YORK, NY (https://www.google.com/maps/place/145%20EAST%2057TH%20STREET,NEW%20YORK,NY)	Graph	1	\$38,771.00
WORLD ECONOMIC FORUM LLC, WORLD ECONOMIC FORUM LLC, 3 EAST 54TH STREET, NY (https://www.google.com/maps/place/WORLD%20ECONOMIC%20FORUM%20LLC,3%20EAST%2054TH%20STREET,NY)	Graph	1	\$168,090.00
ADVISE TECHNOLOGIES LLC, 3 EAST 54TH STREET, NEW YORK, NY (https://www.google.com/maps/place/3%20EAST%2054TH%20STREET,NEW%20YORK,NY)	Graph	2	\$61,500.00
CAPGEMINI AMERICA INC, 1221 AVENUE OF THE AMERICAS, NEW YORK, NY (https://www.google.com/maps/place/1221%20AVENUE%20OF%20THE%20AMERICAS,NEW%20YORK,NY)	Graph	2	\$95,701.00
CHINA CITIC BANK INTERNATIONAL LTD, 410 PARK AVE, NEW YORK, NY (https://www.google.com/maps/place/410%20PARK%20AVE,NEW%20YORK,NY)	Graph	2	\$63,055.20
DILIGENT SOLUTIONS, INC., 300 PARK AVE, 12TH FLOOR, NEW YORK, NY (https://www.google.com/maps/place/300%20PARK%20AVE,%2012TH%20FLOOR,NEW%20YORK,NY)	Graph	2	\$87,505.50

Employer Name/Worksite Address	Graph	Count	Mean Wage
SHYAM AHUJA PVT LTD, SHYAM AHUJA PVT LTD DBA SHYAM AHUJA LTD, NEW YORK, NY (https://www.google.com/maps/place/SHYAM%20AHUJA%20PVT%20LTD%20DBA%20SHYAM%20AHUJA%20LTD,NEW%20YORK,NY)	Graph	2	\$46,987.00
TRAXYS NORTH AMERICA, LLC, TRAXYS NORTH AMERICA, LLC, NEW YORK, NY (https://www.google.com/maps/place/TRAXYS%20NORTH%20AMERICA,%20LLC,NEW%20YORK,NY)	Graph	2	\$78,000.00
TROOPS, INC., 113 UNIVERSITY PLACE, NEW YORK, NY (https://www.google.com/maps/place/113%20UNIVERSITY%20PLACE,NEW%20YORK,NY)	Graph	2	\$150,000.00
AGB EVENTS PTY. LTD., 300 PARK AVENUE, NEW YORK, NY (https://www.google.com/maps/place/300%20PARK%20AVENUE,NEW%20YORK,NY)	Graph	3	\$102,144.00
ALVAREZ & MARSAL CORPORATE PERFORMANCE IMPROVEMENT LLC, ALVAREZ & MARSAL CORPORATE PERFORMANCE IMPROVEMENT, NEW YORK, NY (https://www.google.com/maps/place/ALVAREZ%20%26%20MARSAL%20CORPORATE%20PERFORMANCE%20IMPROVEMENT,NEW%20YORK,NY)	Graph	3	\$71,666.67
ALVAREZ & MARSAL HEALTHCARE INDUSTRY GROUP LLC, ALVAREZ & MARSAL, NEW YORK, NY (https://www.google.com/maps/place/ALVAREZ%20%26%20MARSAL,NEW%20YORK,NY)	Graph	3	\$114,166.67
KROLL BOND RATING AGENCY, INC., 845 THIRD AVE, NEW YORK, NY (https://www.google.com/maps/place/845%20THIRD%20AVE,NEW%20YORK,NY)	Graph	3	\$91,000.00
SYNTEL CONSULTING INC., 445 PARK AVENUE 56TH STREET, NEW YORK, NY (https://www.google.com/maps/place/445%20PARK%20AVENUE%2056TH%20STREET,NEW%20YORK,NY)	Graph	3	\$71,496.67
SYNTEL CONSULTING INC., 445 PARK AVENUE, NEW YORK, NY (https://www.google.com/maps/place/445%20PARK%20AVENUE,NEW%20YORK,NY)	Graph	3	\$65,082.00
VODAFONE US INC., 560 LEXINGTON AVENUE, NEW YORK, NY (https://www.google.com/maps/place/560%20LEXINGTON%20AVENUE,NEW%20YORK,NY)	Graph	3	\$86,532.33
WENDY EVANS JOSEPH ARCHITECT P.C, 500 PARK AVENUE, NEW YORK, NY (https://www.google.com/maps/place/500%20PARK%20AVENUE,NEW%20YORK,NY)	Graph	3	\$111,666.67
MOON CAPITAL MANAGEMENT LP, 499 PARK AVENUE 8TH FL, NEW YORK, NY (https://www.google.com/maps/place/499%20PARK%20AVENUE%208TH%20FL,NEW%20YORK,NY)	Graph	4	\$79,000.00
INDUSTRIAL AND COMMERCIAL BANK OF CHINA LTD., NEW YORK BRANCH, 725 5TH AVE, NEW YORK, NY (https://www.google.com/maps/place/725%205TH%20AVE,NEW%20YORK,NY)	Graph	5	\$114,198.68
CAPGEMINI AMERICA INC, 623 5TH AVE FL 33, NEW YORK, NY (https://www.google.com/maps/place/623%205TH%20AVE%20FL%2033,NEW%20YORK,NY)	Graph	6	\$76,950.00
LAKE 5 MEDIA, INC., 641 LEXINGTON AVE, NEW YORK, NY (https://www.google.com/maps/place/641%20LEXINGTON%20AVE,NEW%20YORK,NY)	Graph	7	\$62,347.29
CANTOR FITZGERALD, LP, CANTOR FITZGERALD LP, NEW YORK, NY (https://www.google.com/maps/place/CANTOR%20FITZGERALD%20LP,NEW%20YORK,NY)	Graph	15	\$119,033.33
Totals	Graph	129	\$93,367.26

Latitude: 40.758644 Longitude: -73.974939

Employer Name/Employer Address	Graph	Count	Mean Wage	Median Wage	Lowest Wage	Higl Wa
BANKRATE INC., 477 MADISON AVE., NEW YORK, NY (https://www.google.com/maps/place/477%20MADISON%20AVE.,NEW%20YORK,NY)	Graph	1	\$135,000.00	\$135,000.00	\$135,000.00	\$135,(
CAPM LLC, 477 MADISON AVENUE, 3RD FLOOR, NEW YORK, NY (https://www.google.com/maps/place/477%20MADISON%20AVENUE,%203RD%20FLOOR,NEW%20YORK,NY)	Graph	1	\$75,000.00	\$75,000.00	\$75,000.00	\$75,0
FIRST ATLANTIC CAPITAL, LTD., 477 MADISON AVENUE, NEW YORK, NY (https://www.google.com/maps/place/477%20MADISON%20AVENUE,NEW%20YORK,NY)	Graph	1	\$160,000.00	\$160,000.00	\$160,000.00	\$160,(
HALCYON CAPITAL MANAGEMENT HOLDINGS LP, 477 MADISON AVENUE, NEW YORK, NY (https://www.google.com/maps/place/477%20MADISON%20AVENUE,NEW%20YORK,NY)	Graph	1	\$150,000.00	\$150,000.00	\$150,000.00	\$150,(
SIONIC ADVISORS LP, 477 MADISON AVE - 6TH FLOOR, NEW YORK, NY (https://www.google.com/maps/place/477%20MADISON%20AVE%20-%206TH%20FLOOR,NEW%20YORK,NY)	Graph	1	\$55,660.80	\$55,660.80	\$55,660.80	\$55,6
HERTZ HERSON CPA LLP, 477 MADISON AVENUE, NEW YORK, NY (https://www.google.com/maps/place/477%20MADISON%20AVENUE,NEW%20YORK,NY)	Graph	2	\$62,882.50	\$55,765.00	\$55,765.00	\$70,0
HYEDGE, INC, 477 MADISON AVE. ROOM 607, NEW YORK, NY (https://www.google.com/maps/place/477%20MADISON%20AVE.%20ROOM%20607,NEW%20YORK,NY)	Graph	2	\$75,000.00	\$75,000.00	\$75,000.00	\$75,0
Totals	Graph	9	\$94,602.87	\$75,000.00	\$55,660.80	\$160,(

Employer Name/Worksite Address	Graph	Count	Mean Wage	Median Wage	Lowest Wage	High Wage
--------------------------------	-------	-------	-----------	-------------	-------------	-----------

Employer Name/Worksite Address	Graph	Count	Mean Wage	Median Wage	Lowest Wage	Highest Wage
CAPM LLC, 477 MADISON AVENUE, 3RD FLOOR, NEW YORK, NY (https://www.google.com/maps/place/477%20MADISON%20AVENUE,%203RD%20FLOOR,NEW%20YORK,NY)	Graph	1	\$75,000.00	\$75,000.00	\$75,000.00	\$75,000
HYEDGE, INC, 477 MADISON AVE. ROOM 607, NEW YORK, NY (https://www.google.com/maps/place/477%20MADISON%20AVE.%20ROOM%20607,NEW%20YORK,NY)	Graph	1	\$75,000.00	\$75,000.00	\$75,000.00	\$75,000
HYEDGE, INC, 477 MADISON AVENUE ROOM 607, NEW YORK, NY (https://www.google.com/maps/place/477%20MADISON%20AVENUE%20ROOM%20607,NEW%20YORK,NY)	Graph	1	\$75,000.00	\$75,000.00	\$75,000.00	\$75,000
SIONIC ADVISORS LP, 477 MADISON AVE - 6TH FLOOR, NEW YORK, NY (https://www.google.com/maps/place/477%20MADISON%20AVE%20-%206TH%20FLOOR,NEW%20YORK,NY)	Graph	1	\$55,660.80	\$55,660.80	\$55,660.80	\$55,660
HERTZ HERSON CPA LLP, 477 MADISON AVENUE, NEW YORK, NY (https://www.google.com/maps/place/477%20MADISON%20AVENUE,NEW%20YORK,NY)	Graph	5	\$106,185.00	\$95,160.00	\$55,765.00	\$160,000
Totals	Graph	9	\$90,176.20	\$75,000.00	\$55,660.80	\$160,000

Latitude: 40.758676 Longitude: -73.931283

Employer Name/Employer Address	Graph	Count	Mean Wage	Median Wage	Lowest Wage	Highest Wage
VRAM FX INC., 35-35 28TH STREET, ASTORIA, NY (https://www.google.com/maps/place/35-35%2028TH%20STREET,ASTORIA,NY)	Graph	1	\$59,500.00	\$59,500.00	\$59,500.00	\$59,500.00
Totals	Graph	1	\$59,500.00	\$59,500.00	\$59,500.00	\$59,500.00

Employer Name/Worksite Address	Graph	Count	Mean Wage	Median Wage	Lowest Wage	Highest Wage
VRAM FX INC., 35-35 28TH STREET, ASTORIA, NY (https://www.google.com/maps/place/35-35%2028TH%20STREET,ASTORIA,NY)	Graph	1	\$59,500.00	\$59,500.00	\$59,500.00	\$59,500.00
Totals	Graph	1	\$59,500.00	\$59,500.00	\$59,500.00	\$59,500.00

Latitude: 40.758704 Longitude: -73.968579

Employer Name/Employer Address	Graph	Count	Mean Wage	Median Wage	Lowest Wage	Highest Wage
C40 CLIMATE CHANGE LEADERSHIP GROUP INC., 909 THIRD AVENUE, NEW YORK, NY (https://www.google.com/maps/place/909%20THIRD%20AVENUE,NEW%20YORK,NY)	Graph	1	\$68,727.00	\$68,727.00	\$68,727.00	\$68,727.00
HYPERMEDIA SOLUTIONS LLC, 909 THIRD AVENUE, NEW YORK, NY (https://www.google.com/maps/place/909%20THIRD%20AVENUE,NEW%20YORK,NY)	Graph	1	\$52,500.00	\$52,500.00	\$52,500.00	\$52,500.00
THE INTERPUBLIC GROUP OF COMPANIES, INC., 909 THIRD AVENUE, NEW YORK, NY (https://www.google.com/maps/place/909%20THIRD%20AVENUE,NEW%20YORK,NY)	Graph	1	\$79,123.00	\$79,123.00	\$79,123.00	\$79,123.00
CMGRP, INC., 909 THIRD AVENUE, NEW YORK, NY (https://www.google.com/maps/place/909%20THIRD%20AVENUE,NEW%20YORK,NY)	Graph	2	\$87,000.00	\$87,000.00	\$87,000.00	\$87,000.00
Totals	Graph	5	\$74,870.00	\$79,123.00	\$52,500.00	\$87,000.00

Employer Name/Worksite Address	Graph	Count	Mean Wage	Median Wage	Lowest Wage	Highest Wage
ALIXPARTNERS, LLP, 909 THIRD AVENUE, 30TH FLOOR, NEW YORK, NY (https://www.google.com/maps/place/909%20THIRD%20AVENUE,%2030TH%20FLOOR,NEW%20YORK,NY)	Graph	1	\$205,000.00	\$205,000.00	\$205,000.00	\$205,000
XCELTECH INC, 909 3RD AVENUE, NEW YORK, NY (https://www.google.com/maps/place/909%203RD%20AVENUE,NEW%20YORK,NY)	Graph	1	\$66,560.00	\$66,560.00	\$66,560.00	\$66,560
TRINET HR CORPORATION, 909 3RD AVE, NEW YORK, NY (https://www.google.com/maps/place/909%203RD%20AVE,NEW%20YORK,NY)	Graph	2	\$58,240.00	\$58,240.00	\$58,240.00	\$58,240
ALIXPARTNERS, LLP, 909 THIRD AVE., NEW YORK, NY (https://www.google.com/maps/place/909%20THIRD%20AVE.,NEW%20YORK,NY)	Graph	3	\$158,333.33	\$155,000.00	\$145,000.00	\$175,000
ALIXPARTNERS, LLP, 909 THIRD AVE, NEW YORK, NY (https://www.google.com/maps/place/909%20THIRD%20AVE,NEW%20YORK,NY)	Graph	9	\$128,377.78	\$130,000.00	\$85,000.00	\$205,000
JACK MORTON WORLDWIDE, INC., 909 THIRD AVENUE, NEW YORK, NY (https://www.google.com/maps/place/909%20THIRD%20AVENUE,NEW%20YORK,NY)	Graph	16	\$122,646.69	\$98,987.00	\$52,500.00	\$295,000

Employer Name/Worksite Address	Graph	Count	Mean Wage	Median Wage	Lowest Wage	Highest Wage
Totals	Graph	32	\$124,399.59	\$98,987.00	\$52,500.00	\$295,000.00

Latitude: 40.758729 Longitude: -73.828966

Employer Name/Worksite Address	Graph	Count	Mean Wage	Median Wage	Lowest Wage	Highest Wage
MINKWON CENTER FOR COMMUNITY ACTION INC, 136-19 41ST AVE 3RD FLOOR, FLUSHING, NY (https://www.google.com/maps/place/136-19%2041ST%20AVE%203RD%20FLOOR,FLUSHING,NY)	Graph	1	\$41,000.00	\$41,000.00	\$41,000.00	\$41,000.00
Totals	Graph	1	\$41,000.00	\$41,000.00	\$41,000.00	\$41,000.00

Employer Name/Worksite Address	Graph	Count	Mean Wage	Median Wage	Lowest Wage	Highest Wage
MINKWON CENTER FOR COMMUNITY ACTION INC, 136-19 41ST AVE 3RD FLOOR, FLUSHING, NY (https://www.google.com/maps/place/136-19%2041ST%20AVE%203RD%20FLOOR,FLUSHING,NY)	Graph	1	\$41,000.00	\$41,000.00	\$41,000.00	\$41,000.00
Totals	Graph	1	\$41,000.00	\$41,000.00	\$41,000.00	\$41,000.00

Latitude: 40.758736 Longitude: -73.978611

Employer Name/Worksite Address	Graph	Count	Mean Wage	Median Wage	Lowest Wage	Highest Wage
BSASPEC INC., 22 ROCKFELLER PLAZA, NEW YORK, NY (https://www.google.com/maps/place/22%20ROCKFELLER%20PLAZA,NEW%20YORK,NY)	Graph	1	\$60,000.00	\$60,000.00	\$60,000.00	\$60,000.00
Totals	Graph	1	\$60,000.00	\$60,000.00	\$60,000.00	\$60,000.00

Latitude: 40.758736 Longitude: -73.968513

Employer Name/Worksite Address	Graph	Count	Mean Wage	Median Wage	Lowest Wage	Highest Wage
PARTS MODELS LLC, 7529 FDR STATION, NEW YORK, NY (https://www.google.com/maps/place/7529%20FDR%20STATION,NEW%20YORK,NY)	Graph	1	\$260,000.00	\$260,000.00	\$260,000.00	\$260,000.00
Totals	Graph	1	\$260,000.00	\$260,000.00	\$260,000.00	\$260,000.00

Employer Name/Worksite Address	Graph	Count	Mean Wage	Median Wage	Lowest Wage	Highest Wage
PARTS MODELS LLC, 7529 FDR STATION, NEW YORK, NY (https://www.google.com/maps/place/7529%20FDR%20STATION,NEW%20YORK,NY)	Graph	1	\$260,000.00	\$260,000.00	\$260,000.00	\$260,000.00
Totals	Graph	1	\$260,000.00	\$260,000.00	\$260,000.00	\$260,000.00

Latitude: 40.758764 Longitude: -73.694665

Employer Name/Worksite Address	Graph	Count	Mean Wage	Median Wage	Lowest Wage	Highest Wage
EXPEDENT CORP., 1 DAKOTA DRIVE, NEW HYDE PARK, NY (https://www.google.com/maps/place/1%20DAKOTA%20DRIVE,NEW%20HYDE%20PARK,NY)	Graph	2	\$74,000.00	\$74,000.00	\$74,000.00	\$74,000.00
MACQUARIE AMERICA SERVICES INC., 3 DAKOTA DRIVE, SUITE 210, LAKE SUCCESS, NY (https://www.google.com/maps/place/3%20DAKOTA%20DRIVE,%20SUITE%20210,LAKE%20SUCCESS,NY)	Graph	2	\$106,759.00	\$66,870.00	\$66,870.00	\$146,648.00
Totals	Graph	4	\$90,379.50	\$74,000.00	\$66,870.00	\$146,648.00

Latitude: 40.758769 Longitude: -73.981375

Employer Name/Worksite Address	Graph	Count	Mean Wage	Median Wage	Lowest Wage	Highest Wage
HEADSTRONG SERVICES LLC, 1221 AVENUE OF THE AMERICAS, NEW YORK, NY (https://www.google.com/maps/place/1221%20AVENUE%20OF%20THE%20AMERICAS,NEW%20YORK,NY)	Graph	1	\$73,000.00	\$73,000.00	\$73,000.00	\$73,000.00
Totals	Graph	1	\$73,000.00	\$73,000.00	\$73,000.00	\$73,000.00

Latitude: 40.758769 Longitude: -73.972742

Employer Name/Employer Address	Graph	Count	Mean Wage	Median Wage	Lowest Wage	Highest Wage
375 PARK FOOD LLC, 375 PARK AVENUE, NEW YORK, NY (https://www.google.com/maps/place/375%20PARK%20AVENUE,NEW%20YORK,NY)	Graph	1	\$90,000.00	\$90,000.00	\$90,000.00	\$90,000.00
AQM CAPITAL LLC, 375 PARK AVENUE, NEW YORK CITY, NY (https://www.google.com/maps/place/375%20PARK%20AVENUE,NEW%20YORK%20CITY,NY)	Graph	1	\$50,000.00	\$50,000.00	\$50,000.00	\$50,000.00
AQM CAPITAL LLC, 375 PARK AVENUE, NEW YORK, NY (https://www.google.com/maps/place/375%20PARK%20AVENUE,NEW%20YORK,NY)	Graph	1	\$52,500.00	\$52,500.00	\$52,500.00	\$52,500.00
ATLAS MERCHANT CAPITAL LLC, 375 PARK AVENUE, NEW YORK, NY (https://www.google.com/maps/place/375%20PARK%20AVENUE,NEW%20YORK,NY)	Graph	1	\$150,000.00	\$150,000.00	\$150,000.00	\$150,000.00
BANCO DE BOGOTA S A, 375 PARK AVENUE, NEW YORK, NY (https://www.google.com/maps/place/375%20PARK%20AVENUE,NEW%20YORK,NY)	Graph	1	\$50,000.00	\$50,000.00	\$50,000.00	\$50,000.00
CENTERBRIDGE PARTNERS, L.P., 375 PARK AVE, NEW YORK, NY (https://www.google.com/maps/place/375%20PARK%20AVE,NEW%20YORK,NY)	Graph	1	\$75,000.00	\$75,000.00	\$75,000.00	\$75,000.00
CINDAT USA LLC, 375 PARK AVENUE, NEW YORK, NY (https://www.google.com/maps/place/375%20PARK%20AVENUE,NEW%20YORK,NY)	Graph	1	\$80,000.00	\$80,000.00	\$80,000.00	\$80,000.00
ENTRUSTPERMAL PARTNERS OFFSHORE LP, 375 PARK AVENUE, NEW YORK, NY (https://www.google.com/maps/place/375%20PARK%20AVENUE,NEW%20YORK,NY)	Graph	1	\$200,000.00	\$200,000.00	\$200,000.00	\$200,000.00
FIERA CAPITAL INC., 375 PARK AVENUE, 8TH FLOOR, NEW YORK, NY (https://www.google.com/maps/place/375%20PARK%20AVENUE,%208TH%20FLOOR,NEW%20YORK,NY)	Graph	1	\$165,000.00	\$165,000.00	\$165,000.00	\$165,000.00
INVESTINDUSTRIAL INC., 375 PARK AVENUE, 23RD FLOOR, NEW YORK, NY (https://www.google.com/maps/place/375%20PARK%20AVENUE,%2023RD%20FLOOR,NEW%20YORK,NY)	Graph	1	\$150,000.00	\$150,000.00	\$150,000.00	\$150,000.00
INVESTINDUSTRIAL INC., 375 PARK AVENUE, SUITE 2301, NEW YORK, NY (https://www.google.com/maps/place/375%20PARK%20AVENUE,%20SUITE%202301,NEW%20YORK,NY)	Graph	1	\$315,000.00	\$315,000.00	\$315,000.00	\$315,000.00
UNIVEST SECURITIES, LLC, 375 PARK AVE, 27TH FLOOR, NEW YORK, NY (https://www.google.com/maps/place/375%20PARK%20AVE,%2027TH%20FLOOR,NEW%20YORK,NY)	Graph	2	\$66,019.00	\$66,019.00	\$66,019.00	\$66,019.00
CENTERBRIDGE PARTNERS, L.P., 375 PARK AVENUE, NEW YORK, NY (https://www.google.com/maps/place/375%20PARK%20AVENUE,NEW%20YORK,NY)	Graph	3	\$125,000.00	\$125,000.00	\$125,000.00	\$125,000.00
UNIVEST SECURITIES LLC, 375 PARK AVE, 27TH FLOOR, NEW YORK, NY (https://www.google.com/maps/place/375%20PARK%20AVE,%2027TH%20FLOOR,NEW%20YORK,NY)	Graph	3	\$63,520.00	\$66,000.00	\$58,000.00	\$66,560.00
TEMASEK INTERNATIONAL (USA) LLC, 375 PARK AVENUE, NEW YORK, NY (https://www.google.com/maps/place/375%20PARK%20AVENUE,NEW%20YORK,NY)	Graph	4	\$145,335.50	\$96,000.00	\$88,800.00	\$246,542.00
Totals	Graph	23	\$115,497.39	\$90,000.00	\$50,000.00	\$315,000.00

Employer Name/Worksite Address	Graph	Count	Mean Wage	Median Wage	Lowest Wage	Highest Wage
FIERA CAPITAL INC., 375 PARK AVENUE, 8TH FLOOR, NEW YORK, NY (https://www.google.com/maps/place/375%20PARK%20AVENUE,%208TH%20FLOOR,NEW%20YORK,NY)	Graph	1	\$165,000.00	\$165,000.00	\$165,000.00	\$165,000.00
INVESTINDUSTRIAL INC., 375 PARK AVENUE, 23RD FLOOR, NEW YORK, NY (https://www.google.com/maps/place/375%20PARK%20AVENUE,%2023RD%20FLOOR,NEW%20YORK,NY)	Graph	1	\$150,000.00	\$150,000.00	\$150,000.00	\$150,000.00
INVESTINDUSTRIAL INC., 375 PARK AVENUE, SUITE 2301, NEW YORK, NY (https://www.google.com/maps/place/375%20PARK%20AVENUE,%20SUITE%202301,NEW%20YORK,NY)	Graph	1	\$315,000.00	\$315,000.00	\$315,000.00	\$315,000.00
AQM CAPITAL LLC, 375 PARK AVENUE, NEW YORK CITY, NY (https://www.google.com/maps/place/375%20PARK%20AVENUE,NEW%20YORK%20CITY,NY)	Graph	2	\$57,500.00	\$50,000.00	\$50,000.00	\$65,000.00
WELLS FARGO BANK, N.A., 375 PARK AVE., NEW YORK, NY (https://www.google.com/maps/place/375%20PARK%20AVE.,NEW%20YORK,NY)	Graph	3	\$133,414.67	\$133,744.00	\$126,500.00	\$140,000.00
UNIVEST SECURITIES LLC, 375 PARK AVE, 27TH FLOOR, NEW YORK, NY (https://www.google.com/maps/place/375%20PARK%20AVE,%2027TH%20FLOOR,NEW%20YORK,NY)	Graph	5	\$64,519.60	\$66,019.00	\$58,000.00	\$66,560.00
TEMASEK INTERNATIONAL (USA) LLC, 375 PARK AVENUE, NEW YORK, NY (https://www.google.com/maps/place/375%20PARK%20AVENUE,NEW%20YORK,NY)	Graph	19	\$114,886.42	\$102,000.00	\$50,000.00	\$246,542.00

Employer Name/Worksite Address	Graph	Count	Mean Wage	Median Wage	Lowest Wage	Highest Wage
SRIVEN SYSTEMS INC., 375 PARK AVE, NEW YORK, NY (https://www.google.com/maps/place/375%20PARK%20AVE,NEW%20YORK,NY)	Graph	40	\$98,540.00	\$85,280.00	\$77,000.00	\$140,000
Totals	Graph	72	\$105,448.39	\$85,280.00	\$50,000.00	\$315,000

Latitude: 40.758773 Longitude: -73.989243

Employer Name/Worksite Address	Graph	Count	Mean Wage	Median Wage	Lowest Wage	Highest Wage
PARAM CONSULTING SERVICES, INC, 305 WEST 44TH STREET, NEW YORK, NY (https://www.google.com/maps/place/305%20WEST%2044TH%20STREET,NEW%20YORK,NY)	Graph	1	\$55,910.00	\$55,910.00	\$55,910.00	\$55,910.00
Totals	Graph	1	\$55,910.00	\$55,910.00	\$55,910.00	\$55,910.00

Latitude: 40.758774 Longitude: -73.829825

Employer Name/Employer Address	Graph	Count	Mean Wage	Median Wage	Lowest Wage	Highest Wage
NEW YORK TAX & ACCOUNTING, LLC, 40-42 MAIN STREET, 2ND FLOOR, FLUSHING, NY (https://www.google.com/maps/place/40-42%20MAIN%20STREET,%202ND%20FLOOR,FLUSHING,NY)	Graph	1	\$56,160.00	\$56,160.00	\$56,160.00	\$56,160.00
Totals	Graph	1	\$56,160.00	\$56,160.00	\$56,160.00	\$56,160.00

Employer Name/Worksite Address	Graph	Count	Mean Wage	Median Wage	Lowest Wage	Highest Wage
NEW YORK TAX & ACCOUNTING, LLC, 40-42 MAIN STREET, 2ND FLOOR, FLUSHING, NY (https://www.google.com/maps/place/40-42%20MAIN%20STREET,%202ND%20FLOOR,FLUSHING,NY)	Graph	1	\$56,160.00	\$56,160.00	\$56,160.00	\$56,160.00
Totals	Graph	1	\$56,160.00	\$56,160.00	\$56,160.00	\$56,160.00

Latitude: 40.758778 Longitude: -73.981326

Employer Name/Employer Address	Graph	Count	Mean Wage	Median Wage	Lowest Wage	Highest Wage
NBCUNIVERSAL MEDIA, LLC, 1221 AVENUE OF THE AMERICAS, NEW YORK, NY (https://www.google.com/maps/place/1221%20AVENUE%20OF%20THE%20AMERICAS,NEW%20YORK,NY)	Graph	2	\$117,550.00	\$115,100.00	\$115,100.00	\$120,000
DENTONS US LLP, 1221 AVENUE OF THE AMERICAS, NEW YORK, NY (https://www.google.com/maps/place/1221%20AVENUE%20OF%20THE%20AMERICAS,NEW%20YORK,NY)	Graph	3	\$141,666.67	\$170,000.00	\$75,000.00	\$180,000
QUALITAS OF LIFE FOUNDATION, 1221 AVENUE OF THE AMERICAS, NEW YORK, NY (https://www.google.com/maps/place/1221%20AVENUE%20OF%20THE%20AMERICAS,NEW%20YORK,NY)	Graph	3	\$57,659.20	\$55,000.00	\$45,676.80	\$72,300.
MUFG SECURITIES AMERICAS INC., 1221 AVENUE OF THE AMERICAS, NEW YORK, NY (https://www.google.com/maps/place/1221%20AVENUE%20OF%20THE%20AMERICAS,NEW%20YORK,NY)	Graph	5	\$160,000.00	\$125,000.00	\$85,000.00	\$250,000
ALLEN & OVERY LLP, 1221 AVENUE OF THE AMERICAS, NEW YORK, NY (https://www.google.com/maps/place/1221%20AVENUE%20OF%20THE%20AMERICAS,NEW%20YORK,NY)	Graph	9	\$214,444.44	\$190,000.00	\$180,000.00	\$315,000
Totals	Graph	22	\$161,958.07	\$180,000.00	\$45,676.80	\$315,000

Employer Name/Worksite Address	Graph	Count	Mean Wage	Median Wage	Lowest Wage	Highest Wage
EPEOPLE TECHNOLOGIES INC, 1221 6TH AVENUE,, NEW YORK, NY (https://www.google.com/maps/place/1221%206TH%20AVENUE,,NEW%20YORK,NY)	Graph	1	\$100,000.00	\$100,000.00	\$100,000.00	\$100,000
FIRST REPUBLIC BANK, 230 6TH AVENUE, NEW YORK, NY (https://www.google.com/maps/place/230%206TH%20AVENUE,NEW%20YORK,NY)	Graph	1	\$90,000.00	\$90,000.00	\$90,000.00	\$90,000
INFOCEPTS LLC, 1221 AVENUE OF THE AMERICAS,, NEW YORK, NY (https://www.google.com/maps/place/1221%20AVENUE%20OF%20THE%20AMERICAS,,NEW%20YORK,NY)	Graph	1	\$98,791.00	\$98,791.00	\$98,791.00	\$98,791
PRECISION TECHNOLOGIES CORP, 1221 6TH AVENUE, NEW YORK, NY (https://www.google.com/maps/place/1221%206TH%20%20AVENUE,NEW%20YORK,NY)	Graph	1	\$60,000.00	\$60,000.00	\$60,000.00	\$60,000

Employer Name/Worksite Address	Graph	Count	Mean Wage	Median Wage	Lowest Wage	Highest Wage
SYNECHRON, INC., 122 6TH AVE, NEW YORK, NY (https://www.google.com/maps/place/122%206TH%20AVE,NEW%20YORK,NY)	Graph	1	\$110,000.00	\$110,000.00	\$110,000.00	\$110,000.00
SYNECHRON, INC., 1221 6TH AVE., NEW YORK, NY (https://www.google.com/maps/place/1221%206TH%20AVE.,NEW%20YORK,NY)	Graph	2	\$105,826.50	\$86,653.00	\$86,653.00	\$125,000.00
CAPGEMINI AMERICA INC, 1221 6TH AVENUE, NEW YORK, NY (https://www.google.com/maps/place/1221%206TH%20AVENUE,NEW%20YORK,NY)	Graph	9	\$93,448.78	\$90,376.00	\$55,000.00	\$184,740.00
CAPGEMINI AMERICA INC, 1221 6TH AVE, NEW YORK, NY (https://www.google.com/maps/place/1221%206TH%20AVE,NEW%20YORK,NY)	Graph	19	\$98,010.53	\$95,800.00	\$71,000.00	\$125,000.00
ADAEQUARE INC, 1221 AVE OF THE AMERICAS, NEW YORK, NY (https://www.google.com/maps/place/1221%20AVE%20OF%20THE%20AMERICAS,NEW%20YORK,NY)	Graph	64	\$81,022.08	\$84,200.00	\$60,000.00	\$137,000.00
MORGAN STANLEY AND CO LLC, 1221 AVENUE OF THE AMERICAS, NEW YORK, NY (https://www.google.com/maps/place/1221%20AVENUE%20OF%20THE%20AMERICAS,NEW%20YORK,NY)	Graph	199	\$118,202.44	\$106,080.00	\$45,676.80	\$315,000.00
Totals	Graph	298	\$107,655.64	\$95,800.00	\$45,676.80	\$315,000.00

Latitude: 40.758779 Longitude: -73.96212

Employer Name/Employer Address	Graph	Count	Mean Wage	Median Wage	Lowest Wage	Highest Wage
THE CHART LAB, LLC, 400 E. 58TH STREET, NEW YORK, NY (https://www.google.com/maps/place/400%20E.%2058TH%20STREET,NEW%20YORK,NY)	Graph	1	\$74,880.00	\$74,880.00	\$74,880.00	\$74,880.00
Totals	Graph	1	\$74,880.00	\$74,880.00	\$74,880.00	\$74,880.00

Employer Name/Worksite Address	Graph	Count	Mean Wage	Median Wage	Lowest Wage	Highest Wage
THE CHART LAB, LLC, 400 E. 58TH STREET, NEW YORK, NY (https://www.google.com/maps/place/400%20E.%2058TH%20STREET,NEW%20YORK,NY)	Graph	1	\$74,880.00	\$74,880.00	\$74,880.00	\$74,880.00
Totals	Graph	1	\$74,880.00	\$74,880.00	\$74,880.00	\$74,880.00
















Latitude: 40.758781 Longitude: -73.775455

Employer Name/Employer Address	Graph	Count	Mean Wage	Median Wage	Lowest Wage	Highest Wage
COMPREHENSIVE MEDICAL OFFICE, P.C., 208-01 NORTHERN BLVD., BAYSIDE, NY (https://www.google.com/maps/place/208-01%20NORTHERN%20BLVD.,BAYSIDE,NY)	Graph	1	\$45,469.00	\$45,469.00	\$45,469.00	\$45,469.00
Totals	Graph	1	\$45,469.00	\$45,469.00	\$45,469.00	\$45,469.00



Employer Name/Worksite Address	Graph	Count	Mean Wage	Median Wage	Lowest Wage	Highest Wage
COMPREHENSIVE MEDICAL OFFICE, P.C., 208-01 NORTHERN BLVD., BAYSIDE, NY (https://www.google.com/maps/place/208-01%20NORTHERN%20BLVD.,BAYSIDE,NY)	Graph	1	\$45,469.00	\$45,469.00	\$45,469.00	\$45,469.00
Totals	Graph	1	\$45,469.00	\$45,469.00	\$45,469.00	\$45,469.00




Latitude: 40.75879 Longitude: -73.978734

Employer Name/Employer Address	Graph	Count	Mean Wage	Median Wage	Lowest Wage	Highest Wage
BA&SH AMERICA CORP., 30 ROCKEFELLER PLAZA SUITE 5405, NEW YORK, NY (https://www.google.com/maps/place/30%20ROCKEFELLER%20PLAZA%20SUITE%205405,NEW%20YORK,NY)	Graph	1	\$46,700.00	\$46,700.00	\$46,700.00	\$46,700.00
COOPER & DUNHAM LLP, 30 ROCKEFELLER PLAZA, NEW YORK, NY (https://www.google.com/maps/place/30%20ROCKEFELLER%20PLAZA,NEW%20YORK,NY)	Graph	2	\$177,000.00	\$177,000.00	\$177,000.00	\$177,000.00
NBCUNIVERSAL MEDIA, LLC, 30 ROCKEFELLER PLAZA, NEW YORK, NY (https://www.google.com/maps/place/30%20ROCKEFELLER%20PLAZA,NEW%20YORK,NY)	Graph	24	\$106,441.21	\$100,000.00	\$53,000.00	\$240,000.00
Totals	Graph	27	\$109,455.15	\$100,000.00	\$46,700.00	\$240,000.00

Employer Name/Worksite Address	Graph	Count	Mean Wage	Median Wage	Lowest Wage	Highest Wage
BA&SH AMERICA CORP., 30 ROCKEFELLER PLAZA SUITE 5405, NEW YORK, NY (https://www.google.com/maps/place/30%20ROCKEFELLER%20PLAZA%20SUITE%205405,NEW%20YORK,NY)		1	\$46,700.00	\$46,700.00	\$46,700.00	\$46,700.00
CYBERTHINK INC, 30 ROCKEFELLER PLAZA, 57TH FLOOR, NEW YORK, NY (https://www.google.com/maps/place/30%20ROCKEFELLER%20PLAZA,%2057TH%20FLOOR,NEW%20YORK,NY)		1	\$66,300.00	\$66,300.00	\$66,300.00	\$66,300.00
SPI RESEARCH AND DEVELOPMENT SERVICES, LLC, 30 ROCKEFELLER PLAZA,, NEW YORK, NY (https://www.google.com/maps/place/30%20ROCKEFELLER%20PLAZA,,NEW%20YORK,NY)		1	\$56,000.00	\$56,000.00	\$56,000.00	\$56,000.00
DELOITTE TRANSACTIONS AND BUSINESS ANALYTICS LLP, 30 ROCKFELLER PLAZA, NEW YORK, NY (https://www.google.com/maps/place/30%20ROCKFELLER%20PLAZA,NEW%20YORK,NY)		3	\$105,000.00	\$105,000.00	\$105,000.00	\$105,000.00
DELOITTE & TOUCHE LLP, 30 ROCKEFELLER PLAZA, NEW YORK,, NY (https://www.google.com/maps/place/30%20ROCKEFELLER%20PLAZA,NEW%20YORK,,NY)		15	\$65,000.00	\$65,000.00	\$65,000.00	\$65,000.00
DELOITTE CONSULTING LLP, 30 ROCKEFELLER PLAZA, NEW YORK CITY, NY (https://www.google.com/maps/place/30%20ROCKEFELLER%20PLAZA,NEW%20YORK%20CITY,NY)		15	\$106,000.00	\$106,000.00	\$106,000.00	\$106,000.00
DELOITTE CONSULTING LLP, 30 ROCKEFELLER PLAZA, NEW YPRK, NY (https://www.google.com/maps/place/30%20ROCKEFELLER%20PLAZA,NEW%20YPRK,NY)		15	\$65,000.00	\$65,000.00	\$65,000.00	\$65,000.00
DELOITTE TAX LLP, 30 ROCHEFELLER PLAZA, NEW YORK, NY (https://www.google.com/maps/place/30%20ROCHEFELLER%20PLAZA,NEW%20YORK,NY)		15	\$65,000.00	\$65,000.00	\$65,000.00	\$65,000.00
DELOITTE TRANSACTIONS AND BUSINESS ANALYTICS LLP, 30 ROCKEFELLER, NEW YORK, NY (https://www.google.com/maps/place/30%20ROCKEFELLER,NEW%20YORK,NY)		15	\$63,000.00	\$63,000.00	\$63,000.00	\$63,000.00
DELOITTE TRANSACTIONS AND BUSINESS ANALYTICS LLP, 30 ROCKFELLAR PLAZA, NEW YORK, NY (https://www.google.com/maps/place/30%20ROCKFELLAR%20PLAZA,NEW%20YORK,NY)		15	\$72,600.00	\$72,600.00	\$72,600.00	\$72,600.00
DELOITTE CONSULTING LLP, 30 ROCKEFLER PLAZA, NEW YORK, NY (https://www.google.com/maps/place/30%20ROCKEFLER%20PLAZA,NEW%20YORK,NY)		30	\$143,296.00	\$124,592.00	\$124,592.00	\$143,296.00
DELOITTE CONSULTING LLP, 30 ROCKEFELLER CENTER, NEW YORK, NY (https://www.google.com/maps/place/30%20ROCKEFELLER%20CENTER,NEW%20YORK,NY)		33	\$106,249.55	\$106,000.00	\$85,155.00	\$106,249.55
CAPGEMINI AMERICA INC, 30 ROCKEFELLER PLZ, NEW YORK, NY (https://www.google.com/maps/place/30%20ROCKEFELLER%20PLZ,NEW%20YORK,NY)		34	\$85,002.94	\$75,800.00	\$60,000.00	\$85,002.94
DELOITTE TRANSACTIONS AND BUSINESS ANALYTICS LLP, 30 ROCKEFELLER PLAZA, NEW YORK, NY (https://www.google.com/maps/place/30%20ROCKEFELLER%20PLAZA,NEW%20YORK,NY)		9231	\$80,623.26	\$71,400.00	\$52,600.00	\$80,623.26
Totals		9424	\$80,853.30	\$71,500.00	\$46,700.00	\$80,853.30

Latitude: 40.758793 Longitude: -73.421942

Employer Name/Employer Address	Graph	Count	Mean Wage	Median Wage	Lowest Wage	Highest Wage
VERINT SYSTEMS INC., 175 BROADHOLLOW ROAD, MELVILLE, NY (https://www.google.com/maps/place/175%20BROADHOLLOW%20ROAD,MELVILLE,NY)		4	\$88,017.50	\$85,987.00	\$83,500.00	\$91,562.00
Totals		4	\$88,017.50	\$85,987.00	\$83,500.00	\$91,562.00

Employer Name/Worksite Address	Graph	Count	Mean Wage	Median Wage	Lowest Wage	Highest Wage
ITAS INC, 175 BROADHOLLOW RD, MELVILLE, NY (https://www.google.com/maps/place/175%20BROADHOLLOW%20RD,MELVILLE,NY)		2	\$54,800.00	\$54,600.00	\$54,600.00	\$55,000.00
NIIT TECHNOLOGIES LIMITED, 175 BROADHOLLOW ROAD, MELVILLE, NY (https://www.google.com/maps/place/175%20BROADHOLLOW%20ROAD,MELVILLE,NY)		18	\$83,058.94	\$76,315.00	\$60,590.00	\$112,400.00
Totals		20	\$80,233.05	\$76,315.00	\$54,600.00	\$112,400.00

Latitude: 40.758801 Longitude: -73.974825

Employer Name/Employer Address	Graph	Count	Mean Wage	Median Wage	Lowest Wage	Highest Wage
APPEAR HERE INC., 485 MADISON AVENUE, 15TH FLOOR, NEW YORK, NY (https://www.google.com/maps/place/485%20MADISON%20AVENUE,%2015TH%20FLOOR,NEW%20YORK,NY)		1	\$65,000.00	\$65,000.00	\$65,000.00	\$65,000.00
JANE CHIONG CPA, P.C., 485 MADISON AVENUE, SUITE 1600, NEW YORK, NY (https://www.google.com/maps/place/485%20MADISON%20AVENUE,%20SUITE%201600,NEW%20YORK,NY)		1	\$60,000.00	\$60,000.00	\$60,000.00	\$60,000.00

Employer Name/Employer Address	Graph	Count	Mean Wage	Median Wage	Lowest Wage	Highest Wage
JANOVER LLC, 485 MADISON AVENUE, 9TH FLOOR, NEW YORK, NY (https://www.google.com/maps/place/485%20MADISON%20AVENUE,%209TH%20FLOOR,NEW%20YORK,NY)	Graph	2	\$80,000.00	\$80,000.00	\$80,000.00	\$80,000.00
Totals	Graph	4	\$71,250.00	\$65,000.00	\$60,000.00	\$80,000.00

Employer Name/Worksite Address	Graph	Count	Mean Wage	Median Wage	Lowest Wage	Highest Wage
APPEAR HERE INC., 485 MADISON AVENUE, 15TH FLOOR, NEW YORK, NY (https://www.google.com/maps/place/485%20MADISON%20AVENUE,%2015TH%20FLOOR,NEW%20YORK,NY)	Graph	1	\$65,000.00	\$65,000.00	\$65,000.00	\$65,000.00
EAST WEST BANK, 485 MADISON AVE, 12TH FLOOR, NEW YORK, NY (https://www.google.com/maps/place/485%20MADISON%20AVE,%2012TH%20FLOOR,NEW%20YORK,NY)	Graph	1	\$57,050.40	\$57,050.40	\$57,050.40	\$57,050.40
JANE CHIONG CPA, P.C., 485 MADISON AVENUE, SUITE 1600, NEW YORK, NY (https://www.google.com/maps/place/485%20MADISON%20AVENUE,%20SUITE%201600,NEW%20YORK,NY)	Graph	1	\$60,000.00	\$60,000.00	\$60,000.00	\$60,000.00
MOUNT SINAI HOSPITAL, 485 MADISON AVENUE, NEW YORK, NY (https://www.google.com/maps/place/485%20MADISON%20AVENUE,NEW%20YORK,NY)	Graph	1	\$80,870.00	\$80,870.00	\$80,870.00	\$80,870.00
JANOVER LLC, 485 MADISON AVENUE, 9TH FLOOR, NEW YORK, NY (https://www.google.com/maps/place/485%20MADISON%20AVENUE,%209TH%20FLOOR,NEW%20YORK,NY)	Graph	2	\$80,000.00	\$80,000.00	\$80,000.00	\$80,000.00
Totals	Graph	6	\$70,486.73	\$65,000.00	\$57,050.40	\$80,870.00

Latitude: 40.758829 Longitude: -73.828518

Employer Name/Employer Address	Graph	Count	Mean Wage	Median Wage	Lowest Wage	Highest Wage
NEW YORK IT LEAGUE, INC., 136-31 41ST AVE, FLUSHING, NY (https://www.google.com/maps/place/136-31%2041ST%20AVE,FLUSHING,NY)	Graph	1	\$70,500.00	\$70,500.00	\$70,500.00	\$70,500.00
Totals	Graph	1	\$70,500.00	\$70,500.00	\$70,500.00	\$70,500.00

Employer Name/Worksite Address	Graph	Count	Mean Wage	Median Wage	Lowest Wage	Highest Wage
NEW YORK IT LEAGUE, INC., 136-31 41ST AVE, FLUSHING, NY (https://www.google.com/maps/place/136-31%2041ST%20AVE,FLUSHING,NY)	Graph	1	\$70,500.00	\$70,500.00	\$70,500.00	\$70,500.00
Totals	Graph	1	\$70,500.00	\$70,500.00	\$70,500.00	\$70,500.00

Latitude: 40.758837 Longitude: -73.935186

Employer Name/Employer Address	Graph	Count	Mean Wage	Median Wage	Lowest Wage	Highest Wage
PRECISION ENVIRONMENTAL INC, 36-15A 23RD STREET, LONG ISLAND CITY, NY (https://www.google.com/maps/place/36-15A%2023RD%20STREET,LONG%20ISLAND%20CITY,NY)	Graph	1	\$58,240.00	\$58,240.00	\$58,240.00	\$58,240.00
Totals	Graph	1	\$58,240.00	\$58,240.00	\$58,240.00	\$58,240.00

Employer Name/Worksite Address	Graph	Count	Mean Wage	Median Wage	Lowest Wage	Highest Wage
PRECISION ENVIRONMENTAL INC, 36-15A 23RD ST, LONG ISLAND CITY, NY (https://www.google.com/maps/place/36-15A%2023RD%20ST,LONG%20ISLAND%20CITY,NY)	Graph	1	\$58,531.00	\$58,531.00	\$58,531.00	\$58,531.00
Totals	Graph	1	\$58,531.00	\$58,531.00	\$58,531.00	\$58,531.00

Latitude: 40.758838 Longitude: -73.989397

Employer Name/Employer Address	Graph	Count	Mean Wage	Median Wage	Lowest Wage	Highest Wage
IROKO PARTNERS INC., 321 WEST 44TH STREET, NEW YORK, NY (https://www.google.com/maps/place/321%20WEST%2044TH%20STREET,NEW%20YORK,NY)	Graph	1	\$140,000.00	\$140,000.00	\$140,000.00	\$140,000.00

Employer Name/Employer Address	Graph	Count	Mean Wage	Median Wage	Lowest Wage	Highest Wage
IROKO PARTNERS INC., 321 WEST 44TH STREET, SUITE 606, NEW YORK, NY (https://www.google.com/maps/place/321%20WEST%2044TH%20STREET,%20SUITE%20606,NEW%20YORK,NY)	Graph	1	\$115,000.00	\$115,000.00	\$115,000.00	\$115,000.00
CAST SOFTWARE, INC., 321 WEST 44TH STREET, SUITE 501, NEW YORK, NY (https://www.google.com/maps/place/321%20WEST%2044TH%20STREET,%20SUITE%20501,NEW%20YORK,NY)	Graph	3	\$124,429.00	\$124,987.00	\$110,000.00	\$124,987.00
Totals	Graph	5	\$125,657.40	\$124,987.00	\$110,000.00	\$124,987.00

Employer Name/Worksite Address	Graph	Count	Mean Wage	Median Wage	Lowest Wage	Highest Wage
CAST SOFTWARE, INC., 321 W. 44TH ST., SUITE 501, NEW YORK, NY (https://www.google.com/maps/place/321%20W.%2044TH%20ST.,%20SUITE%20501,NEW%20YORK,NY)	Graph	1	\$124,987.00	\$124,987.00	\$124,987.00	\$124,987.00
IROKO PARTNERS INC., 321 WEST 44TH STREET, NEW YORK, NY (https://www.google.com/maps/place/321%20WEST%2044TH%20STREET,NEW%20YORK,NY)	Graph	1	\$140,000.00	\$140,000.00	\$140,000.00	\$140,000.00
IROKO PARTNERS INC., 321 WEST 44TH STREET, SUITE 606, NEW YORK, NY (https://www.google.com/maps/place/321%20WEST%2044TH%20STREET,%20SUITE%20606,NEW%20YORK,NY)	Graph	1	\$115,000.00	\$115,000.00	\$115,000.00	\$115,000.00
CAST SOFTWARE, INC., 321 WEST 44TH STREET, SUITE 501, NEW YORK, NY (https://www.google.com/maps/place/321%20WEST%2044TH%20STREET,%20SUITE%20501,NEW%20YORK,NY)	Graph	2	\$124,150.00	\$110,000.00	\$110,000.00	\$124,987.00
Totals	Graph	5	\$125,657.40	\$124,987.00	\$110,000.00	\$124,987.00

Latitude: 40.758838 Longitude: -73.976901

Employer Name/Employer Address	Graph	Count	Mean Wage	Median Wage	Lowest Wage	Highest Wage
BRUCE W LEVIN DMD AND JOEL KLASTELED DDS PLLC, 630 5TH AVE, NEW YORK, NY (https://www.google.com/maps/place/630%205TH%20AVE,NEW%20YORK,NY)	Graph	1	\$65,000.00	\$65,000.00	\$65,000.00	\$65,000.00
GOLDBERG LINDSAY & CO. LLC, 630 FIFTH AVENUE, NEW YORK, NY (https://www.google.com/maps/place/630%20FIFTH%20AVENUE,NEW%20YORK,NY)	Graph	1	\$200,000.00	\$200,000.00	\$200,000.00	\$200,000.00
LUXINTEL, LLC, 630 FIFTH AVENUE, NEW YORK, NY (https://www.google.com/maps/place/630%20FIFTH%20AVENUE,NEW%20YORK,NY)	Graph	1	\$48,880.00	\$48,880.00	\$48,880.00	\$48,880.00
LUXINTEL, LLC, 630 FIFTH AVENUE, NEW YORK, NY (https://www.google.com/maps/place/630%20FIFTH%20AVENUE,NEW%20YORK,NY)	Graph	1	\$67,600.00	\$67,600.00	\$67,600.00	\$67,600.00
RH?NE GROUP LLC, 630 FIFTH AVENUE, NEW YORK, NY (https://www.google.com/maps/place/630%20FIFTH%20AVENUE,NEW%20YORK,NY)	Graph	1	\$154,003.00	\$154,003.00	\$154,003.00	\$154,003.00
THE BESSEMER GROUP, INCORPORATED, 630 FIFTH AVENUE, NEW YORK, NY (https://www.google.com/maps/place/630%20FIFTH%20AVENUE,NEW%20YORK,NY)	Graph	1	\$163,000.00	\$163,000.00	\$163,000.00	\$163,000.00
GUOTAI JUNAN SECURITIES USA, INC., 630 FIFTH AVENUE, SUITE 1915, NEW YORK, NY (https://www.google.com/maps/place/630%20FIFTH%20AVENUE,%20SUITE%201915,NEW%20YORK,NY)	Graph	2	\$70,000.00	\$70,000.00	\$70,000.00	\$70,000.00
SYMPHONY TALENT, LLC, 630 5TH AVENUE, NEW YORK, NY (https://www.google.com/maps/place/630%205TH%20AVENUE,NEW%20YORK,NY)	Graph	3	\$58,767.00	\$55,744.00	\$55,744.00	\$64,813.00
Totals	Graph	11	\$92,253.09	\$67,600.00	\$48,880.00	\$200,000.00

Employer Name/Worksite Address	Graph	Count	Mean Wage	Median Wage	Lowest Wage	Highest Wage
BRUCE W LEVIN DMD AND JOEL KLASTELED DDS PLLC, 630 5TH AVE, NEW YORK, NY (https://www.google.com/maps/place/630%205TH%20AVE,NEW%20YORK,NY)	Graph	1	\$65,000.00	\$65,000.00	\$65,000.00	\$65,000.00
GOLDBERG LINDSAY & CO. LLC, 630 FIFTH AVENUE- 30TH FLOOR, NEW YORK, NY (https://www.google.com/maps/place/630%20FIFTH%20AVENUE-%2030TH%20FLOOR,NEW%20YORK,NY)	Graph	1	\$200,000.00	\$200,000.00	\$200,000.00	\$200,000.00
SYNECHRON, INC., 630 FIFTH AVENUE 5TH FLOOR, NEW YORK, NY (https://www.google.com/maps/place/630%20FIFTH%20AVENUE%205TH%20FLOOR,NEW%20YORK,NY)	Graph	1	\$91,000.00	\$91,000.00	\$91,000.00	\$91,000.00
GUOTAI JUNAN SECURITIES USA, INC., 630 FIFTH AVENUE, SUITE 1915, NEW YORK, NY (https://www.google.com/maps/place/630%20FIFTH%20AVENUE,%20SUITE%201915,NEW%20YORK,NY)	Graph	2	\$70,000.00	\$70,000.00	\$70,000.00	\$70,000.00
INFOSYS LIMITED, 630 FIFTH AVENUE,,SUITE 1600,, NEW YORK, NY (https://www.google.com/maps/place/630%20FIFTH%20AVENUE,,SUITE%201600,,NEW%20YORK,NY)	Graph	2	\$110,685.00	\$104,936.00	\$104,936.00	\$116,434.00
LUXINTEL, LLC, 630 FIFTH AVENUE, NEW YORK, NY (https://www.google.com/maps/place/630%20FIFTH%20AVENUE,NEW%20YORK,NY)	Graph	2	\$58,240.00	\$48,880.00	\$48,880.00	\$67,600.00

Employer Name/Worksite Address	Graph	Count	Mean Wage	Median Wage	Lowest Wage	Highest Wage
MARKIT NORTH AMERICA, INC., 630 5TH AVENUE, 5TH FLOOR, NEW YORK, NY (https://www.google.com/maps/place/630%205TH%20AVENUE,%205TH%20FLOOR,NEW%20YORK,NY)	Graph	5	\$89,036.60	\$90,813.00	\$53,165.00	\$111,405.0
MARKITSERV, LLC, 630 FIFTH AVENUE, NEW YORK, NY (https://www.google.com/maps/place/630%20FIFTH%20AVENUE,NEW%20YORK,NY)	Graph	10	\$111,202.14	\$111,405.00	\$54,995.20	\$163,000.0
MARKIT NORTH AMERICA, INC., 630 5TH AVENUE, NEW YORK, NY (https://www.google.com/maps/place/630%205TH%20AVENUE,NEW%20YORK,NY)	Graph	25	\$66,461.12	\$65,100.00	\$53,165.00	\$111,405.0
Totals	Graph	49	\$82,705.76	\$65,100.00	\$48,880.00	\$200,000.0

Latitude: 40.758842 Longitude: -73.988702

Employer Name/Employer Address	Graph	Count	Mean Wage	Median Wage	Lowest Wage	Highest Wage
NEW YORK HOTEL AND MOTEL TRADES COUNCIL, 707 8TH AVENUE, NEW YORK, NY (https://www.google.com/maps/place/707%208TH%20AVENUE,NEW%20YORK,NY)	Graph	1	\$60,000.00	\$60,000.00	\$60,000.00	\$60,000.00
Totals	Graph	1	\$60,000.00	\$60,000.00	\$60,000.00	\$60,000.00

Employer Name/Worksite Address	Graph	Count	Mean Wage	Median Wage	Lowest Wage	Highest Wage
NEW YORK HOTEL AND MOTEL TRADES COUNCIL, 707 8TH AVENUE, NEW YORK, NY (https://www.google.com/maps/place/707%208TH%20AVENUE,NEW%20YORK,NY)	Graph	1	\$60,000.00	\$60,000.00	\$60,000.00	\$60,000.00
Totals	Graph	1	\$60,000.00	\$60,000.00	\$60,000.00	\$60,000.00

Latitude: 40.758851 Longitude: -73.978077

Employer Name/Worksite Address	Graph	Count	Mean Wage	Median Wage	Lowest Wage	Highest Wage
NAVITAS BUSINESS CONSULTING, INC., 1 ROCKEFELLER PLAZA, NEW YORK, NY (https://www.google.com/maps/place/1%20ROCKEFELLER%20PLAZA,NEW%20YORK,NY)	Graph	2	\$100,000.00	\$100,000.00	\$100,000.00	\$100,000.00
Totals	Graph	2	\$100,000.00	\$100,000.00	\$100,000.00	\$100,000.00

Latitude: 40.758858 Longitude: -73.405887

Employer Name/Employer Address	Graph	Count	Mean Wage	Median Wage	Lowest Wage	Highest Wage
AFCO SYSTEM'S PAYROLL CORP, 200 FINN COURT, FARMINGDALE, NY (https://www.google.com/maps/place/200%20FINN%20COURT,FARMINGDALE,NY)	Graph	1	\$64,854.40	\$64,854.40	\$64,854.40	\$64,854.40
AFCO SYSTEMS PAYROLL CORP, 200 FINN COURT, FARMINGDALE, NY (https://www.google.com/maps/place/200%20FINN%20COURT,FARMINGDALE,NY)	Graph	1	\$65,000.00	\$65,000.00	\$65,000.00	\$65,000.00
Totals	Graph	2	\$64,927.20	\$64,854.40	\$64,854.40	\$65,000.00

Employer Name/Worksite Address	Graph	Count	Mean Wage	Median Wage	Lowest Wage	Highest Wage
AFCO SYSTEMS PAYROLL CORP, 200 FINN COURT, FARMINGDALE, NY (https://www.google.com/maps/place/200%20FINN%20COURT,FARMINGDALE,NY)	Graph	2	\$64,927.20	\$64,854.40	\$64,854.40	\$65,000.00
Totals	Graph	2	\$64,927.20	\$64,854.40	\$64,854.40	\$65,000.00

Latitude: 40.758861 Longitude: -73.405828

Employer Name/Employer Address	Graph	Count	Mean Wage	Median Wage	Lowest Wage	Highest Wage
THE JOBIN ORGANIZATION, INC., 120 FINN COURT, FARMINGDALE, NY (https://www.google.com/maps/place/120%20FINN%20COURT,FARMINGDALE,NY)	Graph	2	\$73,400.00	\$70,800.00	\$70,800.00	\$76,000.00
Totals	Graph	2	\$73,400.00	\$70,800.00	\$70,800.00	\$76,000.00

Employer Name/Worksite Address	Graph	Count	Mean Wage	Median Wage	Lowest Wage	Highest Wage
THE JOBIN ORGANIZATION, INC., 120 FINN COURT, FARMINGDALE, NY (https://www.google.com/maps/place/120%20FINN%20COURT,FARMINGDALE,NY)	Graph	2	\$73,400.00	\$70,800.00	\$70,800.00	\$76,000.00
Totals	Graph	2	\$73,400.00	\$70,800.00	\$70,800.00	\$76,000.00

Latitude: 40.758887 Longitude: -73.74163

Employer Name/Worksite Address	Graph	Count	Mean Wage	Median Wage	Lowest Wage	Highest Wage
BRAGA CORP, 52-29 241 STREET, DOUGLSTON, NY (https://www.google.com/maps/place/52-29%20241%20STREET,DOUGLSTON,NY)	Graph	1	\$72,467.00	\$72,467.00	\$72,467.00	\$72,467.00
Totals	Graph	1	\$72,467.00	\$72,467.00	\$72,467.00	\$72,467.00

Employer Name/Worksite Address	Graph	Count	Mean Wage	Median Wage	Lowest Wage	Highest Wage
BRAGA CORP, 52-29 241 STREET, DOUGLSTON, NY (https://www.google.com/maps/place/52-29%20241%20STREET,DOUGLSTON,NY)	Graph	1	\$72,467.00	\$72,467.00	\$72,467.00	\$72,467.00
Totals	Graph	1	\$72,467.00	\$72,467.00	\$72,467.00	\$72,467.00

Latitude: 40.758926 Longitude: -73.972628

Employer Name/Worksite Address	Graph	Count	Mean Wage	Median Wage	Lowest Wage	Highest Wage
YOU ARE THE REF INTERNATIONAL INC, 1375 PARK AVENUE, SUITE 2607, NEW YORK, NY (https://www.google.com/maps/place/1375%20PARK%20AVENUE,%20SUITE%202607,NEW%20YORK,NY)	Graph	1	\$34,590.40	\$34,590.40	\$34,590.40	\$34,590.40
Totals	Graph	1	\$34,590.40	\$34,590.40	\$34,590.40	\$34,590.40



Employer Name/Worksite Address	Graph	Count	Mean Wage	Median Wage	Lowest Wage	Highest Wage
YOU ARE THE REF INTERNATIONAL INC, 1375 PARK AVENUE, SUITE 2607, NEW YORK, NY (https://www.google.com/maps/place/1375%20PARK%20AVENUE,%20SUITE%202607,NEW%20YORK,NY)	Graph	1	\$34,590.40	\$34,590.40	\$34,590.40	\$34,590.40
Totals	Graph	1	\$34,590.40	\$34,590.40	\$34,590.40	\$34,590.40

Latitude: 40.758936 Longitude: -73.974429

Employer Name/Worksite Address	Graph	Count	Mean Wage	Median Wage	Lowest Wage	Highest Wage
BLACKROCK REALTY ADVISORS, INC., 40 EAST 52ND STREET, NEW YORK, NY (https://www.google.com/maps/place/40%20EAST%2052ND%20STREET,NEW%20YORK,NY)	Graph	1	\$111,405.00	\$111,405.00	\$111,405.00	\$111,405.00
BLACKROCK INSTITUTIONAL SERVICES, INC., 40 EAST 52ND STREET, NEW YORK, NY (https://www.google.com/maps/place/40%20EAST%2052ND%20STREET,NEW%20YORK,NY)	Graph	4	\$83,319.25	\$84,864.00	\$64,813.00	\$91,800.00
BLACKROCK INVESTMENT MANAGEMENT, LLC, 40 EAST 52ND STREET, NEW YORK, NY (https://www.google.com/maps/place/40%20EAST%2052ND%20STREET,NEW%20YORK,NY)	Graph	6	\$89,885.00	\$71,700.00	\$70,400.00	\$124,592.00
BLACKROCK FINANCIAL MANAGEMENT, INC., 40 EAST 52ND STREET, NEW YORK, NY (https://www.google.com/maps/place/40%20EAST%2052ND%20STREET,NEW%20YORK,NY)	Graph	60	\$97,319.85	\$90,813.00	\$45,157.00	\$231,899.00
Totals	Graph	71	\$96,101.17	\$90,813.00	\$45,157.00	\$231,899.00









Employer Name/Worksite Address	Graph	Count	Mean Wage	Median Wage	Lowest Wage	Highest Wage
BLACKROCK FINANCIAL MANAGEMENT, INC., 40 E 52ND STREET, NEW YORK, NY (https://www.google.com/maps/place/40%20E%2052ND%20STREET,NEW%20YORK,NY)	Graph	2	\$62,874.50	\$60,000.00	\$60,000.00	\$65,749.00
BLACKROCK FINANCIAL MANAGEMENT, INC., 40 EAST 52ND STREET, NEW YORK, NY (https://www.google.com/maps/place/40%20EAST%2052ND%20STREET,NEW%20YORK,NY)	Graph	989	\$112,157.53	\$111,405.00	\$53,165.00	\$231,899.00
Totals	Graph	991	\$112,058.06	\$111,405.00	\$53,165.00	\$231,899.00




Latitude: 40.758953 Longitude: -73.981035

Employer Name/Employer Address	Graph	Count	Mean Wage	Median Wage	Lowest Wage	Highest Wage
FIRST REPUBLIC SECURITIES COMPANY, LLC, 1230 AVENUE OF THE AMERICAS, NEW YORK, NY (https://www.google.com/maps/place/1230%20AVENUE%20OF%20THE%20AMERICAS,NEW%20YORK,NY)		2	\$94,000.00	\$94,000.00	\$94,000.00	\$94,000.00
Totals		2	\$94,000.00	\$94,000.00	\$94,000.00	\$94,000.00



Employer Name/Worksite Address	Graph	Count	Mean Wage	Median Wage	Lowest Wage	Highest Wage
FIRST REPUBLIC BANK, 1230 6TH AVENUE, NEW YORK, NY (https://www.google.com/maps/place/1230%206TH%20AVENUE,NEW%20YORK,NY)		1	\$70,000.00	\$70,000.00	\$70,000.00	\$70,000.00
KPK TECHNOLOGIES INC, 1230 AVENUE OF THE AMERICAS, NEW YORK, NY (https://www.google.com/maps/place/1230%20AVENUE%20OF%20THE%20AMERICAS,NEW%20YORK,NY)		9	\$92,369.33	\$90,000.00	\$61,734.00	\$150,000.00
Totals		10	\$90,132.40	\$90,000.00	\$61,734.00	\$150,000.00

Latitude: 40.758957 Longitude: -73.974875

Employer Name/Employer Address	Graph	Count	Mean Wage	Median Wage	Lowest Wage	Highest Wage
CHAMELEON COMMUNICATIONS INTERNATIONAL INC., 488 MADISON AVE, NEW YORK, NY (https://www.google.com/maps/place/488%20MADISON%20AVE,NEW%20YORK,NY)		1	\$92,025.00	\$92,025.00	\$92,025.00	\$92,025.00
CHAMELEON COMMUNICATIONS INTERNATIONAL INC., 488 MADISON AVENUE, NEW YORK, NY (https://www.google.com/maps/place/488%20MADISON%20AVENUE,NEW%20YORK,NY)		1	\$140,000.00	\$140,000.00	\$140,000.00	\$140,000.00
HEALTH SCIENCE COMMUNICATIONS LLC, 488 MADISON AVENUE, NEW YORK, NY (https://www.google.com/maps/place/488%20MADISON%20AVENUE,NEW%20YORK,NY)		1	\$68,500.00	\$68,500.00	\$68,500.00	\$68,500.00
LAGARDERE SPORTS, 488 MADISON AVENUE, NEW YORK, NY (https://www.google.com/maps/place/488%20MADISON%20AVENUE,NEW%20YORK,NY)		1	\$45,000.00	\$45,000.00	\$45,000.00	\$45,000.00
SPORTS INVESTMENT COMPANY LLC, 488 MADISON AVENUE, NEW YORK, NY (https://www.google.com/maps/place/488%20MADISON%20AVENUE,NEW%20YORK,NY)		1	\$185,000.00	\$185,000.00	\$185,000.00	\$185,000.00
TBWA-WORLDHEALTH NEW YORK INC., 488 MADISON AVENUE, NEW YORK, NY (https://www.google.com/maps/place/488%20MADISON%20AVENUE,NEW%20YORK,NY)		2	\$47,000.00	\$47,000.00	\$47,000.00	\$47,000.00
TBWA WORLDWIDE INC., 488 MADISON AVENUE, NEW YORK, NY (https://www.google.com/maps/place/488%20MADISON%20AVENUE,NEW%20YORK,NY)		8	\$82,084.38	\$62,000.00	\$42,000.00	\$160,000.00
Totals		15	\$85,413.33	\$63,000.00	\$42,000.00	\$185,000.00

Employer Name/Worksite Address	Graph	Count	Mean Wage	Median Wage	Lowest Wage	Highest Wage
CROWE HORWATH LLP, 488 MADISON AVE., NEW YORK, NY (https://www.google.com/maps/place/488%20MADISON%20AVE.,NEW%20YORK,NY)		1	\$55,765.00	\$55,765.00	\$55,765.00	\$55,765.00
TBWA WORLDWIDE INC., 488 MADISON AVENUE, NEW YORK, NY (https://www.google.com/maps/place/488%20MADISON%20AVENUE,NEW%20YORK,NY)		13	\$89,823.08	\$63,000.00	\$42,000.00	\$185,000.00
Totals		14	\$87,390.36	\$62,000.00	\$42,000.00	\$185,000.00

Latitude: 40.758992 Longitude: -73.412399

Employer Name/Worksite Address	Graph	Count	Mean Wage	Median Wage	Lowest Wage	Highest Wage
ALDRIDGE PITE, LLP, 40 MARCUS DR., MELVILLE, NY (https://www.google.com/maps/place/40%20MARCUS%20DR.,MELVILLE,NY)		1	\$66,456.00	\$66,456.00	\$66,456.00	\$66,456.00
Totals		1	\$66,456.00	\$66,456.00	\$66,456.00	\$66,456.00

Latitude: 40.758993 Longitude: -73.974224

Employer Name/Employer Address	Graph	Count	Mean Wage	Median Wage	Lowest Wage	
CATHAY CAPITAL NA, LLC, 55 EAST 52ND STREET, NEW YORK, NY (https://www.google.com/maps/place/55%20EAST%2052ND%20STREET,NEW%20YORK,NY)	Graph	1	\$100,000.00	\$100,000.00	\$100,000.00	\$
EVERCORE PARTNERS SERVICES EAST LLC, 55 EAST 52ND STREET, NEW YORK, NY (https://www.google.com/maps/place/55%20EAST%2052ND%20STREET,NEW%20YORK,NY)	Graph	1	\$124,592.00	\$124,592.00	\$124,592.00	\$
GENERAL ATLANTIC SERVICE COMPANY, LLC, 55 EAST 52ND STREET, 32ND FLOOR, NEW YORK, NY (https://www.google.com/maps/place/55%20EAST%2052ND%20STREET,%2032ND%20FLOOR,NEW%20YORK,NY)	Graph	3	\$139,050.00	\$137,000.00	\$125,150.00	\$
EVERCORE PARTNERS SERVICES EAST, LLC, 55 EAST 52ND STREET, NEW YORK, NY (https://www.google.com/maps/place/55%20EAST%2052ND%20STREET,NEW%20YORK,NY)	Graph	50	\$143,700.00	\$150,000.00	\$95,000.00	\$
Totals	Graph	55	\$142,304.40	\$150,000.00	\$95,000.00	\$

Employer Name/Worksite Address	Graph	Count	Mean Wage	Median Wage	Lowest Wage	
CITIUSTECH INC, 55 EAST 52ND STREET,, NEW YORK, NY (https://www.google.com/maps/place/55%20EAST%2052ND%20STREET,,NEW%20YORK,NY)	Graph	1	\$97,000.00	\$97,000.00	\$97,000.00	\$
IT AMERICA INC, 55 E 52ND STREET, NEW YORK, NY (https://www.google.com/maps/place/55%20E%2052ND%20STREET,NEW%20YORK,NY)	Graph	1	\$62,000.00	\$62,000.00	\$62,000.00	\$
CITIUSTECH INC, 55 E 52ND ST,, NEW YORK, NY (https://www.google.com/maps/place/55%20E%2052ND%20ST,,NEW%20YORK,NY)	Graph	2	\$110,000.00	\$110,000.00	\$110,000.00	\$
GENERAL ATLANTIC SERVICE COMPANY, LLC, 55 EAST 52ND STREET, 32ND FLOOR, NEW YORK, NY (https://www.google.com/maps/place/55%20EAST%2052ND%20STREET,%2032ND%20FLOOR,NEW%20YORK,NY)	Graph	3	\$139,050.00	\$137,000.00	\$125,150.00	\$
SWISS RE AMERICA HOLDING CORPORATION, 55 EAST 52ND STREET, NEW YORK, NY (https://www.google.com/maps/place/55%20EAST%2052ND%20STREET,NEW%20YORK,NY)	Graph	96	\$111,187.66	\$95,000.00	\$53,200.00	\$
MCKINSEY & COMPANY, INC. UNITED STATES, MCKINSEY & COMPANY, INC., NEW YORK, NY (https://www.google.com/maps/place/MCKINSEY%20%26%20COMPANY,%20INC.,NEW%20YORK,NY)	Graph	237	\$120,745.75	\$102,856.00	\$80,000.00	\$
Totals	Graph	340	\$117,902.67	\$102,856.00	\$53,200.00	\$

Latitude: 40.759024 Longitude: -73.974211

Employer Name/Worksite Address	Graph	Count	Mean Wage	Median Wage	Lowest Wage	Highest Wage
BLACKROCK FINANCIAL MANAGEMENT, INC., 50 EAST 52ND STREET, NEW YORK, NY (https://www.google.com/maps/place/50%20EAST%2052ND%20STREET,NEW%20YORK,NY)	Graph	1	\$111,405.00	\$111,405.00	\$111,405.00	\$111,405.00
EVERCORE PARTNERS SERVICES EAST, LLC, 40 EAST 52ND STREET, NEW YORK, NY (https://www.google.com/maps/place/40%20EAST%2052ND%20STREET,NEW%20YORK,NY)	Graph	1	\$95,000.00	\$95,000.00	\$95,000.00	\$95,000.00
HEERASOFT INC., GENERAL ATLANTIC, NEW YORK, NY (https://www.google.com/maps/place/GENERAL%20ATLANTIC,NEW%20YORK,NY)	Graph	1	\$93,600.00	\$93,600.00	\$93,600.00	\$93,600.00
NYSE MARKET (DE), INC., 55 E 52 STREET, NEW YORK, NY (https://www.google.com/maps/place/55%20E%2052%20STREET,NEW%20YORK,NY)	Graph	1	\$103,500.00	\$103,500.00	\$103,500.00	\$103,500.00
NYSE MARKET (DE), INC., 55 EAST 52ND STREET, NEW YORK, NY (https://www.google.com/maps/place/55%20EAST%2052ND%20STREET,NEW%20YORK,NY)	Graph	2	\$85,125.00	\$70,250.00	\$70,250.00	\$100,000.00
TATA CONSULTANCY SERVICES LIMITED, 80 PINE ST, 2ND FLOOR, NEW YORK, NY (https://www.google.com/maps/place/80%20PINE%20ST,%202ND%20FLOOR,NEW%20YORK,NY)	Graph	2	\$65,645.00	\$65,645.00	\$65,645.00	\$65,645.00
TATA CONSULTANCY SERVICES LIMITED, 80 PINE ST, NEW YORK, NY (https://www.google.com/maps/place/80%20PINE%20ST,NEW%20YORK,NY)	Graph	2	\$65,645.00	\$65,645.00	\$65,645.00	\$65,645.00
Totals	Graph	10	\$83,633.50	\$70,250.00	\$65,645.00	\$111,405.00

Latitude: 40.759024 Longitude: -73.829946

Employer Name/Employer Address	Graph	Count	Mean Wage	Median Wage	Lowest Wage	Highest Wage
ALL RX PHARMACY INC., 40-22 MAIN STREET, FLUSHING, NY (https://www.google.com/maps/place/40-22%20MAIN%20STREET,FLUSHING,NY)	Graph	1	\$114,400.00	\$114,400.00	\$114,400.00	\$114,400.00
Totals	Graph	1	\$114,400.00	\$114,400.00	\$114,400.00	\$114,400.00

Employer Name/Worksite Address	Graph	Count	Mean Wage	Median Wage	Lowest Wage	Highest Wage
ALL RX PHARMACY INC., 40-22 MAIN STREET, FLUSHING, NY (https://www.google.com/maps/place/40-22%20MAIN%20STREET,FLUSHING,NY)	Graph	1	\$114,400.00	\$114,400.00	\$114,400.00	\$114,400.00
Totals	Graph	1	\$114,400.00	\$114,400.00	\$114,400.00	\$114,400.00

Latitude: 40.759033 Longitude: -73.834182

Employer Name/Worksite Address	Graph	Count	Mean Wage	Median Wage	Lowest Wage	Highest Wage
WEI WEI & CO. LLP, 133-10 39TH AVE, FLUSHING, NY (https://www.google.com/maps/place/133-10%2039TH%20AVE,FLUSHING,NY)	Graph	24	\$56,668.73	\$55,764.80	\$55,764.80	\$77,459.20
Totals	Graph	24	\$56,668.73	\$55,764.80	\$55,764.80	\$77,459.20

Employer Name/Worksite Address	Graph	Count	Mean Wage	Median Wage	Lowest Wage	Highest Wage
WEI WEI & CO. LLP, 133-10 39TH AVE, FLUSHING, NY (https://www.google.com/maps/place/133-10%2039TH%20AVE,FLUSHING,NY)	Graph	1	\$77,459.20	\$77,459.20	\$77,459.20	\$77,459.20
Totals	Graph	1	\$77,459.20	\$77,459.20	\$77,459.20	\$77,459.20

Latitude: 40.759037 Longitude: -73.968335

Employer Name/Worksite Address	Graph	Count	Mean Wage	Median Wage	Lowest Wage	Highest Wage
BLOOMBERG STP LLC, 919 THIRD AVE, NEW YORK, NY (https://www.google.com/maps/place/919%20THIRD%20AVE,NEW%20YORK,NY)	Graph	1	\$145,500.00	\$145,500.00	\$145,500.00	\$145,500.00
DEBEVOISE & PLIMPTON LLP, 919 THIRD AVE, NEW YORK, NY (https://www.google.com/maps/place/919%20THIRD%20AVE,NEW%20YORK,NY)	Graph	1	\$190,000.00	\$190,000.00	\$190,000.00	\$190,000.00
DEBEVOISE & PLIMPTON LLP, 919 THIRD AVENUE, NEW YORK, NY (https://www.google.com/maps/place/919%20THIRD%20AVENUE,NEW%20YORK,NY)	Graph	1	\$210,000.00	\$210,000.00	\$210,000.00	\$210,000.00
BLOOMINGDALES.COM, LLC, 919 THIRD AVENUE, NEW YORK, NY (https://www.google.com/maps/place/919%20THIRD%20AVENUE,NEW%20YORK,NY)	Graph	3	\$70,221.00	\$70,221.00	\$70,221.00	\$70,221.00
SCHULTE ROTH & ZABEL LLP, 919 THIRD AVENUE, NEW YORK, NY (https://www.google.com/maps/place/919%20THIRD%20AVENUE,NEW%20YORK,NY)	Graph	4	\$237,500.00	\$180,000.00	\$180,000.00	\$355,000.00
DEBEVOISE & PLIMPTON LLP, 919 THIRD AVE., NEW YORK, NY (https://www.google.com/maps/place/919%20THIRD%20AVE.,NEW%20YORK,NY)	Graph	19	\$200,000.00	\$180,000.00	\$180,000.00	\$315,000.00
Totals	Graph	29	\$189,867.69	\$180,000.00	\$70,221.00	\$355,000.00

Employer Name/Worksite Address	Graph	Count	Mean Wage	Median Wage	Lowest Wage	Highest Wage
BLOOMINGDALES.COM, INC., 919 THIRD AVENUE, 6TH FLOOR, NEW YORK, NY (https://www.google.com/maps/place/919%20THIRD%20AVENUE,%206TH%20FLOOR,NEW%20YORK,NY)	Graph	1	\$80,000.00	\$80,000.00	\$80,000.00	\$80,000.00
BLOOMINGDALES.COM, INC., 919 THIRD AVENUE, FLOOR 9, NEW YORK, NY (https://www.google.com/maps/place/919%20THIRD%20AVENUE,%20FLOOR%209,NEW%20YORK,NY)	Graph	1	\$120,000.00	\$120,000.00	\$120,000.00	\$120,000.00
NARTAL SYSTEMS, INC., 919 THIRD AVENUE, 11TH FLOOR, NEW YORK, NY (https://www.google.com/maps/place/919%20THIRD%20AVENUE,%2011TH%20FLOOR,NEW%20YORK,NY)	Graph	1	\$76,000.00	\$76,000.00	\$76,000.00	\$76,000.00
SOFTNICE, INC., 919 3RD AVENUE, NEW YORK, NY (https://www.google.com/maps/place/919%203RD%20AVENUE,NEW%20YORK,NY)	Graph	4	\$65,260.00	\$65,000.00	\$60,000.00	\$70,000.00
BLOOMINGDALES.COM, LLC, 919 THIRD AVE, NEW YORK, NY (https://www.google.com/maps/place/919%20THIRD%20AVE,NEW%20YORK,NY)	Graph	5	\$169,244.20	\$190,000.00	\$70,221.00	\$222,000.00
DEBEVOISE & PLIMPTON LLP, 919 THIRD AVE., NEW YORK, NY (https://www.google.com/maps/place/919%20THIRD%20AVE.,NEW%20YORK,NY)	Graph	19	\$200,000.00	\$180,000.00	\$180,000.00	\$315,000.00
BLOOMINGDALES.COM, LLC, 919 THIRD AVENUE, NEW YORK, NY (https://www.google.com/maps/place/919%20THIRD%20AVENUE,NEW%20YORK,NY)	Graph	106	\$108,721.92	\$90,376.00	\$55,000.00	\$355,000.00
Totals	Graph	137	\$121,954.63	\$111,405.00	\$55,000.00	\$355,000.00

Latitude: 40.759101 Longitude: -73.97038

Employer Name/Employer Address	Graph	Count	Mean Wage	Median Wage	Lowest Wage	Highest Wage
ACE CAPITAL LLC, 641 LEXINGTON AVE, NEW YORK, NY (https://www.google.com/maps/place/641%20LEXINGTON%20AVE,NEW%20YORK,NY)	Graph	1	\$70,000.00	\$70,000.00	\$70,000.00	\$70,000
ALCHEMY PROPERTIES INC., 641 LEXINGTON AVENUE, NEW YORK, NY (https://www.google.com/maps/place/641%20LEXINGTON%20AVENUE,NEW%20YORK,NY)	Graph	1	\$65,000.00	\$65,000.00	\$65,000.00	\$65,000
CLASSIC BUSINESS GROUP LLC, 641 LEXINGTON AVE., SUITE 1501, NEW YORK, NY (https://www.google.com/maps/place/641%20LEXINGTON%20AVE.,%20SUITE%201501,NEW%20YORK,NY)	Graph	1	\$50,000.00	\$50,000.00	\$50,000.00	\$50,000
EL CAFE USA INC., 641 LEXINGTON AVENUE, NEW YORK, NY (https://www.google.com/maps/place/641%20LEXINGTON%20AVENUE,NEW%20YORK,NY)	Graph	1	\$72,000.00	\$72,000.00	\$72,000.00	\$72,000
WHITEFORT CAPITAL MANAGEMENT, LP, 641 LEXINGTON AVENUE, NEW YORK, NY (https://www.google.com/maps/place/641%20LEXINGTON%20AVENUE,NEW%20YORK,NY)	Graph	1	\$150,000.00	\$150,000.00	\$150,000.00	\$150,000
ACE CAPITAL LLC, 641 LEXINGTON AVENUE, NEW YORK, NY (https://www.google.com/maps/place/641%20LEXINGTON%20AVENUE,NEW%20YORK,NY)	Graph	2	\$65,874.40	\$65,748.80	\$65,748.80	\$66,000
THE NEW YORK AND PRESBYTERIAN HOSPITAL, 641 LEXINGTON AVENUE, NEW YORK, NY (https://www.google.com/maps/place/641%20LEXINGTON%20AVENUE,NEW%20YORK,NY)	Graph	2	\$127,958.50	\$80,917.00	\$80,917.00	\$175,000
CLASSIC BUSINESS GROUP LLC, 641 LEXINGTON AVE., SUITE 1501, NEW YORK, CA (https://www.google.com/maps/place/641%20LEXINGTON%20AVE.,%20SUITE%201501,NEW%20YORK,CA)	Graph	4	\$65,925.20	\$69,700.80	\$50,000.00	\$72,000
LAKE 5 MEDIA, INC., 641 LEXINGTON AVE, NEW YORK, NY (https://www.google.com/maps/place/641%20LEXINGTON%20AVE,NEW%20YORK,NY)	Graph	7	\$62,347.29	\$62,000.00	\$55,910.00	\$71,510
Totals	Graph	20	\$74,739.88	\$65,748.80	\$50,000.00	\$175,000

Employer Name/Worksite Address	Graph	Count	Mean Wage	Median Wage	Lowest Wage	Highest Wage
CLASSIC BUSINESS GROUP LLC, 641 LEXINGTON AVE., SUITE 1501, NEW YORK, NY (https://www.google.com/maps/place/641%20LEXINGTON%20AVE.,%20SUITE%201501,NEW%20YORK,NY)	Graph	5	\$62,740.16	\$69,700.80	\$50,000.00	\$72,000.00
THE NEW YORK AND PRESBYTERIAN HOSPITAL, 641 LEXINGTON AVENUE, NEW YORK, NY (https://www.google.com/maps/place/641%20LEXINGTON%20AVENUE,NEW%20YORK,NY)	Graph	6	\$101,610.97	\$72,000.00	\$65,748.80	\$175,000.00
Totals	Graph	11	\$83,942.42	\$72,000.00	\$50,000.00	\$175,000.00

Latitude: 40.759102 Longitude: -73.994485

Employer Name/Employer Address	Graph	Count	Mean Wage	Median Wage	Lowest Wage	Highest Wage
NYFIX, INC., 11 TIMES SQUARE, NEW YORK, NY (https://www.google.com/maps/place/11%20TIMES%20SQUARE,NEW%20YORK,NY)	Graph	1	\$166,281.00	\$166,281.00	\$166,281.00	\$166,281.00
RHIPE SOLUTIONS LLC, 11 TIMES SQUARE, NEW YORK, NY (https://www.google.com/maps/place/11%20TIMES%20SQUARE,NEW%20YORK,NY)	Graph	1	\$140,000.00	\$140,000.00	\$140,000.00	\$140,000.00
SOVARNUM CAPITAL LP, 11 TIMES SQUARE, NEW YORK, NY (https://www.google.com/maps/place/11%20TIMES%20SQUARE,NEW%20YORK,NY)	Graph	1	\$135,000.00	\$135,000.00	\$135,000.00	\$135,000.00
SYNECHRON US SYSTEMS INTEGRATION LLC, 11 TIMES SQUARE, NEW YORK, NY (https://www.google.com/maps/place/11%20TIMES%20SQUARE,NEW%20YORK,NY)	Graph	1	\$125,000.00	\$125,000.00	\$125,000.00	\$125,000.00
AXOVANT SCIENCES, INC., 11 TIMES SQUARE, NEW YORK, NY (https://www.google.com/maps/place/11%20TIMES%20SQUARE,NEW%20YORK,NY)	Graph	2	\$154,000.00	\$148,000.00	\$148,000.00	\$160,000.00
ULLINK, INC., 11 TIMES SQUARE, NEW YORK, NY (https://www.google.com/maps/place/11%20TIMES%20SQUARE,NEW%20YORK,NY)	Graph	3	\$109,775.67	\$87,550.00	\$87,347.00	\$154,430.00
MOORE CAPITAL MANAGEMENT, LP, 11 TIMES SQUARE, NEW YORK, NY (https://www.google.com/maps/place/11%20TIMES%20SQUARE,NEW%20YORK,NY)	Graph	7	\$90,085.71	\$95,200.00	\$70,000.00	\$110,000.00
Totals	Graph	16	\$114,638.00	\$95,200.00	\$70,000.00	\$166,281.00

Employer Name/Worksite Address	Graph	Count	Mean Wage	Median Wage	Lowest Wage	Highest Wage
DATA GLOVE INC., 11 TIMES SQUARE, 7TH FLOOR, NEW YORK, NY (https://www.google.com/maps/place/11%20TIMES%20SQUARE,%207TH%20FLOOR,NEW%20YORK,NY)	Graph	1	\$110,000.00	\$110,000.00	\$110,000.00	\$110,000.00
MICROSOFT CORPORATION, 11 TIMES SQUARE 9TH FLOOR, NEW YORK, NY (https://www.google.com/maps/place/11%20TIMES%20SQUARE%209TH%20FLOOR,NEW%20YORK,NY)	Graph	1	\$121,500.00	\$121,500.00	\$121,500.00	\$121,500.00

Employer Name/Worksite Address	Graph	Count	Mean Wage	Median Wage	Lowest Wage	Highest Wage
MICROSOFT CORPORATION, 11 TIMES SQUARE, 5TH FLOOR, NEW YORK, NY (https://www.google.com/maps/place/11%20TIMES%20SQUARE,%205TH%20FLOOR,NEW%20YORK,NY)	Graph	1	\$139,050.00	\$139,050.00	\$139,050.00	\$139,050.00
SYNECHRON, INC., 11 TIMES SQUARE, SUITE 3301, NEW YORK, NY (https://www.google.com/maps/place/11%20TIMES%20SQUARE,%20SUITE%203301,NEW%20YORK,NY)	Graph	1	\$155,000.00	\$155,000.00	\$155,000.00	\$155,000.00
MICROSOFT CORPORATION, 11 TIMES SQUARE, 9TH FLOOR, NEW YORK, NY (https://www.google.com/maps/place/11%20TIMES%20SQUARE,%209TH%20FLOOR,NEW%20YORK,NY)	Graph	2	\$165,795.50	\$156,900.00	\$156,900.00	\$174,691.00
NYFIX, INC., 11 TIMES SQUARE, NEW YORK, NY (https://www.google.com/maps/place/11%20TIMES%20SQUARE,NEW%20YORK,NY)	Graph	42	\$106,983.79	\$100,000.00	\$47,000.00	\$175,000.00
Totals	Graph	48	\$111,467.92	\$110,000.00	\$47,000.00	\$175,000.00

Latitude: 40.759114 Longitude: -73.977596

Employer Name/Worksite Address	Graph	Count	Mean Wage	Median Wage	Lowest Wage	Highes Wage
EBAY INC., 625 AVENUE OF THE AMERICAS, NEW YORK, NY (https://www.google.com/maps/place/625%20AVENUE%20OF%20THE%20AMERICAS,NEW%20YORK,NY)	Graph	1	\$144,172.14	\$144,172.14	\$144,172.14	\$144,172.14
NETROCON SYSTEMS LLC, ROCKFELLER CENTER, MAIL ROOM, NEW YORK, NY (https://www.google.com/maps/place/ROCKFELLER%20CENTER,%20MAIL%20ROOM,NEW%20YORK,NY)	Graph	1	\$100,000.00	\$100,000.00	\$100,000.00	\$100,000.00
NEW YORK TECHNOLOGY PARTNERS, INC., 75 9TH AVENUE, NEW YORK, NY (https://www.google.com/maps/place/75%209TH%20AVENUE,NEW%20YORK,NY)	Graph	1	\$68,000.00	\$68,000.00	\$68,000.00	\$68,000.00
Totals	Graph	3	\$104,057.38	\$100,000.00	\$68,000.00	\$144,172.14

Latitude: 40.759143 Longitude: -73.829857

Employer Name/Employer Address	Graph	Count	Mean Wage	Median Wage	Lowest Wage	Highest Wage
ALLSTATE TAX AND ACCOUNTING INC, 40-13 MAIN ST, FLUSHING, NY (https://www.google.com/maps/place/40-13%20MAIN%20ST,FLUSHING,NY)	Graph	1	\$65,748.80	\$65,748.80	\$65,748.80	\$65,748.80
Totals	Graph	1	\$65,748.80	\$65,748.80	\$65,748.80	\$65,748.80

Employer Name/Worksite Address	Graph	Count	Mean Wage	Median Wage	Lowest Wage	Highest Wage
ALLSTATE TAX AND ACCOUNTING INC, 40-13 MAIN ST, FLUSHING, NY (https://www.google.com/maps/place/40-13%20MAIN%20ST,FLUSHING,NY)	Graph	1	\$65,748.80	\$65,748.80	\$65,748.80	\$65,748.80
Totals	Graph	1	\$65,748.80	\$65,748.80	\$65,748.80	\$65,748.80

Latitude: 40.759167 Longitude: -73.979668

Employer Name/Worksite Address	Graph	Count	Mean Wage	Median Wage	Lowest Wage	Highest Wage
EBUSINESS SOLUTIONS, INC., LAZARD FRERES & CO, NEW YORK, NY (https://www.google.com/maps/place/LAZARD%20FRERES%20%26%20CO,NEW%20YORK,NY)	Graph	1	\$72,000.00	\$72,000.00	\$72,000.00	\$72,000.00
SBASE TECHNOLOGIES INC, BUILDING FLOOR 2771 E, NEW YORK, NY (https://www.google.com/maps/place/BUILDING%20FLOOR%202771%20E,NEW%20YORK,NY)	Graph	1	\$72,800.00	\$72,800.00	\$72,800.00	\$72,800.00
SDG CORPORATION, 5 TIMES SQUARE, NEW YORK, NY (https://www.google.com/maps/place/5%20TIMES%20SQUARE,NEW%20YORK,NY)	Graph	1	\$116,992.00	\$116,992.00	\$116,992.00	\$116,992.00
LAZARD FRERES & CO. LLC, 600 FIFTH AVENUE, NEW YORK, NY (https://www.google.com/maps/place/600%20FIFTH%20AVENUE,NEW%20YORK,NY)	Graph	2	\$145,000.00	\$145,000.00	\$145,000.00	\$145,000.00
DELOITTE CONSULTING LLP, 700 BROADWAY, NEW YORK, NY (https://www.google.com/maps/place/700%20BROADWAY,NEW%20YORK,NY)	Graph	3	\$114,026.00	\$114,026.00	\$114,026.00	\$114,026.00
DELOITTE CONSULTING LLP, 30 ROCKEFELLER PLAZA, NEW YORK, NY (https://www.google.com/maps/place/30%20ROCKEFELLER%20PLAZA,NEW%20YORK,NY)	Graph	15	\$84,864.00	\$84,864.00	\$84,864.00	\$84,864.00
DELOITTE CONSULTING LLP, 30 ROCKFELLER CENTER, NEW YORK, NY (https://www.google.com/maps/place/30%20ROCKFELLER%20CENTER,NEW%20YORK,NY)	Graph	15	\$84,864.00	\$84,864.00	\$84,864.00	\$84,864.00

Employer Name/Worksite Address	Graph	Count	Mean Wage	Median Wage	Lowest Wage	Highest Wage
Totals	Graph	38	\$90,520.79	\$84,864.00	\$72,000.00	\$145,000.00

Latitude: 40.759169 Longitude: -73.974558

Employer Name/Employer Address	Graph	Count	Mean Wage	Median Wage	Lowest Wage	Highest Wage
IVYWISE, LLC, 501 MADISON AVENUE, NEW YORK, NY (https://www.google.com/maps/place/501%20MADISON%20AVENUE,NEW%20YORK,NY)	Graph	1	\$86,000.00	\$86,000.00	\$86,000.00	\$86,000.00
MBS VALUE PARTNERS, 501 MADISON AVENUE, NEW YORK, NY (https://www.google.com/maps/place/501%20MADISON%20AVENUE,NEW%20YORK,NY)	Graph	1	\$47,590.00	\$47,590.00	\$47,590.00	\$47,590.00
WORLD JEWISH CONGRESS, 501 MADISON AVE, NEW YORK, NY (https://www.google.com/maps/place/501%20MADISON%20AVE,NEW%20YORK,NY)	Graph	1	\$130,000.00	\$130,000.00	\$130,000.00	\$130,000.00
BLUE SKY ALTERNATIVE INVESTMENTS LLC, 501 MADISON AVENUE, NEW YORK, NY (https://www.google.com/maps/place/501%20MADISON%20AVENUE,NEW%20YORK,NY)	Graph	2	\$105,000.00	\$85,000.00	\$85,000.00	\$125,000.00
ST. MARKS WORLD, INC., 501 MADISON AVENUE, NEW YORK, NY (https://www.google.com/maps/place/501%20MADISON%20AVENUE,NEW%20YORK,NY)	Graph	10	\$67,686.60	\$66,750.00	\$50,000.00	\$81,058.00
Totals	Graph	15	\$76,697.07	\$67,000.00	\$47,590.00	\$130,000.00

Employer Name/Worksite Address	Graph	Count	Mean Wage	Median Wage	Lowest Wage	Highest Wage
WORLD JEWISH CONGRESS, 501 MADISON AVE, NEW YORK, NY (https://www.google.com/maps/place/501%20MADISON%20AVE,NEW%20YORK,NY)	Graph	1	\$130,000.00	\$130,000.00	\$130,000.00	\$130,000.00
BLUE SKY ALTERNATIVE INVESTMENTS LLC, 501 MADISON AVENUE, NEW YORK, NY (https://www.google.com/maps/place/501%20MADISON%20AVENUE,NEW%20YORK,NY)	Graph	4	\$90,687.50	\$85,000.00	\$66,750.00	\$125,000.00
Totals	Graph	5	\$98,550.00	\$86,000.00	\$66,750.00	\$130,000.00

Latitude: 40.759198 Longitude: -73.970833

Employer Name/Worksite Address	Graph	Count	Mean Wage	Median Wage	Lowest Wage	Highest Wage
ENJOY REHAB PT, PC, 133 E 54TH STREET, NEW YORK, NY (https://www.google.com/maps/place/133%20E%2054TH%20STREET,NEW%20YORK,NY)	Graph	1	\$47,840.00	\$47,840.00	\$47,840.00	\$47,840.00
Totals	Graph	1	\$47,840.00	\$47,840.00	\$47,840.00	\$47,840.00

Latitude: 40.759212 Longitude: -73.978424

Employer Name/Employer Address	Graph	Count	Mean Wage	Median Wage	Lowest Wage	Highest Wage
CAREY ASSET MANAGEMENT CORP, 50 ROCKEFELLER PLAZA, NEW YORK, NY (https://www.google.com/maps/place/50%20ROCKEFELLER%20PLAZA,NEW%20YORK,NY)	Graph	1	\$105,000.00	\$105,000.00	\$105,000.00	\$105,000.00
BANK OF AMERICA CORPORATION, 50 ROCKEFELLER PLAZA, NEW YORK, NY (https://www.google.com/maps/place/50%20ROCKEFELLER%20PLAZA,NEW%20YORK,NY)	Graph	3	\$138,333.33	\$125,000.00	\$90,000.00	\$200,000.00
MERRILL LYNCH, 50 ROCKEFELLER PLAZA, NEW YORK, NY (https://www.google.com/maps/place/50%20ROCKEFELLER%20PLAZA,NEW%20YORK,NY)	Graph	314	\$122,418.59	\$104,000.00	\$70,432.00	\$400,000.00
BANK OF AMERICA N.A., 50 ROCKEFELLER PLAZA, NEW YORK, NY (https://www.google.com/maps/place/50%20ROCKEFELLER%20PLAZA,NEW%20YORK,NY)	Graph	421	\$111,965.22	\$104,000.00	\$65,749.00	\$400,000.00
Totals	Graph	739	\$116,504.46	\$104,000.00	\$65,749.00	\$400,000.00

Employer Name/Worksite Address	Graph	Count	Mean Wage	Median Wage	Lowest Wage	Highest Wage
BANK OF AMERICA N.A., 50 ROCKEFELLER PLAZA, NEW YORK, NY (https://www.google.com/maps/place/50%20ROCKEFELLER%20PLAZA,NEW%20YORK,NY)	Graph	16	\$139,187.50	\$134,000.00	\$105,000.00	\$220,000.00
Totals	Graph	16	\$139,187.50	\$134,000.00	\$105,000.00	\$220,000.00

Latitude: 40.759214 Longitude: -73.980038

Employer Name/Employer Address	Graph	Count	Mean Wage	Median Wage	Lowest Wage
HEINLYN LLC, 1271 AVENUE OF THE AMERICIAS, NEW YORK, NY (https://www.google.com/maps/place/1271%20AVENUE%20OF%20THE%20AMERICIAS,NEW%20YORK,NY)	Graph	1	\$38,771.00	\$38,771.00	\$38,771.00
KIG WEALTH MANAGEMENT LLC, 1270 AVENUE OF AMERICAS, SUITE 302, NEW YORK, NY (https://www.google.com/maps/place/1270%20AVENUE%20OF%20AMERICAS,%20SUITE%20302,NEW%20YORK,NY)	Graph	1	\$65,749.00	\$65,749.00	\$65,749.00
WORLDVIEW GLOBAL CULTURE ALLIANCE CORPORATION, 33 W 93 STREET, NEW YORK, NY (https://www.google.com/maps/place/33%20W%2093%20STREET,NEW%20YORK,NY)	Graph	1	\$98,176.00	\$98,176.00	\$98,176.00
BANCO DO BRASIL-NEW YORK BRANCH, 535 MADISON AVENUE, NEW YORK, NY (https://www.google.com/maps/place/535%20MADISON%20AVENUE,NEW%20YORK,NY)	Graph	2	\$85,826.50	\$85,000.00	\$85,000.00
CHINA COMMERCIAL CREDIT INC, 1271 AVENUE OF AMERICAS, NEW YORK, NY (https://www.google.com/maps/place/1271%20AVENUE%20OF%20AMERICAS,NEW%20YORK,NY)	Graph	3	\$57,775.33	\$60,902.00	\$46,675.00
WHITE & CASE LLP, WHITE & CASE LLP, NEW YORK, NY (https://www.google.com/maps/place/WHITE%20%26%20CASE%20LLP,NEW%20YORK,NY)	Graph	62	\$196,813.16	\$180,000.00	\$46,675.00
Totals	Graph	70	\$182,144.16	\$180,000.00	\$38,771.00

Employer Name/Worksite Address	Graph	Count	Mean Wage	Median Wage	
ADBAKX LLC, 1221 AVENUE OF THE AMERICAS, NEW YORK, NY (https://www.google.com/maps/place/1221%20AVENUE%20OF%20THE%20AMERICAS,NEW%20YORK,NY)	Graph	1	\$65,000.00	\$65,000.00	\$
AKVARR INC, 1221 AVE OF AMERICAS, NEWYORK, NY (https://www.google.com/maps/place/1221%20AVE%20OF%20AMERICAS,NEWYORK,NY)	Graph	1	\$64,813.00	\$64,813.00	\$
BANCO DO BRASIL-NEW YORK BRANCH, 535 MADISON AVENUE, NEW YORK, NY (https://www.google.com/maps/place/535%20MADISON%20AVENUE,NEW%20YORK,NY)	Graph	1	\$86,653.00	\$86,653.00	\$
BI LABS INC, 1221 AVENUE OF AMERICAS, 6TH AVENUE, NEW YORK, NY (https://www.google.com/maps/place/1221%20AVENUE%20OF%20AMERICAS,%206TH%20AVENUE,NEW%20YORK,NY)	Graph	1	\$71,000.00	\$71,000.00	\$
CB&I ENVIRONMENTAL & INFRASTRUCTURE, INC., 1251 AVENUE OF AMERICAS, 7TH FLOOR, NEW YORK, NY (https://www.google.com/maps/place/1251%20AVENUE%20OF%20AMERICAS,%207TH%20FLOOR,NEW%20YORK,NY)	Graph	1	\$60,000.00	\$60,000.00	\$
ECOSYS MANAGEMENT LLC, ECOSYS, 135 WEST 50TH STREET, NEW YORK, NY (https://www.google.com/maps/place/ECOSYS,%20135%20WEST%2050TH%20STREET,NEW%20YORK,NY)	Graph	1	\$70,000.00	\$70,000.00	\$
FTS-US,INC, 135 WEST 50TH ST 19TH FLR, NEW YORK, NY (https://www.google.com/maps/place/135%20WEST%2050TH%20ST%20%2019TH%20FLR,NEW%20YORK,NY)	Graph	1	\$53,200.00	\$53,200.00	\$
GOMIAPP LLC, 1271 AVENUE OF AMERICAS, NEWYORK, NY (https://www.google.com/maps/place/1271%20AVENUE%20OF%20AMERICAS,NEWYORK,NY)	Graph	1	\$71,000.00	\$71,000.00	\$
GREYCELL LABS INC, 1221 AVE OF AMERICAS, NEW YORK, NY (https://www.google.com/maps/place/1221%20AVE%20OF%20AMERICAS,NEW%20YORK,NY)	Graph	1	\$90,000.00	\$90,000.00	\$
HERMITAGE INFO TECH LLC, 1221 AVENUE OF THE AMERICA, NEW YORK, NY (https://www.google.com/maps/place/1221%20AVENUE%20OF%20THE%20AMERICA,NEW%20YORK,NY)	Graph	1	\$87,000.00	\$87,000.00	\$
HEXAWARE TECHNOLOGIES, INC., CHRISTIE'S, NEW YORK, NY (https://www.google.com/maps/place/CHRISTIE'S,NEW%20YORK,NY)	Graph	1	\$72,000.00	\$72,000.00	\$
M & R CONSULTANTS CORP, 1 CANON PARK, MELVILLE, NY (https://www.google.com/maps/place/1%20CANON%20PARK,MELVILLE,NY)	Graph	1	\$122,720.00	\$122,720.00	\$
NTT DATA, INC., 1221 6TH AVENUE (AVENUE OF THE AMERICAS), NEW YORK, NY (https://www.google.com/maps/place/1221%206TH%20AVENUE%20(AVENUE%20OF%20THE%20AMERICAS),NEW%20YORK,NY)	Graph	1	\$110,365.00	\$110,365.00	\$
RELEVANCE LAB INC, 1271 AVE OF AMERICAS, NEW YORK, NY (https://www.google.com/maps/place/1271%20AVE%20OF%20AMERICAS,NEW%20YORK,NY)	Graph	1	\$96,000.00	\$96,000.00	\$
SOFTNICE, INC., 1251 AVENUE OF THE AMERICAS, NEW YORK, NY (https://www.google.com/maps/place/1251%20AVENUE%20OF%20THE%20AMERICAS,NEW%20YORK,NY)	Graph	1	\$70,221.00	\$70,221.00	\$
SUSWEE INFOTECH CORP, LAZARD FRERES & CO., NEW YORK, NY (https://www.google.com/maps/place/LAZARD%20FRERES%20%26%20CO.,NEW%20YORK,NY)	Graph	1	\$120,000.00	\$120,000.00	\$
WORLDVIEW GLOBAL CULTURE ALLIANCE CORPORATION, 33 W 93 ST., NEW YORK, NY (https://www.google.com/maps/place/33%20W%2093%20ST.,NEW%20YORK,NY)	Graph	1	\$98,176.00	\$98,176.00	\$
XORiant CORPORATION, 32ND FLOOR 1271 AVENUE OF AMERICA, NEW YORK, NY (https://www.google.com/maps/place/32ND%20FLOOR%201271%20AVENUE%20OF%20AMERICA,NEW%20YORK,NY)	Graph	1	\$120,000.00	\$120,000.00	\$
BAHA INDUSTRIES CORP., MORGAN STANLEY, NEW YORK, NY (https://www.google.com/maps/place/MORGAN%20STANLEY,NEW%20YORK,NY)	Graph	2	\$125,000.00	\$100,000.00	\$

Employer Name/Worksite Address	Graph	Count	Mean Wage	Median Wage	
INTONE NETWORKS INC., NBC UNIVERSAL, NEW YORK, NY (https://www.google.com/maps/place/NBC%20UNIVERSAL,NEW%20YORK,NY)	Graph	2	\$76,722.50	\$73,445.00	\$
RELEVANCE LAB, INC., 1271 AVENUE OF AMERICA, NEW YORK, NY (https://www.google.com/maps/place/1271%20AVENUE%20OF%20AMERICA,NEW%20YORK,NY)	Graph	2	\$135,000.00	\$125,000.00	\$
RELEVANCE LAB, INC., 1271 AVENUES OF AMERICA, NEW YORK, NY (https://www.google.com/maps/place/1271%20AVENUES%20OF%20AMERICA,NEW%20YORK,NY)	Graph	3	\$128,333.33	\$137,000.00	\$
CEREBRUM SOFTWARE SOLUTIONS INC, 1271 AVENUE OF THE AMERICAS, NEW YORK, NY (https://www.google.com/maps/place/1271%20AVENUE%20OF%20THE%20AMERICAS,NEW%20YORK,NY)	Graph	4	\$79,791.50	\$69,166.00	\$
FRIENDLY CONSULTANTS INC., SCHOLASTIC, NEW YORK, NY (https://www.google.com/maps/place/SCHOLASTIC,NEW%20YORK,NY)	Graph	4	\$70,703.25	\$60,000.00	\$
SCHOLASTIC INC., 1271 AVENUE OF AMERICAS, NEW YORK, NY (https://www.google.com/maps/place/1271%20AVENUE%20OF%20AMERICAS,NEW%20YORK,NY)	Graph	5	\$72,404.01	\$65,749.00	\$
ACTIVE ENTERPRISE SOLUTIONS LLC, 1271 AVENUES OF AMERICAS, NEW YORK, NY (https://www.google.com/maps/place/1271%20AVENUES%20OF%20AMERICAS,NEW%20YORK,NY)	Graph	7	\$85,809.00	\$76,000.00	\$
PRIMESOFT, INC, 1251 AVENUE OF AMERICAS, NEW YORK, NY (https://www.google.com/maps/place/1251%20AVENUE%20OF%20AMERICAS,NEW%20YORK,NY)	Graph	29	\$83,162.59	\$84,198.00	\$
CAPGEMINI AMERICA INC, 1221 AVENUE OF AMERICAS, NEW YORK, NY (https://www.google.com/maps/place/1221%20AVENUE%20OF%20AMERICAS,NEW%20YORK,NY)	Graph	58	\$79,601.72	\$75,800.00	\$
WHITE & CASE LLP, WHITE & CASE LLP, NEW YORK, NY (https://www.google.com/maps/place/WHITE%20%26%20CASE%20LLP,NEW%20YORK,NY)	Graph	59	\$194,871.46	\$180,000.00	\$
Totals	Graph	193	\$117,498.89	\$86,653.00	\$

Latitude: 40.759255 Longitude: -73.989828

Employer Name/Employer Address	Graph	Count	Mean Wage	
AIRACER INC., 1460 BROADWAY, 6TH FL, NEW YORK, NY (https://www.google.com/maps/place/1460%20BROADWAY,%206TH%20FL,NEW%20YORK,NY)	Graph	1	\$93,600.00	\$
ALLURE GEMS, LLC, 1212 AVENUE OF AMERICAS, NEW YORK, NY (https://www.google.com/maps/place/1212%20AVENUE%20OF%20AMERICAS,NEW%20YORK,NY)	Graph	1	\$117,000.00	\$
DOWLING & HALES, LLC, 1185 AVENUE OF AMERICAS, 32ND FLOOR, NEW YORK, NY (https://www.google.com/maps/place/1185%20AVENUE%20OF%20AMERICAS,%2032ND%20FLOOR,NEW%20YORK,NY)	Graph	1	\$110,000.00	\$
EXIGER LLC, 1095 AVENUE OF AMERICAS, NEW YORK, NY (https://www.google.com/maps/place/1095%20AVENUE%20OF%20AMERICAS,NEW%20YORK,NY)	Graph	1	\$85,000.00	\$
FRONTEO USA, INC., 1114 AVENUE OF AMERICAS, NEW YORK, NY (https://www.google.com/maps/place/1114%20AVENUE%20OF%20AMERICAS,NEW%20YORK,NY)	Graph	1	\$120,000.00	\$
GREENWICH ENERGY SOLUTIONS, 29 W 46TH ST FL 4, NEW YORK, NY (https://www.google.com/maps/place/29%20W%2046TH%20ST%20FL%204,NEW%20YORK,NY)	Graph	1	\$58,000.00	\$
INTREPID MUSEUM FOUNDATION, INC., ONE INTREPID SQUARE, 12TH AVENUE & 46TH STREET, NEW YORK, NY (https://www.google.com/maps/place/ONE%20INTREPID%20SQUARE,%2012TH%20AVENUE%20%26%2046TH%20STREET,NEW%20YORK,NY)	Graph	1	\$48,000.00	\$
KOHN PEDERSON FOX ASSOCIATES PC, 11 WEST 42 ND STREET, NEW YORK, NY (https://www.google.com/maps/place/11%20WEST%2042%20ND%20STREET,NEW%20YORK,NY)	Graph	1	\$63,000.00	\$
LED INSPIRE LLC, 1140 AVENUE OF THE AMERICAS, 9TH FL, NEW YORK, NY (https://www.google.com/maps/place/1140%20AVENUE%20OF%20THE%20AMERICAS,%209TH%20FL,NEW%20YORK,NY)	Graph	1	\$48,796.80	\$
LUCCELLO, INC., 48 WEST 48 ST., SUITE 302, NEW YORK, NY (https://www.google.com/maps/place/48%20WEST%2048%20ST.,%20SUITE%20302,NEW%20YORK,NY)	Graph	1	\$41,600.00	\$
LUCENT JEWELERS INC., 1200 AVENUE OF AMERICAS, NEW YORK, NY (https://www.google.com/maps/place/1200%20AVENUE%20OF%20AMERICAS,NEW%20YORK,NY)	Graph	1	\$74,880.00	\$
MAKOSI, INC., 200 WEST 41ST, NEW YORK, NY (https://www.google.com/maps/place/200%20WEST%2041ST,NEW%20YORK,NY)	Graph	1	\$135,200.00	\$
MARKETCURRENTS LLC, ONE TIME SQUIARE, 37TH FLOOR, NEW YORK, NY (https://www.google.com/maps/place/ONE%20TIME%20SQUIARE,%2037TH%20FLOOR,NEW%20YORK,NY)	Graph	1	\$78,000.00	\$
O'MELVENY & MYERS LLP, TIMES SQUARE TOWER, NEW YORK, NY (https://www.google.com/maps/place/TIMES%20SQUARE%20TOWER,NEW%20YORK,NY)	Graph	1	\$180,000.00	\$
PROGRESSIVE PROJECT & PROPERTY MANAGEMENT GROUP INC, 353 WEST 48TH ST FLOOR 4, NEW YORK, NY (https://www.google.com/maps/place/353%20WEST%2048TH%20ST%20FLOOR%204,NEW%20YORK,NY)	Graph	1	\$58,468.80	\$

Employer Name/Employer Address	Graph	Count	Mean Wage	
PROGRESSIVE PROJECT & PROPERTY MANAGEMENT, 353 WEST 48TH ST FLOOR 4, NEW YORK, NY (https://www.google.com/maps/place/353%20WEST%2048TH%20ST%20FLOOR%204,NEW%20YORK,NY)	Graph	1	\$58,468.80	\$
RUSSIAN AMERICAN FOUNDATION INC, 1560 BROADWAY70, NEW YORK, NY (https://www.google.com/maps/place/1560%20BROADWAY70,NEW%20YORK,NY)	Graph	1	\$44,428.80	\$
SEQ TECHNOLOGY LLC, 1180 AVENUE OF AMERICA, NEW YORK, NY (https://www.google.com/maps/place/1180%20AVENUE%20OF%20AMERICA,NEW%20YORK,NY)	Graph	1	\$150,000.00	\$
SPECTRUM COLORS GEMS INC., 1200 AVENUE OF AMERICAS, NEW YORK, NY (https://www.google.com/maps/place/1200%20AVENUE%20OF%20AMERICAS,NEW%20YORK,NY)	Graph	1	\$79,040.00	\$
SU-RAJ INTERGOLD INC., 10 WEST 46 STREET, NEW YORK, NY (https://www.google.com/maps/place/10%20WEST%2046%20STREET,NEW%20YORK,NY)	Graph	1	\$65,000.00	\$
SUPREME TABLE INC, 150 W 47TH STREET 6D, NEW YORK, NY (https://www.google.com/maps/place/150%20W%2047TH%20STREET%206D,NEW%20YORK,NY)	Graph	1	\$38,771.00	\$
THE RESEARCH FOUNDATION FOR SUNY COLLEGE OF OPTOMETRY, 33 W. 4ND ST., NEW YORK, NY (https://www.google.com/maps/place/33%20W.%204ND%20ST.,NEW%20YORK,NY)	Graph	1	\$56,100.00	\$
TIME OUT AMERICA LLC, 1540 BROADWAY, 42ND FL, NEW YORK, NY (https://www.google.com/maps/place/1540%20BROADWAY,%2042ND%20FL,NEW%20YORK,NY)	Graph	1	\$95,000.00	\$
TURN KEY OFFICE SUITES, LLC, 353 WEST 48TH ST FLOOR 4, NEW YORK, NY (https://www.google.com/maps/place/353%20WEST%2048TH%20ST%20FLOOR%204,NEW%20YORK,NY)	Graph	1	\$58,468.80	\$
UNITED OVERSEAS BANK LIMITED, 592 5TH AVE, 10TH FL, NEW YORK, NY (https://www.google.com/maps/place/592%205TH%20AVE,%2010TH%20FL,NEW%20YORK,NY)	Graph	1	\$115,440.00	\$
UNITED OVERSEAS BANK, NEW YORK AGENCY, UOB BUILDING 592 5TH AVENUE, NEW YORK, NY (https://www.google.com/maps/place/UOB%20BUILDING%20592%205TH%20AVENUE,NEW%20YORK,NY)	Graph	1	\$85,696.00	\$
WALTER T. GORMAN, P.E., P.C., 414 WEST 45 STREET, NEW YORK, NY (https://www.google.com/maps/place/414%20WEST%2045%20STREET,NEW%20YORK,NY)	Graph	1	\$100,000.00	\$
WHITE & CASE LLP, WHITE & CASE LLP, NEW YORK, NY (https://www.google.com/maps/place/WHITE%20%26%20CASE%20LLP,NEW%20YORK,NY)	Graph	1	\$210,000.00	\$
ZOLFO COOPER, 1114 AVENUE OF AMERICAS, NEW YORK, NY (https://www.google.com/maps/place/1114%20AVENUE%20OF%20AMERICAS,NEW%20YORK,NY)	Graph	1	\$140,000.00	\$
HARTREE PARTNERS, LP, 1185 AVENUE OF AMERICAS, NEW YORK, NY (https://www.google.com/maps/place/1185%20AVENUE%20OF%20AMERICAS,NEW%20YORK,NY)	Graph	2	\$177,500.00	\$
WHITE & CASE LLP, WHITE & CASE LLP, NEW YORK, NY (https://www.google.com/maps/place/WHITE%20%26%20CASE%20LLP,NEW%20YORK,NY)	Graph	2	\$245,000.00	\$
PROSKAUER ROSE LLP, ELEVEN TIMES SQUARE, NEW YORK, NY (https://www.google.com/maps/place/ELEVEN%20TIMES%20SQUARE,NEW%20YORK,NY)	Graph	8	\$176,375.00	\$
Totals	Graph	41	\$118,633.15	\$

Employer Name/Worksite Address	Graph	Count	Mean Wage	Media Wage
ACCENTURE LLP, 7 TIMES SQ, NEW YORK, NY (https://www.google.com/maps/place/7%20TIMES%20SQ,NEW%20YORK,NY)	Graph	1	\$245,000.00	\$245,000
AIRACER INC., 1460 BROADWAY, 6TH FL, NEW YORK, NY (https://www.google.com/maps/place/1460%20BROADWAY,%206TH%20FL,NEW%20YORK,NY)	Graph	1	\$93,600.00	\$93,600
ALLURE GEMS, LLC, 1212 AVENUE OF AMERICAS, NEW YORK, NY (https://www.google.com/maps/place/1212%20AVENUE%20OF%20AMERICAS,NEW%20YORK,NY)	Graph	1	\$117,000.00	\$117,000
AMP CAPITAL INVESTORS (US) LIMITED, 1111 AVENUE OF AMERICAS, NEW YORK, NY (https://www.google.com/maps/place/1111%20AVENUE%20OF%20AMERICAS,NEW%20YORK,NY)	Graph	1	\$70,000.00	\$70,000
BAHA INDUSTRIES CORP, MORGAN STANLEY -1585 BROADWAY, NEW YORK, NY (https://www.google.com/maps/place/MORGAN%20STANLEY%20-1585%20BROADWAY,NEW%20YORK,NY)	Graph	1	\$180,000.00	\$180,000
BUSINESS COUNCIL FOR INTERNATIONAL UNDERSTANDING, INC., 1501 BROADWAY, SUITE 2300, NEW YORK, NY (https://www.google.com/maps/place/1501%20BROADWAY,%20SUITE%202300,NEW%20YORK,NY)	Graph	1	\$59,000.00	\$59,000
CALCULX INC., 1166 6TH AVENUE, NEW YORK, NY (https://www.google.com/maps/place/1166%206TH%20AVENUE,NEW%20YORK,NY)	Graph	1	\$85,000.00	\$85,000
CALIBER BUSINESS SYSTEMS INC., 1221 AVENUE OF AMERICAS, NEWYORK, NY (https://www.google.com/maps/place/1221%20AVENUE%20OF%20AMERICAS,NEWYORK,NY)	Graph	1	\$65,000.00	\$65,000
CHIMERA INVESTMENT CORPORATION, 1211 AVENUE OF THE AMERICAS, NEW YORK, NY (https://www.google.com/maps/place/1211%20AVENUE%20OF%20THE%20AMERICAS,NEW%20YORK,NY)	Graph	1	\$190,000.00	\$190,000
CHINA TELECOM (AMERICAS) CORPORATION, 1156 6TH AVENUE, NEW YORK, NY (https://www.google.com/maps/place/1156%206TH%20AVENUE,NEW%20YORK,NY)	Graph	1	\$46,700.00	\$46,700

Employer Name/Worksite Address	Graph	Count	Mean Wage	Media Wage
CITI TREND FASHION CORP, 311 W 43RD STREET, NEW YORK, NY (https://www.google.com/maps/place/311%20W%2043RD%20STREET,NEW%20YORK,NY)	Graph	1	\$33,280.00	\$33,280
CIVIC CAPITAL ADVISORS LLC, 540 MADISON AVENUE, NEW YORK, NY (https://www.google.com/maps/place/540%20MADISON%20AVENUE,NEW%20YORK,NY)	Graph	1	\$85,000.00	\$85,000
COLLABERA INC., 5 MANHATTAN WEST, NEW YORK CITY, NY (https://www.google.com/maps/place/5%20MANHATTAN%20WEST,NEW%20YORK%20CITY,NY)	Graph	1	\$91,000.00	\$91,000
COOLEY LLP, 114 AVENUE OF THE AMERICAS, NEW YORK, NY (https://www.google.com/maps/place/114%20AVENUE%20OF%20THE%20AMERICAS,NEW%20YORK,NY)	Graph	1	\$79,123.00	\$79,123
CYBAGE SOFTWARE INC, WORLD GLOBAL STYLE NETWORK INC, NEW YORK, NY (https://www.google.com/maps/place/WORLD%20GLOBAL%20STYLE%20NETWORK%20INC,NEW%20YORK,NY)	Graph	1	\$88,000.00	\$88,000
DMG INVESTMENTS LLC, 100 WALL STREET, NEW YORK, NY (https://www.google.com/maps/place/100%20WALL%20STREET,NEW%20YORK,NY)	Graph	1	\$70,000.00	\$70,000
DOWLING & HALES, LLC, 1185 AVENUE OF AMERICAS,32ND FLOOR, NEW YORK, NY (https://www.google.com/maps/place/1185%20AVENUE%20OF%20AMERICAS,32ND%20FLOOR,NEW%20YORK,NY)	Graph	1	\$110,000.00	\$110,000
ERNST & YOUNG U.S. LLP, 1540 BROADWAY AVE, NEW YORK, NY (https://www.google.com/maps/place/1540%20BROADWAY%20AVE,NEW%20YORK,NY)	Graph	1	\$90,000.00	\$90,000
FOREFRONT WEALTH MANAGEMENT LLC, TIMES SQUARE TOWER 7TIMES SQUARE, NEW YORK, NY (https://www.google.com/maps/place/TIMES%20SQUARE%20TOWER%207TIMES%20SQUARE,NEW%20YORK,NY)	Graph	1	\$67,200.00	\$67,200
FORREST SOLUTIONS, INC., 19 WEST 44TH STREET, NEW YORK, NY (https://www.google.com/maps/place/19%20WEST%2044TH%20STREET,NEW%20YORK,NY)	Graph	1	\$60,000.00	\$60,000
GLOBAL DATA MART INC., 1211 AVE OF AMERICAS, NEW YORK CITY, NY (https://www.google.com/maps/place/1211%20AVE%20OF%20AMERICAS,NEW%20YORK%20CITY,NY)	Graph	1	\$60,000.00	\$60,000
GREENWICH ENERGY SOLUTIONS, 29 W 46TH ST FL 4, NEW YORK, NY (https://www.google.com/maps/place/29%20W%2046TH%20ST%20FL%204,NEW%20YORK,NY)	Graph	1	\$58,000.00	\$58,000
HCL AMERICA, INC., 1100, AVENUE OF AMERICAS, NEW YORK, NY (https://www.google.com/maps/place/1100,%20AVENUE%20OF%20AMERICAS,NEW%20YORK,NY)	Graph	1	\$75,795.00	\$75,795
HCL AMERICA, INC., 5 TIMES SQUARE, 11 FLOOR, NEW YORK CITY, NY (https://www.google.com/maps/place/5%20TIMES%20SQUARE,%2011%20FLOOR,NEW%20YORK%20CITY,NY)	Graph	1	\$95,701.00	\$95,701
HESS CORPORATION, 1185 AVENUE OF THE AMERICAS, NEW YORK, NY (https://www.google.com/maps/place/1185%20AVENUE%20OF%20THE%20AMERICAS,NEW%20YORK,NY)	Graph	1	\$94,014.00	\$94,014
HEXAWARE TECHNOLOGIES, INC., CHRISTIE'S, 6 WEST 48TH STREET, NEW YORK, NY (https://www.google.com/maps/place/CHRISTIE'S,%206%20WEST%2048TH%20STREET,NEW%20YORK,NY)	Graph	1	\$125,000.00	\$125,000
HEXAWARE TECHNOLOGIES, INC., PARAMOUNT PICTURES CORPORATION, 1515 BROADWAY, NEW YORK, NY (https://www.google.com/maps/place/PARAMOUNT%20PICTURES%20CORPORATION,%201515%20BROADWAY,NEW%20YORK,NY)	Graph	1	\$54,000.00	\$54,000
HSBC SECURITIES (USA) INC., 10 EAST 40TH STREET, NEW YORK, NY (https://www.google.com/maps/place/10%20EAST%2040TH%20STREET,NEW%20YORK,NY)	Graph	1	\$183,000.00	\$183,000
HURON CONSULTING SERVICES LLC, 599 LEXINGTON AVENUE, NEW YORK, NY (https://www.google.com/maps/place/599%20LEXINGTON%20AVENUE,NEW%20YORK,NY)	Graph	1	\$124,000.00	\$124,000
INFOLOB SOLUTIONS, INC., 1095 AVENUE OF THE AMERICAS, NEW YORK, NY (https://www.google.com/maps/place/1095%20AVENUE%20OF%20THE%20%20AMERICAS,NEW%20YORK,NY)	Graph	1	\$65,000.00	\$65,000
INFOSMART TECHNOLOGIES, INC, THOMPSON REUTERS, NEW YORK CITY, NY (https://www.google.com/maps/place/THOMPSON%20REUTERS,NEW%20YORK%20CITY,NY)	Graph	1	\$90,813.00	\$90,813
ING FINANCIAL SERVICES LLC, ING FINANCIAL SERVICES LLC, NEW YORK, NY (https://www.google.com/maps/place/ING%20FINANCIAL%20SERVICES%20LLC,NEW%20YORK,NY)	Graph	1	\$85,000.00	\$85,000
ING FINANCIAL SERVICES LLC, ING, NEW YORK, NY (https://www.google.com/maps/place/ING,NEW%20YORK,NY)	Graph	1	\$125,000.00	\$125,000
ISITE TECHNOLOGIES INC, 7 TIMES SQ SB4, NEW YORK, NY (https://www.google.com/maps/place/7%20TIMES%20SQ%20SB4,NEW%20YORK,NY)	Graph	1	\$55,910.00	\$55,910
JEAN MARTIN INC, THOMSON REUTERS, NEW YORK, NY (https://www.google.com/maps/place/THOMSON%20REUTERS,NEW%20YORK,NY)	Graph	1	\$90,813.00	\$90,813
KEYED UP!, 322 WEST 48TH STREET, NEW YORK, NY (https://www.google.com/maps/place/322%20WEST%2048TH%20STREET,NEW%20YORK,NY)	Graph	1	\$99,153.60	\$99,153
KOHN PEDERSEN FOX ASSOCIATES PC, KOHN PEDERSEN FOX ASSOCIATES PC, NEW YORK, NY (https://www.google.com/maps/place/KOHN%20PEDERSEN%20FOX%20ASSOCIATES%20PC,NEW%20YORK,NY)	Graph	1	\$62,000.00	\$62,000
LARSEN & TOUBRO INFOTECH LIMITED, HBO, 1100 AVENUE OF AMERICA, NEW YORK CITY, NY (https://www.google.com/maps/place/HBO,%201100%20AVENUE%20OF%20AMERICA,NEW%20YORK%20CITY,NY)	Graph	1	\$76,716.00	\$76,716
LARSEN & TOUBRO INFOTECH LIMITED, HOME BOX OFFICE INC., NEW YORK, NY (https://www.google.com/maps/place/HOME%20BOX%20OFFICE%20INC.,NEW%20YORK,NY)	Graph	1	\$104,800.00	\$104,800

Employer Name/Worksite Address	Graph	Count	Mean Wage	Media Wage
LARSEN & TOUBRO INFOTECH LIMITED, HOME BOX OFFICE INC.,, NEW YORK, NY (https://www.google.com/maps/place/HOME%20BOX%20OFFICE%20INC.,,NEW%20YORK,NY)	Graph	1	\$70,488.00	\$70,488
LARSEN & TOUBRO INFOTECH LIMITED, VIACOM INC.,, NEW YORK, NY (https://www.google.com/maps/place/VIACOM%20%20INC.,,NEW%20YORK,NY)	Graph	1	\$88,656.00	\$88,656
LARSEN & TOUBRO INFOTECH LIMITED, VIACOM INC, 1540 BROADWAY, NEW YORK, NY (https://www.google.com/maps/place/VIACOM%20INC,%201540%20BROADWAY,NEW%20YORK,NY)	Graph	1	\$80,052.00	\$80,052
LEAPGEN LLC, 450 WEST 42ND ST, NEW YORK, NY (https://www.google.com/maps/place/450%20WEST%2042ND%20ST,NEW%20YORK,NY)	Graph	1	\$130,000.00	\$130,000
LED INSPIRE LLC, 1140 AVENUE OF THE AMERICAS, 9TH FL, NEW YORK, NY (https://www.google.com/maps/place/1140%20AVENUE%20OF%20THE%20AMERICAS,%209TH%20FL,NEW%20YORK,NY)	Graph	1	\$48,796.80	\$48,796
LORVEN APPLICATIONS INC, 1095 AVE OF AMERICA, NEW YORK, NY (https://www.google.com/maps/place/1095%20AVE%20OF%20AMERICA,NEW%20YORK,NY)	Graph	1	\$70,221.00	\$70,221
LUCCELLO, INC., 48 WEST 48 ST., SUITE 302, NEW YORK, NY (https://www.google.com/maps/place/48%20WEST%2048%20ST.,%20SUITE%20302,NEW%20YORK,NY)	Graph	1	\$41,600.00	\$41,600
LUCENT JEWELERS INC., 1200 AVENUE OF AMERICAS, NEW YORK, NY (https://www.google.com/maps/place/1200%20AVENUE%20OF%20AMERICAS,NEW%20YORK,NY)	Graph	1	\$74,880.00	\$74,880
MAKOSI, INC., 200 WEST 41 STREET, NEW YORK, NY (https://www.google.com/maps/place/200%20WEST%2041%20STREET,NEW%20YORK,NY)	Graph	1	\$135,200.00	\$135,200
MARATHON ASSET MANAGEMENT LP, ONE BRYANT PARK, NEW YORK, NY (https://www.google.com/maps/place/ONE%20BRYANT%20PARK,NEW%20YORK,NY)	Graph	1	\$100,000.00	\$100,000
MATOMY USA INC., 311 W 43RD STREET, 12TH FLOOR, NEW YORK, NY (https://www.google.com/maps/place/311%20W%2043RD%20STREET,%2012TH%20FLOOR,NEW%20YORK,NY)	Graph	1	\$58,000.00	\$58,000
MCNAMARA SALVIA OF NEW YORK PC, 62 W 45TH STREET, NEW YORK, NY (https://www.google.com/maps/place/62%20W%2045TH%20STREET,NEW%20YORK,NY)	Graph	1	\$75,000.00	\$75,000
MICROSOFT CORPORATION, ELEVEN TIMES SQUARE NINTH FLOOR, NEW YORK, NY (https://www.google.com/maps/place/ELEVEN%20TIMES%20SQUARE%20NINTH%20FLOOR,NEW%20YORK,NY)	Graph	1	\$121,000.00	\$121,000
MICROSOFT CORPORATION, ELEVEN TIMES SQUARE, 9TH FLOOR, NEW YORK, NY (https://www.google.com/maps/place/ELEVEN%20TIMES%20SQUARE,%209TH%20FLOOR,NEW%20YORK,NY)	Graph	1	\$136,000.00	\$136,000
MILL HILL CAPITAL, LLC, 28 WEST 44TH STREET, NEW YORK, NY (https://www.google.com/maps/place/28%20WEST%2044TH%20STREET,NEW%20YORK,NY)	Graph	1	\$80,000.00	\$80,000
MORGEN, EVAN INTERNATIONAL, INC., 1501 BROADWAY, NEW YORK, NY (https://www.google.com/maps/place/1501%20BROADWAY,NEW%20YORK,NY)	Graph	1	\$66,000.00	\$66,000
O'MELVENY & MYERS LLP, O'MELVENY & MYERS LLP, NEW YORK, NY (https://www.google.com/maps/place/O'MELVENY%20%26%20MYERS%20LLP,NEW%20YORK,NY)	Graph	1	\$180,000.00	\$180,000
OLIVE TREE ESCAPES LLC, 311 WEST 43RD, NEW YORK, NY (https://www.google.com/maps/place/311%20WEST%2043RD,NEW%20YORK,NY)	Graph	1	\$63,980.80	\$63,980
PALMS FOR LIFE FUND, INC., 4 W 43RD STREET, NEW YORK, NY (https://www.google.com/maps/place/4%20W%2043RD%20STREET,NEW%20YORK,NY)	Graph	1	\$40,000.00	\$40,000
PARTNERS GROUP (USA) INC., 1114 AVENUE OF AMERICAS, NEW YORK, NY (https://www.google.com/maps/place/1114%20AVENUE%20OF%20AMERICAS,NEW%20YORK,NY)	Graph	1	\$135,000.00	\$135,000
RANGAM CONSULTANTS INC., 1199 NATIONAL BENEFIT FUNDS, NEW YORK, NY (https://www.google.com/maps/place/1199%20NATIONAL%20BENEFIT%20FUNDS,NEW%20YORK,NY)	Graph	1	\$114,400.00	\$114,400
SIGNATURE THEATRE COMPANY, INC., PERSHING SQUARE SIGNATURE CENTER, NEW YORK, NY (https://www.google.com/maps/place/PERSHING%20SQUARE%20SIGNATURE%20CENTER,NEW%20YORK,NY)	Graph	1	\$47,000.00	\$47,000
STOUT RISIUS ROSS, INC., STOUT RISIUS ROSS, INC., 120 WEST 45TH STREET, NEW YORK, NY (https://www.google.com/maps/place/STOUT%20RISIUS%20ROSS,%20INC.,%20120%20WEST%2045TH%20STREET,NEW%20YORK,NY)	Graph	1	\$80,000.00	\$80,000
SU-RAJ INTERGOLD INC., 10 WEST 46 STREET, NEW YORK, NY (https://www.google.com/maps/place/10%20WEST%2046%20STREET,NEW%20YORK,NY)	Graph	1	\$65,000.00	\$65,000
SUPREME TABLE INC, 150 W 47TH STREET 6D, NEW YORK, NY (https://www.google.com/maps/place/150%20W%2047TH%20STREET%206D,NEW%20YORK,NY)	Graph	1	\$38,771.00	\$38,771
SW ENGINEERING COMPANY PLLC, 260 WEST 35TH STREET, NEW YORK, NY (https://www.google.com/maps/place/260%20WEST%2035TH%20STREET,NEW%20YORK,NY)	Graph	1	\$75,000.00	\$75,000
TATA CONSULTANCY SERVICES LIMITED, 1166 , AVENUE OF AMERICA, NEW YORK, NY (https://www.google.com/maps/place/1166%20,%20AVENUE%20OF%20AMERICA,NEW%20YORK,NY)	Graph	1	\$65,645.00	\$65,645
TATA CONSULTANCY SERVICES LIMITED, 300 PARK AVE, NEW YORK, NY (https://www.google.com/maps/place/300%20PARK%20AVE,NEW%20YORK,NY)	Graph	1	\$88,317.00	\$88,317
TAYLOR SPELLMAN LLC, 630 9TH AVE., NEW YORK, NY (https://www.google.com/maps/place/630%209TH%20AVE.,NEW%20YORK,NY)	Graph	1	\$39,956.80	\$39,956

Employer Name/Worksite Address	Graph	Count	Mean Wage	Media Wage
TEAMAMERICA, INC, 33 WEST 46TH STREET, NEW YORK CITY, NY (https://www.google.com/maps/place/33%20WEST%2046TH%20STREET,NEW%20YORK%20CITY,NY)	Graph	1	\$75,000.00	\$75,000
TEK SERVICES, LLC, 1199 SEIU FUNDS, NEW YORK, NY (https://www.google.com/maps/place/1199%20SEIU%20FUNDS,NEW%20YORK,NY)	Graph	1	\$64,813.00	\$64,813
THE FIDELIS GROUP INC, TRAVELCLICK, NEWYORK, NY (https://www.google.com/maps/place/TRAVELCLICK,NEWYORK,NY)	Graph	1	\$75,000.00	\$75,000
THINKTOWN EDUCATION INC., 25 BROADWAY, NEW YORK, NY (https://www.google.com/maps/place/25%20BROADWAY,NEW%20YORK,NY)	Graph	1	\$42,800.00	\$42,800
TIME OUT AMERICA LLC, 1540 BROADWAY, 42ND FL, NEW YORK, NY (https://www.google.com/maps/place/1540%20BROADWAY,%2042ND%20FL,NEW%20YORK,NY)	Graph	1	\$95,000.00	\$95,000
TRADEWEB MARKETS LLC, TRADEWEB MARKETS LLC, NEW YORK, NY (https://www.google.com/maps/place/TRADEWEB%20MARKETS%20LLC,NEW%20YORK,NY)	Graph	1	\$200,000.00	\$200,000
UNITED OVERSEAS BANK LIMITED, 592 5TH AVE, 10TH FL, NEW YORK, NY (https://www.google.com/maps/place/592%205TH%20AVE,%2010TH%20FL,NEW%20YORK,NY)	Graph	1	\$115,440.00	\$115,440
VIEW THE SPACE INC., 114 W 41ST, 11TH FLOOR, NEW YORK, NY (https://www.google.com/maps/place/114%20W%2041ST,%2011TH%20FLOOR,NEW%20YORK,NY)	Graph	1	\$150,000.00	\$150,000
VJ ASSOCIATES INC. OF SUFFOLK, 330 WEST 42 STREET, NEW YORK, NY (https://www.google.com/maps/place/330%20WEST%2042%20STREET,NEW%20YORK,NY)	Graph	1	\$75,000.00	\$75,000
WALTER T. GORMAN, P.E., P.C., 414 WEST 45 STREET, NEW YORK, NY (https://www.google.com/maps/place/414%20WEST%2045%20STREET,NEW%20YORK,NY)	Graph	1	\$100,000.00	\$100,000
WHITE & CASE LLP, WHITE & CASE LLP, NEW YORK, NY (https://www.google.com/maps/place/WHITE%20%26%20CASE%20LLP,NEW%20YORK,NY)	Graph	1	\$280,000.00	\$280,000
AVISO PARTNERS, INC., AVISO PARTNERS, INC., NEW YORK, NY (https://www.google.com/maps/place/AVISO%20PARTNERS,%20INC.,NEW%20YORK,NY)	Graph	2	\$75,000.00	\$75,000
CYBAGE SOFTWARE INC, TRAVELCLICK INC, NEW YORK, NY (https://www.google.com/maps/place/TRAVELCLICK%20INC,NEW%20YORK,NY)	Graph	2	\$78,608.50	\$71,000
EMONICS, LLC, 1460 BROADWAY, NEW YORK, NY (https://www.google.com/maps/place/1460%20BROADWAY,NEW%20YORK,NY)	Graph	2	\$75,000.00	\$60,000
HARTREE PARTNERS, LP, 1185 AVENUE OF AMERICAS, NEW YORK, NY (https://www.google.com/maps/place/1185%20AVENUE%20OF%20AMERICAS,NEW%20YORK,NY)	Graph	2	\$177,500.00	\$105,000
HEADSTRONG SERVICES LLC, 1155 AVENUE OF AMERICAS, NEW YORK, NY (https://www.google.com/maps/place/1155%20AVENUE%20OF%20AMERICAS,NEW%20YORK,NY)	Graph	2	\$119,500.00	\$77,000
HEXAWARE TECHNOLOGIES, INC., CHRISTIE'S, NEW YORK, NY (https://www.google.com/maps/place/CHRISTIE'S,NEW%20YORK,NY)	Graph	2	\$130,000.00	\$120,000
HIGHGATE HOTELS LP, 6 TIMES SQUARE, NEW YORK, NY (https://www.google.com/maps/place/6%20TIMES%20SQUARE,NEW%20YORK,NY)	Graph	2	\$66,618.50	\$56,722
LARSEN & TOUBRO INFOTECH LIMITED, HBO, NEW YORK, NY (https://www.google.com/maps/place/HBO,NEW%20YORK,NY)	Graph	2	\$75,888.00	\$75,888
LARSEN & TOUBRO INFOTECH LIMITED, VIACOM INC, 1515 BROADWAY, NEW YORK CITY, NY (https://www.google.com/maps/place/VIACOM%20INC,%201515%20BROADWAY,NEW%20YORK%20CITY,NY)	Graph	2	\$72,372.00	\$69,360
LARSEN & TOUBRO INFOTECH LIMITED, VIACOM INC., 1515 BROADWAY, NEW YORK, NY (https://www.google.com/maps/place/VIACOM%20INC.,%201515%20BROADWAY,NEW%20YORK,NY)	Graph	2	\$81,456.00	\$81,420
LARSEN & TOUBRO INFOTECH LIMITED, VIACOM, 1540 BROADWAY, NEW YORK, NY (https://www.google.com/maps/place/VIACOM,%201540%20BROADWAY,NEW%20YORK,NY)	Graph	2	\$93,738.00	\$90,624
MAGNUS TECHNOLOGY SOLUTIONS INC, 1500 BROADWAY, W 43RD STREET, NEW YORK, NY (https://www.google.com/maps/place/1500%20BROADWAY,%20W%2043RD%20STREET,NEW%20YORK,NY)	Graph	2	\$60,000.00	\$60,000
MAKOSI, INC., 200 WEST 41ST, NEW YORK, NY (https://www.google.com/maps/place/200%20WEST%2041ST,NEW%20YORK,NY)	Graph	2	\$170,000.00	\$90,000
MUDRASYS,INC., 230 WEST 41ST STRRET, NEW YORK, NY (https://www.google.com/maps/place/230%20WEST%2041ST%20STRRET,NEW%20YORK,NY)	Graph	2	\$84,000.00	\$84,000
RHIPE SOLUTIONS LLC, 11 TIMES SQUARE, NEW YORK, NY (https://www.google.com/maps/place/11%20TIMES%20SQUARE,NEW%20YORK,NY)	Graph	2	\$144,000.00	\$140,000
SALESFORCE.COM INC., 3 BRYANT PARK, NEW YORK, NY (https://www.google.com/maps/place/3%20BRYANT%20PARK,NEW%20YORK,NY)	Graph	2	\$120,781.00	\$91,562
STUDIO DB ARCHITECTURE DPC, 311 WEST 43RD STREET, NEW YORK, NY (https://www.google.com/maps/place/311%20WEST%2043RD%20STREET,NEW%20YORK,NY)	Graph	2	\$66,048.00	\$57,096
THE DIGITAL GROUP OF COMPANIES, INC, 45 STREET, NEW YORK, NY (https://www.google.com/maps/place/45%20STREET,NEW%20YORK,NY)	Graph	2	\$106,700.00	\$106,700
YAHOO! INC., 229 WEST 43RD STREET, NEW YORK, NY (https://www.google.com/maps/place/229%20WEST%2043RD%20STREET,NEW%20YORK,NY)	Graph	2	\$49,837.50	\$46,675

Employer Name/Worksite Address	Graph	Count	Mean Wage	Media Wage
ZEROSNONES INC., ABOUT.COM, NEW YORK, NY (https://www.google.com/maps/place/ABOUT.COM,NEW%20YORK,NY)	Graph	2	\$65,110.50	\$60,000
AUERBACH GRAYSON AND COMPANY LLC, 25 WEST 45 STREET, NEW YORK, NY (https://www.google.com/maps/place/25%20WEST%2045%20STREET,NEW%20YORK,NY)	Graph	3	\$121,666.67	\$125,000
BANK OF AMERICA N.A., 1133 AVENUE OF AMERICAS, NEW YORK, NY (https://www.google.com/maps/place/1133%20AVENUE%20OF%20AMERICAS,NEW%20YORK,NY)	Graph	3	\$104,062.67	\$92,000
CAPGEMINI AMERICA INC, 5 TIMES SQ FL 11, NEW YORK, NY (https://www.google.com/maps/place/5%20TIMES%20SQ%20FL%2011,NEW%20YORK,NY)	Graph	3	\$75,800.00	\$75,800
DAI & ASSOCIATES,P.C., 1500 BROADWAY, NEW YORK, NY (https://www.google.com/maps/place/1500%20BROADWAY,NEW%20YORK,NY)	Graph	3	\$45,843.13	\$45,843
EAGLESIGHT CAPITAL MANAGEMENT LLC, 7 TIMES SQUARE, NEW YORK, NY (https://www.google.com/maps/place/7%20TIMES%20SQUARE,NEW%20YORK,NY)	Graph	3	\$56,923.73	\$66,000
EYZENBERG & COMPANY LLC, 1177 AVENUE OF THE AMERICAS, NEW YORK, NY (https://www.google.com/maps/place/1177%20AVENUE%20OF%20THE%20AMERICAS,NEW%20YORK,NY)	Graph	3	\$71,916.33	\$75,000
L.E.K. CONSULTING LLC, 114 W 47TH STREET, NEW YORK, NY (https://www.google.com/maps/place/114%20W%2047TH%20STREET,NEW%20YORK,NY)	Graph	3	\$133,333.33	\$140,000
LARSEN & TOUBRO INFOTECH LIMITED, HOME BOX OFFICE, NEW YORK, NY (https://www.google.com/maps/place/HOME%20BOX%20OFFICE,NEW%20YORK,NY)	Graph	3	\$97,029.33	\$104,300
LARSEN & TOUBRO INFOTECH LIMITED, VIACOM INC, 1515 BROADWAY, NEW YORK, NY (https://www.google.com/maps/place/VIACOM%20INC,%201515%20BROADWAY,NEW%20YORK,NY)	Graph	3	\$84,908.00	\$83,964
PROCO GLOBAL INC., 590 5TH AVENUE, NEW YORK, NY (https://www.google.com/maps/place/590%205TH%20AVENUE,NEW%20YORK,NY)	Graph	3	\$85,000.00	\$75,000
TATA CONSULTANCY SERVICES LIMITED, 122 5TH AVE NEW YORK CITY,, NEW YORK, NY (https://www.google.com/maps/place/122%205TH%20AVE%20NEW%20YORK%20CITY,,NEW%20YORK,NY)	Graph	3	\$65,645.00	\$65,645
THE JENSEN LAW FIRM PLLC, 1212 AVENUE OF THE AMERICAS, NEW YORK, NY (https://www.google.com/maps/place/1212%20AVENUE%20OF%20THE%20AMERICAS,NEW%20YORK,NY)	Graph	3	\$47,167.47	\$39,956
TIBCO SOFTWARE, INC., 120 W 45TH STREET, 18 FLOOR, NEW YORK, NY (https://www.google.com/maps/place/120%20W%2045TH%20STREET,%2018%20FLOOR,NEW%20YORK,NY)	Graph	3	\$117,967.81	\$115,000
TURN KEY OFFICE SUITES, LLC, 353 WEST 48TH ST FLOOR 4, NEW YORK, NY (https://www.google.com/maps/place/353%20WEST%2048TH%20ST%20FLOOR%204,NEW%20YORK,NY)	Graph	3	\$58,468.80	\$58,468
GEMOLOGICAL INSTITUTE OF AMERICA (GIA), INTERNATIONAL GEM TOWER, NEW YORK, NY (https://www.google.com/maps/place/INTERNATIONAL%20GEM%20TOWER,NEW%20YORK,NY)	Graph	4	\$70,106.70	\$64,000
LARSEN & TOUBRO INFOTECH LIMITED, VIACOM, 1515 BROADWAY, NEW YORK, NY (https://www.google.com/maps/place/VIACOM,%201515%20BROADWAY,NEW%20YORK,NY)	Graph	4	\$76,830.00	\$75,516
MICROSOFT CORPORATION, ELEVEN TIMES SQUARE 9TH FLOOR, NEW YORK, NY (https://www.google.com/maps/place/ELEVEN%20TIMES%20SQUARE%209TH%20FLOOR,NEW%20YORK,NY)	Graph	4	\$151,078.75	\$151,175
TACADA INC, 1501 BROADWAY 12/FL, NEW YORK, NY (https://www.google.com/maps/place/1501%20BROADWAY%2012/FL,NEW%20YORK,NY)	Graph	4	\$41,525.00	\$39,000
OLIVER WYMAN, INC., OLIVER WYMAN, INC., NEW YORK, NY (https://www.google.com/maps/place/OLIVER%20WYMAN,%20INC.,NEW%20YORK,NY)	Graph	5	\$137,300.00	\$101,500
PROSKAUER ROSE LLP, ELEVEN TIMES SQUARE, NEW YORK, NY (https://www.google.com/maps/place/ELEVEN%20TIMES%20SQUARE,NEW%20YORK,NY)	Graph	5	\$219,000.00	\$235,000
COOLEY LLP, 1114 AVENUE OF THE AMERICAS, NEW YORK, NY (https://www.google.com/maps/place/1114%20AVENUE%20OF%20THE%20AMERICAS,NEW%20YORK,NY)	Graph	6	\$126,238.33	\$75,000
EXIGER LLC, 1095 AVENUE OF AMERICAS, NEW YORK, NY (https://www.google.com/maps/place/1095%20AVENUE%20OF%20AMERICAS,NEW%20YORK,NY)	Graph	6	\$82,121.33	\$84,864
LARSEN & TOUBRO INFOTECH LIMITED, VIACOM INC, NEW YORK, NY (https://www.google.com/maps/place/VIACOM%20INC,NEW%20YORK,NY)	Graph	6	\$81,796.00	\$80,496
UXC ECLIPSE (USA) LLC, 200 WEST 41ST STREET, 15 FLOOR, NEW YORK, NY (https://www.google.com/maps/place/200%20WEST%2041ST%20STREET,%2015%20FLOOR,NEW%20YORK,NY)	Graph	6	\$103,219.83	\$106,891
LARSEN & TOUBRO INFOTECH LIMITED, VIACOM INC., NEW YORK, NY (https://www.google.com/maps/place/VIACOM%20INC.,NEW%20YORK,NY)	Graph	9	\$81,088.22	\$79,080
MULTIVISION LLC, VIACOM, NEW YORK, NY (https://www.google.com/maps/place/VIACOM,NEW%20YORK,NY)	Graph	9	\$82,359.33	\$82,860
QTECH CONSULTING GROUP INC., 7 TIMES SQ BSMT SB4, NEW YORK, NY (https://www.google.com/maps/place/7%20TIMES%20SQ%20BSMT%20SB4,NEW%20YORK,NY)	Graph	10	\$70,221.00	\$70,221
TATA CONSULTANCY SERVICES LIMITED, 1166 AVENUE OF AMERICAS, NEW YORK, NY (https://www.google.com/maps/place/1166%20AVENUE%20OF%20AMERICAS,NEW%20YORK,NY)	Graph	11	\$90,429.64	\$71,781

Employer Name/Worksite Address	Graph	Count	Mean Wage	Median Wage
A.T. KEARNEY, INC., 7 TIMES SQAURE TOWER, NEW YORK, NY (https://www.google.com/maps/place/7%20TIMES%20SQAURE%20TOWER,NEW%20YORK,NY)	Graph	50	\$70,000.00	\$70,000.00
A.T. KEARNEY, INC., 7 TIMES SQUARE TOWER, NEW YORK, NY (https://www.google.com/maps/place/7%20TIMES%20SQUARE%20TOWER,NEW%20YORK,NY)	Graph	310	\$134,999.45	\$137,000.00
Totals	Graph	610	\$112,575.18	\$115,440.00

Latitude: 40.759264 Longitude: -73.773668

Employer Name/Employer Address	Graph	Count	Mean Wage	Median Wage	Lowest Wage	Highest Wage
BRYAN BAN CPA, P.C., 209-35 NORTHERN BLVD., BAYSIDE, NY (https://www.google.com/maps/place/209-35%20NORTHERN%20BLVD.,BAYSIDE,NY)	Graph	1	\$55,764.80	\$55,764.80	\$55,764.80	\$55,764.80
Totals	Graph	1	\$55,764.80	\$55,764.80	\$55,764.80	\$55,764.80

Employer Name/Worksite Address	Graph	Count	Mean Wage	Median Wage	Lowest Wage	Highest Wage
BRYAN BAN CPA, P.C., 209-35 NORTHERN BLVD., BAYSIDE, NY (https://www.google.com/maps/place/209-35%20NORTHERN%20BLVD.,BAYSIDE,NY)	Graph	1	\$55,764.80	\$55,764.80	\$55,764.80	\$55,764.80
Totals	Graph	1	\$55,764.80	\$55,764.80	\$55,764.80	\$55,764.80

Latitude: 40.759268 Longitude: -73.968331

Employer Name/Worksite Address	Graph	Count	Mean Wage	Median Wage	Lowest Wage	Highest Wage
GROUP-S LLC, 920 3RD AVENUE, NEW YORK, NY (https://www.google.com/maps/place/920%203RD%20AVENUE,NEW%20YORK,NY)	Graph	1	\$62,000.00	\$62,000.00	\$62,000.00	\$62,000.00
Totals	Graph	1	\$62,000.00	\$62,000.00	\$62,000.00	\$62,000.00

Latitude: 40.759269 Longitude: -73.339402

Employer Name/Employer Address	Graph	Count	Mean Wage	Median Wage	Lowest Wage	Highest Wage
APOGEE TRANSLITE, INC., 593 ACORN STREET, DEER PARK, NY (https://www.google.com/maps/place/593%20ACORN%20STREET,DEER%20PARK,NY)	Graph	1	\$64,605.00	\$64,605.00	\$64,605.00	\$64,605.00
Totals	Graph	1	\$64,605.00	\$64,605.00	\$64,605.00	\$64,605.00

Employer Name/Worksite Address	Graph	Count	Mean Wage	Median Wage	Lowest Wage	Highest Wage
APOGEE TRANSLITE, INC., 593 ACORN STREET, DEER PARK, NY (https://www.google.com/maps/place/593%20ACORN%20STREET,DEER%20PARK,NY)	Graph	1	\$64,605.00	\$64,605.00	\$64,605.00	\$64,605.00
Totals	Graph	1	\$64,605.00	\$64,605.00	\$64,605.00	\$64,605.00

Latitude: 40.759271 Longitude: -73.826531

Employer Name/Employer Address	Graph	Count	Mean Wage	Median Wage	Lowest Wage	Highest Wage
X-TREME CARE LLC, 14906 41ST AVENUE, FLUSHING, NY (https://www.google.com/maps/place/14906%2041ST%20AVENUE,FLUSHING,NY)	Graph	2	\$60,756.80	\$55,764.80	\$55,764.80	\$65,748.80
Totals	Graph	2	\$60,756.80	\$55,764.80	\$55,764.80	\$65,748.80

Employer Name/Worksite Address	Graph	Count	Mean Wage	Median Wage	Lowest Wage	Highest Wage
--------------------------------	-------	-------	-----------	-------------	-------------	--------------

Employer Name/Worksite Address	Graph	Count	Mean Wage	Median Wage	Lowest Wage	Highest Wage
X-TREME CARE LLC, 14906 41ST AVENUE, FLUSHING, NY (https://www.google.com/maps/place/14906%2041ST%20AVENUE,FLUSHING,NY)	Graph	2	\$60,756.80	\$55,764.80	\$55,764.80	\$65,748.80
Totals	Graph	2	\$60,756.80	\$55,764.80	\$55,764.80	\$65,748.80

Latitude: 40.759293 Longitude: -73.968149

Employer Name/Worksite Address	Graph	Count	Mean Wage	Median Wage	Lowest Wage	Highest Wage
FUSION PLUS SOLUTIONS, INC, 909, 31ST FLOOR, 3RD AVE, NEW YORK, NY (https://www.google.com/maps/place/909,%2031ST%20FLOOR,%203RD%20AVE,NEW%20YORK,NY)	Graph	1	\$72,000.00	\$72,000.00	\$72,000.00	\$72,000.00
TATA CONSULTANCY SERVICES LIMITED, 875, 3RD AVENUE, NEW YORK, NY (https://www.google.com/maps/place/875,%203RD%20AVENUE,NEW%20YORK,NY)	Graph	2	\$82,701.00	\$82,701.00	\$82,701.00	\$82,701.00
Totals	Graph	3	\$79,134.00	\$82,701.00	\$72,000.00	\$82,701.00

Latitude: 40.759297 Longitude: -73.976729

Employer Name/Employer Address	Graph	Count	Mean Wage	Median Wage	Lowest Wage	Highest Wage
BEACHHEAD CAPITAL MANAGEMENT LLC, 640 FIFTH AVENUE, NEW YORK, NY (https://www.google.com/maps/place/640%20FIFTH%20AVENUE,NEW%20YORK,NY)	Graph	1	\$200,000.00	\$200,000.00	\$200,000.00	\$200,000.00
EXANE, INC., 640 FIFTH AVENUE, NEW YORK, NY (https://www.google.com/maps/place/640%20FIFTH%20AVENUE,NEW%20YORK,NY)	Graph	1	\$182,000.00	\$182,000.00	\$182,000.00	\$182,000.00
GCA SAVVIAN ADVISORS, LLC, 640 5TH AVENUE, NEW YORK, NY (https://www.google.com/maps/place/640%205TH%20AVENUE,NEW%20YORK,NY)	Graph	1	\$175,000.00	\$175,000.00	\$175,000.00	\$175,000.00
GREENTECH CAPITAL ADVISORS, LLC, 640 FIFTH AVENUE, NEW YORK, NY (https://www.google.com/maps/place/640%20FIFTH%20AVENUE,NEW%20YORK,NY)	Graph	1	\$175,000.00	\$175,000.00	\$175,000.00	\$175,000.00
OWL CREEK ASSET MANAGEMENT, LP, 640 FIFTH AVENUE, NEW YORK, NY (https://www.google.com/maps/place/640%20FIFTH%20AVENUE,NEW%20YORK,NY)	Graph	1	\$215,000.00	\$215,000.00	\$215,000.00	\$215,000.00
THE KLEIN GROUP, LLC, 640 FIFTH AVENUE, NEW YORK, NY (https://www.google.com/maps/place/640%20FIFTH%20AVENUE,NEW%20YORK,NY)	Graph	1	\$90,000.00	\$90,000.00	\$90,000.00	\$90,000.00
GREENTECH CAPITAL ADVISORS LLC, 640 FIFTH AVENUE, NEW YORK, NY (https://www.google.com/maps/place/640%20FIFTH%20AVENUE,NEW%20YORK,NY)	Graph	3	\$145,000.00	\$125,000.00	\$85,000.00	\$225,000.00
Totals	Graph	9	\$163,555.56	\$175,000.00	\$85,000.00	\$225,000.00

Employer Name/Worksite Address	Graph	Count	Mean Wage	Median Wage	Lowest Wage	Highest Wage
COMPUNNEL SOFTWARE GROUP, INC., 640 5TH AVE, NEW YORK, NY (https://www.google.com/maps/place/640%205TH%20AVE,NEW%20YORK,NY)	Graph	1	\$62,000.00	\$62,000.00	\$62,000.00	\$62,000.00
PAMTEN, INC., WELLS FARGO, NEW YORK, NY (https://www.google.com/maps/place/WELLS%20FARGO,NEW%20YORK,NY)	Graph	1	\$85,000.00	\$85,000.00	\$85,000.00	\$85,000.00
GCA SAVVIAN ADVISORS, LLC, 640 5TH AVENUE, NEW YORK, NY (https://www.google.com/maps/place/640%205TH%20AVENUE,NEW%20YORK,NY)	Graph	3	\$105,966.67	\$80,900.00	\$62,000.00	\$175,000.00
GREENTECH CAPITAL ADVISORS LLC, 640 FIFTH AVENUE, NEW YORK, NY (https://www.google.com/maps/place/640%20FIFTH%20AVENUE,NEW%20YORK,NY)	Graph	11	\$142,693.27	\$125,000.00	\$85,000.00	\$225,000.00
Totals	Graph	16	\$127,157.88	\$90,813.00	\$62,000.00	\$225,000.00

Latitude: 40.759304 Longitude: -73.976561

Employer Name/Employer Address	Graph	Count	Mean Wage	Median Wage	Lowest Wage	Highest Wage
APPOMATTOX ADVISORY, INC., 623 FIFTH AVENUE, NEW YORK, NY (https://www.google.com/maps/place/623%20FIFTH%20AVENUE,NEW%20YORK,NY)	Graph	1	\$70,000.00	\$70,000.00	\$70,000.00	\$70,000.00
GR TECH LLC, 623 FIFTH AVENUE, NEW YORK, NY (https://www.google.com/maps/place/623%20FIFTH%20AVENUE,NEW%20YORK,NY)	Graph	1	\$200,000.00	\$200,000.00	\$200,000.00	\$200,000.00

Employer Name/Employer Address	Graph	Count	Mean Wage	Median Wage	Lowest Wage	Highest Wage
HARNIK LAW FIRM, 623 FIFTH AVENUE, 24TH FLOOR, NEW YORK, NY (https://www.google.com/maps/place/623%20FIFTH%20AVENUE,%2024TH%20FLOOR,NEW%20YORK,NY)		1	\$123,552.00	\$123,552.00	\$123,552.00	\$123,552
MASON HILL ADVISORS, LLC, 623 FIFTH AVENUE, NEW YORK, NY (https://www.google.com/maps/place/623%20FIFTH%20AVENUE,NEW%20YORK,NY)		1	\$85,000.00	\$85,000.00	\$85,000.00	\$85,000.
MTS HEALTH PARTNERS, L.P., 623 FIFTH AVENUE, NEW YORK, NY (https://www.google.com/maps/place/623%20FIFTH%20AVENUE,NEW%20YORK,NY)		1	\$110,000.00	\$110,000.00	\$110,000.00	\$110,000
CAPGEMINI AMERICA INC, 623 FIFTH AVENUE, NEW YORK, NY (https://www.google.com/maps/place/623%20FIFTH%20AVENUE,NEW%20YORK,NY)		2	\$90,813.00	\$90,813.00	\$90,813.00	\$90,813.
Totals		7	\$110,025.43	\$90,813.00	\$70,000.00	\$200,000

Employer Name/Worksite Address	Graph	Count	Mean Wage	Median Wage	Lowest Wage	Highest Wage
HARNIK LAW FIRM, 623 FIFTH AVENUE, 24TH FLOOR, NEW YORK, NY (https://www.google.com/maps/place/623%20FIFTH%20AVENUE,%2024TH%20FLOOR,NEW%20YORK,NY)		1	\$123,552.00	\$123,552.00	\$123,552.00	\$123,552
HCL AMERICA, INC., 623 FIFTH AVENUE, 19TH FLOOR, NEW YORK, NY (https://www.google.com/maps/place/623%20FIFTH%20AVENUE,%2019TH%20FLOOR,NEW%20YORK,NY)		1	\$64,813.00	\$64,813.00	\$64,813.00	\$64,813.
NWI MANAGEMENT LP, 623 FIFTH AVENUE, 23RD FLOOR, NEW YORK, NY (https://www.google.com/maps/place/623%20FIFTH%20AVENUE,%2023RD%20FLOOR,NEW%20YORK,NY)		1	\$87,000.00	\$87,000.00	\$87,000.00	\$87,000.
CAPGEMINI AMERICA INC, 623 FIFTH AVENUE, NEW YORK, NY (https://www.google.com/maps/place/623%20%20FIFTH%20AVENUE,NEW%20YORK,NY)		2	\$60,000.00	\$60,000.00	\$60,000.00	\$60,000.
CAPGEMINI AMERICA INC, 623 5TH AVENUE, 33RD FLOOR, NEW YORK, NY (https://www.google.com/maps/place/623%205TH%20AVENUE,%2033RD%20FLOOR,NEW%20YORK,NY)		2	\$105,000.00	\$105,000.00	\$105,000.00	\$105,000
IT HOPPERS INC, 623 5TH AVE, NEW YORK, NY (https://www.google.com/maps/place/623%205TH%20AVE,NEW%20YORK,NY)		3	\$98,812.67	\$110,219.00	\$76,000.00	\$110,219
CAPGEMINI AMERICA INC, 623 FIFTH AVENUE 33RD FLOOR, NEW YORK, NY (https://www.google.com/maps/place/623%20FIFTH%20AVENUE%2033RD%20FLOOR,NEW%20YORK,NY)		8	\$86,075.00	\$92,800.00	\$60,000.00	\$95,800.
CAPGEMINI AMERICA INC, 623 FIFTH AVE, NEW YORK, NY (https://www.google.com/maps/place/623%20FIFTH%20AVE,NEW%20YORK,NY)		14	\$97,344.14	\$95,701.00	\$75,795.00	\$111,405
HCL AMERICA, INC., 623 5TH AVENUE, NEW YORK, NY (https://www.google.com/maps/place/623%205TH%20AVENUE,NEW%20YORK,NY)		20	\$91,562.00	\$91,562.00	\$91,562.00	\$91,562.
GR TECH LLC, 623 FIFTH AVENUE, NEW YORK, NY (https://www.google.com/maps/place/623%20FIFTH%20AVENUE,NEW%20YORK,NY)		25	\$117,450.92	\$100,154.00	\$70,000.00	\$209,810
Totals		77	\$100,269.27	\$93,371.00	\$60,000.00	\$209,810

Latitude: 40.759354 Longitude: -73.488194

Employer Name/Worksite Address	Graph	Count	Mean Wage	Median Wage	Lowest Wage	Highest Wage
VSLN INTERNATIONAL, INC., 999 STEWART AVE, BETHPAGE, NY (https://www.google.com/maps/place/999%20STEWART%20AVE,BETHPAGE,NY)		4	\$78,631.75	\$68,827.00	\$60,700.00	\$95,000.00
TATA CONSULTANCY SERVICES LIMITED, 999 STEWART AVENUE, BETHPAGE, NY (https://www.google.com/maps/place/999%20STEWART%20AVENUE,BETHPAGE,NY)		9	\$71,536.89	\$65,291.00	\$60,590.00	\$130,000.00
Totals		13	\$73,719.92	\$65,291.00	\$60,590.00	\$130,000.00

Latitude: 40.759365 Longitude: -73.97815

Employer Name/Worksite Address	Graph	Count	Mean Wage	Median Wage	Lowest Wage	Highest Wage
DELOITTE CONSULTING LLP, 30 ROCKEFELLER, NEW YORK, NY (https://www.google.com/maps/place/30%20ROCKEFELLER,NEW%20YORK,NY)		15	\$104,000.00	\$104,000.00	\$104,000.00	\$104,000.00
Totals		15	\$104,000.00	\$104,000.00	\$104,000.00	\$104,000.00

Latitude: 40.75937 Longitude: -73.989054

Employer Name/Employer Address	Graph	Count	Mean Wage	Median Wage	Lowest Wage	Highest Wage
BROADWAY DANCE CENTER, 322 WEST 45TH STREET, NEW YORK, NY (https://www.google.com/maps/place/322%20WEST%2045TH%20STREET,NEW%20YORK,NY)	Graph	1	\$36,400.00	\$36,400.00	\$36,400.00	\$36,400.00
Totals	Graph	1	\$36,400.00	\$36,400.00	\$36,400.00	\$36,400.00

Employer Name/Worksite Address	Graph	Count	Mean Wage	Median Wage	Lowest Wage	Highest Wage
BROADWAY DANCE CENTER, 322 WEST 45TH STREET, NEW YORK, NY (https://www.google.com/maps/place/322%20WEST%2045TH%20STREET,NEW%20YORK,NY)	Graph	1	\$36,400.00	\$36,400.00	\$36,400.00	\$36,400.00
Totals	Graph	1	\$36,400.00	\$36,400.00	\$36,400.00	\$36,400.00

Latitude: 40.759403 Longitude: -73.98087

Employer Name/Worksite Address	Graph	Count	Mean Wage	Median Wage	Lowest Wage	Highest Wage
MORGAN STANLEY SERVICES GROUP, INC., 1121 AVENUE OF THE AMERICAS, NEW YORK, NY (https://www.google.com/maps/place/1121%20AVENUE%20OF%20THE%20AMERICAS,NEW%20YORK,NY)	Graph	1	\$102,900.00	\$102,900.00	\$102,900.00	\$102,900.00
Totals	Graph	1	\$102,900.00	\$102,900.00	\$102,900.00	\$102,900.00

Latitude: 40.759406 Longitude: -73.799232




Employer Name/Employer Address	Graph	Count	Mean Wage	Median Wage	Lowest Wage	Highest Wage
C CASTLE GROUP CORP., 167-17 NORTHERN BLVD, FLUSHING, NY (https://www.google.com/maps/place/167-17%20NORTHERN%20BLVD,FLUSHING,NY)	Graph	1	\$56,000.00	\$56,000.00	\$56,000.00	\$56,000.00
Totals	Graph	1	\$56,000.00	\$56,000.00	\$56,000.00	\$56,000.00

Employer Name/Worksite Address	Graph	Count	Mean Wage	Median Wage	Lowest Wage	Highest Wage
C CASTLE GROUP CORP., 167-17 NORTHERN BLVD, FLUSHING, NY (https://www.google.com/maps/place/167-17%20NORTHERN%20BLVD,FLUSHING,NY)	Graph	1	\$56,000.00	\$56,000.00	\$56,000.00	\$56,000.00
Totals	Graph	1	\$56,000.00	\$56,000.00	\$56,000.00	\$56,000.00

Latitude: 40.759408 Longitude: -73.978118



Employer Name/Employer Address	Graph	Count	Mean Wage	Median Wage	Lowest Wage	Highest Wage
JUN HE LAW OFFICES LLC, 45 ROCKEFELLER PLAZA, NEW YORK, NY (https://www.google.com/maps/place/45%20ROCKEFELLER%20PLAZA,NEW%20YORK,NY)	Graph	1	\$90,000.00	\$90,000.00	\$90,000.00	\$90,000.00
JUN HE LAW OFFICES, 45 ROCKEFELLER PLAZA, NEW YORK, NY (https://www.google.com/maps/place/45%20ROCKEFELLER%20PLAZA,NEW%20YORK,NY)	Graph	1	\$110,000.00	\$110,000.00	\$110,000.00	\$110,000.00
KEMNAY FAMILY OFFICE INC, 45 ROCKEFELLER PLAZA, NEW YORK, NY (https://www.google.com/maps/place/45%20ROCKEFELLER%20PLAZA,NEW%20YORK,NY)	Graph	1	\$1,500,000.00	\$1,500,000.00	\$1,500,000.00	\$1,500,000.00
POLYPATHS LLC, 45 ROCKEFELLER PLAZA, NEW YORK, NY (https://www.google.com/maps/place/45%20ROCKEFELLER%20PLAZA,NEW%20YORK,NY)	Graph	1	\$125,000.00	\$125,000.00	\$125,000.00	\$125,000.00
POLYPATHS, LLC, 45 ROCKEFELLER PLAZA, NEW YORK, NY (https://www.google.com/maps/place/45%20ROCKEFELLER%20PLAZA,NEW%20YORK,NY)	Graph	1	\$100,000.00	\$100,000.00	\$100,000.00	\$100,000.00
T.A. MCKAY & CO., INC., 45 ROCKEFELLER PLAZA, NEW YORK, NY (https://www.google.com/maps/place/45%20ROCKEFELLER%20PLAZA,NEW%20YORK,NY)	Graph	1	\$175,000.00	\$175,000.00	\$175,000.00	\$175,000.00
Totals	Graph	6	\$350,000.00	\$110,000.00	\$90,000.00	\$1,500,000.00

Employer Name/Worksite Address	Graph	Count	Mean Wage	Median Wage	Lowest Wage	Highest Wage
--------------------------------	-------	-------	-----------	-------------	-------------	--------------



Employer Name/Worksite Address	Graph	Count	Mean Wage	Median Wage	Lowest Wage	Highest Wage
JUN HE LAW OFFICES LLC, 45 ROCKEFELLER PLAZA, NEW YORK, NY (https://www.google.com/maps/place/45%20ROCKEFELLER%20PLAZA,NEW%20YORK,NY)		9	\$260,133.33	\$100,000.00	\$80,400.00	\$1,500,000.00
CAPGEMINI AMERICA INC, 45 ROCKEFELLER PLZ, NEW YORK, NY (https://www.google.com/maps/place/45%20ROCKEFELLER%20PLZ,NEW%20YORK,NY)		19	\$80,926.32	\$79,800.00	\$60,000.00	\$109,000.00
Totals		28	\$138,528.57	\$79,800.00	\$60,000.00	\$1,500,000.00



Latitude: 40.759454 Longitude: -73.410543

Employer Name/Employer Address	Graph	Count	Mean Wage	Median Wage	Lowest Wage	Highest Wage
CERTIFIED LABORATORIES, INC, 65 MARCUS DRIVE, MELVILLE, NY (https://www.google.com/maps/place/65%20MARCUS%20DRIVE,MELVILLE,NY)		2	\$45,968.00	\$45,968.00	\$45,968.00	\$45,968.00
Totals		2	\$45,968.00	\$45,968.00	\$45,968.00	\$45,968.00





Employer Name/Worksite Address	Graph	Count	Mean Wage	Median Wage	Lowest Wage	Highest Wage
CERTIFIED LABORATORIES, INC, 65 MARCUS DRIVE, MELVILLE, NY (https://www.google.com/maps/place/65%20MARCUS%20DRIVE,MELVILLE,NY)		2	\$45,968.00	\$45,968.00	\$45,968.00	\$45,968.00
Totals		2	\$45,968.00	\$45,968.00	\$45,968.00	\$45,968.00



Latitude: 40.75947 Longitude: -73.410502

Employer Name/Employer Address	Graph	Count	Mean Wage	Median Wage	Lowest Wage	Highest Wage
D3 LLC, 75 MARCUS DRIVE, MELVILLE, NY (https://www.google.com/maps/place/75%20MARCUS%20DRIVE,MELVILLE,NY)		4	\$71,250.00	\$65,000.00	\$55,000.00	\$100,000.00
Totals		4	\$71,250.00	\$65,000.00	\$55,000.00	\$100,000.00

Employer Name/Worksite Address	Graph	Count	Mean Wage	Median Wage	Lowest Wage	Highest Wage
D3 LLC, 75 MARCUS DRIVE, MELVILLE, NY (https://www.google.com/maps/place/75%20MARCUS%20DRIVE,MELVILLE,NY)		7	\$68,571.43	\$65,000.00	\$55,000.00	\$100,000.00
Totals		7	\$68,571.43	\$65,000.00	\$55,000.00	\$100,000.00

Latitude: 40.759471 Longitude: -73.972391

Employer Name/Employer Address	Graph	Count	Mean Wage	Median Wage	Lowest Wage	Highest Wage
WELLSPRING CAPITAL MANAGEMENT LLC, 390 PARK AVENUE, NEW YORK, NY (https://www.google.com/maps/place/390%20PARK%20AVENUE,NEW%20YORK,NY)		1	\$200,000.00	\$200,000.00	\$200,000.00	\$200,000.00
JAGUAR GROWTH PARTNERS LLC, 390 PARK AVENUE, NEW YORK, NY (https://www.google.com/maps/place/390%20PARK%20AVENUE,NEW%20YORK,NY)		3	\$146,333.33	\$107,000.00	\$107,000.00	\$225,000.00
THIRD POINT LLC, 390 PARK AVENUE, NEW YORK, NY (https://www.google.com/maps/place/390%20PARK%20AVENUE,NEW%20YORK,NY)		4	\$126,250.00	\$95,000.00	\$95,000.00	\$175,000.00
Totals		8	\$143,000.00	\$107,000.00	\$95,000.00	\$225,000.00















Employer Name/Worksite Address	Graph	Count	Mean Wage	Median Wage	Lowest Wage	Highest Wage
THIRD POINT LLC, 390 PARK AVENUE, NEW YORK, NY (https://www.google.com/maps/place/390%20PARK%20AVENUE,NEW%20YORK,NY)		14	\$133,397.36	\$130,000.00	\$73,563.00	\$225,000.00
Totals		14	\$133,397.36	\$130,000.00	\$73,563.00	\$225,000.00






Latitude: 40.759546 Longitude: -73.944093

Employer Name/Employer Address	Graph	Count	Mean Wage	Median Wage	Lowest Wage	Highest Wage
ASCENT DEVELOPMENT, LLC, 4445 VERNON BOULEVARD, LONG ISLAND CITY, NY (https://www.google.com/maps/place/4445%20VERNON%20BOULEVARD,LONG%20ISLAND%20CITY,NY)		1	\$70,000.00	\$70,000.00	\$70,000.00	\$70,000.00
Totals		1	\$70,000.00	\$70,000.00	\$70,000.00	\$70,000.00

Employer Name/Worksite Address	Graph	Count	Mean Wage	Median Wage	Lowest Wage	Highest Wage
ASCENT DEVELOPMENT, LLC, 4445 VERNON BOULEVARD, LONG ISLAND CITY, NY (https://www.google.com/maps/place/4445%20VERNON%20BOULEVARD,LONG%20ISLAND%20CITY,NY)		1	\$70,000.00	\$70,000.00	\$70,000.00	\$70,000.00
Totals		1	\$70,000.00	\$70,000.00	\$70,000.00	\$70,000.00

Latitude: 40.759549 Longitude: -73.972171

Employer Name/Employer Address	Graph	Count	Mean Wage	Median Wage	Lowest Wage	Highest Wage
AVENUE CAPITAL MANAGEMENT II, L.P., 399 PARK AVENUE, 6TH FLOOR, NEW YORK, NY (https://www.google.com/maps/place/399%20PARK%20AVENUE,%206TH%20FLOOR,NEW%20YORK,NY)		1	\$140,000.00	\$140,000.00	\$140,000.00	\$140,000.00
COLONY NORTHSTAR US, LLC, 399 PARK AVENUE, NEW YORK, NY (https://www.google.com/maps/place/399%20PARK%20AVENUE,NEW%20YORK,NY)		1	\$124,600.00	\$124,600.00	\$124,600.00	\$124,600.00
CYRUS CAPITAL PARTNERS, L.P., 399 PARK AVENUE, 39TH FLOOR, NEW YORK, NY (https://www.google.com/maps/place/399%20PARK%20AVENUE,%2039TH%20FLOOR,NEW%20YORK,NY)		1	\$150,000.00	\$150,000.00	\$150,000.00	\$150,000.00
PINEBRIDGE INVESTMENTS LLC, 399 PARK AVENUE, NEW YORK, NY (https://www.google.com/maps/place/399%20PARK%20AVENUE,NEW%20YORK,NY)		1	\$150,000.00	\$150,000.00	\$150,000.00	\$150,000.00
SAVILLS STUDLEY, INC., 399 PARK AVENUE, NEW YORK, NY (https://www.google.com/maps/place/399%20PARK%20AVENUE,NEW%20YORK,NY)		1	\$110,000.00	\$110,000.00	\$110,000.00	\$110,000.00
STARR INVESTMENT HOLDINGS, LLC, 399 PARK AVENUE, NEW YORK, NY (https://www.google.com/maps/place/399%20PARK%20AVENUE,NEW%20YORK,NY)		1	\$175,000.00	\$175,000.00	\$175,000.00	\$175,000.00
TDAM USA INC., 399 PARK AVENUE, NEW YORK, NY (https://www.google.com/maps/place/399%20PARK%20AVENUE,NEW%20YORK,NY)		1	\$90,000.00	\$90,000.00	\$90,000.00	\$90,000.00
MARTO CAPITAL LP, 399 PARK AVENUE, NEW YORK, NY (https://www.google.com/maps/place/399%20PARK%20AVENUE,NEW%20YORK,NY)		3	\$65,749.00	\$65,749.00	\$65,749.00	\$65,749.00
PINEBRIDGE INVESTMENTS HOLDINGS U.S., LLC, 399 PARK AVENUE, NEW YORK, NY (https://www.google.com/maps/place/399%20PARK%20AVENUE,NEW%20YORK,NY)		3	\$92,666.67	\$100,000.00	\$55,000.00	\$123,000.00
STARR INDEMNITY & LIABILITY COMPANY, 399 PARK AVENUE, NEW YORK, NY (https://www.google.com/maps/place/399%20PARK%20AVENUE,NEW%20YORK,NY)		3	\$92,166.00	\$65,749.00	\$65,749.00	\$145,000.00
STARR INSURANCE HOLDINGS, INC., 399 PARK AVENUE, NEW YORK, NY (https://www.google.com/maps/place/399%20PARK%20AVENUE,NEW%20YORK,NY)		3	\$81,000.00	\$65,000.00	\$52,000.00	\$126,000.00
STARR STRATEGIC HOLDINGS, LLC, 399 PARK AVENUE, NEW YORK, NY (https://www.google.com/maps/place/399%20PARK%20AVENUE,NEW%20YORK,NY)		3	\$103,333.33	\$100,000.00	\$65,000.00	\$145,000.00
MOELIS & COMPANY GROUP LP, 399 PARK AVENUE, NEW YORK, NY (https://www.google.com/maps/place/399%20PARK%20AVENUE,NEW%20YORK,NY)		7	\$159,285.71	\$150,000.00	\$85,000.00	\$400,000.00
Totals		29	\$115,839.48	\$100,000.00	\$52,000.00	\$400,000.00

Employer Name/Worksite Address	Graph	Count	Mean Wage	Median Wage	Lowest Wage	Highest Wage
ARNOLD & PORTER KAYE SCHOLER LLP, 399 PARK AVE., NEW YORK, NY (https://www.google.com/maps/place/399%20PARK%20AVE.,NEW%20YORK,NY)		1	\$190,000.00	\$190,000.00	\$190,000.00	\$190,000.00
IOASIZ INC, 399 PARK AVENUE, NEWYORK, NY (https://www.google.com/maps/place/399%20PARK%20AVENUE,NEWYORK,NY)		1	\$70,800.00	\$70,800.00	\$70,800.00	\$70,800.00
MINDTREE LIMITED, 399 PARK AVE, NEW YORK, NY (https://www.google.com/maps/place/399%20PARK%20AVE,NEW%20YORK,NY)		10	\$67,897.50	\$60,000.00	\$60,000.00	\$75,795.00
CRISIL IREVNA US LLC, 399 PARK AVENUE, NEW YORK, NY (https://www.google.com/maps/place/399%20PARK%20AVENUE,NEW%20YORK,NY)		51	\$108,317.90	\$86,653.00	\$52,000.00	\$400,000.00
Totals		63	\$102,602.98	\$86,653.00	\$52,000.00	\$400,000.00

Latitude: 40.759576 Longitude: -73.974261

Employer Name/Employer Address	Graph	Count	Mean Wage	Median Wage	Lowest Wage	Highest Wage
BRAZILIAN AMERICAN CHAMBER OF COMMERCE, INC., 509 MADISON AVENUE, NEW YORK, NY (https://www.google.com/maps/place/509%20MADISON%20AVENUE,NEW%20YORK,NY)	Graph	1	\$99,840.00	\$99,840.00	\$99,840.00	\$99,840.00
CC TRACK SOLUTIONS LLC, 509 MADISON AVE., NEW YORK, NY (https://www.google.com/maps/place/509%20MADISON%20AVE.,NEW%20YORK,NY)	Graph	1	\$140,000.00	\$140,000.00	\$140,000.00	\$140,000.00
ROYCE' CONFECT USA, 509 MADISON AVENUE, NEW YORK, NY (https://www.google.com/maps/place/509%20MADISON%20AVENUE,NEW%20YORK,NY)	Graph	1	\$49,000.00	\$49,000.00	\$49,000.00	\$49,000.00
TEKNE CAPITAL MANAGEMENT, LLC, 509 MADISON AVENUE, NEW YORK, NY (https://www.google.com/maps/place/509%20MADISON%20AVENUE,NEW%20YORK,NY)	Graph	1	\$166,379.00	\$166,379.00	\$166,379.00	\$166,379.00
Totals	Graph	4	\$113,804.75	\$99,840.00	\$49,000.00	\$166,379.00

Employer Name/Worksite Address	Graph	Count	Mean Wage	Median Wage	Lowest Wage	Highest Wage
CC TRACK SOLUTIONS LLC, 509 MADISON AVENUE, SUITE 808, NEW YORK, NY (https://www.google.com/maps/place/509%20MADISON%20AVENUE,%20SUITE%20808,NEW%20YORK,NY)	Graph	1	\$140,000.00	\$140,000.00	\$140,000.00	\$140,000.00
ROYCE' CONFECT USA, 509 MADISON AVENUE, NEW YORK, NY (https://www.google.com/maps/place/509%20MADISON%20AVENUE,NEW%20YORK,NY)	Graph	3	\$105,073.00	\$99,840.00	\$49,000.00	\$166,379.00
Totals	Graph	4	\$113,804.75	\$99,840.00	\$49,000.00	\$166,379.00

Latitude: 40.759584 Longitude: -73.784415

Employer Name/Employer Address	Graph	Count	Mean Wage	Median Wage	Lowest Wage	Highest Wage
M.A. COSENTINO ARCHITECT, P.C., 42-12 FRANCIS LEWIS BOULEVARD, BAYSIDE, NY (https://www.google.com/maps/place/42-12%20FRANCIS%20LEWIS%20BOULEVARD,BAYSIDE,NY)	Graph	1	\$55,764.80	\$55,764.80	\$55,764.80	\$55,764.80
Totals	Graph	1	\$55,764.80	\$55,764.80	\$55,764.80	\$55,764.80

Employer Name/Worksite Address	Graph	Count	Mean Wage	Median Wage	Lowest Wage	Highest Wage
M.A. COSENTINO ARCHITECT, P.C., 42-12 FRANCIS LEWIS BOULEVARD, BAYSIDE, NY (https://www.google.com/maps/place/42-12%20FRANCIS%20LEWIS%20BOULEVARD,BAYSIDE,NY)	Graph	1	\$55,764.80	\$55,764.80	\$55,764.80	\$55,764.80
Totals	Graph	1	\$55,764.80	\$55,764.80	\$55,764.80	\$55,764.80

Latitude: 40.759585 Longitude: -73.969815

Employer Name/Employer Address	Graph	Count	Mean Wage	Median Wage	Lowest Wage	Highest Wage
COMPONENTS BY JOHN MCCOY, INC., 135 EAST 55TH STREET, NEW YORK, NY (https://www.google.com/maps/place/135%20EAST%2055TH%20STREET,NEW%20YORK,NY)	Graph	1	\$46,675.00	\$46,675.00	\$46,675.00	\$46,675.00
STEPHEN WANG & ASSOCIATES PLLC, 135 EAST 55TH STREET, NEW YORK, NY (https://www.google.com/maps/place/135%20EAST%2055TH%20STREET,NEW%20YORK,NY)	Graph	1	\$55,000.00	\$55,000.00	\$55,000.00	\$55,000.00
NINA MCLEMORE INC., 135 E. 55TH STREET, 7TH FLOOR, , NEW YORK, NY (https://www.google.com/maps/place/135%20E.%2055TH%20STREET,%207TH%20FLOOR,%20.,NEW%20YORK,NY)	Graph	2	\$75,000.00	\$75,000.00	\$75,000.00	\$75,000.00
Totals	Graph	4	\$62,918.75	\$55,000.00	\$46,675.00	\$75,000.00

Employer Name/Worksite Address	Graph	Count	Mean Wage	Median Wage	Lowest Wage	Highest Wage
STEPHEN WANG & ASSOCIATES PLLC, 135 EAST 55TH STREET, NEW YORK, NY (https://www.google.com/maps/place/135%20EAST%2055TH%20STREET,NEW%20YORK,NY)	Graph	2	\$50,837.50	\$46,675.00	\$46,675.00	\$55,000.00
Totals	Graph	2	\$50,837.50	\$46,675.00	\$46,675.00	\$55,000.00

Latitude: 40.759604 Longitude: -73.832227

Employer Name/Employer Address	Graph	Count	Mean Wage	Median Wage	Lowest Wage	Highest Wage
FIRST TAX AND ACCOUNTING INC, 39-07 PRINCE STREET, SUITE 4G, FLUSHING, NY (https://www.google.com/maps/place/39-07%20PRINCE%20STREET,%20SUITE%204G,FLUSHING,NY)	Graph	1	\$47,840.00	\$47,840.00	\$47,840.00	\$47,840.00
FUQIANG ZHANG & ASSOCIATES, PLLC, 39-07 PRINCE STREET, FLUSHING, NY (https://www.google.com/maps/place/39-07%20PRINCE%20STREET,FLUSHING,NY)	Graph	1	\$45,864.00	\$45,864.00	\$45,864.00	\$45,864.00
FUQIANG ZHANG & ASSOCIATES, PLLC, 39-07 PRINCE STREET, SUITE 3E, FLUSHING, NY (https://www.google.com/maps/place/39-07%20PRINCE%20STREET,%20SUITE%203E,FLUSHING,NY)	Graph	1	\$46,820.80	\$46,820.80	\$46,820.80	\$46,820.80
GENG & ASSOCIATES, P.C., 39-07 PRINCE STREET, FLUSHING, NY (https://www.google.com/maps/place/39-07%20PRINCE%20STREET,FLUSHING,NY)	Graph	1	\$45,864.00	\$45,864.00	\$45,864.00	\$45,864.00
INCOME TAX CONSULTANTS, LLC, 39-07 PRINCE STREET, FLUSHING, NY (https://www.google.com/maps/place/39-07%20PRINCE%20STREET,FLUSHING,NY)	Graph	1	\$55,764.80	\$55,764.80	\$55,764.80	\$55,764.80
LAW OFFICES OF FUQIANG ZHANG, P.C., 39-07 PRINCE STREET, SUITE 3E, FLUSHING, NY (https://www.google.com/maps/place/39-07%20PRINCE%20STREET,%20SUITE%203E,FLUSHING,NY)	Graph	1	\$53,164.80	\$53,164.80	\$53,164.80	\$53,164.80
THE LAW OFFICES OF FUQIANG ZHANG, P.C., 39-07 PRINCE ST, STE 3E, FLUSHING, NY (https://www.google.com/maps/place/39-07%20PRINCE%20ST,%20STE%203E,FLUSHING,NY)	Graph	1	\$85,529.60	\$85,529.60	\$85,529.60	\$85,529.60
THE LAW OFFICES OF FUQIANG ZHANG,P.C., 39-07 PRINCE STREET, SUITE 3E, FLUSHING, NY (https://www.google.com/maps/place/39-07%20PRINCE%20STREET,%20SUITE%203E,FLUSHING,NY)	Graph	1	\$77,459.20	\$77,459.20	\$77,459.20	\$77,459.20
Totals	Graph	8	\$57,288.40	\$47,840.00	\$45,864.00	\$85,529.60

Employer Name/Worksite Address	Graph	Count	Mean Wage	Median Wage	Lowest Wage	Highest Wage
FUQIANG ZHANG & ASSOCIATES, PLLC, 39-07 PRINCE STREET, SUITE 3E, FLUSHING, NY (https://www.google.com/maps/place/39-07%20PRINCE%20STREET,%20SUITE%203E,FLUSHING,NY)	Graph	1	\$46,820.80	\$46,820.80	\$46,820.80	\$46,820.80
THE LAW OFFICES OF FUQIANG ZHANG,P.C., 39-07 PRINCE STREET , SUITE 3E, FLUSHING, NY (https://www.google.com/maps/place/39-07%20PRINCE%20STREET%20,%20SUITE%203E,FLUSHING,NY)	Graph	1	\$77,459.20	\$77,459.20	\$77,459.20	\$77,459.20
FIRST TAX AND ACCOUNTING, INC, 39-07 PRINCE STREET, SUITE 4G, FLUSHING, NY (https://www.google.com/maps/place/39-07%20PRINCE%20STREET,%20SUITE%204G,FLUSHING,NY)	Graph	2	\$52,000.00	\$47,840.00	\$47,840.00	\$56,160.00
INCOME TAX CONSULTANTS, LLC, 39-07 PRINCE STREET, FLUSHING, NY (https://www.google.com/maps/place/39-07%20PRINCE%20STREET,FLUSHING,NY)	Graph	3	\$49,164.27	\$45,864.00	\$45,864.00	\$55,764.80
Totals	Graph	7	\$53,681.83	\$47,840.00	\$45,864.00	\$77,459.20

Latitude: 40.759627 Longitude: -73.695592

Employer Name/Worksite Address	Graph	Count	Mean Wage	Median Wage	Lowest Wage	Highest Wage
NORTHWELL HEALTH, 10 NEVADA DRIVE, LAKE SUCCESS, NY (https://www.google.com/maps/place/10%20NEVADA%20DRIVE,LAKE%20SUCCESS,NY)	Graph	1	\$66,144.00	\$66,144.00	\$66,144.00	\$66,144.00
Totals	Graph	1	\$66,144.00	\$66,144.00	\$66,144.00	\$66,144.00

Latitude: 40.75963 Longitude: -73.976322

Employer Name/Employer Address	Graph	Count	Mean Wage	Median Wage	Lowest Wage	Highest Wage
ALEXANDER S. ONASSIS PUBLIC BENEFIT FOUNDATION (USA) INC., 645 FIFTH AVENUE, STE 304, NEW YORK, NY (https://www.google.com/maps/place/645%20FIFTH%20AVENUE,%20STE%20304,NEW%20YORK,NY)	Graph	1	\$65,000.00	\$65,000.00	\$65,000.00	\$65,000.00
AXIA CAPITAL MARKETS HOLDINGS, INC., 645 FIFTH AVENUE, SUITE 903, NEW YORK, NY (https://www.google.com/maps/place/645%20FIFTH%20AVENUE,%20SUITE%20903,NEW%20YORK,NY)	Graph	1	\$72,300.80	\$72,300.80	\$72,300.80	\$72,300.80
MSD CAPITAL, L.P., 645 FIFTH AVENUE, NEW YORK, NY (https://www.google.com/maps/place/645%20FIFTH%20AVENUE,NEW%20YORK,NY)	Graph	1	\$85,000.00	\$85,000.00	\$85,000.00	\$85,000.00

Employer Name/Employer Address	Graph	Count	Mean Wage	Median Wage	Lowest Wage	Highest Wage
NATIONAL BASKETBALL ASSOCIATION, 645 5TH AVE, NEW YORK, NY (https://www.google.com/maps/place/645%205TH%20AVE,NEW%20YORK,NY)	Graph	1	\$110,225.00	\$110,225.00	\$110,225.00	\$110,225.00
ANTENNA PAY TV USA INC., 645 5TH AVENUE, NEW YORK, NY (https://www.google.com/maps/place/645%205TH%20AVENUE,NEW%20YORK,NY)	Graph	2	\$62,670.50	\$60,341.00	\$60,341.00	\$65,000.00
MSD PARTNERS, L.P, 645 FIFTH AVENUE, NEW YORK, NY (https://www.google.com/maps/place/645%20FIFTH%20AVENUE,NEW%20YORK,NY)	Graph	2	\$217,500.00	\$110,000.00	\$110,000.00	\$325,000.00
NBA PROPERTIES, INC., 645 FIFTH AVENUE, NEW YORK, NY (https://www.google.com/maps/place/645%20FIFTH%20AVENUE,NEW%20YORK,NY)	Graph	2	\$69,900.00	\$49,800.00	\$49,800.00	\$90,000.00
RICHEMONT NORTH AMERICA, INC., 645 FIFTH AVENUE, NEW YORK, NY (https://www.google.com/maps/place/645%20FIFTH%20AVENUE,NEW%20YORK,NY)	Graph	3	\$105,000.00	\$105,000.00	\$95,000.00	\$115,000.00
Totals	Graph	13	\$103,666.68	\$90,000.00	\$49,800.00	\$325,000.00

Employer Name/Worksite Address	Graph	Count	Mean Wage	Median Wage	Lowest Wage	Highest Wage
ALEXANDER S. ONASSIS PUBLIC BENEFIT FOUNDATION (USA) INC., 645 FIFTH AVENUE, STE 304, NEW YORK, NY (https://www.google.com/maps/place/645%20FIFTH%20AVENUE,%20STE%20304,NEW%20YORK,NY)	Graph	1	\$65,000.00	\$65,000.00	\$65,000.00	\$65,000.00
AXIA CAPITAL MARKETS HOLDINGS, INC., 645 FIFTH AVENUE, SUITE 903, NEW YORK, NY (https://www.google.com/maps/place/645%20FIFTH%20AVENUE,%20SUITE%20903,NEW%20YORK,NY)	Graph	1	\$72,300.80	\$72,300.80	\$72,300.80	\$72,300.80
NBA PROPERTIES, INC., 645 FIFTH AVE., NEW YORK, NY (https://www.google.com/maps/place/645%20FIFTH%20AVE.,NEW%20YORK,NY)	Graph	1	\$79,500.00	\$79,500.00	\$79,500.00	\$79,500.00
MSD PARTNERS, L.P, 645 FIFTH AVENUE, 21ST FLOOR, NEW YORK, NY (https://www.google.com/maps/place/645%20FIFTH%20AVENUE,%2021ST%20FLOOR,NEW%20YORK,NY)	Graph	2	\$97,500.00	\$85,000.00	\$85,000.00	\$110,000.00
NATIONAL BASKETBALL ASSOCIATION, 645 5TH AVENUE, NEW YORK, NY (https://www.google.com/maps/place/645%205TH%20AVENUE,NEW%20YORK,NY)	Graph	4	\$70,560.25	\$60,341.00	\$46,675.00	\$110,225.00
NBA PROPERTIES, INC., 645 FIFTH AVENUE, NEW YORK, NY (https://www.google.com/maps/place/645%20FIFTH%20AVENUE,NEW%20YORK,NY)	Graph	4	\$84,950.00	\$90,000.00	\$49,800.00	\$105,000.00
Totals	Graph	13	\$79,526.29	\$79,500.00	\$46,675.00	\$110,225.00

Latitude: 40.75964 Longitude: -73.830247

Employer Name/Employer Address	Graph	Count	Mean Wage	Median Wage	Lowest Wage	Highest Wage
THE TANG FIRM P.C., 3609 MAIN STREET, FLUSHING, NY (https://www.google.com/maps/place/3609%20MAIN%20STREET,FLUSHING,NY)	Graph	1	\$128,960.00	\$128,960.00	\$128,960.00	\$128,960.00
Totals	Graph	1	\$128,960.00	\$128,960.00	\$128,960.00	\$128,960.00

Employer Name/Worksite Address	Graph	Count	Mean Wage	Median Wage	Lowest Wage	Highest Wage
THE TANG FIRM P.C., 3609 MAIN STREET, FLUSHING, NY (https://www.google.com/maps/place/3609%20MAIN%20STREET,FLUSHING,NY)	Graph	1	\$128,960.00	\$128,960.00	\$128,960.00	\$128,960.00
Totals	Graph	1	\$128,960.00	\$128,960.00	\$128,960.00	\$128,960.00

Latitude: 40.759648 Longitude: -73.976472

Employer Name/Employer Address	Graph	Count	Mean Wage	Median Wage	Lowest Wage	Highest Wage
ARGO INFRASTRUCTURE PARTNERS LLC, 650 FIFTH AVENUE, NEW YORK, NY (https://www.google.com/maps/place/650%20FIFTH%20AVENUE,NEW%20YORK,NY)	Graph	1	\$90,000.00	\$90,000.00	\$90,000.00	\$90,000.00
CONTOUR GLOBAL MANAGEMENT, INC., 650 FIFTH AVENUE, NEW YORK, NY (https://www.google.com/maps/place/650%20FIFTH%20AVENUE,NEW%20YORK,NY)	Graph	1	\$180,295.00	\$180,295.00	\$180,295.00	\$180,295.00
EASTBAY ASSET MANAGEMENT, LLC, 650 FIFTH AVENUE, NEW YORK, NY (https://www.google.com/maps/place/650%20FIFTH%20AVENUE,NEW%20YORK,NY)	Graph	1	\$210,413.00	\$210,413.00	\$210,413.00	\$210,413.00
MISTRAL CAPITAL MANAGEMENT, LLC, 650 FIFTH AVENUE, NEW YORK, NY (https://www.google.com/maps/place/650%20FIFTH%20AVENUE,NEW%20YORK,NY)	Graph	1	\$175,000.00	\$175,000.00	\$175,000.00	\$175,000.00

Employer Name/Employer Address	Graph	Count	Mean Wage	Median Wage	Lowest Wage	Highest Wage
TENG YUE PARTNERS, LP, 650 FIFTH AVE, NEW YORK, NY (https://www.google.com/maps/place/650%20FIFTH%20AVE,NEW%20YORK,NY)	Graph	1	\$200,000.00	\$200,000.00	\$200,000.00	\$200,000.00
CORNERSTONE MACRO LLC, 650 FIFTH AVENUE, NEW YORK, NY (https://www.google.com/maps/place/650%20FIFTH%20AVENUE,NEW%20YORK,NY)	Graph	2	\$180,000.00	\$180,000.00	\$180,000.00	\$180,000.00
TENG YUE PARTNERS, L.P., 650 FIFTH AVENUE, NEW YORK, NY (https://www.google.com/maps/place/650%20FIFTH%20AVENUE,NEW%20YORK,NY)	Graph	3	\$73,583.00	\$70,000.00	\$65,749.00	\$85,000.00
Totals	Graph	10	\$143,645.70	\$175,000.00	\$65,749.00	\$210,413.00

Employer Name/Worksite Address	Graph	Count	Mean Wage	Median Wage	Lowest Wage	Highest Wage
GLOBANT, LLC, 650 FIFTH AVENUE, NEW YORK CITY, NY (https://www.google.com/maps/place/650%20FIFTH%20AVENUE,NEW%20YORK%20CITY,NY)	Graph	1	\$135,000.00	\$135,000.00	\$135,000.00	\$135,000.00
TENG YUE PARTNERS, LP, 650 FIFTH AVE, NEW YORK, NY (https://www.google.com/maps/place/650%20FIFTH%20AVE,NEW%20YORK,NY)	Graph	1	\$200,000.00	\$200,000.00	\$200,000.00	\$200,000.00
WORLDQUANT, LLC, 650 5TH AVENUE, FLOOR 32, NEW YORK, NY (https://www.google.com/maps/place/650%205TH%20AVENUE,%20FLOOR%2032,NEW%20YORK,NY)	Graph	1	\$170,000.00	\$170,000.00	\$170,000.00	\$170,000.00
CONTOUR GLOBAL MANAGEMENT, INC., 650 FIFTH AVENUE, NEW YORK, NY (https://www.google.com/maps/place/650%20FIFTH%20AVENUE,NEW%20YORK,NY)	Graph	12	\$161,788.08	\$175,000.00	\$65,749.00	\$330,000.00
Totals	Graph	15	\$163,097.13	\$175,000.00	\$65,749.00	\$330,000.00

Latitude: 40.759655 Longitude: -73.976304

Employer Name/Worksite Address	Graph	Count	Mean Wage	Median Wage	Lowest Wage	Highest Wage
RICHEMONT NORTH AMERICA, INC., 653 FIFTH AVENUE, NEW YORK, NY (https://www.google.com/maps/place/653%20FIFTH%20AVENUE,NEW%20YORK,NY)	Graph	1	\$115,000.00	\$115,000.00	\$115,000.00	\$115,000.00
Totals	Graph	1	\$115,000.00	\$115,000.00	\$115,000.00	\$115,000.00

Latitude: 40.759661 Longitude: -73.973866

Employer Name/Employer Address	Graph	Count	Mean Wage	Median Wage	Lowest Wage	Highest Wage
BANCO SANTANDER, S.A. NEW YORK BRANCH, 45 EAST 53RD STREET, NEW YORK, NY (https://www.google.com/maps/place/45%20EAST%2053RD%20STREET,NEW%20YORK,NY)	Graph	2	\$118,500.00	\$117,000.00	\$117,000.00	\$120,000.00
SANTANDER INVESTMENT SECURITIES INC., 45 EAST 53RD STREET, NEW YORK, NY (https://www.google.com/maps/place/45%20EAST%2053RD%20STREET,NEW%20YORK,NY)	Graph	8	\$105,500.00	\$110,000.00	\$58,000.00	\$140,000.00
Totals	Graph	10	\$108,100.00	\$117,000.00	\$58,000.00	\$140,000.00

Employer Name/Worksite Address	Graph	Count	Mean Wage	Median Wage	Lowest Wage	Highest Wage
FIRST TEK , INC., 45 EAST 53RD STREET,, NEW YORK, NY (https://www.google.com/maps/place/45%20EAST%2053RD%20STREET,,NEW%20YORK,NY)	Graph	1	\$60,000.00	\$60,000.00	\$60,000.00	\$60,000.00
SANTANDER INVESTMENT SECURITIES INC., 45 EAST 53RD ST., NEW YORK, NY (https://www.google.com/maps/place/45%20EAST%2053RD%20ST.,NEW%20YORK,NY)	Graph	1	\$130,000.00	\$130,000.00	\$130,000.00	\$130,000.00
SANTANDER INVESTMENT SECURITIES INC., 45 EAST 53RD STREET, NEW YORK, NY (https://www.google.com/maps/place/45%20EAST%2053RD%20STREET,NEW%20YORK,NY)	Graph	12	\$106,333.33	\$110,000.00	\$58,000.00	\$145,000.00
Totals	Graph	14	\$104,714.29	\$110,000.00	\$58,000.00	\$145,000.00

Latitude: 40.759685 Longitude: -73.974345

Employer Name/Employer Address	Graph	Count	Mean Wage	Median Wage	Lowest Wage	Hig W.
400 CAPITAL MANAGEMENT LLC, 510 MADISON AVENUE, 17TH FLOOR, NEW YORK, NY (https://www.google.com/maps/place/510%20MADISON%20AVENUE,%2017TH%20FLOOR,NEW%20YORK,NY)	Graph	1	\$125,000.00	\$125,000.00	\$125,000.00	\$125,

11/9/2018H-1B Work Visas

Employer Name/Employer Address	Graph	Count	Mean Wage	Median Wage	Lowest Wage	Hig W
ARMISTICE CAPITAL LLC, 510 MADISON AVENUE, NEW YORK, NY (https://www.google.com/maps/place/510%20MADISON%20AVENUE,NEW%20YORK,NY)	Graph	1	\$150,000.00	\$150,000.00	\$150,000.00	\$150,
FORE RESEARCH & MANAGEMENT, LP, 510 MADISON AVENUE, NEW YORK, NY (https://www.google.com/maps/place/510%20MADISON%20AVENUE,NEW%20YORK,NY)	Graph	1	\$70,220.80	\$70,220.80	\$70,220.80	\$70,;
J. GOLDMAN & CO., L.P., 510 MADISON AVENUE, NEW YORK, NY (https://www.google.com/maps/place/510%20MADISON%20AVENUE,NEW%20YORK,NY)	Graph	1	\$150,000.00	\$150,000.00	\$150,000.00	\$150,
JERICO CAPITAL ASSET MANAGEMENT L.P., 510 MADISON AVENUE, NEW YORK, NY (https://www.google.com/maps/place/510%20MADISON%20AVENUE,NEW%20YORK,NY)	Graph	1	\$150,000.00	\$150,000.00	\$150,000.00	\$150,
PROSIRIS CAPITAL MANAGEMENT LP, 510 MADISON AVE, NEW YORK, NY (https://www.google.com/maps/place/510%20MADISON%20AVE,NEW%20YORK,NY)	Graph	1	\$85,000.00	\$85,000.00	\$85,000.00	\$85,i
STONE RIDGE ASSET MANAGEMENT LLC, 510 MADISON AVENUE, NEW YORK, NY (https://www.google.com/maps/place/510%20MADISON%20AVENUE,NEW%20YORK,NY)	Graph	1	\$150,000.00	\$150,000.00	\$150,000.00	\$150,
VALINOR MANAGEMENT, L.P., 510 MADISON AVENUE, NEW YORK, NY (https://www.google.com/maps/place/510%20MADISON%20AVENUE,NEW%20YORK,NY)	Graph	1	\$125,000.00	\$125,000.00	\$125,000.00	\$125,
CLINTON GROUP, INC., 510 MADISON AVENUE, NEW YORK, NY (https://www.google.com/maps/place/510%20MADISON%20AVENUE,NEW%20YORK,NY)	Graph	2	\$165,000.00	\$150,000.00	\$150,000.00	\$180,
Totals	Graph	10	\$133,522.08	\$150,000.00	\$70,220.80	\$180,

Employer Name/Worksite Address	Graph	Count	Mean Wage	Median Wage	Lowest Wage	Highest Wage
CLINTON GROUP, INC., 510 MADISON AVENUE, NEW YORK, NY (https://www.google.com/maps/place/510%20MADISON%20AVENUE,NEW%20YORK,NY)	Graph	17	\$136,637.93	\$150,000.00	\$70,220.80	\$200,000.00
Totals	Graph	17	\$136,637.93	\$150,000.00	\$70,220.80	\$200,000.00

Latitude: 40.759702 Longitude: -73.980652

Employer Name/Employer Address	Graph	Count	Mean Wage	Median Wage	L
DAVIS WRIGHT TREMAINE LLP, 1251 AVENUE OF THE AMERICAS, NEW YORK, NY (https://www.google.com/maps/place/1251%20AVENUE%20OF%20THE%20AMERICAS,NEW%20YORK,NY)	Graph	1	\$230,000.00	\$230,000.00	\$23
DRAKE REAL ESTATE PARTNERS, LLC, 1251 AVENUE OF THE AMERICAS, FLOOR 34, NEW YORK, NY (https://www.google.com/maps/place/1251%20AVENUE%20OF%20THE%20AMERICAS,%20FLOOR%2034,NEW%20YORK,NY)	Graph	1	\$144,000.00	\$144,000.00	\$14
ITOCHU INTERNATIONAL INC., 1251 AVENUE OF THE AMERICAS, NEW YORK, NY (https://www.google.com/maps/place/1251%20AVENUE%20OF%20THE%20AMERICAS,NEW%20YORK,NY)	Graph	1	\$125,000.00	\$125,000.00	\$12
MUFU UNION BANK N.A., 1251 AVENUE OF THE AMERICAS, NEW YORK, NY (https://www.google.com/maps/place/1251%20AVENUE%20OF%20THE%20AMERICAS,NEW%20YORK,NY)	Graph	1	\$105,000.04	\$105,000.04	\$10
NIPPON STEEL & SUMITOMO METAL U.S.A., INC., 1251 AVENUE OF THE AMERICAS, SUITE 2320, NEW YORK, NY (https://www.google.com/maps/place/1251%20AVENUE%20OF%20THE%20AMERICAS,%20SUITE%202320,NEW%20YORK,NY)	Graph	1	\$46,900.00	\$46,900.00	\$4
PAULSON & CO. INC., 1251 AVENUE OF THE AMERICAS, NEW YORK, NY (https://www.google.com/maps/place/1251%20AVENUE%20OF%20THE%20AMERICAS,NEW%20YORK,NY)	Graph	2	\$100,000.00	\$100,000.00	\$10
NATIXIS NEW YORK BRANCH, 1251 AVENUE OF THE AMERICAS, NEW YORK, NY (https://www.google.com/maps/place/1251%20AVENUE%20OF%20THE%20AMERICAS,NEW%20YORK,NY)	Graph	3	\$208,333.33	\$210,000.00	\$16
ROTHSCHILD INC., 1251 AVENUE OF THE AMERICAS, NEW YORK, NY (https://www.google.com/maps/place/1251%20AVENUE%20OF%20THE%20AMERICAS,NEW%20YORK,NY)	Graph	4	\$173,750.00	\$175,000.00	\$9
MIZUHO BANK, LTD., 1251 AVENUE OF THE AMERICAS, NEW YORK, NY (https://www.google.com/maps/place/1251%20AVENUE%20OF%20THE%20AMERICAS,NEW%20YORK,NY)	Graph	11	\$118,636.36	\$115,000.00	\$8
NATIXIS NORTH AMERICA LLC, 1251 AVENUE OF THE AMERICAS, NEW YORK, NY (https://www.google.com/maps/place/1251%20AVENUE%20OF%20THE%20AMERICAS,NEW%20YORK,NY)	Graph	12	\$101,166.67	\$80,000.00	\$7
MUFU UNION BANK, N.A., 1251 AVENUE OF THE AMERICAS, NEW YORK, NY (https://www.google.com/maps/place/1251%20AVENUE%20OF%20THE%20AMERICAS,NEW%20YORK,NY)	Graph	33	\$112,327.55	\$100,000.00	\$7
Totals	Graph	70	\$119,952.99	\$100,000.00	\$4

Employer Name/Worksite Address	Graph	Count	Mean Wage	Median Wage	L
--------------------------------	-------	-------	-----------	-------------	---

Employer Name/Worksite Address	Graph	Count	Mean Wage	Median Wage	Lowest Wage	Highest Wage
CLOUD SOFT INC, 1251 6TH AVE, NEW YORK, NY (https://www.google.com/maps/place/1251%206TH%20AVE,NEW%20YORK,NY)		1	\$81,000.00	\$81,000.00	\$81,000.00	\$81,000.00
DRAKE REAL ESTATE PARTNERS, LLC, 1251 AVENUE OF THE AMERICAS, FLOOR 34, NEW YORK, NY (https://www.google.com/maps/place/1251%20AVENUE%20OF%20THE%20AMERICAS,%20FLOOR%2034,NEW%20YORK,NY)		1	\$144,000.00	\$144,000.00	\$144,000.00	\$144,000.00
NIPPON STEEL & SUMITOMO METAL U.S.A., INC., 1251 AVENUE OF THE AMERICAS, SUITE 2320, NEW YORK, NY (https://www.google.com/maps/place/1251%20AVENUE%20OF%20THE%20AMERICAS,%20SUITE%202320,NEW%20YORK,NY)		1	\$46,900.00	\$46,900.00	\$46,900.00	\$46,900.00
REEVATECH CONSULTANTS LLC, 1251 6TH AVE., NEW YORK, NY (https://www.google.com/maps/place/1251%206TH%20AVE.,NEW%20YORK,NY)		1	\$80,000.00	\$80,000.00	\$80,000.00	\$80,000.00
ERNST & YOUNG U.S. LLP, 1251 6TH AVENUE, NEW YORK, NY (https://www.google.com/maps/place/1251%206TH%20AVENUE,NEW%20YORK,NY)		3	\$95,066.67	\$100,000.00	\$100,000.00	\$100,000.00
INTERMEDIA GROUP, INC., 1251 AVE OF THE AMERICAS, NEW YORK, NY (https://www.google.com/maps/place/1251%20AVE%20OF%20THE%20AMERICAS,NEW%20YORK,NY)		3	\$83,333.33	\$75,000.00	\$75,000.00	\$75,000.00
MASTECH DIGITAL TECHNOLOGIES, INC., A MASTECH DIGITAL, INC. COMPANY, 1251 6TH AVE # 34, NEW YORK, NY (https://www.google.com/maps/place/1251%206TH%20AVE%20#%2034,NEW%20YORK,NY)		12	\$111,404.90	\$111,404.80	\$111,404.80	\$111,404.80
ASSET CLASS TECHNOLOGIES LLC, 1251 AVENUE OF THE AMERICAS, NEW YORK, NY (https://www.google.com/maps/place/1251%20AVENUE%20OF%20THE%20AMERICAS,NEW%20YORK,NY)		89	\$119,293.49	\$100,154.00	\$100,154.00	\$100,154.00
Totals		111	\$115,685.40	\$100,154.00	\$100,154.00	\$100,154.00

Latitude: 40.759711 Longitude: -73.989524

Employer Name/Worksite Address	Graph	Count	Mean Wage	Median Wage	Lowest Wage	Highest Wage
TRINGAPPS INC, 341 WEST 45TH STREET, NEW YORK, NY (https://www.google.com/maps/place/341%20WEST%2045TH%20STREET,NEW%20YORK,NY)		1	\$65,645.00	\$65,645.00	\$65,645.00	\$65,645.00
Totals		1	\$65,645.00	\$65,645.00	\$65,645.00	\$65,645.00

Latitude: 40.759731 Longitude: -73.829765

Employer Name/Employer Address	Graph	Count	Mean Wage	Median Wage	Lowest Wage	Highest Wage
ML AND CHEN, P.C., 136-79 ROOSEVELT AVENUE, FLUSHING, NY (https://www.google.com/maps/place/136-79%20ROOSEVELT%20AVENUE,FLUSHING,NY)		1	\$40,000.00	\$40,000.00	\$40,000.00	\$40,000.00
Totals		1	\$40,000.00	\$40,000.00	\$40,000.00	\$40,000.00

Employer Name/Worksite Address	Graph	Count	Mean Wage	Median Wage	Lowest Wage	Highest Wage
ML AND CHEN, P.C., 136-79 ROOSEVELT AVENUE, FLUSHING, NY (https://www.google.com/maps/place/136-79%20ROOSEVELT%20AVENUE,FLUSHING,NY)		1	\$40,000.00	\$40,000.00	\$40,000.00	\$40,000.00
Totals		1	\$40,000.00	\$40,000.00	\$40,000.00	\$40,000.00

Latitude: 40.759737 Longitude: -73.972033

Employer Name/Employer Address	Graph	Count	Mean Wage	Median Wage	Lowest Wage	Highest Wage
AMERICAN REALTY CAPITAL HOSPITALITY TRUST, INC., 405 PARK AVENUE, 14TH FLOOR, NEW YORK, NY (https://www.google.com/maps/place/405%20PARK%20AVENUE,%2014TH%20FLOOR,NEW%20YORK,NY)		1	\$115,000.00	\$115,000.00	\$115,000.00	\$115,000.00
NEWTYN MANAGEMENT, LLC, 405 PARK AVENUE, NEW YORK, NY (https://www.google.com/maps/place/405%20PARK%20AVENUE,NEW%20YORK,NY)		1	\$95,284.80	\$95,284.80	\$95,284.80	\$95,284.80
PARKVIEW US LLC, 405 PARK AVENUE, NEW YORK, NY (https://www.google.com/maps/place/405%20PARK%20AVENUE,NEW%20YORK,NY)		1	\$109,741.00	\$109,741.00	\$109,741.00	\$109,741.00
TYNDALL MANAGEMENT LLC, 405 PARK AVENUE, NEW YORK, NY (https://www.google.com/maps/place/405%20PARK%20AVENUE,NEW%20YORK,NY)		1	\$79,996.80	\$79,996.80	\$79,996.80	\$79,996.80
Totals		4	\$100,005.65	\$95,284.80	\$79,996.80	\$115,000.00

Employer Name/Worksite Address	Graph	Count	Mean Wage	Median Wage	Lowest Wage	Highest Wage
AMERICAN REALTY CAPITAL HOSPITALITY TRUST, INC., 405 PARK AVENUE, 14TH FLOOR, NEW YORK, NY (https://www.google.com/maps/place/405%20PARK%20AVENUE,%2014TH%20FLOOR,NEW%20YORK,NY)	Graph	1	\$115,000.00	\$115,000.00	\$115,000.00	\$115,000.
NEWTYN MANAGEMENT, LLC, 405 PARK AVENUE, NEW YORK, NY (https://www.google.com/maps/place/405%20PARK%20AVENUE,NEW%20YORK,NY)	Graph	3	\$95,007.53	\$95,284.80	\$79,996.80	\$109,741.
Totals	Graph	4	\$100,005.65	\$95,284.80	\$79,996.80	\$115,000.

Latitude: 40.759785 Longitude: -73.984297

Employer Name/Worksite Address	Graph	Count	Mean Wage	Median Wage	Lowest Wage	Highest Wage
MORGAN STANLEY & CO LLC, 750 SEVENTH AVE, NEW YORK, NY (https://www.google.com/maps/place/750%20SEVENTH%20AVE,NEW%20YORK,NY)	Graph	2	\$80,000.00	\$80,000.00	\$80,000.00	\$80,000.00
Totals	Graph	2	\$80,000.00	\$80,000.00	\$80,000.00	\$80,000.00

Latitude: 40.759789 Longitude: -73.970297

Employer Name/Employer Address	Graph	Count	Mean Wage	Median Wage	Lowest Wage	Highest Wage
PACT PHYSICAL THERAPY PLLC, 133 EAST 55TH STREET, NEW YORK, NY (https://www.google.com/maps/place/133%20EAST%2055TH%20STREET,NEW%20YORK,NY)	Graph	1	\$52,000.00	\$52,000.00	\$52,000.00	\$52,000.00
Totals	Graph	1	\$52,000.00	\$52,000.00	\$52,000.00	\$52,000.00

Employer Name/Worksite Address	Graph	Count	Mean Wage	Median Wage	Lowest Wage	Highest Wage
PACT PHYSICAL THERAPY PLLC, 133 EAST 55TH STREET, NEW YORK, NY (https://www.google.com/maps/place/133%20EAST%2055TH%20STREET,NEW%20YORK,NY)	Graph	1	\$52,000.00	\$52,000.00	\$52,000.00	\$52,000.00
Totals	Graph	1	\$52,000.00	\$52,000.00	\$52,000.00	\$52,000.00

Latitude: 40.759795 Longitude: -73.974101

Employer Name/Employer Address	Graph	Count	Mean Wage	Median Wage	Lowest Wage	Highest Wage
TURTLE CREEK INVESTMENT ADVISORS, LLC, 515 MADISON AVENUE, SUITE 13C, NEW YORK, NY (https://www.google.com/maps/place/515%20MADISON%20AVENUE,%20SUITE%2013C,NEW%20YORK,NY)	Graph	1	\$90,000.00	\$90,000.00	\$90,000.00	\$90,000.00
Totals	Graph	1	\$90,000.00	\$90,000.00	\$90,000.00	\$90,000.00

Employer Name/Worksite Address	Graph	Count	Mean Wage	Median Wage	Lowest Wage	Highest Wage
TURTLE CREEK INVESTMENT ADVISORS, LLC, 515 MADISON AVENUE, SUITE 13C, NEW YORK, NY (https://www.google.com/maps/place/515%20MADISON%20AVENUE,%20SUITE%2013C,NEW%20YORK,NY)	Graph	1	\$90,000.00	\$90,000.00	\$90,000.00	\$90,000.00
Totals	Graph	1	\$90,000.00	\$90,000.00	\$90,000.00	\$90,000.00

Latitude: 40.7598 Longitude: -73.829486

Employer Name/Employer Address	Graph	Count	Mean Wage	Median Wage	Lowest Wage	Highest Wage
Z & Y ACCOUNTING SERVICE, INC., 136-21 ROOSEVELT AVE, FLUSHING, NY (https://www.google.com/maps/place/136-21%20ROOSEVELT%20AVE,FLUSHING,NY)	Graph	1	\$55,764.80	\$55,764.80	\$55,764.80	\$55,764.80
Totals	Graph	1	\$55,764.80	\$55,764.80	\$55,764.80	\$55,764.80

Employer Name/Worksite Address	Graph	Count	Mean Wage	Median Wage	Lowest Wage	Highest Wage
--------------------------------	-------	-------	-----------	-------------	-------------	--------------

Employer Name/Worksite Address	Graph	Count	Mean Wage	Median Wage	Lowest Wage	Highest Wage
Z & Y ACCOUNTING SERVICE, INC., 136-21 ROOSEVELT AVE, FLUSHING, NY (https://www.google.com/maps/place/136-21%20ROOSEVELT%20AVE,FLUSHING,NY)	Graph	1	\$55,764.80	\$55,764.80	\$55,764.80	\$55,764.80
SAPPO MANAGEMENT LTD, 136-21 ROOSEVELET AVE, FLUSHING, NY (https://www.google.com/maps/place/136-21%20ROOSEVELET%20AVE,FLUSHING,NY)	Graph	4	\$58,396.00	\$60,985.60	\$46,675.20	\$62,961.60
Totals	Graph	5	\$57,869.76	\$60,985.60	\$46,675.20	\$62,961.60

Latitude: 40.759805 Longitude: -73.977825

Employer Name/Worksite Address	Graph	Count	Mean Wage	Median Wage	Lowest Wage	Highest Wage
DELOITTE CONSULTING LLP, 30 ROCKEFELLER PLAZA, NEW YORK CITY, NY (https://www.google.com/maps/place/30%20ROCKEFELLER%20PLAZA,NEW%20YORK%20CITY,NY)	Graph	15	\$81,162.00	\$81,162.00	\$81,162.00	\$81,162.00
DELOITTE CONSULTING LLP, 30 ROCKEFELLER PLAZA, NEW YORK, NY (https://www.google.com/maps/place/30%20ROCKEFELLER%20PLAZA,NEW%20YORK,NY)	Graph	31	\$88,561.13	\$85,530.00	\$65,000.00	\$93,163.00
Totals	Graph	46	\$86,148.37	\$85,530.00	\$65,000.00	\$93,163.00

Latitude: 40.759814 Longitude: -73.97214

Employer Name/Employer Address	Graph	Count	Mean Wage	Median Wage	Lowest Wage	Highest Wage
ATHENA ART FINANCE CORP, 400 PARK AVENUE, NEW YORK, NY (https://www.google.com/maps/place/400%20PARK%20AVENUE,NEW%20YORK,NY)	Graph	1	\$50,000.00	\$50,000.00	\$50,000.00	\$50,000.00
BANCO DEL ESTADO DE CHILE, 400 PARK AVE., 22ND FLOOR, NEW YORK, NY (https://www.google.com/maps/place/400%20PARK%20AVE.,%2022ND%20FLOOR,NEW%20YORK,NY)	Graph	1	\$150,000.00	\$150,000.00	\$150,000.00	\$150,000.00
LAKE TRAIL CAPITAL LP, 400 PARK AVENUE, NEW YORK, NY (https://www.google.com/maps/place/400%20PARK%20AVENUE,NEW%20YORK,NY)	Graph	1	\$155,000.00	\$155,000.00	\$155,000.00	\$155,000.00
SK RESOURCE MANAGEMENT LLC, 400 PARK AVENUE, NEW YORK, NY (https://www.google.com/maps/place/400%20PARK%20AVENUE,NEW%20YORK,NY)	Graph	2	\$106,745.50	\$95,160.00	\$95,160.00	\$118,331.00
Totals	Graph	5	\$113,698.20	\$118,331.00	\$50,000.00	\$155,000.00

Employer Name/Worksite Address	Graph	Count	Mean Wage	Median Wage	Lowest Wage	Highes Wage
BANCO DEL ESTADO DE CHILE, 400 PARK AVE., 22ND FLOOR, NEW YORK, NY (https://www.google.com/maps/place/400%20PARK%20AVE.,%2022ND%20FLOOR,NEW%20YORK,NY)	Graph	1	\$150,000.00	\$150,000.00	\$150,000.00	\$150,000.
JLT SPECIALTY INSURANCE SERVICES, INC., 400 PARK AVENUE, 15TH FLOOR, NEW YORK, NY (https://www.google.com/maps/place/400%20PARK%20AVENUE,%2015TH%20FLOOR,NEW%20YORK,NY)	Graph	1	\$150,000.00	\$150,000.00	\$150,000.00	\$150,000.
CITY NATIONAL BANK, 400 PARK AVENUE, NEW YORK, NY (https://www.google.com/maps/place/400%20PARK%20AVENUE,NEW%20YORK,NY)	Graph	6	\$101,472.00	\$95,160.00	\$50,000.00	\$155,000.
Totals	Graph	8	\$113,604.00	\$118,331.00	\$50,000.00	\$155,000.

Latitude: 40.759844 Longitude: -73.980548

Employer Name/Worksite Address	Graph	Count	Mean Wage	Median Wage	Lowest Wage	Highest Wage
STATE STREET BANK AND TRUST COMPANY, 1290 AVENUE OF THE AMERICAS, NEW YORK, NY (https://www.google.com/maps/place/1290%20AVENUE%20OF%20THE%20AMERICAS,NEW%20YORK,NY)	Graph	2	\$104,250.00	\$63,500.00	\$63,500.00	\$145,000.00
Totals	Graph	2	\$104,250.00	\$63,500.00	\$63,500.00	\$145,000.00

Latitude: 40.759876 Longitude: -73.829179

Employer Name/Employer Address	Graph	Count	Mean Wage	Median Wage	Lowest Wage	Highest Wage
L & L STAR TRAVEL INC., 136-85 ROOSEVELT AVE., FLUSHING, NY (https://www.google.com/maps/place/136-85%20ROOSEVELT%20AVE.,FLUSHING,NY)	Graph	1	\$57,345.60	\$57,345.60	\$57,345.60	\$57,345.60

Employer Name/Employer Address	Graph	Count	Mean Wage	Median Wage	Lowest Wage	Highest Wage
Totals	Graph	1	\$57,345.60	\$57,345.60	\$57,345.60	\$57,345.60

Employer Name/Worksite Address	Graph	Count	Mean Wage	Median Wage	Lowest Wage	Highest Wage
L & L STAR TRAVEL INC., 136-85 ROOSEVELT AVE, FLUSHING, NY (https://www.google.com/maps/place/136-85%20ROOSEVELT%20AVE,FLUSHING,NY)	Graph	1	\$57,345.60	\$57,345.60	\$57,345.60	\$57,345.60
Totals	Graph	1	\$57,345.60	\$57,345.60	\$57,345.60	\$57,345.60

Latitude: 40.759895 Longitude: -73.984054

Employer Name/Employer Address	Graph	Count	Mean Wage	Median Wage	Lowest Wage	Highest Wage
7TH AVE PHYSICAL THERAPY & ACUPUNCTURE, PLLC, 723 7TH AVE #703, NEW YORK, NY (https://www.google.com/maps/place/723%207TH%20AVE%20#703,NEW%20YORK,NY)	Graph	2	\$64,864.90	\$47,341.00	\$47,341.00	\$82,388.80
Totals	Graph	2	\$64,864.90	\$47,341.00	\$47,341.00	\$82,388.80

Employer Name/Worksite Address	Graph	Count	Mean Wage	Median Wage	Lowest Wage	Highest Wage
7TH AVE PHYSICAL THERAPY & ACUPUNCTURE, PLLC, 723 7TH AVE #703, NEW YORK, NY (https://www.google.com/maps/place/723%207TH%20AVE%20#703,NEW%20YORK,NY)	Graph	2	\$64,864.90	\$47,341.00	\$47,341.00	\$82,388.80
Totals	Graph	2	\$64,864.90	\$47,341.00	\$47,341.00	\$82,388.80

Latitude: 40.759907 Longitude: -73.816552

Employer Name/Employer Address	Graph	Count	Mean Wage	Median Wage	Lowest Wage	Highest Wage
THE LITTLE LEARNING CENTER, INC., 147-32 SANFORD AVENUE, FLUSHING, NY (https://www.google.com/maps/place/147-32%20SANFORD%20AVENUE,FLUSHING,NY)	Graph	1	\$43,680.00	\$43,680.00	\$43,680.00	\$43,680.00
Totals	Graph	1	\$43,680.00	\$43,680.00	\$43,680.00	\$43,680.00

Employer Name/Worksite Address	Graph	Count	Mean Wage	Median Wage	Lowest Wage	Highest Wage
THE LITTLE LEARNING CENTER, INC., 147-32 SANFORD AVENUE, FLUSHING, NY (https://www.google.com/maps/place/147-32%20SANFORD%20AVENUE,FLUSHING,NY)	Graph	1	\$43,680.00	\$43,680.00	\$43,680.00	\$43,680.00
Totals	Graph	1	\$43,680.00	\$43,680.00	\$43,680.00	\$43,680.00

Latitude: 40.75992 Longitude: -73.976274

Employer Name/Worksite Address	Graph	Count	Mean Wage	Median Wage	Lowest Wage	Highest Wage
WORLDQUANT, LLC, 650 FIFTH AVENUE, NEW YORK, NY (https://www.google.com/maps/place/650%20FIFTH%20AVENUE,NEW%20YORK,NY)	Graph	1	\$170,000.00	\$170,000.00	\$170,000.00	\$170,000.00
Totals	Graph	1	\$170,000.00	\$170,000.00	\$170,000.00	\$170,000.00

Latitude: 40.759938 Longitude: -73.980317

Employer Name/Worksite Address	Graph	Count	Mean Wage	Median Wage	Lowest Wage	Highest Wage
MEJENTA SYSTEMS, INC, 1271, AVENUE OF THE AMERICAS, NEW YORK, NY (https://www.google.com/maps/place/1271,%20AVENUE%20OF%20THE%20AMERICAS,NEW%20YORK,NY)	Graph	1	\$70,221.00	\$70,221.00	\$70,221.00	\$70,221.00
UTIS, 1221, 6TH AVENUE, NEW YORK, NY (https://www.google.com/maps/place/1221,%206TH%20AVENUE,NEW%20YORK,NY)	Graph	1	\$75,000.00	\$75,000.00	\$75,000.00	\$75,000.00

Employer Name/Worksite Address	Graph	Count	Mean Wage	Median Wage	Lowest Wage	Highest Wage
Totals	Graph	2	\$72,610.50	\$70,221.00	\$70,221.00	\$75,000.00

Latitude: 40.759943 Longitude: -73.969064

Employer Name/Worksite Address	Graph	Count	Mean Wage	Median Wage	Lowest Wage	Highest Wage
MANHATTAN MEDICAL HEALTHCARE PC, 160 EAST 56TH STREET, NEW YORK, NY (https://www.google.com/maps/place/160%20EAST%2056TH%20STREET,NEW%20YORK,NY)	Graph	5	\$73,328.00	\$83,200.00	\$47,840.00	\$90,000.00
Totals	Graph	5	\$73,328.00	\$83,200.00	\$47,840.00	\$90,000.00

Employer Name/Worksite Address	Graph	Count	Mean Wage	Median Wage	Lowest Wage	Highest Wage
MANHATTAN MEDICAL HEALTHCARE PC, 160 EAST 56TH STREET, NEW YORK, NY (https://www.google.com/maps/place/160%20EAST%2056TH%20STREET,NEW%20YORK,NY)	Graph	5	\$73,328.00	\$83,200.00	\$47,840.00	\$90,000.00
Totals	Graph	5	\$73,328.00	\$83,200.00	\$47,840.00	\$90,000.00

Latitude: 40.759968 Longitude: -73.984929

Employer Name/Worksite Address	Graph	Count	Mean Wage	Median Wage	Lowest Wage	Highest Wage
MORGAN STANLEY BANK NA, 1585 BROADWAY, NEW YORK, NY (https://www.google.com/maps/place/1585%20BROADWAY,NEW%20YORK,NY)	Graph	1	\$120,000.00	\$120,000.00	\$120,000.00	\$120,000.00
MORGAN STANLEY CAPITAL GROUP INC, 1585 BROADWAY, NEW YORK, NY (https://www.google.com/maps/place/1585%20BROADWAY,NEW%20YORK,NY)	Graph	1	\$160,000.00	\$160,000.00	\$160,000.00	\$160,000.00
MORGAN STANLEY FUND SERVICES INC, 1585 BROADWAY, NEW YORK, NY (https://www.google.com/maps/place/1585%20BROADWAY,NEW%20YORK,NY)	Graph	1	\$130,000.00	\$130,000.00	\$130,000.00	\$130,000.00
MORGAN STANLEY SERVICES GROUP INC., 1585 BROADWAY, 1585 BROADWAY, NY (https://www.google.com/maps/place/1585%20BROADWAY,1585%20BROADWAY,NY)	Graph	1	\$160,000.00	\$160,000.00	\$160,000.00	\$160,000.00
MORGAN STANLEY INVESTMENT MANAGEMENT, INC., 1585 BROADWAY, NEW YORK, NY (https://www.google.com/maps/place/1585%20BROADWAY,NEW%20YORK,NY)	Graph	2	\$104,818.00	\$97,900.00	\$97,900.00	\$111,736.00
MORGAN STANLEY PRIVATE BANK N.A., 1585 BROADWAY, NEW YORK, NY (https://www.google.com/maps/place/1585%20BROADWAY,NEW%20YORK,NY)	Graph	2	\$72,500.00	\$70,000.00	\$70,000.00	\$75,000.00
MORGAN STANLEY BANK N.A., 1585 BROADWAY, NEW YORK, NY (https://www.google.com/maps/place/1585%20BROADWAY,NEW%20YORK,NY)	Graph	4	\$140,500.00	\$126,000.00	\$110,000.00	\$200,000.00
MORGAN STANLEY INVESTMENT MANAGEMENT INC, 1585 BROADWAY, NEW YORK, NY (https://www.google.com/maps/place/1585%20BROADWAY,NEW%20YORK,NY)	Graph	5	\$135,340.00	\$103,700.00	\$85,000.00	\$200,000.00
MORGAN STANLEY BANK, N.A., 1585 BROADWAY, NEW YORK, NY (https://www.google.com/maps/place/1585%20BROADWAY,NEW%20YORK,NY)	Graph	6	\$91,866.67	\$81,600.00	\$80,000.00	\$108,000.00
MORGAN STANLEY SMITH BARNEY, LLC, 1585 BROADWAY, NEW YORK, NY (https://www.google.com/maps/place/1585%20BROADWAY,NEW%20YORK,NY)	Graph	6	\$103,223.33	\$82,100.00	\$82,100.00	\$167,000.00
MORGAN STANLEY & CO. LLC, 1585 BROADWAY, NEW YORK, NY (https://www.google.com/maps/place/1585%20BROADWAY,NEW%20YORK,NY)	Graph	7	\$149,285.71	\$150,000.00	\$95,000.00	\$200,000.00
MORGAN STANLEY INVESTMENT MANAGEMENT INC., 1585 BROADWAY, NEW YORK, NY (https://www.google.com/maps/place/1585%20BROADWAY,NEW%20YORK,NY)	Graph	11	\$178,181.82	\$175,000.00	\$80,000.00	\$400,000.00
MORGAN STANLEY AND CO LLC, 1585 BROADWAY, NEW YORK, NY (https://www.google.com/maps/place/1585%20BROADWAY,NEW%20YORK,NY)	Graph	14	\$168,885.71	\$160,000.00	\$110,000.00	\$215,000.00
MORGAN STANLEY FUND SERVICES INC., 1585 BROADWAY, NEW YORK, NY (https://www.google.com/maps/place/1585%20BROADWAY,NEW%20YORK,NY)	Graph	16	\$102,056.25	\$100,000.00	\$66,400.00	\$130,000.00
MORGAN STANLEY & CO., LLC, 1585 BROADWAY, NEW YORK, NY (https://www.google.com/maps/place/1585%20BROADWAY,NEW%20YORK,NY)	Graph	19	\$169,384.21	\$185,000.00	\$70,000.00	\$250,000.00
MORGAN STANLEY SMITH BARNEY LLC, 1585 BROADWAY, NEW YORK, NY (https://www.google.com/maps/place/1585%20BROADWAY,NEW%20YORK,NY)	Graph	22	\$103,564.41	\$99,996.00	\$66,300.00	\$175,000.00
MORGAN STANLEY & CO LLC, 1585 BROADWAY, NEW YORK, NY (https://www.google.com/maps/place/1585%20BROADWAY,NEW%20YORK,NY)	Graph	25	\$140,420.00	\$140,000.00	\$70,000.00	\$250,000.00

Employer Name/Employer Address	Graph	Count	Mean Wage	Median Wage	Lowest Wage	Highest Wage
MORGAN STANLEY & CO LLC, 1585 BROADWAY, NEW YORK, NY (https://www.google.com/maps/place/1585%20BROADWAY,NEW%20YORK,NY)	Graph	44	\$133,779.55	\$110,000.00	\$62,000.00	\$400,000.00
MORGAN STANLEY SERVICES GROUP, INC., 1585 BROADWAY, NEW YORK, NY (https://www.google.com/maps/place/1585%20BROADWAY,NEW%20YORK,NY)	Graph	74	\$129,820.68	\$125,000.00	\$93,000.00	\$200,000.00
MORGAN STANLEY & CO. LLC, 1585 BROADWAY, NEW YORK, NY (https://www.google.com/maps/place/1585%20BROADWAY,NEW%20YORK,NY)	Graph	89	\$136,750.56	\$120,000.00	\$80,000.00	\$300,000.00
MORGAN STANLEY SERVICES GROUP INC, 1585 BROADWAY, NEW YORK, NY (https://www.google.com/maps/place/1585%20BROADWAY,NEW%20YORK,NY)	Graph	98	\$119,636.63	\$112,200.00	\$80,000.00	\$172,000.00
MORGAN STANLEY SERVICES GROUP INC., 1585 BROADWAY, NEW YORK, NY (https://www.google.com/maps/place/1585%20BROADWAY,NEW%20YORK,NY)	Graph	280	\$121,154.14	\$115,000.00	\$60,000.00	\$400,000.00
Totals	Graph	728	\$127,273.04	\$120,000.00	\$60,000.00	\$400,000.00

Employer Name/Worksite Address	Graph	Count	Mean Wage	Median Wage	Lowest Wage	Highest Wage
CYBERTHINK INC, 1585 BROADWAY, 22ND FLOOR, NEW YORK, NY (https://www.google.com/maps/place/1585%20BROADWAY,%2022ND%20FLOOR,NEW%20YORK,NY)	Graph	1	\$91,000.00	\$91,000.00	\$91,000.00	\$91,000.00
CYBERTHINK INC, 1585 BROADWAY,, NEW YORK, NY (https://www.google.com/maps/place/1585%20BROADWAY,,NEW%20YORK,NY)	Graph	1	\$91,000.00	\$91,000.00	\$91,000.00	\$91,000.00
MORGAN STANLEY & CO. LLC, 1585 BROADWAY, NEW YORK, NY (https://www.google.com/maps/place/1585%20BROADWAY,NEW%20YORK,NY)	Graph	292	\$133,923.80	\$120,000.00	\$53,165.00	\$400,000.00
Totals	Graph	294	\$133,631.80	\$120,000.00	\$53,165.00	\$400,000.00

Latitude: 40.759974 Longitude: -73.984786

Employer Name/Worksite Address	Graph	Count	Mean Wage	Median Wage	Lowest Wage	Highest Wage
MORGAN STANLEY & CO. LLC, 1585 BROADWAY, NEW YORK, NY (https://www.google.com/maps/place/1585%20BROADWAY,NEW%20YORK,NY)	Graph	1	\$90,000.00	\$90,000.00	\$90,000.00	\$90,000.00
Totals	Graph	1	\$90,000.00	\$90,000.00	\$90,000.00	\$90,000.00

Latitude: 40.760003 Longitude: -73.991404

Employer Name/Employer Address	Graph	Count	Mean Wage	Median Wage	Lowest Wage	Highest Wage
FIRST PROTOCOL, 630 9TH AVENUE, NEW YORK, NY (https://www.google.com/maps/place/630%209TH%20AVENUE,NEW%20YORK,NY)	Graph	1	\$105,000.00	\$105,000.00	\$105,000.00	\$105,000.00
IAQ SYSTEMS INC., 630 NINTH AVENUE, SUITE # 1112, NEW YORK, NY (https://www.google.com/maps/place/630%20NINTH%20AVENUE,%20SUITE%20#%201112,NEW%20YORK,NY)	Graph	1	\$68,869.00	\$68,869.00	\$68,869.00	\$68,869.00
INTERNATIONAL SOCIETY FOR THE PERFORMING ARTS FOUNDATION, 630 9TH AVENUE, SUITE 213, NEW YORK, NY (https://www.google.com/maps/place/630%209TH%20AVENUE,%20SUITE%20213,NEW%20YORK,NY)	Graph	1	\$47,000.00	\$47,000.00	\$47,000.00	\$47,000.00
TAYLOR SPELLMAN LLC, 630 9TH AVE., NEW YORK, NY (https://www.google.com/maps/place/630%209TH%20AVE.,NEW%20YORK,NY)	Graph	1	\$39,956.80	\$39,956.80	\$39,956.80	\$39,956.80
HOLTZ, HOLTZ & VOLEK P.C., 630 NINTH AVENUE, NEW YORK, NY (https://www.google.com/maps/place/630%20NINTH%20AVENUE,NEW%20YORK,NY)	Graph	2	\$147,600.00	\$135,200.00	\$135,200.00	\$160,000.00
MITCHELL-GIURGOLA ARCHITECTS, LLP, 630 NINTH AVENUE, STE. 711, NEW YORK, NY (https://www.google.com/maps/place/630%20NINTH%20AVENUE,%20STE.%20711,NEW%20YORK,NY)	Graph	5	\$56,800.00	\$53,000.00	\$52,000.00	\$63,000.00
Totals	Graph	11	\$76,365.98	\$63,000.00	\$39,956.80	\$160,000.00

Employer Name/Worksite Address	Graph	Count	Mean Wage	Median Wage	Lowest Wage	Highest Wage
FIRST PROTOCOL, 630 9TH AVE, NEW YORK, NY (https://www.google.com/maps/place/630%209TH%20AVE,NEW%20YORK,NY)	Graph	1	\$105,000.00	\$105,000.00	\$105,000.00	\$105,000.00
IAQ SYSTEMS INC., 630 NINTH AVENUE, SUITE # 1112, NEW YORK, NY (https://www.google.com/maps/place/630%20NINTH%20AVENUE,%20SUITE%20#%201112,NEW%20YORK,NY)	Graph	1	\$68,869.00	\$68,869.00	\$68,869.00	\$68,869.00

Employer Name/Worksite Address	Graph	Count	Mean Wage	Median Wage	Lowest Wage	Highest Wage
INTERNATIONAL SOCIETY FOR THE PERFORMING ARTS FOUNDATION, 630 9TH AVENUE, SUITE 213, NEW YORK, NY (https://www.google.com/maps/place/630%209TH%20AVENUE,%20SUITE%20213,NEW%20YORK,NY)	Graph	1	\$47,000.00	\$47,000.00	\$47,000.00	\$47,000.00
ITPRO CONSULTING LLC, 630 9TH AVENUE SUITE 711, NEW YORK, NY (https://www.google.com/maps/place/630%209TH%20AVENUE%20SUITE%20711,NEW%20YORK,NY)	Graph	1	\$65,000.00	\$65,000.00	\$65,000.00	\$65,000.00
HOLTZ, HOLTZ & VOLEK P.C., 630 NINTH AVENUE, NEW YORK, NY (https://www.google.com/maps/place/630%20NINTH%20AVENUE,NEW%20YORK,NY)	Graph	2	\$147,600.00	\$135,200.00	\$135,200.00	\$160,000.00
MITCHELL-GIURGOLA ARCHITECTS, LLP, 630 NINTH AVENUE, STE. 711, NEW YORK, NY (https://www.google.com/maps/place/630%20NINTH%20AVENUE,%20STE.%20711,NEW%20YORK,NY)	Graph	5	\$56,800.00	\$53,000.00	\$52,000.00	\$63,000.00
Totals	Graph	11	\$78,642.64	\$63,000.00	\$47,000.00	\$160,000.00

Latitude: 40.760016 Longitude: -73.547874

Employer Name/Employer Address	Graph	Count	Mean Wage	Median Wage	Lowest Wage	Highest Wage
LONG ISLAND BRAND BEVERAGES, LLC, 116 CHARLOTTE AVENUE, HICKSVILLE, NY (https://www.google.com/maps/place/116%20CHARLOTTE%20AVENUE,HICKSVILLE,NY)	Graph	1	\$51,300.00	\$51,300.00	\$51,300.00	\$51,300.00
Totals	Graph	1	\$51,300.00	\$51,300.00	\$51,300.00	\$51,300.00

Employer Name/Worksite Address	Graph	Count	Mean Wage	Median Wage	Lowest Wage	Highest Wage
LONG ISLAND BRAND BEVERAGES, LLC, 116 CHARLOTTE AVENUE, HICKSVILLE, NY (https://www.google.com/maps/place/116%20CHARLOTTE%20AVENUE,HICKSVILLE,NY)	Graph	1	\$51,300.00	\$51,300.00	\$51,300.00	\$51,300.00
Totals	Graph	1	\$51,300.00	\$51,300.00	\$51,300.00	\$51,300.00

Latitude: 40.760048 Longitude: -73.489587

Employer Name/Employer Address	Graph	Count	Mean Wage	Median Wage	Lowest Wage	Highest Wage
IT & EBUSINESS CONSULTING SERVICES INC., 1055 STEWART AVENUE, 2ND FLOOR, BETHPAGE, NY (https://www.google.com/maps/place/1055%20STEWART%20AVENUE,%202ND%20FLOOR,BETHPAGE,NY)	Graph	32	\$81,906.25	\$80,000.00	\$62,000.00	\$125,000.00
Totals	Graph	32	\$81,906.25	\$80,000.00	\$62,000.00	\$125,000.00

Employer Name/Worksite Address	Graph	Count	Mean Wage	Median Wage	Lowest Wage	Highest Wage
IT & EBUSINESS CONSULTING SERVICES INC., 1055 STEWART AVENUE, BETHPAGE, NY (https://www.google.com/maps/place/1055%20STEWART%20AVENUE,BETHPAGE,NY)	Graph	9	\$71,000.00	\$62,000.00	\$62,000.00	\$103,000.00
IT & EBUSINESS CONSULTING SERVICES INC., 1055 STEWART AVE, BETHPAGE, NY (https://www.google.com/maps/place/1055%20STEWART%20AVE,BETHPAGE,NY)	Graph	23	\$86,173.91	\$85,000.00	\$65,000.00	\$125,000.00
Totals	Graph	32	\$81,906.25	\$80,000.00	\$62,000.00	\$125,000.00

Latitude: 40.760049 Longitude: -73.983943

Employer Name/Employer Address	Graph	Count	Mean Wage	Median Wage	Lowest Wage	Highest Wage
PLAYBILL ONLINE INCORPORATED, 729 SEVENTH AVE, NEW YORK, NY (https://www.google.com/maps/place/729%20SEVENTH%20AVE,NEW%20YORK,NY)	Graph	1	\$47,500.00	\$47,500.00	\$47,500.00	\$47,500.00
COUNCIL OF JEWISH EMIGRE COMMUNITY ORGANIZATIONS, INC., 729 SEVENTH AVENUE 9TH FLOOR, NEW YORK, NY (https://www.google.com/maps/place/729%20SEVENTH%20AVENUE%209TH%20FLOOR,NEW%20YORK,NY)	Graph	2	\$34,112.00	\$34,112.00	\$34,112.00	\$34,112.00
Totals	Graph	3	\$38,574.67	\$34,112.00	\$34,112.00	\$47,500.00

Employer Name/Worksite Address	Graph	Count	Mean Wage	Median Wage	Lowest Wage	Highest Wage
--------------------------------	-------	-------	-----------	-------------	-------------	--------------

Employer Name/Worksite Address	Graph	Count	Mean Wage	Median Wage	Lowest Wage	Highest Wage
PLAYBILL ONLINE INCORPORATED, 729 SEVENTH AVE, NEW YORK, NY (https://www.google.com/maps/place/729%20SEVENTH%20AVE,NEW%20YORK,NY)	Graph	1	\$47,500.00	\$47,500.00	\$47,500.00	\$47,500.00
COUNCIL OF JEWISH EMIGRE COMMUNITY ORGANIZATIONS, INC., 729 SEVENTH AVENUE 9TH FLOOR, NEW YORK, NY (https://www.google.com/maps/place/729%20SEVENTH%20AVENUE%209TH%20FLOOR,NEW%20YORK,NY)	Graph	2	\$34,112.00	\$34,112.00	\$34,112.00	\$34,112.00
Totals	Graph	3	\$38,574.67	\$34,112.00	\$34,112.00	\$47,500.00

Latitude: 40.760056 Longitude: -73.974073

Employer Name/Employer Address	Graph	Count	Mean Wage	Median Wage	Lowest Wage	Highest Wage
HBI INC., 520 MADISON AVE., NEW YORK, NY (https://www.google.com/maps/place/520%20MADISON%20AVE.,NEW%20YORK,NY)	Graph	1	\$65,000.00	\$65,000.00	\$65,000.00	\$65,000.00
TIMELESS GROUP, INC., 520 MADISON AVENUE, NEW YORK, NY (https://www.google.com/maps/place/520%20MADISON%20AVENUE,NEW%20YORK,NY)	Graph	1	\$75,000.00	\$75,000.00	\$75,000.00	\$75,000.00
TRANSATLANTIQUE PRIVATE WEALTH LLC, 520 MADISON AVENUE, NEW YORK, NY (https://www.google.com/maps/place/520%20MADISON%20AVENUE,NEW%20YORK,NY)	Graph	1	\$72,500.00	\$72,500.00	\$72,500.00	\$72,500.00
CHIMERA INVESTMENT CORPORATION, 520 MADISON AVENUE, NEW YORK, NY (https://www.google.com/maps/place/520%20MADISON%20AVENUE,NEW%20YORK,NY)	Graph	2	\$207,500.00	\$190,000.00	\$190,000.00	\$225,000.00
ICBC STANDARD SECURITIES INC., 520 MADISON AVENUE, NEW YORK, NY (https://www.google.com/maps/place/520%20MADISON%20AVENUE,NEW%20YORK,NY)	Graph	2	\$83,000.00	\$66,000.00	\$66,000.00	\$100,000.00
STANDARD NEW YORK, INC., 520 MADISON AVENUE, NEW YORK, NY (https://www.google.com/maps/place/520%20MADISON%20AVENUE,NEW%20YORK,NY)	Graph	2	\$147,025.00	\$139,050.00	\$139,050.00	\$155,000.00
JEFFERIES INVESTMENT ADVISERS, LLC, 520 MADISON AVENUE, NEW YORK, NY (https://www.google.com/maps/place/520%20MADISON%20AVENUE,NEW%20YORK,NY)	Graph	3	\$73,400.00	\$71,000.00	\$56,000.00	\$93,200.00
M SCIENCE LLC, 520 MADISON AVENUE, NEW YORK, NY (https://www.google.com/maps/place/520%20MADISON%20AVENUE,NEW%20YORK,NY)	Graph	3	\$65,000.00	\$56,000.00	\$56,000.00	\$83,000.00
DAVIDSON KEMPNER CAPITAL MANAGEMENT LP, 520 MADISON AVENUE, NEW YORK, NY (https://www.google.com/maps/place/520%20MADISON%20AVENUE,NEW%20YORK,NY)	Graph	6	\$127,916.67	\$115,000.00	\$82,500.00	\$175,000.00
CA, INC., 520 MADISON AVE, NEW YORK, NY (https://www.google.com/maps/place/520%20MADISON%20AVE,NEW%20YORK,NY)	Graph	19	\$111,677.75	\$108,150.00	\$76,000.00	\$156,229.00
JEFFERIES LLC, 520 MADISON AVE, NEW YORK, NY (https://www.google.com/maps/place/520%20MADISON%20AVE,NEW%20YORK,NY)	Graph	49	\$96,051.02	\$96,000.00	\$53,000.00	\$250,000.00
Totals	Graph	89	\$102,231.77	\$96,000.00	\$53,000.00	\$250,000.00

Employer Name/Worksite Address	Graph	Count	Mean Wage	Median Wage	Lowest Wage	Highest Wage
CA, INC., 520 MADISON AVENUE., NEW YORK, NY (https://www.google.com/maps/place/520%20MADISON%20AVENUE.,NEW%20YORK,NY)	Graph	1	\$96,302.30	\$96,302.30	\$96,302.30	\$96,302.30
HBI INC., 520 MADISON AVE., NEW YORK, NY (https://www.google.com/maps/place/520%20MADISON%20AVE.,NEW%20YORK,NY)	Graph	2	\$92,500.00	\$65,000.00	\$65,000.00	\$120,000.00
JEFFERIES LLC, 520 MADISON AVE, NEW YORK, NY (https://www.google.com/maps/place/520%20MADISON%20AVE,NEW%20YORK,NY)	Graph	3	\$105,000.00	\$100,000.00	\$65,000.00	\$150,000.00
STANDARD NEW YORK, INC., 520 MADISON AVENUE, NEW YORK, NY (https://www.google.com/maps/place/520%20MADISON%20AVENUE,NEW%20YORK,NY)	Graph	105	\$100,183.07	\$96,000.00	\$53,000.00	\$250,000.00
Totals	Graph	111	\$100,139.86	\$96,000.00	\$53,000.00	\$250,000.00

Latitude: 40.760064 Longitude: -73.976007

Employer Name/Worksite Address	Graph	Count	Mean Wage	Median Wage	Lowest Wage	Highest Wage
JSMN INTERNATIONAL INC., 663 FIFTH AVENUE, NEW YORK, NY (https://www.google.com/maps/place/663%20FIFTH%20AVENUE,NEW%20YORK,NY)	Graph	1	\$100,000.00	\$100,000.00	\$100,000.00	\$100,000.00
Totals	Graph	1	\$100,000.00	\$100,000.00	\$100,000.00	\$100,000.00

Latitude: 40.760064 Longitude: -73.832628

Employer Name/Employer Address	Graph	Count	Mean Wage	Median Wage	Lowest Wage	Highest Wage
HEA DESIGN USA INC, 37-20 PRINCE STREET, FLUSHING, NY (https://www.google.com/maps/place/37-20%20PRINCE%20STREET,FLUSHING,NY)	Graph	1	\$39,000.00	\$39,000.00	\$39,000.00	\$39,000.00
Totals	Graph	1	\$39,000.00	\$39,000.00	\$39,000.00	\$39,000.00

Employer Name/Worksite Address	Graph	Count	Mean Wage	Median Wage	Lowest Wage	Highest Wage
HEA DESIGN USA INC, 37-20 PRINCE STREET, FLUSHING, NY (https://www.google.com/maps/place/37-20%20PRINCE%20STREET,FLUSHING,NY)	Graph	1	\$39,000.00	\$39,000.00	\$39,000.00	\$39,000.00
Totals	Graph	1	\$39,000.00	\$39,000.00	\$39,000.00	\$39,000.00

Latitude: 40.760065 Longitude: -73.966913

Employer Name/Employer Address	Graph	Count	Mean Wage	Median Wage	Lowest Wage	Highest Wage
RED AND WHITE SPA MIDTOWN INC., 227 E 57TH ST, NEW YORK, NY (https://www.google.com/maps/place/227%20E%2057TH%20ST,NEW%20YORK,NY)	Graph	1	\$46,675.20	\$46,675.20	\$46,675.20	\$46,675.20
Totals	Graph	1	\$46,675.20	\$46,675.20	\$46,675.20	\$46,675.20

Employer Name/Worksite Address	Graph	Count	Mean Wage	Median Wage	Lowest Wage	Highest Wage
RED AND WHITE SPA MIDTOWN INC., 227 E 57TH ST, NEW YORK, NY (https://www.google.com/maps/place/227%20E%2057TH%20ST,NEW%20YORK,NY)	Graph	1	\$46,675.20	\$46,675.20	\$46,675.20	\$46,675.20
Totals	Graph	1	\$46,675.20	\$46,675.20	\$46,675.20	\$46,675.20

Latitude: 40.760069 Longitude: -73.918192

Employer Name/Employer Address	Graph	Count	Mean Wage	Median Wage	Lowest Wage	Highest Wage
STRATEGIC WIRELESS LLC, 31-54 STEINWAY STREET, ASTORIA, NY (https://www.google.com/maps/place/31-54%20STEINWAY%20STREET,ASTORIA,NY)	Graph	1	\$53,061.00	\$53,061.00	\$53,061.00	\$53,061.00
Totals	Graph	1	\$53,061.00	\$53,061.00	\$53,061.00	\$53,061.00

Employer Name/Worksite Address	Graph	Count	Mean Wage	Median Wage	Lowest Wage	Highest Wage
STRATEGIC WIRELESS LLC, 31-54 STEINWAY STREET, ASTORIA, NY (https://www.google.com/maps/place/31-54%20STEINWAY%20STREET,ASTORIA,NY)	Graph	1	\$53,061.00	\$53,061.00	\$53,061.00	\$53,061.00
Totals	Graph	1	\$53,061.00	\$53,061.00	\$53,061.00	\$53,061.00

Latitude: 40.760083 Longitude: -73.98021

Employer Name/Worksite Address	Graph	Count	Mean Wage	Median Wage	Lowest Wage	Highest Wage
NBCUNIVERSAL MEDIA, LLC, 1221 AVENUE OF THE AMERICAS, NEW YORK, NY (https://www.google.com/maps/place/1221%20AVENUE%20OF%20THE%20AMERICAS,NEW%20YORK,NY)	Graph	1	\$80,000.00	\$80,000.00	\$80,000.00	\$80,000.00
Totals	Graph	1	\$80,000.00	\$80,000.00	\$80,000.00	\$80,000.00

Latitude: 40.7601 Longitude: -73.83047

Employer Name/Employer Address	Graph	Count	Mean Wage	Median Wage	Lowest Wage	Highest Wage
--------------------------------	-------	-------	-----------	-------------	-------------	--------------

Employer Name/Employer Address	Graph	Count	Mean Wage	Median Wage	Lowest Wage	Highest Wage
J.T. HWANG ENTERPRISES, INC., 39-10 MAIN STREET, SUITE 300, FLUSHING, NY (https://www.google.com/maps/place/39-10%20MAIN%20STREET,%20SUITE%20300,FLUSHING,NY)	Graph	1	\$66,747.20	\$66,747.20	\$66,747.20	\$66,747.20
Totals	Graph	1	\$66,747.20	\$66,747.20	\$66,747.20	\$66,747.20

Employer Name/Worksite Address	Graph	Count	Mean Wage	Median Wage	Lowest Wage	Highest Wage
J.T. HWANG ENTERPRISES, INC., 39-10 MAIN STREET, SUITE 300, FLUSHING, NY (https://www.google.com/maps/place/39-10%20MAIN%20STREET,%20SUITE%20300,FLUSHING,NY)	Graph	1	\$66,747.20	\$66,747.20	\$66,747.20	\$66,747.20
Totals	Graph	1	\$66,747.20	\$66,747.20	\$66,747.20	\$66,747.20

Latitude: 40.760111 Longitude: -73.975272

Employer Name/Employer Address	Graph	Count	Mean Wage	Median Wage	Lowest Wage
FINANCIAL SERVICES VOLUNTEER CORPS., 10 E. 53RD STREET, NEW YORK, NY (https://www.google.com/maps/place/10%20E.%2053RD%20STREET,NEW%20YORK,NY)	Graph	1	\$55,000.00	\$55,000.00	\$55,000.00
FIRST STATE INVESTMENTS (US) LLC, 10 EAST 53RD STREET, NEW YORK, NY (https://www.google.com/maps/place/10%20EAST%2053RD%20STREET,NEW%20YORK,NY)	Graph	1	\$230,000.00	\$230,000.00	\$230,000.00
INVESTEC USA HOLDINGS CORP, 10 EAST 53RD STREET, NEW YORK, NY (https://www.google.com/maps/place/10%20EAST%2053RD%20STREET,NEW%20YORK,NY)	Graph	1	\$214,000.00	\$214,000.00	\$214,000.00
INVESTEC USA HOLDINGS CORPORATION, 10 EAST 53RD STREET, NEW YORK, NY (https://www.google.com/maps/place/10%20EAST%2053RD%20STREET,NEW%20YORK,NY)	Graph	1	\$100,000.00	\$100,000.00	\$100,000.00
MARKER FINANCIAL ADVISORS LLC, 10 EAST 53RD STREET, 14TH FLOOR, NEW YORK, NY (https://www.google.com/maps/place/10%20EAST%2053RD%20STREET,%2014TH%20FLOOR,NEW%20YORK,NY)	Graph	1	\$147,500.00	\$147,500.00	\$147,500.00
WATERFRONT CAPITAL PARTNERS LLC, 10 EAST 53RD STREET, NEW YORK, NY (https://www.google.com/maps/place/10%20EAST%2053RD%20STREET,NEW%20YORK,NY)	Graph	1	\$275,000.00	\$275,000.00	\$275,000.00
INVESTEC USA HOLDINGS CORP, 10 EAST 53RD STREET, NEW YORK, NY (https://www.google.com/maps/place/10%20EAST%2053RD%20STREET,NEW%20YORK,NY)	Graph	2	\$115,000.00	\$100,000.00	\$100,000.00
Totals	Graph	8	\$156,437.50	\$130,000.00	\$55,000.00

Employer Name/Worksite Address	Graph	Count	Mean Wage	Median Wage	Lowest Wage
FINANCIAL SERVICES VOLUNTEER CORPS., 10 E. 53RD STREET, NEW YORK, NY (https://www.google.com/maps/place/10%20E.%2053RD%20STREET,NEW%20YORK,NY)	Graph	1	\$55,000.00	\$55,000.00	\$55,000.00
WATERFRONT CAPITAL PARTNERS LLC, 10 EAST 53RD STREET, 34TH FLOOR, NEW YORK, NY (https://www.google.com/maps/place/10%20EAST%2053RD%20STREET,%2034TH%20FLOOR,NEW%20YORK,NY)	Graph	1	\$275,000.00	\$275,000.00	\$275,000.00
MARKER FINANCIAL ADVISORS LLC, 10 EAST 53RD STREET, 14TH FLOOR, NEW YORK, NY (https://www.google.com/maps/place/10%20EAST%2053RD%20STREET,%2014TH%20FLOOR,NEW%20YORK,NY)	Graph	2	\$119,750.00	\$92,000.00	\$92,000.00
INVESTEC USA HOLDINGS CORP, 10 EAST 53RD STREET, NEW YORK, NY (https://www.google.com/maps/place/10%20EAST%2053RD%20STREET,NEW%20YORK,NY)	Graph	5	\$154,800.00	\$130,000.00	\$100,000.00
Totals	Graph	9	\$149,277.78	\$130,000.00	\$55,000.00

Latitude: 40.760114 Longitude: -73.971921

Employer Name/Employer Address	Graph	Count	Mean Wage	Median Wage	Lowest Wage	Highest Wage
I SQUARED CAPITAL ADVISORS (US) LLC, 410 PARK AVENUE, NEW YORK, NY (https://www.google.com/maps/place/410%20PARK%20AVENUE,NEW%20YORK,NY)	Graph	1	\$55,764.80	\$55,764.80	\$55,764.80	\$55,764.80
NATIONAL SECURITIES CORPORATION, 410 PARK AVENUE, NEW YORK, NY (https://www.google.com/maps/place/410%20PARK%20AVENUE,NEW%20YORK,NY)	Graph	1	\$90,000.00	\$90,000.00	\$90,000.00	\$90,000.00
CHINA CITIC BANK INTERNATIONAL LTD, 410 PARK AVE, NEW YORK, NY (https://www.google.com/maps/place/410%20PARK%20AVE,NEW%20YORK,NY)	Graph	2	\$63,055.20	\$46,675.20	\$46,675.20	\$79,435.20
Totals	Graph	4	\$67,968.80	\$55,764.80	\$46,675.20	\$90,000.00

Employer Name/Worksite Address	Graph	Count	Mean Wage	Median Wage	Lowest Wage	Highest Wage
I SQUARED CAPITAL ADVISORS (US) LLC, 410 PARK AVENUE, NEW YORK, NY (https://www.google.com/maps/place/410%20PARK%20AVENUE,NEW%20YORK,NY)	Graph	1	\$55,764.80	\$55,764.80	\$55,764.80	\$55,764.80
Totals	Graph	1	\$55,764.80	\$55,764.80	\$55,764.80	\$55,764.80

Latitude: 40.760132 Longitude: -73.969172

Employer Name/Employer Address	Graph	Count	Mean Wage	Median Wage	Lowest Wage	Highest Wage
MIK GROUP, INC., 155 E. 56TH STREET, 2ND FLOOR, NEW YORK, NY (https://www.google.com/maps/place/155%20E.%2056TH%20STREET,%202ND%20FLOOR,NEW%20YORK,NY)	Graph	3	\$118,333.33	\$125,000.00	\$100,000.00	\$130,000.00
Totals	Graph	3	\$118,333.33	\$125,000.00	\$100,000.00	\$130,000.00

Employer Name/Worksite Address	Graph	Count	Mean Wage	Median Wage	Lowest Wage	Highest Wage
MIK GROUP, INC., 155 E. 56TH STREET, 2ND FLOOR, NEW YORK, NY (https://www.google.com/maps/place/155%20E.%2056TH%20STREET,%202ND%20FLOOR,NEW%20YORK,NY)	Graph	3	\$118,333.33	\$125,000.00	\$100,000.00	\$130,000.00
Totals	Graph	3	\$118,333.33	\$125,000.00	\$100,000.00	\$130,000.00

Latitude: 40.760143 Longitude: -73.975949

Employer Name/Employer Address	Graph	Count	Mean Wage	Median Wage	Lowest Wage	Highest Wage
GIBNEY, ANTHONY & FLAHERTY LLP, 665 FIFTH AVENUE, NEW YORK, NY (https://www.google.com/maps/place/665%20FIFTH%20AVENUE,NEW%20YORK,NY)	Graph	1	\$123,552.00	\$123,552.00	\$123,552.00	\$123,552.00
Totals	Graph	1	\$123,552.00	\$123,552.00	\$123,552.00	\$123,552.00

Employer Name/Worksite Address	Graph	Count	Mean Wage	Median Wage	Lowest Wage	Highest Wage
GIBNEY, ANTHONY & FLAHERTY LLP, 665 FIFTH AVENUE, NEW YORK, NY (https://www.google.com/maps/place/665%20FIFTH%20AVENUE,NEW%20YORK,NY)	Graph	1	\$123,552.00	\$123,552.00	\$123,552.00	\$123,552.00
SAFILO USA INC., 665 5TH AVE, NEW YORK, NY (https://www.google.com/maps/place/665%205TH%20AVE,NEW%20YORK,NY)	Graph	1	\$60,000.00	\$60,000.00	\$60,000.00	\$60,000.00
AMERICAN WEMPE CORPORATION, 665 FIFTH AVE, NEW YORK, NY (https://www.google.com/maps/place/665%20FIFTH%20AVE,NEW%20YORK,NY)	Graph	2	\$130,000.00	\$110,240.00	\$110,240.00	\$149,760.00
Totals	Graph	4	\$110,888.00	\$110,240.00	\$60,000.00	\$149,760.00

Latitude: 40.760147 Longitude: -73.964587

Employer Name/Employer Address	Graph	Count	Mean Wage	Median Wage	Lowest Wage	Highest Wage
OUTREACH PHYSICAL & OCCUPATIONAL THERAPY & SPEECH REHABILITATION PLLC, 1110 2ND AVE., SUITE 302, NEW YORK, NY (https://www.google.com/maps/place/1110%202ND%20AVE.,%20SUITE%20302,NEW%20YORK,NY)	Graph	3	\$81,186.67	\$79,560.00	\$74,000.00	\$90,000.00
Totals	Graph	3	\$81,186.67	\$79,560.00	\$74,000.00	\$90,000.00

Employer Name/Worksite Address	Graph	Count	Mean Wage	Median Wage	Lowest Wage	Highest Wage
OUTREACH PHYSICAL & OCCUPATIONAL THERAPY & SPEECH REHABILITATION PLLC, 1110 2ND AVE., SUITE 302, NEW YORK, NY (https://www.google.com/maps/place/1110%202ND%20AVE.,%20SUITE%20302,NEW%20YORK,NY)	Graph	3	\$81,186.67	\$79,560.00	\$74,000.00	\$90,000.00
Totals	Graph	3	\$81,186.67	\$79,560.00	\$74,000.00	\$90,000.00

Latitude: 40.760156 Longitude: -73.97813

Employer Name/Employer Address	Graph	Count	Mean Wage	Median Wage	Lowest Wage	Highest Wage
SIRIUS XM RADIO INC., 1500 ECKINGTON PLACE, NE, WASHINGTON, DC (https://www.google.com/maps/place/1500%20ECKINGTON%20PLACE,%20NE,WASHINGTON,DC)	Graph	1	\$108,992.00	\$108,992.00	\$108,992.00	\$108,992.00
Totals	Graph	1	\$108,992.00	\$108,992.00	\$108,992.00	\$108,992.00

Employer Name/Worksite Address	Graph	Count	Mean Wage	Median Wage	Lowest Wage
BRYAN CAVE LLP, 1290 AVENUE OF THE AMERICAS FL 33, NEW YORK, NY (https://www.google.com/maps/place/1290%20AVENUE%20OF%20THE%20AMERICAS%20FL%2033,NEW%20YORK,NY)	Graph	1	\$243,000.00	\$243,000.00	\$243,000.00
HEXAWARE TECHNOLOGIES, INC., STATE STREET CORPORATION, NEW YORK, NY (https://www.google.com/maps/place/STATE%20STREET%20CORPORATION,NEW%20YORK,NY)	Graph	1	\$88,600.00	\$88,600.00	\$88,600.00
MARLABS, INC., 1221 AVENUE OF AMERICAS, 4TH FLOOR, NEW YORK, NY (https://www.google.com/maps/place/1221%20AVENUE%20OF%20AMERICAS,%204TH%20FLOOR,NEW%20YORK,NY)	Graph	1	\$75,800.00	\$75,800.00	\$75,800.00
PAMTEN, INC., NEUBERGER BERMAN, NEW YORK, NY (https://www.google.com/maps/place/NEUBERGER%20BERMAN,NEW%20YORK,NY)	Graph	1	\$72,000.00	\$72,000.00	\$72,000.00
SYNTEL CONSULTING INC., 1290 AVENUE OF AMERICAS, NEW YORK, NY (https://www.google.com/maps/place/1290%20AVENUE%20OF%20AMERICAS,NEW%20YORK,NY)	Graph	1	\$84,864.00	\$84,864.00	\$84,864.00
V-SOFT CONSULTING GROUP, INC, 1221 AVE OF&NBSP;AMERICAS, NEW YORK, NY (https://www.google.com/maps/place/1221%20AVE%20OF%20&NBSP;AMERICAS,NEW%20YORK,NY)	Graph	1	\$120,000.00	\$120,000.00	\$120,000.00
WIPRO LIMITED, 1290 AVENUE OF AMERICAS 6TH FLOOR, NEW YORK, NY (https://www.google.com/maps/place/1290%20AVENUE%20OF%20AMERICAS%206TH%20FLOOR,NEW%20YORK,NY)	Graph	1	\$69,701.00	\$69,701.00	\$69,701.00
SYNTEL INC, 1290 AVENUES OF AMERICA, NEW YORK, NY (https://www.google.com/maps/place/1290%20AVENUES%20OF%20AMERICA,NEW%20YORK,NY)	Graph	2	\$95,457.00	\$94,744.00	\$94,744.00
CAPGEMINI AMERICA INC, 1290 AVENUE OF THE AMERICAS, NEW YORK, NY (https://www.google.com/maps/place/1290%20AVENUE%20OF%20THE%20AMERICAS,NEW%20YORK,NY)	Graph	3	\$67,854.00	\$71,781.00	\$60,000.00
Totals	Graph	12	\$95,703.42	\$75,800.00	\$60,000.00

Latitude: 40.760157 Longitude: -73.830351

Employer Name/Employer Address	Graph	Count	Mean Wage	Median Wage	Lowest Wage	Highest Wage
CC & ASSOCIATES CONSULTING INC, 39-01 MAIN STREET, SUITE 501, FLUSHING, NY (https://www.google.com/maps/place/39-01%20MAIN%20STREET,%20SUITE%20501,FLUSHING,NY)	Graph	1	\$58,240.00	\$58,240.00	\$58,240.00	\$58,240.00
CC & ASSOCIATES CONSULTING INC., 39-01 MAIN STREET, SUITE 501, FLUSHING, NY (https://www.google.com/maps/place/39-01%20MAIN%20STREET,%20SUITE%20501,FLUSHING,NY)	Graph	1	\$58,656.00	\$58,656.00	\$58,656.00	\$58,656.00
DATA CHESTER INC, 39-01 MAIN STREET, SUITE 403, FLUSHING, NY (https://www.google.com/maps/place/39-01%20MAIN%20STREET,%20SUITE%20403,FLUSHING,NY)	Graph	1	\$85,000.00	\$85,000.00	\$85,000.00	\$85,000.00
DATA CHESTER INC., 39-01 MAIN STREET, STE. 403, FLUSHING, NY (https://www.google.com/maps/place/39-01%20MAIN%20STREET,%20STE.%20403,FLUSHING,NY)	Graph	1	\$70,221.00	\$70,221.00	\$70,221.00	\$70,221.00
LAW OFFICES OF CHEN & ASSOCIATES, P.C., 39-15 MAIN STREET, FLUSHING, NY (https://www.google.com/maps/place/39-15%20MAIN%20STREET,FLUSHING,NY)	Graph	1	\$79,144.00	\$79,144.00	\$79,144.00	\$79,144.00
PRUDENT INSURANCE BROKERAGE, INC., 39-01 MAIN STREET, FLUSHING, NY (https://www.google.com/maps/place/39-01%20MAIN%20STREET,FLUSHING,NY)	Graph	1	\$55,764.80	\$55,764.80	\$55,764.80	\$55,764.80
TANG & ASSOCIATES, P.C., 39-01 MAIN STREET, FLUSHING, NY (https://www.google.com/maps/place/39-01%20MAIN%20STREET,FLUSHING,NY)	Graph	1	\$79,123.20	\$79,123.20	\$79,123.20	\$79,123.20
TOP USA ACCOUNTING INC., 39-15 MAIN STREET, FLUSHING, NY (https://www.google.com/maps/place/39-15%20MAIN%20STREET,FLUSHING,NY)	Graph	1	\$55,764.80	\$55,764.80	\$55,764.80	\$55,764.80
WU LAW GROUP, P.C., 39-01 MAIN STREET, SUITE 501, FLUSHING, NY (https://www.google.com/maps/place/39-01%20MAIN%20STREET,%20SUITE%20501,FLUSHING,NY)	Graph	1	\$45,843.20	\$45,843.20	\$45,843.20	\$45,843.20
LAW OFFICES OF CHEN & ASSOCIATES, P.C., 39-15 MAIN STREET, SUITE 502, FLUSHING, NY (https://www.google.com/maps/place/39-15%20MAIN%20STREET,%20SUITE%20502,FLUSHING,NY)	Graph	2	\$45,843.20	\$45,843.20	\$45,843.20	\$45,843.20

Employer Name/Employer Address	Graph	Count	Mean Wage	Median Wage	Lowest Wage	Highest Wage
ROSALES DEL ROSARIO, P.C., 39-01 MAIN STREET SUITE 302, FLUSHING, NY (https://www.google.com/maps/place/39-01%20MAIN%20STREET%20SUITE%20302,FLUSHING,NY)	Graph	2	\$38,771.20	\$38,771.20	\$38,771.20	\$38,771.20
YIN LU CPA, PC, 39-15 MAIN STREET, FLUSHING, NY (https://www.google.com/maps/place/39-15%20MAIN%20STREET,FLUSHING,NY)	Graph	2	\$38,064.00	\$34,528.00	\$34,528.00	\$41,600.00
LAW OFFICES OF GARY S. PARK, P.C., 39-01 MAIN STREET, SUITE 608, FLUSHING, NY (https://www.google.com/maps/place/39-01%20MAIN%20STREET,%20SUITE%20608,FLUSHING,NY)	Graph	3	\$98,356.27	\$86,320.00	\$80,080.00	\$128,668.80
Totals	Graph	18	\$62,676.81	\$55,764.80	\$34,528.00	\$128,668.80

Employer Name/Worksite Address	Graph	Count	Mean Wage	Median Wage	Lowest Wage	Highest Wage
CC & ASSOCIATES CONSULTING INC., 39-01 MAIN ST, STE 501, FLUSHING, NY (https://www.google.com/maps/place/39-01%20MAIN%20ST,%20STE%20501,FLUSHING,NY)	Graph	1	\$58,656.00	\$58,656.00	\$58,656.00	\$58,656.00
DATA CHESTER INC, 39-01 MAIN STREET, SUITE 403, FLUSHING, NY (https://www.google.com/maps/place/39-01%20MAIN%20STREET,%20SUITE%20403,FLUSHING,NY)	Graph	1	\$85,000.00	\$85,000.00	\$85,000.00	\$85,000.00
DATA CHESTER INC., 39-01 MAIN STREET, STE. 403, FLUSHING, NY (https://www.google.com/maps/place/39-01%20MAIN%20STREET,%20STE.%20403,FLUSHING,NY)	Graph	1	\$70,221.00	\$70,221.00	\$70,221.00	\$70,221.00
TANG & ASSOCIATES, P.C., 39-01 MAIN STREET, FLUSHING, NY (https://www.google.com/maps/place/39-01%20MAIN%20STREET,FLUSHING,NY)	Graph	1	\$79,123.20	\$79,123.20	\$79,123.20	\$79,123.20
LAW OFFICES OF CHEN & ASSOCIATES, P.C., 39-15 MAIN STREET, SUITE 502, FLUSHING, NY (https://www.google.com/maps/place/39-15%20MAIN%20STREET,%20SUITE%20502,FLUSHING,NY)	Graph	2	\$45,843.20	\$45,843.20	\$45,843.20	\$45,843.20
ROSALES DEL ROSARIO, P.C., 39-01 MAIN STREET SUITE 302, FLUSHING, NY (https://www.google.com/maps/place/39-01%20MAIN%20STREET%20SUITE%20302,FLUSHING,NY)	Graph	2	\$38,771.20	\$38,771.20	\$38,771.20	\$38,771.20
CC & ASSOCIATES CONSULTING INC, 39-01 MAIN STREET, SUITE 501, FLUSHING, NY (https://www.google.com/maps/place/39-01%20MAIN%20STREET,%20SUITE%20501,FLUSHING,NY)	Graph	3	\$54,107.73	\$58,240.00	\$45,843.20	\$58,240.00
LAW OFFICES OF GARY S. PARK, P.C., 39-01 MAIN STREET, SUITE 608, FLUSHING, NY (https://www.google.com/maps/place/39-01%20MAIN%20STREET,%20SUITE%20608,FLUSHING,NY)	Graph	3	\$98,356.27	\$86,320.00	\$80,080.00	\$128,668.80
YIN LU CPA, PC, 39-15 MAIN STREET, FLUSHING, NY (https://www.google.com/maps/place/39-15%20MAIN%20STREET,FLUSHING,NY)	Graph	4	\$52,759.20	\$41,600.00	\$34,528.00	\$79,144.00
Totals	Graph	18	\$62,814.32	\$58,240.00	\$34,528.00	\$128,668.80

Latitude: 40.760186 Longitude: -73.973814

Employer Name/Employer Address	Graph	Count	Mean Wage	Median Wage	Lowest Wage	Highest Wage
21 JAY LLC, 527 MADISON AVENUE, NEW YORK, NY (https://www.google.com/maps/place/527%20MADISON%20AVENUE,NEW%20YORK,NY)	Graph	1	\$65,000.00	\$65,000.00	\$65,000.00	\$65,000.00
COMMUNITY COUNSELING SERVICE CO., LLC, 527 MADISON AVE, NEW YORK, NY (https://www.google.com/maps/place/527%20MADISON%20AVE,NEW%20YORK,NY)	Graph	1	\$110,000.00	\$110,000.00	\$110,000.00	\$110,000.00
MELVIN CAPITAL MANAGMENT LP, 527 MADISON AVENUE, NEW YORK, NY (https://www.google.com/maps/place/527%20MADISON%20AVENUE,NEW%20YORK,NY)	Graph	1	\$125,000.00	\$125,000.00	\$125,000.00	\$125,000.00
MUDRICK CAPITAL MANAGEMENT, LP, 527 MADISON AVENUE, 6TH FLOOR, NEW YORK, NY (https://www.google.com/maps/place/527%20MADISON%20AVENUE,%206TH%20FLOOR,NEW%20YORK,NY)	Graph	1	\$110,000.00	\$110,000.00	\$110,000.00	\$110,000.00
RIVULET CAPITAL LLC, 527 MADISON AVENUE, SUITE 1201, NEW YORK, NY (https://www.google.com/maps/place/527%20MADISON%20AVENUE,%20SUITE%201201,NEW%20YORK,NY)	Graph	1	\$95,000.00	\$95,000.00	\$95,000.00	\$95,000.00
MELVIN CAPITAL MANAGEMENT LP, 527 MADISON AVENUE, NEW YORK, NY (https://www.google.com/maps/place/527%20MADISON%20AVENUE,NEW%20YORK,NY)	Graph	2	\$125,000.00	\$125,000.00	\$125,000.00	\$125,000.00
Totals	Graph	7	\$107,857.14	\$110,000.00	\$65,000.00	\$125,000.00

Employer Name/Worksite Address	Graph	Count	Mean Wage	Median Wage	Lowest Wage	Highest Wage
--------------------------------	-------	-------	-----------	-------------	-------------	--------------

Employer Name/Worksite Address	Graph	Count	Mean Wage	Median Wage	Lowest Wage	Highest Wage
COMMUNITY COUNSELING SERVICE CO., LLC, 527 MADISON AVE, NEW YORK, NY (https://www.google.com/maps/place/527%20MADISON%20AVE,NEW%20YORK,NY)	Graph	1	\$110,000.00	\$110,000.00	\$110,000.00	\$110,000.00
MUDRICK CAPITAL MANAGEMENT, LP, 527 MADISON AVENUE, 6TH FLOOR, NEW YORK, NY (https://www.google.com/maps/place/527%20MADISON%20AVENUE,%206TH%20FLOOR,NEW%20YORK,NY)	Graph	1	\$110,000.00	\$110,000.00	\$110,000.00	\$110,000.00
MELVIN CAPITAL MANAGMENT LP, 527 MADISON AVENUE, NEW YORK, NY (https://www.google.com/maps/place/527%20MADISON%20AVENUE,NEW%20YORK,NY)	Graph	4	\$117,500.00	\$125,000.00	\$95,000.00	\$125,000.00
Totals	Graph	6	\$115,000.00	\$110,000.00	\$95,000.00	\$125,000.00

Latitude: 40.760192 Longitude: -73.96766

Employer Name/Employer Address	Graph	Count	Mean Wage	Median Wage	Lowest Wage	Highest Wage
BLT RESTAURANT GROUP, 950 THIRD AVE, NEW YORK, NY (https://www.google.com/maps/place/950%20THIRD%20AVE,NEW%20YORK,NY)	Graph	1	\$55,764.80	\$55,764.80	\$55,764.80	\$55,764.80
RF BINDER PARTNERS INC., 950 THIRD AVENUE, NEW YORK, NY (https://www.google.com/maps/place/950%20THIRD%20AVENUE,NEW%20YORK,NY)	Graph	1	\$48,000.00	\$48,000.00	\$48,000.00	\$48,000.00
RPI, LLC, 950 THIRD AVENUE, NEW YORK, NY (https://www.google.com/maps/place/950%20THIRD%20AVENUE,NEW%20YORK,NY)	Graph	1	\$100,000.00	\$100,000.00	\$100,000.00	\$100,000.00
Totals	Graph	3	\$67,921.60	\$55,764.80	\$48,000.00	\$100,000.00

Employer Name/Worksite Address	Graph	Count	Mean Wage	Median Wage	Lowest Wage	Highest Wage
BLT RESTAURANT GROUP, 950 THIRD AVE, NEW YORK, NY (https://www.google.com/maps/place/950%20THIRD%20AVE,NEW%20YORK,NY)	Graph	1	\$55,764.80	\$55,764.80	\$55,764.80	\$55,764.80
RPI, LLC, 950 THIRD AVENUE, NEW YORK, NY (https://www.google.com/maps/place/950%20THIRD%20AVENUE,NEW%20YORK,NY)	Graph	2	\$74,000.00	\$48,000.00	\$48,000.00	\$100,000.00
Totals	Graph	3	\$67,921.60	\$55,764.80	\$48,000.00	\$100,000.00

Latitude: 40.760194 Longitude: -73.301588

Employer Name/Employer Address	Graph	Count	Mean Wage	Median Wage	Lowest Wage	Highest Wage
BABYLON AUCTION AND APPRAISALS INC, 44 W JEFERYN BLVD, DEER PARK, NY (https://www.google.com/maps/place/44%20W%20JEFERYN%20BLVD,DEER%20PARK,NY)	Graph	1	\$46,675.20	\$46,675.20	\$46,675.20	\$46,675.20
Totals	Graph	1	\$46,675.20	\$46,675.20	\$46,675.20	\$46,675.20

Employer Name/Worksite Address	Graph	Count	Mean Wage	Median Wage	Lowest Wage	Highest Wage
BABYLON AUCTION AND APPRAISALS INC, 44 W JEFERYN BLVD, DEER PARK, NY (https://www.google.com/maps/place/44%20W%20JEFERYN%20BLVD,DEER%20PARK,NY)	Graph	1	\$46,675.20	\$46,675.20	\$46,675.20	\$46,675.20
Totals	Graph	1	\$46,675.20	\$46,675.20	\$46,675.20	\$46,675.20

Latitude: 40.760208 Longitude: -73.98012

Employer Name/Employer Address	Graph	Count	Mean Wage	Median Wage	Lowest Wage	Highest Wage
AOZORA BANK LTD., 1270 AVENUE OF THE AMERICAS, SUITE 1040, NEW YORK, NY (https://www.google.com/maps/place/1270%20AVENUE%20OF%20THE%20AMERICAS,%20SUITE%201040,NEW%20YORK,NY)	Graph	1	\$160,000.00	\$160,000.00	\$160,000.00	\$160,000.00
DEROSA RESEARCH & TRADING, INC., 1270 AVENUE OF THE AMERICAS, NEW YORK, NY (https://www.google.com/maps/place/1270%20AVENUE%20OF%20THE%20AMERICAS,NEW%20YORK,NY)	Graph	1	\$101,254.00	\$101,254.00	\$101,254.00	\$101,254.00
EXPERT ADMISSIONS, INC., 1270 AVENUE OF THE AMERICAS, NEW YORK, NY (https://www.google.com/maps/place/1270%20AVENUE%20OF%20THE%20AMERICAS,NEW%20YORK,NY)	Graph	1	\$50,000.00	\$50,000.00	\$50,000.00	\$50,000.00
LONDON STOCK EXCHANGE GROUP HOLDINGS, INC., 1270 AVENUE OF THE AMERICAS, NEW YORK, NY (https://www.google.com/maps/place/1270%20AVENUE%20OF%20THE%20AMERICAS,NEW%20YORK,NY)	Graph	1	\$100,000.00	\$100,000.00	\$100,000.00	\$100,000.00

Employer Name/Employer Address	Graph	Count	Mean Wage	Median Wage	
ODGERS BERNDTSON LLC, 1270 AVENUE OF THE AMERICAS, NEW YORK, NY (https://www.google.com/maps/place/1270%20AVENUE%20OF%20THE%20AMERICAS,NEW%20YORK,NY)	Graph	1	\$60,000.00	\$60,000.00	\$
PALLADIUM CAPITAL MANAGEMENT IV LLC, 1270 AVENUE OF THE AMERICAS, 31ST FLOOR, NEW YORK, NY (https://www.google.com/maps/place/1270%20AVENUE%20OF%20THE%20AMERICAS,%2031ST%20FLOOR,NEW%20YORK,NY)	Graph	1	\$75,000.00	\$75,000.00	\$
THE MILLBURN CORPORATION, 1270 AVENUE OF THE AMERICAS, NEW YORK, NY (https://www.google.com/maps/place/1270%20AVENUE%20OF%20THE%20AMERICAS,NEW%20YORK,NY)	Graph	1	\$75,000.00	\$75,000.00	\$
KIG WEALTH MANAGEMENT, 1270 AVENUE OF THE AMERICAS, NEW YORK, NY (https://www.google.com/maps/place/1270%20AVENUE%20OF%20THE%20AMERICAS,NEW%20YORK,NY)	Graph	2	\$65,748.80	\$65,748.80	\$
KRANE FUNDS ADVISORS LLC, 1270 AVENUE OF THE AMERICAS, SUITE 2217, NEW YORK, NY (https://www.google.com/maps/place/1270%20AVENUE%20OF%20THE%20AMERICAS,%20SUITE%202217,NEW%20YORK,NY)	Graph	2	\$132,874.50	\$65,749.00	\$
LONDON STOCK EXCHANGE GROUP HOLDINGS INC, 1270 AVENUE OF THE AMERICAS, NEW YORK, NY (https://www.google.com/maps/place/1270%20AVENUE%20OF%20THE%20AMERICAS,NEW%20YORK,NY)	Graph	2	\$100,000.00	\$60,000.00	\$
TCI FUND MANAGEMENT US INC, 1270 AVENUE OF THE AMERICAS, NEW YORK, NY (https://www.google.com/maps/place/1270%20AVENUE%20OF%20THE%20AMERICAS,NEW%20YORK,NY)	Graph	2	\$199,500.00	\$154,000.00	\$1
LONDON STOCK EXCHANGE GROUP HOLDINGS INC., 1270 AVENUE OF THE AMERICAS, NEW YORK, NY (https://www.google.com/maps/place/1270%20AVENUE%20OF%20THE%20AMERICAS,NEW%20YORK,NY)	Graph	24	\$101,821.33	\$100,000.00	\$
Totals	Graph	39	\$104,133.66	\$100,000.00	\$

Employer Name/Worksite Address	Graph	Count	Mean Wage	Median Wage	
AOZORA BANK LTD., 1270 AVENUE OF THE AMERICAS, SUITE 1040, NEW YORK, NY (https://www.google.com/maps/place/1270%20AVENUE%20OF%20THE%20AMERICAS,%20SUITE%201040,NEW%20YORK,NY)	Graph	1	\$160,000.00	\$160,000.00	\$1
KIG WEALTH MANAGEMENT LLC, 1270 AVE OF THE AMERICAS, SUITE 302, NEW YORK, NY (https://www.google.com/maps/place/1270%20AVE%20OF%20THE%20AMERICAS,%20SUITE%20302,NEW%20YORK,NY)	Graph	1	\$65,749.00	\$65,749.00	\$
PALLADIUM CAPITAL MANAGEMENT IV LLC, 1270 AVENUE OF THE AMERICAS, 31ST FLOOR, NEW YORK, NY (https://www.google.com/maps/place/1270%20AVENUE%20OF%20THE%20AMERICAS,%2031ST%20FLOOR,NEW%20YORK,NY)	Graph	1	\$75,000.00	\$75,000.00	\$
KRANE FUNDS ADVISORS LLC, 1270 AVENUE OF THE AMERICAS, SUITE 2217, NEW YORK, NY (https://www.google.com/maps/place/1270%20AVENUE%20OF%20THE%20AMERICAS,%20SUITE%202217,NEW%20YORK,NY)	Graph	2	\$132,874.50	\$65,749.00	\$
LONDON STOCK EXCHANGE GROUP HOLDINGS INC., 1270 AVENUE OF THE AMERICAS, NEW YORK, NY (https://www.google.com/maps/place/1270%20AVENUE%20OF%20THE%20AMERICAS,NEW%20YORK,NY)	Graph	16	\$99,921.98	\$70,000.00	\$
Totals	Graph	21	\$103,107.12	\$75,000.00	\$

Latitude: 40.76022 Longitude: -73.976056

Employer Name/Employer Address	Graph	Count	Mean Wage	Median Wage	Lowest Wage	Highest Wage
COLLIERS INTERNATIONAL NY LLC, 666 FIFTH AVENUE, NEW YORK, NY (https://www.google.com/maps/place/666%20FIFTH%20AVENUE,NEW%20YORK,NY)	Graph	1	\$95,160.00	\$95,160.00	\$95,160.00	\$95,160.00
COLLIERS INTERNATIONAL NY, LLC, 666 5TH AVENUE, NEW YORK, NY (https://www.google.com/maps/place/666%205TH%20AVENUE,NEW%20YORK,NY)	Graph	1	\$55,286.00	\$55,286.00	\$55,286.00	\$55,286.00
HENRI BENDEL, INC., 666 5TH AVENUE, NEW YORK, NY (https://www.google.com/maps/place/666%205TH%20AVENUE,NEW%20YORK,NY)	Graph	2	\$98,000.00	\$98,000.00	\$98,000.00	\$98,000.00
MPG OPERATIONS LLC, 666 FIFTH AVENUE, NEW YORK, NY (https://www.google.com/maps/place/666%20FIFTH%20AVENUE,NEW%20YORK,NY)	Graph	2	\$165,000.00	\$165,000.00	\$165,000.00	\$165,000.00
WESTMINSTER MANAGEMENT LLC, 666 FIFTH AVENUE, NEW YORK, NY (https://www.google.com/maps/place/666%20FIFTH%20AVENUE,NEW%20YORK,NY)	Graph	2	\$47,590.00	\$47,590.00	\$47,590.00	\$47,590.00
MPG OPERATIONS LLC, 666 FIFTH AVE, NEW YORK, NY (https://www.google.com/maps/place/666%20FIFTH%20AVE,NEW%20YORK,NY)	Graph	5	\$122,280.00	\$135,000.00	\$68,400.00	\$139,000.00
MPG OPERATIONS LLC, 666 FIFTH AVE., NEW YORK, NY (https://www.google.com/maps/place/666%20FIFTH%20AVE.,NEW%20YORK,NY)	Graph	55	\$121,947.75	\$137,000.00	\$50,400.00	\$232,000.00
Totals	Graph	68	\$118,972.82	\$132,000.00	\$47,590.00	\$232,000.00

Employer Name/Worksite Address	Graph	Count	Mean Wage	Median Wage	Lowest Wage	Highest Wage
--------------------------------	-------	-------	-----------	-------------	-------------	--------------

Employer Name/Worksite Address	Graph	Count	Mean Wage	Median Wage	Lowest Wage	Highest Wage
HARTMANN, DOHERTY, ROSA, BERMAN & BULBULIA LLC, 666 5TH AVENUE, 28TH FLOOR, NEW YORK, NY (https://www.google.com/maps/place/666%205TH%20AVENUE,%2028TH%20FLOOR,NEW%20YORK,NY)	Graph	1	\$57,137.60	\$57,137.60	\$57,137.60	\$57,137.60
SYNECHRON, INC., 666 FIFTH AVENUE, 8TH FLOOR, NEW YORK, NY (https://www.google.com/maps/place/666%20FIFTH%20AVENUE,%208TH%20FLOOR,NEW%20YORK,NY)	Graph	2	\$70,221.00	\$70,221.00	\$70,221.00	\$70,221.00
VINSON & ELKINS L.L.P., 666 FIFTH AVENUE, 26TH FLOOR, NEW YORK, NY (https://www.google.com/maps/place/666%20FIFTH%20AVENUE,%2026TH%20FLOOR,NEW%20YORK,NY)	Graph	2	\$207,500.00	\$180,000.00	\$180,000.00	\$235,000
GREYCELL LABS INC, 666 5TH AVE, NEW YORK CITY, NY (https://www.google.com/maps/place/666%205TH%20AVE,NEW%20YORK%20CITY,NY)	Graph	3	\$83,000.00	\$80,000.00	\$65,000.00	\$104,000
MPG OPERATIONS LLC, 666 FIFTH AVE., NEW YORK, NY (https://www.google.com/maps/place/666%20FIFTH%20AVE.,NEW%20YORK,NY)	Graph	3	\$150,000.00	\$150,000.00	\$150,000.00	\$150,000
MPG OPERATIONS LLC, 666 FIFTH AVE, NEW YORK, NY (https://www.google.com/maps/place/666%20FIFTH%20AVE,NEW%20YORK,NY)	Graph	4	\$137,750.00	\$137,000.00	\$137,000.00	\$139,000
MPG OPERATIONS LLC, 666 5TH AVENUE, NEW YORK, NY (https://www.google.com/maps/place/666%205TH%20AVENUE,NEW%20YORK,NY)	Graph	22	\$127,594.82	\$136,000.00	\$55,286.00	\$160,000
MPG OPERATIONS LLC, 666 FIFTH AVENUE, NEW YORK, NY (https://www.google.com/maps/place/666%20FIFTH%20AVENUE,NEW%20YORK,NY)	Graph	45	\$115,979.29	\$124,592.00	\$47,590.00	\$232,000
Totals	Graph	82	\$120,594.31	\$132,000.00	\$47,590.00	\$235,000

Latitude: 40.760226 Longitude: -73.789812

Employer Name/Employer Address	Graph	Count	Mean Wage	Median Wage	Lowest Wage	Highest Wage
TRILLIUM ENTERPRISE INC., 40-50 192ND STREET, FLUSHING, NY (https://www.google.com/maps/place/40-50%20192ND%20STREET,FLUSHING,NY)	Graph	1	\$59,000.00	\$59,000.00	\$59,000.00	\$59,000.00
NY FIRE LLC, 40-50 192ND STREET, FLUSHING, NY (https://www.google.com/maps/place/40-50%20192ND%20STREET,FLUSHING,NY)	Graph	5	\$50,664.64	\$46,820.80	\$38,771.20	\$66,560.00
Totals	Graph	6	\$52,053.87	\$46,820.80	\$38,771.20	\$66,560.00

Employer Name/Worksite Address	Graph	Count	Mean Wage	Median Wage	Lowest Wage	Highest Wage
NY FIRE LLC, 40-50 192ND STREET, FLUSHING, NY (https://www.google.com/maps/place/40-50%20192ND%20STREET,FLUSHING,NY)	Graph	6	\$52,053.87	\$46,820.80	\$38,771.20	\$66,560.00
Totals	Graph	6	\$52,053.87	\$46,820.80	\$38,771.20	\$66,560.00

Latitude: 40.76023 Longitude: -73.9023

Employer Name/Employer Address	Graph	Count	Mean Wage	Median Wage	Lowest Wage	Highest Wage
ASHNU INTERNATIONAL INC., 58-09 28TH AVE, WOODSIDE, NY (https://www.google.com/maps/place/58-09%2028TH%20AVE,WOODSIDE,NY)	Graph	1	\$50,000.00	\$50,000.00	\$50,000.00	\$50,000.00
ASHNU INTERNATIONAL INC., 58-09 28TH AVENUE, WOODSIDE, NY (https://www.google.com/maps/place/58-09%2028TH%20AVENUE,WOODSIDE,NY)	Graph	2	\$60,000.00	\$60,000.00	\$60,000.00	\$60,000.00
Totals	Graph	3	\$56,666.67	\$60,000.00	\$50,000.00	\$60,000.00

Employer Name/Worksite Address	Graph	Count	Mean Wage	Median Wage	Lowest Wage	Highest Wage
ASHNU INTERNATIONAL INC., 58-09 28TH AVE, WOODSIDE, NY (https://www.google.com/maps/place/58-09%2028TH%20AVE,WOODSIDE,NY)	Graph	2	\$55,000.00	\$50,000.00	\$50,000.00	\$60,000.00
Totals	Graph	2	\$55,000.00	\$50,000.00	\$50,000.00	\$60,000.00

Latitude: 40.760264 Longitude: -73.97725

Employer Name/Employer Address	Graph	Count	Mean Wage	Median Wage	Lowest Wage	
ACCORDION PARTNERS, 31 WEST 52ND STREET, NEW YORK, NY (https://www.google.com/maps/place/31%20WEST%2052ND%20STREET,NEW%20YORK,NY)	Graph	1	\$100,000.00	\$100,000.00	\$100,000.00	\$
CENTERVIEW PARTNERS, LLC, 31 WEST 52ND STREET, NEW YORK, NY (https://www.google.com/maps/place/31%20WEST%2052ND%20STREET,NEW%20YORK,NY)	Graph	2	\$85,000.00	\$85,000.00	\$85,000.00	:
HOLLAND & KNIGHT LLP, 31 WEST 52ND STREET, NEW YORK, NY (https://www.google.com/maps/place/31%20WEST%2052ND%20STREET,NEW%20YORK,NY)	Graph	2	\$180,000.00	\$180,000.00	\$180,000.00	\$
ACCORDION PARTNERS LLC, 31 WEST 52ND STREET, 16TH FLOOR, NEW YORK, NY (https://www.google.com/maps/place/31%20WEST%2052ND%20STREET,%2016TH%20FLOOR,NEW%20YORK,NY)	Graph	3	\$136,666.67	\$140,000.00	\$110,000.00	\$
CLIFFORD CHANCE US LLP, 31 WEST 52ND STREET, NEW YORK, NY (https://www.google.com/maps/place/31%20WEST%2052ND%20STREET,NEW%20YORK,NY)	Graph	7	\$202,857.14	\$180,000.00	\$180,000.00	\$
TD SECURITIES (USA) LLC, 31 WEST 52ND STREET, NEW YORK, NY (https://www.google.com/maps/place/31%20WEST%2052ND%20STREET,NEW%20YORK,NY)	Graph	29	\$142,227.59	\$139,000.00	\$85,000.00	\$
Totals	Graph	44	\$149,650.00	\$150,000.00	\$85,000.00	\$



Employer Name/Worksite Address	Graph	Count	Mean Wage	Median Wage	Lowest Wage	
SBM GROUP INC, 31 W 52ND STREET, NEW YORK, NY (https://www.google.com/maps/place/31%20W%2052ND%20STREET,NEW%20YORK,NY)	Graph	1	\$90,000.00	\$90,000.00	\$90,000.00	:
SBM GROUP INC, 31 WEST 52ND ST, NEW YORK, NY (https://www.google.com/maps/place/31%20WEST%2052ND%20ST,NEW%20YORK,NY)	Graph	1	\$105,000.00	\$105,000.00	\$105,000.00	\$
SYNECHRON US SYSTEMS INTEGRATION LLC, 31 W 52ND ST, NEW YORK, NY (https://www.google.com/maps/place/31%20W%2052ND%20ST,NEW%20YORK,NY)	Graph	1	\$100,000.00	\$100,000.00	\$100,000.00	\$
ACCORDION PARTNERS LLC, 31 WEST 52ND STREET, 16TH FLOOR, NEW YORK, NY (https://www.google.com/maps/place/31%20WEST%2052ND%20STREET,%2016TH%20FLOOR,NEW%20YORK,NY)	Graph	3	\$136,666.67	\$140,000.00	\$110,000.00	\$
TD SECURITIES (USA) LLC, 31 WEST 52ND STREET, NEW YORK, NY (https://www.google.com/maps/place/31%20WEST%2052ND%20STREET,NEW%20YORK,NY)	Graph	40	\$152,240.00	\$150,000.00	\$85,000.00	\$
Totals	Graph	46	\$147,708.70	\$145,000.00	\$85,000.00	\$






Latitude: 40.760285 Longitude: -73.975846

Employer Name/Worksite Address	Graph	Count	Mean Wage	Median Wage	Lowest Wage	Highest Wage
INDUSTRIAL AND COMMERCIAL BANK OF CHINA LIMITED, 680 5TH AVENUE, NEW YORK, NY (https://www.google.com/maps/place/680%205TH%20AVENUE,NEW%20YORK,NY)	Graph	4	\$88,500.00	\$80,000.00	\$65,000.00	\$129,000.00
Totals	Graph	4	\$88,500.00	\$80,000.00	\$65,000.00	\$129,000.00


Latitude: 40.760297 Longitude: -73.829817



Employer Name/Employer Address	Graph	Count	Mean Wage	Median Wage	Lowest Wage	Highest Wage
DEMIDCHIK LAW FIRM, PLLC, 136-18 39TH AVENUE, FLUSHING, NY (https://www.google.com/maps/place/136-18%2039TH%20AVENUE,FLUSHING,NY)	Graph	1	\$48,000.00	\$48,000.00	\$48,000.00	\$48,000.00
LAW OFFICES OF LI & ASSOCIATES, PLLC, 136-18 39TH AVENUE, FLUSHING, NY (https://www.google.com/maps/place/136-18%2039TH%20AVENUE,FLUSHING,NY)	Graph	1	\$83,200.00	\$83,200.00	\$83,200.00	\$83,200.00
LONG ISLAND BUSINESS INSTITUTE, 136-18 39TH AVENUE, FLUSHING, NY (https://www.google.com/maps/place/136-18%2039TH%20AVENUE,FLUSHING,NY)	Graph	1	\$54,413.00	\$54,413.00	\$54,413.00	\$54,413.00
DEMIDCHIK LAW FIRM, PLLC, 136-18 39TH AVE, STE 706, FLUSHING, NY (https://www.google.com/maps/place/136-18%2039TH%20AVE,%20STE%20706,FLUSHING,NY)	Graph	2	\$66,426.40	\$52,852.80	\$52,852.80	\$80,000.00
HANG & ASSOCIATES, PLLC, 136-18 39TH AVE, FLUSHING, NY (https://www.google.com/maps/place/136-18%2039TH%20AVE,FLUSHING,NY)	Graph	2	\$45,843.00	\$45,843.00	\$45,843.00	\$45,843.00
POLONY CONSULTING INC., 136-18 39TH AVENUE, FLUSHING, NY (https://www.google.com/maps/place/136-18%2039TH%20AVENUE,FLUSHING,NY)	Graph	2	\$52,436.80	\$46,675.20	\$46,675.20	\$58,198.40
SHENGJIN YANG, 136-18 39TH AVENUE, FLUSHING, NY (https://www.google.com/maps/place/136-18%2039TH%20AVENUE,FLUSHING,NY)	Graph	3	\$67,253.33	\$81,120.00	\$39,520.00	\$81,120.00

Employer Name/Employer Address	Graph	Count	Mean Wage	Median Wage	Lowest Wage	Highest Wage
DEMIDCHIK LAW FIRM, PLLC, 136-18 39TH AVE, 8TH FLOOR, FLUSHING, NY (https://www.google.com/maps/place/136-18%2039TH%20AVE,%208TH%20FLOOR,FLUSHING,NY)		4	\$50,819.45	\$45,843.00	\$45,843.00	\$65,748.80
Totals		16	\$57,503.95	\$48,000.00	\$39,520.00	\$83,200.00



Employer Name/Worksite Address	Graph	Count	Mean Wage	Median Wage	Lowest Wage	Highest Wage
DEMIDCHIK LAW FIRM, PLLC, 136-18 39TH AVE, STE 706, FLUSHING, NY (https://www.google.com/maps/place/136-18%2039TH%20AVE,%20STE%20706,FLUSHING,NY)		2	\$66,426.40	\$52,852.80	\$52,852.80	\$80,000.00
HANG & ASSOCIATES, PLLC, 136-18 39TH AVE, FLUSHING, NY (https://www.google.com/maps/place/136-18%2039TH%20AVE,FLUSHING,NY)		2	\$45,843.00	\$45,843.00	\$45,843.00	\$45,843.00
DEMIDCHIK LAW FIRM, PLLC, 136-18 39TH AVE, 8TH FLOOR, FLUSHING, NY (https://www.google.com/maps/place/136-18%2039TH%20AVE,%208TH%20FLOOR,FLUSHING,NY)		5	\$56,480.20	\$45,843.00	\$45,843.00	\$79,123.20
LAW OFFICES OF LI & ASSOCIATES, PLLC, 136-18 39TH AVENUE, FLUSHING, NY (https://www.google.com/maps/place/136-18%2039TH%20AVENUE,FLUSHING,NY)		8	\$61,530.83	\$54,413.00	\$39,520.00	\$83,200.00
Totals		17	\$58,775.67	\$52,852.80	\$39,520.00	\$83,200.00



Latitude: 40.76032 Longitude: -73.83198

Employer Name/Employer Address	Graph	Count	Mean Wage	Median Wage	Lowest Wage	Highest Wage
ST. GEORGE'S CHURCH, 135-32 38TH AVENUE, FLUSHING, NY (https://www.google.com/maps/place/135-32%2038TH%20AVENUE,FLUSHING,NY)		1	\$35,360.00	\$35,360.00	\$35,360.00	\$35,360.00
Totals		1	\$35,360.00	\$35,360.00	\$35,360.00	\$35,360.00

Employer Name/Worksite Address	Graph	Count	Mean Wage	Median Wage	Lowest Wage	Highest Wage
ST. GEORGE'S CHURCH, 135-32 38TH AVENUE, FLUSHING, NY (https://www.google.com/maps/place/135-32%2038TH%20AVENUE,FLUSHING,NY)		1	\$35,360.00	\$35,360.00	\$35,360.00	\$35,360.00
Totals		1	\$35,360.00	\$35,360.00	\$35,360.00	\$35,360.00

Latitude: 40.760346 Longitude: -73.830443

Employer Name/Employer Address	Graph	Count	Mean Wage	Median Wage	Lowest Wage	Highest Wage
EASTERN ACCOUNTING & TAX INC, 3708 MAIN STREET, FLUSHING, NY (https://www.google.com/maps/place/3708%20MAIN%20STREET,FLUSHING,NY)		3	\$56,160.00	\$56,160.00	\$56,160.00	\$56,160.00
Totals		3	\$56,160.00	\$56,160.00	\$56,160.00	\$56,160.00

Employer Name/Worksite Address	Graph	Count	Mean Wage	Median Wage	Lowest Wage	Highest Wage
EASTERN ACCOUNTING & TAX INC, 3708 MAIN STREET, FLUSHING, NY (https://www.google.com/maps/place/3708%20MAIN%20STREET,FLUSHING,NY)		3	\$56,160.00	\$56,160.00	\$56,160.00	\$56,160.00
Totals		3	\$56,160.00	\$56,160.00	\$56,160.00	\$56,160.00

Latitude: 40.760355 Longitude: -73.980177

Employer Name/Employer Address	Graph	Count	Mean Wage	Median Wage	Lowest Wage	Highest Wage
COMPLEX MEDIA, INC., 1271 6TH AVENUE, NEW YORK, NY (https://www.google.com/maps/place/1271%206TH%20AVENUE,NEW%20YORK,NY)		6	\$62,750.00	\$57,500.00	\$45,000.00	\$100,000.00
HEDGESERV CORPORATION, 1271 AVENUE OF THE AMERICAS, NEW YORK, NY (https://www.google.com/maps/place/1271%20AVENUE%20OF%20THE%20AMERICAS,NEW%20YORK,NY)		10	\$101,242.00	\$85,000.00	\$50,000.00	\$200,000.00

Employer Name/Employer Address	Graph	Count	Mean Wage	Median Wage	Lowest Wage	Highest Wage
Totals	Graph	16	\$86,807.50	\$60,000.00	\$45,000.00	\$200,000.00

Employer Name/Worksite Address	Graph	Count	Mean Wage	Median Wage	Lowest Wage
EDGE IT CORP, 1271 AVENUE OF THE AMERICAS, NEW YORK CITY, NY (https://www.google.com/maps/place/1271%20AVENUE%20OF%20THE%20AMERICAS,NEW%20YORK%20CITY,NY)	Graph	1	\$61,734.00	\$61,734.00	\$61,734.00
PERIGON INFOTECH INC, 1271 AVENUE OF THE AMERICAS,, NEW YORK, NY (https://www.google.com/maps/place/1271%20AVENUE%20OF%20THE%20AMERICAS,,NEW%20YORK,NY)	Graph	1	\$64,813.00	\$64,813.00	\$64,813.00
SGS TECHNOLOGIE, LLC, 1271 6TH AVE., NEW YORK, NY (https://www.google.com/maps/place/1271%206TH%20AVE.,NEW%20YORK,NY)	Graph	1	\$110,000.00	\$110,000.00	\$110,000.00
INFOSTRETCH CORPORATION, 1271 AVE OF THE AMERICAS, NEW YORK, NY (https://www.google.com/maps/place/1271%20AVE%20OF%20THE%20AMERICAS,NEW%20YORK,NY)	Graph	2	\$100,000.00	\$90,000.00	\$90,000.00
HP INFOSYSTEMS LLC, 1271 6TH AVE, NEW YORK, NY (https://www.google.com/maps/place/1271%206TH%20AVE,NEW%20YORK,NY)	Graph	3	\$79,772.33	\$88,317.00	\$56,000.00
COMPLEX MEDIA, INC., 1271 6TH AVENUE, NEW YORK, NY (https://www.google.com/maps/place/1271%206TH%20AVENUE,NEW%20YORK,NY)	Graph	8	\$74,283.50	\$60,000.00	\$45,000.00
SANDOW MEDIA , LLC, 1271 AVENUE OF THE AMERICAS, NEW YORK, NY (https://www.google.com/maps/place/1271%20AVENUE%20OF%20THE%20AMERICAS,NEW%20YORK,NY)	Graph	93	\$72,712.39	\$64,813.00	\$38,771.00
Totals	Graph	109	\$73,691.60	\$64,813.00	\$38,771.00

Latitude: 40.760374 Longitude: -73.981385

Employer Name/Employer Address	Graph	Count	Mean Wage	Median Wage	Lowest Wage	Highest Wage
FAREPORTAL INC. D/B/A CHEAPOAIR, 135 WEST 50TH STREET, NEW YORK, NY (https://www.google.com/maps/place/135%20WEST%2050TH%20STREET,NEW%20YORK,NY)	Graph	1	\$115,000.00	\$115,000.00	\$115,000.00	\$115,000.00
FTS-US,INC, 135 WEST 50TH ST 19TH FLR, NEW YORK, NY (https://www.google.com/maps/place/135%20WEST%2050TH%20ST%20%2019TH%20FLR,NEW%20YORK,NY)	Graph	1	\$53,200.00	\$53,200.00	\$53,200.00	\$53,200.00
INSIGMA US, INC., 135 WEST 50TH STREET, NEW YORK, NY (https://www.google.com/maps/place/135%20WEST%2050TH%20STREET,NEW%20YORK,NY)	Graph	1	\$146,362.00	\$146,362.00	\$146,362.00	\$146,362.00
EUROTECH CONSTRUCTION CORP, 135 WEST 50TH STREET, NEW YORK, NY (https://www.google.com/maps/place/135%20WEST%2050TH%20STREET,NEW%20YORK,NY)	Graph	2	\$49,689.60	\$49,379.20	\$49,379.20	\$50,000.00
WEISERMAZARS LLP, 135 WEST 50TH STREET, NEW YORK, NY (https://www.google.com/maps/place/135%20WEST%2050TH%20STREET,NEW%20YORK,NY)	Graph	2	\$63,500.00	\$57,000.00	\$57,000.00	\$70,000.00
FAREPORTAL INC., 135 WEST 50TH STREET, NEW YORK, NY (https://www.google.com/maps/place/135%20WEST%2050TH%20STREET,NEW%20YORK,NY)	Graph	4	\$98,220.75	\$75,000.00	\$58,198.00	\$180,000.00
MAZARS USA LLP, 135 WEST 50TH STREET, NEW YORK, NY (https://www.google.com/maps/place/135%20WEST%2050TH%20STREET,NEW%20YORK,NY)	Graph	6	\$59,165.83	\$55,765.00	\$55,765.00	\$76,000.00
FAREPORTAL INC, 135 WEST 50TH STREET, NEW YORK, NY (https://www.google.com/maps/place/135%20WEST%2050TH%20STREET,NEW%20YORK,NY)	Graph	23	\$107,857.57	\$107,500.00	\$55,120.00	\$165,000.00
Totals	Graph	40	\$94,238.58	\$100,000.00	\$49,379.20	\$180,000.00

Employer Name/Worksite Address	Graph	Count	Mean Wage	Median Wage	Lowest Wage
GAVS TECHNOLOGIES N.A., INC., 135 WEST 50TH ST, NEW YORK, NY (https://www.google.com/maps/place/135%20WEST%2050TH%20ST,NEW%20YORK,NY)	Graph	1	\$69,701.00	\$69,701.00	\$69,701.00
GAVS TECHNOLOGIES N.A., INC., 135 WEST 50TH STREET, 6TH FLOOR, NEW YORK, NY (https://www.google.com/maps/place/135%20WEST%2050TH%20STREET,%206TH%20FLOOR,NEW%20YORK,NY)	Graph	1	\$69,867.00	\$69,867.00	\$69,867.00
MARVEL ENTERTAINMENT, LLC, 135 WEST 50TH STREET, NEW YORK, NY (https://www.google.com/maps/place/135%20WEST%2050TH%20STREET,NEW%20%20YORK,NY)	Graph	1	\$124,600.00	\$124,600.00	\$124,600.00
HEXAWARE TECHNOLOGIES, INC., ALLIANCE CAPITAL MANAGEMENT, NEW YORK, NY (https://www.google.com/maps/place/ALLIANCE%20CAPITAL%20MANAGEMENT,NEW%20YORK,NY)	Graph	3	\$70,600.00	\$72,600.00	\$66,600.00
PIXEL SYSTEMS INC., 135 W 50TH STREET, NEW YORK, NY (https://www.google.com/maps/place/135%20W%2050TH%20STREET,NEW%20YORK,NY)	Graph	4	\$72,425.00	\$63,000.00	\$63,000.00

Employer Name/Worksite Address	Graph	Count	Mean Wage	Median Wage	Lowest Wage	
WEISERMAZARS LLP, 135 WEST 50TH STREET, NEW YORK, NY (https://www.google.com/maps/place/135%20WEST%2050TH%20STREET,NEW%20YORK,NY)	Graph	46	\$91,892.42	\$85,000.00	\$49,379.20	\$
Totals	Graph	56	\$89,155.70	\$75,000.00	\$49,379.20	\$

Latitude: 40.760381 Longitude: -73.9701

Employer Name/Employer Address	Graph	Count	Mean Wage	Median Wage	Lowest Wage	Highest Wage
QUEST PARTNERS LLC, 126 E 56 ST, NEW YORK, NY (https://www.google.com/maps/place/126%20E%2056%20ST,NEW%20YORK,NY)	Graph	1	\$175,000.00	\$175,000.00	\$175,000.00	\$175,000.00
CONSTELLATION CAPITAL MANAGEMENT, 126 E 56TH STREET, NEW YORK, NY (https://www.google.com/maps/place/126%20E%2056TH%20STREET,NEW%20YORK,NY)	Graph	2	\$75,000.00	\$75,000.00	\$75,000.00	\$75,000.00
Totals	Graph	3	\$108,333.33	\$75,000.00	\$75,000.00	\$175,000.00

Employer Name/Worksite Address	Graph	Count	Mean Wage	Median Wage	Lowest Wage	Highest Wage
BBAM US LP, 126 EAST 56TH ST., NEW YORK, NY (https://www.google.com/maps/place/126%20EAST%2056TH%20ST.,NEW%20YORK,NY)	Graph	1	\$125,000.00	\$125,000.00	\$125,000.00	\$125,000.00
CONSTELLATION CAPITAL MANAGEMENT, 126 E 56TH STREET, NEW YORK, NY (https://www.google.com/maps/place/126%20E%2056TH%20STREET,NEW%20YORK,NY)	Graph	2	\$75,000.00	\$75,000.00	\$75,000.00	\$75,000.00
QUEST PARTNERS LLC, 126 E 56 ST, NEW YORK, NY (https://www.google.com/maps/place/126%20E%2056%20ST,NEW%20YORK,NY)	Graph	3	\$125,000.00	\$100,000.00	\$100,000.00	\$175,000.00
Totals	Graph	6	\$108,333.33	\$100,000.00	\$75,000.00	\$175,000.00

Latitude: 40.76039 Longitude: -73.830011

Employer Name/Employer Address	Graph	Count	Mean Wage	Median Wage	Lowest Wage	Highest Wage
INDEPENDENT FILM INTERNATIONAL FOUNDATION FOR STUDENTS, INC., 136-17 39TH AVE., FLUSHING, NY (https://www.google.com/maps/place/136-17%2039TH%20AVE.,FLUSHING,NY)	Graph	1	\$52,000.00	\$52,000.00	\$52,000.00	\$52,000.00
Totals	Graph	1	\$52,000.00	\$52,000.00	\$52,000.00	\$52,000.00

Employer Name/Worksite Address	Graph	Count	Mean Wage	Median Wage	Lowest Wage	Highest Wage
INDEPENDENT FILM INTERNATIONAL FOUNDATION FOR STUDENTS, INC., 136-17 39TH AVE., FLUSHING, NY (https://www.google.com/maps/place/136-17%2039TH%20AVE.,FLUSHING,NY)	Graph	1	\$52,000.00	\$52,000.00	\$52,000.00	\$52,000.00
Totals	Graph	1	\$52,000.00	\$52,000.00	\$52,000.00	\$52,000.00

Latitude: 40.760405 Longitude: -73.832138

Employer Name/Employer Address	Graph	Count	Mean Wage	Median Wage	Lowest Wage	Highest Wage
ULTHERNO INC., 135-27 38TH AVENUE, SUITE 101, FLUSHING, NY (https://www.google.com/maps/place/135-27%2038TH%20AVENUE,%20SUITE%20101,FLUSHING,NY)	Graph	1	\$51,022.40	\$51,022.40	\$51,022.40	\$51,022.40
Totals	Graph	1	\$51,022.40	\$51,022.40	\$51,022.40	\$51,022.40

Employer Name/Worksite Address	Graph	Count	Mean Wage	Median Wage	Lowest Wage	Highest Wage
ULTHERNO INC., 135-27 38TH AVENUE, SUITE 101, FLUSHING, NY (https://www.google.com/maps/place/135-27%2038TH%20AVENUE,%20SUITE%20101,FLUSHING,NY)	Graph	1	\$51,022.40	\$51,022.40	\$51,022.40	\$51,022.40
Totals	Graph	1	\$51,022.40	\$51,022.40	\$51,022.40	\$51,022.40

Latitude: 40.760419 Longitude: -73.973644

Employer Name/Employer Address	Graph	Count	Mean Wage	Median Wage	Lowest Wage	Highest Wage
MCP ADVISORS, INC., 535 MADISON AVENUE, NEW YORK, NY (https://www.google.com/maps/place/535%20MADISON%20AVENUE,NEW%20YORK,NY)	Graph	1	\$55,764.80	\$55,764.80	\$55,764.80	\$55,764.80
MONARCH ALTERNATIVE CAPITAL LP, 535 MADISON AVENUE, NEW YORK, NY (https://www.google.com/maps/place/535%20MADISON%20AVENUE,NEW%20YORK,NY)	Graph	1	\$105,000.00	\$105,000.00	\$105,000.00	\$105,000.00
VINCI PARTNERS USA, LLC, 535 MADISON AVENUE, NEW YORK, NY (https://www.google.com/maps/place/535%20MADISON%20AVENUE,NEW%20YORK,NY)	Graph	1	\$120,000.00	\$120,000.00	\$120,000.00	\$120,000.00
CANACCORD GENUITY INC., 535 MADISON AVENUE, NEW YORK, NY (https://www.google.com/maps/place/535%20MADISON%20AVENUE,NEW%20YORK,NY)	Graph	2	\$257,500.00	\$215,000.00	\$215,000.00	\$300,000.00
CHINA MERCHANTS BANK CO., LTD., 535 MADISON AVENUE, NEW YORK, NY (https://www.google.com/maps/place/535%20MADISON%20AVENUE,NEW%20YORK,NY)	Graph	4	\$73,442.00	\$70,000.00	\$54,200.00	\$90,000.00
Totals	Graph	9	\$121,059.20	\$90,000.00	\$54,200.00	\$300,000.00

Employer Name/Worksite Address	Graph	Count	Mean Wage	Median Wage	Lowest Wage	Highest Wage
CHINA MERCHANTS BANK CO., LTD., 535 MADISON AVENUE, NEW YORK, NY (https://www.google.com/maps/place/535%20MADISON%20AVENUE,NEW%20YORK,NY)	Graph	10	\$122,018.28	\$90,000.00	\$54,200.00	\$300,000.00
Totals	Graph	10	\$122,018.28	\$90,000.00	\$54,200.00	\$300,000.00

Latitude: 40.760446 Longitude: -73.525591

Employer Name/Worksite Address	Graph	Count	Mean Wage	Median Wage	Lowest Wage	Highest Wage
INFINITE CONSULTING CORP., 117 BROADWAY, HICKSVILLE, NY (https://www.google.com/maps/place/117%20BROADWAY,HICKSVILLE,NY)	Graph	1	\$58,781.00	\$58,781.00	\$58,781.00	\$58,781.00
Totals	Graph	1	\$58,781.00	\$58,781.00	\$58,781.00	\$58,781.00

Latitude: 40.760465 Longitude: -73.834469

Employer Name/Employer Address	Graph	Count	Mean Wage	Median Wage	Lowest Wage	Highest Wage
BIU TECH INC., 133-25 37TH AVE, FLUSHING, NY (https://www.google.com/maps/place/133-25%2037TH%20AVE,FLUSHING,NY)	Graph	1	\$110,240.00	\$110,240.00	\$110,240.00	\$110,240.00
SSAG GROUP INC, 133-25 37TH AVE RM 102, FLUSHING, NY (https://www.google.com/maps/place/133-25%2037TH%20AVE%20RM%20102,FLUSHING,NY)	Graph	1	\$45,760.00	\$45,760.00	\$45,760.00	\$45,760.00
SSAG GROUP INC, 133-25 37TH AVENUE, FLUSHING, NY (https://www.google.com/maps/place/133-25%2037TH%20AVENUE,FLUSHING,NY)	Graph	1	\$109,200.00	\$109,200.00	\$109,200.00	\$109,200.00
Totals	Graph	3	\$88,400.00	\$109,200.00	\$45,760.00	\$110,240.00

Employer Name/Worksite Address	Graph	Count	Mean Wage	Median Wage	Lowest Wage	Highest Wage
BIU TECH INC., 133-25 37TH AVE, FLUSHING, NY (https://www.google.com/maps/place/133-25%2037TH%20AVE,FLUSHING,NY)	Graph	1	\$110,240.00	\$110,240.00	\$110,240.00	\$110,240.00
Totals	Graph	1	\$110,240.00	\$110,240.00	\$110,240.00	\$110,240.00

Latitude: 40.760471 Longitude: -73.796373

Employer Name/Employer Address	Graph	Count	Mean Wage	Median Wage	Lowest Wage	Highest Wage
A & T CORP, 164-07 NORTHERN BLVD., 2A, FLUSHING, NY (https://www.google.com/maps/place/164-07%20NORTHERN%20BLVD.,%202A,FLUSHING,NY)	Graph	1	\$63,300.00	\$63,300.00	\$63,300.00	\$63,300.00

Employer Name/Employer Address	Graph	Count	Mean Wage	Median Wage	Lowest Wage	Highest Wage
A & T ENGINEERING P.C., 164-09 NORTHERN BLVD., 2FL, FLUSHING, NY (https://www.google.com/maps/place/164-09%20NORTHERN%20BLVD.,%202FL,FLUSHING,NY)	Graph	1	\$54,000.00	\$54,000.00	\$54,000.00	\$54,000.00
A & T CORP., 164-07 NOTHERN BLVD., 2A, FLUSHING, NY (https://www.google.com/maps/place/164-07%20NOTHERN%20BLVD.,%202A,FLUSHING,NY)	Graph	2	\$60,500.00	\$58,000.00	\$58,000.00	\$63,000.00
A & T ENGINEERING P.C., 164-09 NOTHERN BLVD., 2FL, FLUSHING, NY (https://www.google.com/maps/place/164-09%20NOTHERN%20BLVD.,%202FL,FLUSHING,NY)	Graph	2	\$63,000.00	\$63,000.00	\$63,000.00	\$63,000.00
PLANIOM GROUP INCORPORATED, 158-14 NORTHERN BLVD. UL 1, FLUSHING, NY (https://www.google.com/maps/place/158-14%20NORTHERN%20BLVD.%20UL%201,FLUSHING,NY)	Graph	3	\$56,111.47	\$55,764.80	\$55,764.80	\$56,804.80
Totals	Graph	9	\$59,181.60	\$58,000.00	\$54,000.00	\$63,300.00

Employer Name/Worksite Address	Graph	Count	Mean Wage	Median Wage	Lowest Wage	Highest Wage
A & T CORP., 164-07 NORTHERN BLVD., 2A, FLUSHING, NY (https://www.google.com/maps/place/164-07%20NORTHERN%20BLVD.,%202A,FLUSHING,NY)	Graph	1	\$63,300.00	\$63,300.00	\$63,300.00	\$63,300.00
A & T ENGINEERING P.C., 164-09 NORTHERN BLVD., 2FL, FLUSHING, NY (https://www.google.com/maps/place/164-09%20NORTHERN%20BLVD.,%202FL,FLUSHING,NY)	Graph	1	\$54,000.00	\$54,000.00	\$54,000.00	\$54,000.00
EVERGREEN ADULT DAY CARE IN NY, INC., 37-10 149TH PLACE, FLUSHING, NY (https://www.google.com/maps/place/37-10%20149TH%20PLACE,FLUSHING,NY)	Graph	1	\$29,120.00	\$29,120.00	\$29,120.00	\$29,120.00
PHILAM PHYSICAL THERAPY, P.C., 42-14 162ND STREET, FLUSHING, NY (https://www.google.com/maps/place/42-14%20162ND%20STREET,FLUSHING,NY)	Graph	1	\$72,800.00	\$72,800.00	\$72,800.00	\$72,800.00
TAN ARCHITECT PC, 19402 NORTHERN BLVD, FLUSHING, NY (https://www.google.com/maps/place/19402%20NORTHERN%20BLVD,FLUSHING,NY)	Graph	1	\$45,760.00	\$45,760.00	\$45,760.00	\$45,760.00
A & T CORP., 164-07 NOTHERN BLVD., 2A, FLUSHING, NY (https://www.google.com/maps/place/164-07%20NOTHERN%20BLVD.,%202A,FLUSHING,NY)	Graph	2	\$60,500.00	\$58,000.00	\$58,000.00	\$63,000.00
A & T ENGINEERING P.C., 164-09 NOTHERN BLVD., 2FL, FLUSHING, NY (https://www.google.com/maps/place/164-09%20NOTHERN%20BLVD.,%202FL,FLUSHING,NY)	Graph	2	\$63,000.00	\$63,000.00	\$63,000.00	\$63,000.00
ACQUIA, INC., *HOME OFFICE: 43-38 164TH STREET, FLUSHING, NY (https://www.google.com/maps/place/*HOME%20OFFICE:%2043-38%20164TH%20STREET,FLUSHING,NY)	Graph	2	\$130,000.00	\$130,000.00	\$130,000.00	\$130,000.00
PLANIOM GROUP INCORPORATED, 158-14 NORTHERN BLVD. UL 1, FLUSHING, NY (https://www.google.com/maps/place/158-14%20NORTHERN%20BLVD.%20UL%201,FLUSHING,NY)	Graph	3	\$56,111.47	\$55,764.80	\$55,764.80	\$56,804.80
Totals	Graph	14	\$67,165.31	\$58,000.00	\$29,120.00	\$130,000.00

Latitude: 40.760472 Longitude: -73.975709

Employer Name/Employer Address	Graph	Count	Mean Wage	Median Wage	Lowest Wage	Highest Wage
EIP VENTURES LLC, 673 FIFTH AVE, NEW YORK, NY (https://www.google.com/maps/place/673%20FIFTH%20AVE,NEW%20YORK,NY)	Graph	1	\$56,160.00	\$56,160.00	\$56,160.00	\$56,160.00
Totals	Graph	1	\$56,160.00	\$56,160.00	\$56,160.00	\$56,160.00

Employer Name/Worksite Address	Graph	Count	Mean Wage	Median Wage	Lowest Wage	Highest Wage
EIP VENTURES LLC, 673 FIFTH AVENUE, NEW YORK, NY (https://www.google.com/maps/place/673%20FIFTH%20AVENUE,NEW%20YORK,NY)	Graph	1	\$56,160.00	\$56,160.00	\$56,160.00	\$56,160.00
Totals	Graph	1	\$56,160.00	\$56,160.00	\$56,160.00	\$56,160.00

Latitude: 40.760488 Longitude: -73.828958

Employer Name/Employer Address	Graph	Count	Mean Wage	Median Wage	Lowest Wage	Highest Wage
--------------------------------	-------	-------	-----------	-------------	-------------	--------------

Employer Name/Employer Address	Graph	Count	Mean Wage	Median Wage	Lowest Wage	Highest Wage
JK TRANSLATION INC., 136-40 39TH AVE, FLUSHING, NY (https://www.google.com/maps/place/136-40%2039TH%20AVE,FLUSHING,NY)	Graph	1	\$40,477.00	\$40,477.00	\$40,477.00	\$40,477.00
LAW OFFICE OF KING L. WU & ASSOCIATES, 136-40 39TH AVENUE, FLUSHING, NY (https://www.google.com/maps/place/136-40%2039TH%20AVENUE,FLUSHING,NY)	Graph	1	\$81,120.00	\$81,120.00	\$81,120.00	\$81,120.00
PREMIER TAX INC., 136-40 39TH AVENUE, SUITE 204, FLUSHING, NY (https://www.google.com/maps/place/136-40%2039TH%20AVENUE,%20SUITE%20204,FLUSHING,NY)	Graph	2	\$49,868.00	\$46,675.00	\$46,675.00	\$53,061.00
RAYMOND CHAN ARCHITECT, P.C., 136-40 39TH AVE, FLUSHING, NY (https://www.google.com/maps/place/136-40%2039TH%20AVE,FLUSHING,NY)	Graph	2	\$64,968.80	\$61,068.80	\$61,068.80	\$68,868.80
LI XU & ASSOCIATES CPA PLLC, 136-40 39TH AVE., STE 508, FLUSHING, NY (https://www.google.com/maps/place/136-40%2039TH%20AVE.,%20STE%20508,FLUSHING,NY)	Graph	3	\$55,764.80	\$55,764.80	\$55,764.80	\$55,764.80
Totals	Graph	9	\$57,618.33	\$55,764.80	\$40,477.00	\$81,120.00

Employer Name/Worksite Address	Graph	Count	Mean Wage	Median Wage	Lowest Wage	Highest Wage
LAW OFFICE OF KING L. WU & ASSOCIATES, 136-40 39TH AVENUE, FLUSHING, NY (https://www.google.com/maps/place/136-40%2039TH%20AVENUE,FLUSHING,NY)	Graph	1	\$81,120.00	\$81,120.00	\$81,120.00	\$81,120.00
LI XU & ASSOCIATES CPA PLLC, 136-40 39TH AVE., STE 508, FLUSHING, NY (https://www.google.com/maps/place/136-40%2039TH%20AVE.,%20STE%20508,FLUSHING,NY)	Graph	3	\$55,764.80	\$55,764.80	\$55,764.80	\$55,764.80
JK TRANSLATION INC., 136-40 39TH AVE, FLUSHING, NY (https://www.google.com/maps/place/136-40%2039TH%20AVE,FLUSHING,NY)	Graph	5	\$60,070.44	\$61,068.80	\$40,477.00	\$68,868.80
Totals	Graph	9	\$60,974.07	\$61,068.80	\$40,477.00	\$81,120.00

Latitude: 40.760504 Longitude: -73.263612

Employer Name/Employer Address	Graph	Count	Mean Wage	Median Wage	Lowest Wage	Highest Wage
MERCH DIRECT LLC, 54 DREXEL DRIVE, BAY SHORE, NY (https://www.google.com/maps/place/54%20DREXEL%20DRIVE,BAY%20SHORE,NY)	Graph	1	\$65,000.00	\$65,000.00	\$65,000.00	\$65,000.00
Totals	Graph	1	\$65,000.00	\$65,000.00	\$65,000.00	\$65,000.00

Employer Name/Worksite Address	Graph	Count	Mean Wage	Median Wage	Lowest Wage	Highest Wage
MERCH DIRECT LLC, 54 DREXEL DRIVE, BAY SHORE, NY (https://www.google.com/maps/place/54%20DREXEL%20DRIVE,BAY%20SHORE,NY)	Graph	1	\$65,000.00	\$65,000.00	\$65,000.00	\$65,000.00
Totals	Graph	1	\$65,000.00	\$65,000.00	\$65,000.00	\$65,000.00

Latitude: 40.760514 Longitude: -73.983607

Employer Name/Employer Address	Graph	Count	Mean Wage	Median Wage	Lowest Wage	Highest Wage
BARCLAYS SERVICES CORP, 745 SEVENTH AVENUE, NEW YORK, NY (https://www.google.com/maps/place/745%20SEVENTH%20AVENUE,NEW%20YORK,NY)	Graph	1	\$100,000.00	\$100,000.00	\$100,000.00	\$100,000.00
BARCLAYS BANK PLC, 745 SEVENTH AVENUE, NEW YORK, NY (https://www.google.com/maps/place/745%20SEVENTH%20AVENUE,NEW%20YORK,NY)	Graph	26	\$131,961.00	\$122,000.00	\$70,000.00	\$230,000.00
BARCLAYS CAPITAL INC., 745 SEVENTH AVENUE, NEW YORK, NY (https://www.google.com/maps/place/745%20SEVENTH%20AVENUE,NEW%20YORK,NY)	Graph	133	\$129,489.66	\$125,000.00	\$67,000.00	\$375,000.00
BARCLAYS SERVICES CORP, 745 SEVENTH AVENUE, NEW YORK, NY (https://www.google.com/maps/place/745%20SEVENTH%20AVENUE,NEW%20YORK,NY)	Graph	222	\$115,990.09	\$122,000.00	\$59,000.00	\$237,500.00
Totals	Graph	382	\$121,735.37	\$122,000.00	\$59,000.00	\$375,000.00

Employer Name/Worksite Address	Graph	Count	Mean Wage	Median Wage	Lowest Wage	Highest Wage
--------------------------------	-------	-------	-----------	-------------	-------------	--------------

Employer Name/Worksite Address	Graph	Count	Mean Wage	Median Wage	Lowest Wage	Highest Wage
EMPOWER PROFESSIONALS, 745 7TH AVE., NEW YORK, NY (https://www.google.com/maps/place/745%207TH%20AVE.,NEW%20YORK,NY)	Graph	1	\$64,900.00	\$64,900.00	\$64,900.00	\$64,900.00
EMPOWER PROFESSIONALS, 745 7TH AVE,19TH FLOOR, NEW YORK, NY (https://www.google.com/maps/place/745%207TH%20AVE,19TH%20FLOOR,NEW%20YORK,NY)	Graph	1	\$60,000.00	\$60,000.00	\$60,000.00	\$60,000.00
BAHA INDUSTRIES CORP., BARCLAYS, NEW YORK, NY (https://www.google.com/maps/place/BARCLAYS,NEW%20YORK,NY)	Graph	2	\$83,060.00	\$81,120.00	\$81,120.00	\$85,000.00
PARAM CONSULTING SERVICES, INC, 745 7TH AVE, NY, NY (https://www.google.com/maps/place/745%207TH%20AVE,NY,NY)	Graph	2	\$71,865.00	\$58,200.00	\$58,200.00	\$85,530.00
CAPGEMINI AMERICA INC, 745 SEVENTH AVE, NEW YORK, NY (https://www.google.com/maps/place/745%20SEVENTH%20AVE,NEW%20YORK,NY)	Graph	6	\$90,408.67	\$90,376.00	\$71,781.00	\$122,000.00
INFOSYS LIMITED, 745 7TH AVE., NEW YORK, NY (https://www.google.com/maps/place/745%207TH%20AVE.,NEW%20YORK,NY)	Graph	7	\$86,424.14	\$84,864.00	\$69,807.00	\$104,936.00
UNITED IT SOLUTIONS INC, 745 7TH AVE, NEW YORK, NY (https://www.google.com/maps/place/745%207TH%20AVE,NEW%20YORK,NY)	Graph	8	\$89,121.25	\$85,000.00	\$64,813.00	\$145,000.00
COMPUNNEL SOFTWARE GROUP, INC., 745 7TH AVENUE, NEW YORK, NY (https://www.google.com/maps/place/745%207TH%20AVENUE,NEW%20YORK,NY)	Graph	29	\$75,401.31	\$71,781.00	\$55,910.00	\$125,000.00
BARCLAYS CAPITAL INC., 745 SEVENTH AVENUE, NEW YORK, NY (https://www.google.com/maps/place/745%20SEVENTH%20AVENUE,NEW%20YORK,NY)	Graph	297	\$120,348.68	\$110,000.00	\$60,000.00	\$375,000.00
Totals	Graph	353	\$113,952.79	\$105,000.00	\$55,910.00	\$375,000.00

Latitude: 40.760516 Longitude: -73.438019

Employer Name/Worksite Address	Graph	Count	Mean Wage	Median Wage	Lowest Wage	Highest Wage
NATIONAL GRID USA SERVICE COMPANY, INC., 25 HUB DRIVE, MELVILLE, NY (https://www.google.com/maps/place/25%20HUB%20DRIVE,MELVILLE,NY)	Graph	1	\$101,325.00	\$101,325.00	\$101,325.00	\$101,325.00
Totals	Graph	1	\$101,325.00	\$101,325.00	\$101,325.00	\$101,325.00

Latitude: 40.76053 Longitude: -73.972386

Employer Name/Employer Address	Graph	Count	Mean Wage	Median Wage	Lowest Wage	Highest Wage
DA CAPITAL LLC, 70 EAST 55TH STREET, NEW YORK, NY (https://www.google.com/maps/place/70%20EAST%2055TH%20STREET,NEW%20YORK,NY)	Graph	1	\$69,389.00	\$69,389.00	\$69,389.00	\$69,389.00
MARTO CAPITAL LP, 70 EAST 55TH STREET, NEW YORK, NY (https://www.google.com/maps/place/70%20EAST%2055TH%20STREET,NEW%20YORK,NY)	Graph	1	\$115,000.00	\$115,000.00	\$115,000.00	\$115,000.00
JIJI PRESS AMERICA, LTD., 70 EAST 55TH STREET, NEW YORK, NY (https://www.google.com/maps/place/70%20EAST%2055TH%20STREET,NEW%20YORK,NY)	Graph	2	\$44,428.80	\$44,428.80	\$44,428.80	\$44,428.80
Totals	Graph	4	\$68,311.65	\$44,428.80	\$44,428.80	\$115,000.00

Employer Name/Worksite Address	Graph	Count	Mean Wage	Median Wage	Lowest Wage	Highest Wage
DA CAPITAL LLC, 70 EAST 55TH STREET, NEW YORK, NY (https://www.google.com/maps/place/70%20EAST%2055TH%20STREET,NEW%20YORK,NY)	Graph	2	\$92,194.50	\$69,389.00	\$69,389.00	\$115,000.00
JIJI PRESS AMERICA, LTD., 70 EAST 55TH ST, NEW YORK, NY (https://www.google.com/maps/place/70%20EAST%2055TH%20ST,NEW%20YORK,NY)	Graph	2	\$44,428.80	\$44,428.80	\$44,428.80	\$44,428.80
Totals	Graph	4	\$68,311.65	\$44,428.80	\$44,428.80	\$115,000.00

Latitude: 40.76054 Longitude: -73.970139

Employer Name/Employer Address	Graph	Count	Mean Wage	Median Wage	Lowest Wage	Highest Wage
SHANGHAI COMMERCIAL BANK LTD., 125 EAST 56TH STREET, NEW YORK, NY (https://www.google.com/maps/place/125%20EAST%2056TH%20STREET,NEW%20YORK,NY)	Graph	1	\$102,900.00	\$102,900.00	\$102,900.00	\$102,900.00

Employer Name/Employer Address	Graph	Count	Mean Wage	Median Wage	Lowest Wage	Highest Wage
Totals	Graph	1	\$102,900.00	\$102,900.00	\$102,900.00	\$102,900.00

Employer Name/Worksite Address	Graph	Count	Mean Wage	Median Wage	Lowest Wage	Highest Wage
SHANGHAI COMMERCIAL BANK LTD., 125 EAST 56TH STREET, NEW YORK, NY (https://www.google.com/maps/place/125%20EAST%2056TH%20STREET,NEW%20YORK,NY)	Graph	1	\$102,900.00	\$102,900.00	\$102,900.00	\$102,900.00
Totals	Graph	1	\$102,900.00	\$102,900.00	\$102,900.00	\$102,900.00

Latitude: 40.760542 Longitude: -73.977908

Employer Name/Employer Address	Graph	Count	Mean Wage	Median Wage	Lowest Wage	Highest Wage
ORRICK HERRINGTON & SUTCLIFFE LLP, 51 WEST 52ND STREET, NEW YORK, NY (https://www.google.com/maps/place/51%20WEST%2052ND%20STREET,NEW%20YORK,NY)	Graph	3	\$164,707.67	\$180,000.00	\$79,123.00	\$235,000.00
WACHTELL, LIPTON, ROSEN & KATZ, 51 WEST 52ND STREET, NEW YORK, NY (https://www.google.com/maps/place/51%20WEST%2052ND%20STREET,NEW%20YORK,NY)	Graph	8	\$190,000.00	\$195,000.00	\$135,000.00	\$215,000.00
Totals	Graph	11	\$183,102.09	\$195,000.00	\$79,123.00	\$235,000.00

Employer Name/Worksite Address	Graph	Count	Mean Wage	Median Wage	Lowest Wage	Highest Wage
SMART SOLUTIONS, INC, 51 W. 52ND STREET,, NEW YORK, NY (https://www.google.com/maps/place/51%20W.%2052ND%20STREET,,NEW%20YORK,NY)	Graph	1	\$90,000.00	\$90,000.00	\$90,000.00	\$90,000.00
CONTRIVE SOLUTIONS INC., 51 W. 52ND STREET, NEW YORK, NY (https://www.google.com/maps/place/51%20W.%2052ND%20STREET,NEW%20YORK,NY)	Graph	3	\$67,666.67	\$71,000.00	\$61,000.00	\$71,000.00
CAPGEMINI AMERICA INC, 51 W 52ND ST, NEW YORK, NY (https://www.google.com/maps/place/51%20W%2052ND%20ST,NEW%20YORK,NY)	Graph	4	\$86,925.00	\$84,900.00	\$84,900.00	\$93,000.00
DORSEY & WHITNEY LLP, 51 WEST 52ND STREET, NEW YORK, NY (https://www.google.com/maps/place/51%20WEST%2052ND%20STREET,NEW%20YORK,NY)	Graph	15	\$173,408.20	\$185,000.00	\$65,000.00	\$235,000.00
Totals	Graph	23	\$140,948.83	\$142,000.00	\$61,000.00	\$235,000.00

Latitude: 40.760557 Longitude: -73.991881

Employer Name/Employer Address	Graph	Count	Mean Wage	Median Wage	Lowest Wage	Highest Wage
DJH ARCHITECTURE PC, 414 WEST 45TH ST, NEW YORK, NY (https://www.google.com/maps/place/414%20WEST%2045TH%20ST,NEW%20YORK,NY)	Graph	1	\$38,896.00	\$38,896.00	\$38,896.00	\$38,896.00
Totals	Graph	1	\$38,896.00	\$38,896.00	\$38,896.00	\$38,896.00

Employer Name/Worksite Address	Graph	Count	Mean Wage	Median Wage	Lowest Wage	Highest Wage
DJH ARCHITECTURE PC, 414 WEST 45TH ST, NEW YORK, NY (https://www.google.com/maps/place/414%20WEST%2045TH%20ST,NEW%20YORK,NY)	Graph	1	\$38,896.00	\$38,896.00	\$38,896.00	\$38,896.00
Totals	Graph	1	\$38,896.00	\$38,896.00	\$38,896.00	\$38,896.00

Latitude: 40.760557 Longitude: -73.975647

Employer Name/Worksite Address	Graph	Count	Mean Wage	Median Wage	Lowest Wage	Highest Wage
WUTZNXT INC, 677 FIFTH AVENUE, NEW YORK, NY (https://www.google.com/maps/place/677%20FIFTH%20AVENUE,NEW%20YORK,NY)	Graph	1	\$120,000.00	\$120,000.00	\$120,000.00	\$120,000.00
Totals	Graph	1	\$120,000.00	\$120,000.00	\$120,000.00	\$120,000.00

Latitude: 40.760562 Longitude: -73.82867

Employer Name/Employer Address	Graph	Count	Mean Wage	Median Wage	Lowest Wage	Highest Wage
YUAN ZHENG & ASSOCIATES, LLC, 136-56 39TH AVE, FLUSHING, NY (https://www.google.com/maps/place/136-56%2039TH%20AVE,FLUSHING,NY)	Graph	2	\$35,796.80	\$35,796.80	\$35,796.80	\$35,796.80
Totals	Graph	2	\$35,796.80	\$35,796.80	\$35,796.80	\$35,796.80

Employer Name/Worksite Address	Graph	Count	Mean Wage	Median Wage	Lowest Wage	Highest Wage
YUAN ZHENG & ASSOCIATES, LLC, 136-56 39TH AVE, FLUSHING, NY (https://www.google.com/maps/place/136-56%2039TH%20AVE,FLUSHING,NY)	Graph	2	\$35,796.80	\$35,796.80	\$35,796.80	\$35,796.80
Totals	Graph	2	\$35,796.80	\$35,796.80	\$35,796.80	\$35,796.80

Latitude: 40.760575 Longitude: -73.834115

Employer Name/Employer Address	Graph	Count	Mean Wage	Median Wage	Lowest Wage	Highest Wage
HUNG YUEN HOLDINGS INC, 133-43 37TH AVENUE, FLUSHING, NY (https://www.google.com/maps/place/133-43%2037TH%20AVENUE,FLUSHING,NY)	Graph	2	\$72,300.80	\$72,300.80	\$72,300.80	\$72,300.80
Totals	Graph	2	\$72,300.80	\$72,300.80	\$72,300.80	\$72,300.80

Employer Name/Worksite Address	Graph	Count	Mean Wage	Median Wage	Lowest Wage	Highest Wage
HUNG YUEN HOLDINGS INC, 133-43 37TH AVENUE, FLUSHING, NY (https://www.google.com/maps/place/133-43%2037TH%20AVENUE,FLUSHING,NY)	Graph	3	\$72,300.80	\$72,300.80	\$72,300.80	\$72,300.80
Totals	Graph	3	\$72,300.80	\$72,300.80	\$72,300.80	\$72,300.80

Latitude: 40.760577 Longitude: -73.98356

Employer Name/Worksite Address	Graph	Count	Mean Wage	Median Wage	Lowest Wage	Highest Wage
CAPGEMINI AMERICA, INC. (LEGACY CAPGEMINI FINANCIAL SERVICES, INC.), 747 7TH AVENUE, NEW YORK, NY (https://www.google.com/maps/place/747%207TH%20AVENUE,NEW%20YORK,NY)	Graph	1	\$118,000.00	\$118,000.00	\$118,000.00	\$118,000.00
Totals	Graph	1	\$118,000.00	\$118,000.00	\$118,000.00	\$118,000.00

Latitude: 40.760582 Longitude: -73.974453

Employer Name/Employer Address	Graph	Count	Mean Wage	Median Wage	Lowest Wage	Highest Wage
22 EAST 54TH STREET RESTAURANT CORPORATION, 22 E. 54TH ST., NEW YORK, NY (https://www.google.com/maps/place/22%20E.%2054TH%20ST.,NEW%20YORK,NY)	Graph	1	\$60,000.00	\$60,000.00	\$60,000.00	\$60,000.00
Totals	Graph	1	\$60,000.00	\$60,000.00	\$60,000.00	\$60,000.00

Employer Name/Worksite Address	Graph	Count	Mean Wage	Median Wage	Lowest Wage	Highest Wage
22 EAST 54TH STREET RESTAURANT CORPORATION, 22 E. 54TH ST., NEW YORK, NY (https://www.google.com/maps/place/22%20E.%2054TH%20ST.,NEW%20YORK,NY)	Graph	1	\$60,000.00	\$60,000.00	\$60,000.00	\$60,000.00
Totals	Graph	1	\$60,000.00	\$60,000.00	\$60,000.00	\$60,000.00

Latitude: 40.760583 Longitude: -73.961348

Employer Name/Employer Address	Graph	Count	Mean Wage	Median Wage	Lowest Wage	Highest Wage
PHAYA CUISINE INC., 1099 1ST AVENUE, NEW YORK, NY (https://www.google.com/maps/place/1099%201ST%20AVENUE,NEW%20YORK,NY)	Graph	1	\$56,160.00	\$56,160.00	\$56,160.00	\$56,160.00

Employer Name/Employer Address	Graph	Count	Mean Wage	Median Wage	Lowest Wage	Highest Wage
Totals	Graph	1	\$56,160.00	\$56,160.00	\$56,160.00	\$56,160.00

Employer Name/Worksite Address	Graph	Count	Mean Wage	Median Wage	Lowest Wage	Highest Wage
PHAYA CUISINE INC., 1099 1ST AVENUE, NEW YORK, NY (https://www.google.com/maps/place/1099%201ST%20AVENUE,NEW%20YORK,NY)	Graph	1	\$56,160.00	\$56,160.00	\$56,160.00	\$56,160.00
Totals	Graph	1	\$56,160.00	\$56,160.00	\$56,160.00	\$56,160.00

Latitude: 40.760585 Longitude: -73.989638

Employer Name/Employer Address	Graph	Count	Mean Wage	Median Wage	Lowest Wage	Highest Wage
ERMINIA RESTAURANT CORP., 361 WEST 46TH STREET, NEW YORK, NY (https://www.google.com/maps/place/361%20WEST%2046TH%20STREET,NEW%20YORK,NY)	Graph	1	\$65,083.00	\$65,083.00	\$65,083.00	\$65,083.00
Totals	Graph	1	\$65,083.00	\$65,083.00	\$65,083.00	\$65,083.00

Employer Name/Worksite Address	Graph	Count	Mean Wage	Median Wage	Lowest Wage	Highest Wage
ERMINIA RESTAURANT CORP., 361 WEST 46TH STREET, NEW YORK, NY (https://www.google.com/maps/place/361%20WEST%2046TH%20STREET,NEW%20YORK,NY)	Graph	1	\$65,083.00	\$65,083.00	\$65,083.00	\$65,083.00
Totals	Graph	1	\$65,083.00	\$65,083.00	\$65,083.00	\$65,083.00

Latitude: 40.760596 Longitude: -73.966427

Employer Name/Worksite Address	Graph	Count	Mean Wage	Median Wage	Lowest Wage	Highest Wage
KOLEKSIYON FURNITURE LLC, 228 EAST 58TH STREET, NEW YORK, NY (https://www.google.com/maps/place/228%20EAST%2058TH%20STREET,NEW%20YORK,NY)	Graph	2	\$40,000.00	\$40,000.00	\$40,000.00	\$40,000.00
Totals	Graph	2	\$40,000.00	\$40,000.00	\$40,000.00	\$40,000.00

Latitude: 40.760602 Longitude: -73.984626

Employer Name/Worksite Address	Graph	Count	Mean Wage	Median Wage	Lowest Wage	Highest Wage
HIGHGATE HOTELS LP, 1605 BROADWAY, NEW YORK, NY (https://www.google.com/maps/place/1605%20BROADWAY,NEW%20YORK,NY)	Graph	2	\$130,000.00	\$130,000.00	\$130,000.00	\$130,000.00
Totals	Graph	2	\$130,000.00	\$130,000.00	\$130,000.00	\$130,000.00

Latitude: 40.760608 Longitude: -73.97223

Employer Name/Employer Address	Graph	Count	Mean Wage	Median Wage	Lowest Wage	Highest Wage
EMINENCE CAPITAL, LP, 65 EAST 55TH STREET, NEW YORK, NY (https://www.google.com/maps/place/65%20EAST%2055TH%20STREET,NEW%20YORK,NY)	Graph	1	\$130,000.00	\$130,000.00	\$130,000.00	\$130,000.00
KING STREET CAPITAL MANAGEMENT, L.P., 65 EAST 55TH STREET, NEW YORK, NY (https://www.google.com/maps/place/65%20EAST%2055TH%20STREET,NEW%20YORK,NY)	Graph	1	\$125,000.00	\$125,000.00	\$125,000.00	\$125,000.00
NATIONAL BANK OF CANADA FINANCIAL INC., 65 EAST 55TH STREET, NEW YORK, NY (https://www.google.com/maps/place/65%20EAST%2055TH%20STREET,NEW%20YORK,NY)	Graph	1	\$93,000.00	\$93,000.00	\$93,000.00	\$93,000.00
Totals	Graph	3	\$116,000.00	\$125,000.00	\$93,000.00	\$130,000.00

Employer Name/Worksite Address	Graph	Count	Mean Wage	Median Wage	Lowest Wage	Highest Wage
--------------------------------	-------	-------	-----------	-------------	-------------	--------------

Employer Name/Worksite Address	Graph	Count	Mean Wage	Median Wage	Lowest Wage	Highest Wage
NATIONAL BANK OF CANADA FINANCIAL INC., 65 EAST 55TH STREET, NEW YORK, NY (https://www.google.com/maps/place/65%20EAST%2055TH%20STREET,NEW%20YORK,NY)	Graph	3	\$116,000.00	\$125,000.00	\$93,000.00	\$130,000.00
Totals	Graph	3	\$116,000.00	\$125,000.00	\$93,000.00	\$130,000.00

Latitude: 40.760611 Longitude: -73.821019

Employer Name/Worksite Address	Graph	Count	Mean Wage	Median Wage	Lowest Wage	Highest Wage
X-TREME CARE LLC, 146-06 41ST AVENUE, FLUSHING, NY (https://www.google.com/maps/place/146-06%2041ST%20AVENUE,FLUSHING,NY)	Graph	1	\$55,764.80	\$55,764.80	\$55,764.80	\$55,764.80
Totals	Graph	1	\$55,764.80	\$55,764.80	\$55,764.80	\$55,764.80

Latitude: 40.760661 Longitude: -73.996045

Employer Name/Worksite Address	Graph	Count	Mean Wage	Median Wage	Lowest Wage	Highest Wage
IMAGINE COMMUNICATIONS CORP., 1 RIVER PLACE, NEW YORK, NY (https://www.google.com/maps/place/1%20RIVER%20PLACE,NEW%20YORK,NY)	Graph	1	\$108,992.00	\$108,992.00	\$108,992.00	\$108,992.00
Totals	Graph	1	\$108,992.00	\$108,992.00	\$108,992.00	\$108,992.00

Latitude: 40.76067 Longitude: -73.992149

Employer Name/Worksite Address	Graph	Count	Mean Wage	Median Wage	Lowest Wage	Highest Wage
WTG GAUS INC., 420 WEST 45TH STREET, NEW YORK, NY (https://www.google.com/maps/place/420%20WEST%2045TH%20STREET,NEW%20YORK,NY)	Graph	1	\$62,171.00	\$62,171.00	\$62,171.00	\$62,171.00
Totals	Graph	1	\$62,171.00	\$62,171.00	\$62,171.00	\$62,171.00

Employer Name/Worksite Address	Graph	Count	Mean Wage	Median Wage	Lowest Wage	Highest Wage
WTG GAUS INC., 420 WEST 45TH STREET, NEW YORK, NY (https://www.google.com/maps/place/420%20WEST%2045TH%20STREET,NEW%20YORK,NY)	Graph	1	\$62,171.00	\$62,171.00	\$62,171.00	\$62,171.00
Totals	Graph	1	\$62,171.00	\$62,171.00	\$62,171.00	\$62,171.00

Latitude: 40.760682 Longitude: -73.976289

Employer Name/Worksite Address	Graph	Count	Mean Wage	Median Wage	Lowest Wage	Highest Wage
THE MUSEUM OF MODERN ART, 11 WEST 53RD STREET, NEW YORK, NY (https://www.google.com/maps/place/11%20WEST%2053RD%20STREET,NEW%20YORK,NY)	Graph	5	\$79,655.20	\$58,276.00	\$43,000.00	\$147,000.00
Totals	Graph	5	\$79,655.20	\$58,276.00	\$43,000.00	\$147,000.00

Employer Name/Worksite Address	Graph	Count	Mean Wage	Median Wage	Lowest Wage	Highest Wage
THE MUSEUM OF MODERN ART, 11 WEST 53RD STREET, NEW YORK, NY (https://www.google.com/maps/place/11%20WEST%2053RD%20STREET,NEW%20YORK,NY)	Graph	5	\$79,655.20	\$58,276.00	\$43,000.00	\$147,000.00
Totals	Graph	5	\$79,655.20	\$58,276.00	\$43,000.00	\$147,000.00

Latitude: 40.760687 Longitude: -73.960489

Employer Name/Worksite Address	Graph	Count	Mean Wage	Median Wage	Lowest Wage	Highest Wage
--------------------------------	-------	-------	-----------	-------------	-------------	--------------

Employer Name/Worksite Address	Graph	Count	Mean Wage	Median Wage	Lowest Wage	Highest Wage
WEILL CORNELL MEDICAL COLLEGE, 425 E. 61ST STREET, NEW YORK, NY (https://www.google.com/maps/place/425%20E.%2061ST%20STREET,NEW%20YORK,NY)	Graph	1	\$73,900.00	\$73,900.00	\$73,900.00	\$73,900.00
WEILL CORNELL MEDICAL COLLEGE, 425 EAST 61ST STREET, NEW YORK, NY (https://www.google.com/maps/place/425%20EAST%2061ST%20STREET,NEW%20YORK,NY)	Graph	1	\$115,000.00	\$115,000.00	\$115,000.00	\$115,000.00
Totals	Graph	2	\$94,450.00	\$73,900.00	\$73,900.00	\$115,000.00

Latitude: 40.760692 Longitude: -73.98364

Employer Name/Employer Address	Graph	Count	Mean Wage	Median Wage	Lowest Wage	Highest Wage
HOLWELL, SHUSTER & GOLDBERG LLP, 750 7TH AVENUE, NEW YORK, NY (https://www.google.com/maps/place/750%207TH%20AVENUE,NEW%20YORK,NY)	Graph	1	\$190,000.00	\$190,000.00	\$190,000.00	\$190,000.00
Totals	Graph	1	\$190,000.00	\$190,000.00	\$190,000.00	\$190,000.00

Employer Name/Worksite Address	Graph	Count	Mean Wage	Median Wage	Lowest Wage	Highest Wage
CRISIL IREVNA US LLC, 750 7TH AVENUE, NEW YORK CITY, NY (https://www.google.com/maps/place/750%207TH%20AVENUE,NEW%20YORK%20CITY,NY)	Graph	1	\$90,000.00	\$90,000.00	\$90,000.00	\$90,000.00
PRIDE TECHNOLOGIES LLC, 750 7TH AVE., NEW YORK, NY (https://www.google.com/maps/place/750%207TH%20AVE.,NEW%20YORK,NY)	Graph	2	\$338,748.80	\$157,497.60	\$157,497.60	\$520,000.00
CAPGEMINI AMERICA INC, 750 7TH AVENUE, NEW YORK, NY (https://www.google.com/maps/place/750%20%207TH%20AVENUE,NEW%20YORK,NY)	Graph	4	\$89,346.50	\$88,317.00	\$88,317.00	\$90,376.00
CYBERTHINK INC, 750 7TH AVENUE, NEW YORK, NY (https://www.google.com/maps/place/750%207TH%20AVENUE,NEW%20YORK,NY)	Graph	28	\$100,594.64	\$92,768.00	\$60,000.00	\$190,000.00
CAPGEMINI AMERICA INC, 750 SEVENTH AVE, NEW YORK, NY (https://www.google.com/maps/place/750%20SEVENTH%20AVE,NEW%20YORK,NY)	Graph	43	\$99,273.44	\$90,376.00	\$71,781.00	\$180,000.00
CAPGEMINI AMERICA INC, 750 7TH AVE, NEW YORK, NY (https://www.google.com/maps/place/750%207TH%20AVE,NEW%20YORK,NY)	Graph	85	\$71,100.19	\$74,200.00	\$60,000.00	\$120,000.00
MORGAN STANLEY SERVICES GROUP INC, 750 SEVENTH AVENUE, NEW YORK, NY (https://www.google.com/maps/place/750%20SEVENTH%20AVENUE,NEW%20YORK,NY)	Graph	137	\$113,477.47	\$107,100.00	\$60,000.00	\$209,810.00
Totals	Graph	300	\$99,334.07	\$90,600.00	\$60,000.00	\$520,000.00

Latitude: 40.760715 Longitude: -73.973591

Employer Name/Employer Address	Graph	Count	Mean Wage	Median Wage	Lowest Wage	Hig W
AREL CAPITAL LP, 540 MADISON AVENUE, 26TH FLOOR, NEW YORK, NY (https://www.google.com/maps/place/540%20MADISON%20AVENUE,%2026TH%20FLOOR,NEW%20YORK,NY)	Graph	1	\$85,000.00	\$85,000.00	\$85,000.00	\$85,000.00
CDP AMERICA, 540 MADISON AVENUE, NEW YORK, NY (https://www.google.com/maps/place/540%20MADISON%20AVENUE,NEW%20YORK,NY)	Graph	1	\$110,000.00	\$110,000.00	\$110,000.00	\$110,000.00
SOS CAPITAL, INC., 540 MADISON AVENUE, NEW YORK, NY (https://www.google.com/maps/place/540%20MADISON%20AVENUE,NEW%20YORK,NY)	Graph	1	\$47,590.00	\$47,590.00	\$47,590.00	\$47,590.00
CIVIC CAPITAL ADVISORS LLC, 540 MADISON AVENUE, NEW YORK, NY (https://www.google.com/maps/place/540%20MADISON%20AVENUE,NEW%20YORK,NY)	Graph	2	\$130,000.00	\$85,000.00	\$85,000.00	\$175,000.00
QUANTEDGE USA INC, 540 MADISON AVE, NEW YORK, NY (https://www.google.com/maps/place/540%20MADISON%20AVE,NEW%20YORK,NY)	Graph	6	\$110,000.00	\$96,000.00	\$84,000.00	\$132,000.00
Totals	Graph	11	\$105,690.00	\$96,000.00	\$47,590.00	\$175,000.00

Employer Name/Worksite Address	Graph	Count	Mean Wage	Median Wage	Lowest Wage	Hig Wa
AREL CAPITAL LP, 540 MADISON AVENUE, 26TH FLOOR, NEW YORK, NY (https://www.google.com/maps/place/540%20MADISON%20AVENUE,%2026TH%20FLOOR,NEW%20YORK,NY)	Graph	1	\$85,000.00	\$85,000.00	\$85,000.00	\$85,000.00
QUANTEDGE USA INC, 540 MADISON AVE, SUITE 4B, NEW YORK, NY (https://www.google.com/maps/place/540%20MADISON%20AVE,%20SUITE%204B,NEW%20YORK,NY)	Graph	2	\$114,000.00	\$96,000.00	\$96,000.00	\$132,000.00

Employer Name/Worksite Address	Graph	Count	Mean Wage	Median Wage	Lowest Wage	Highest Wage
CIVIC CAPITAL ADVISORS LLC, 540 MADISON AVENUE, NEW YORK, NY (https://www.google.com/maps/place/540%20MADISON%20AVENUE,NEW%20YORK,NY)	Graph	3	\$110,863.33	\$110,000.00	\$47,590.00	\$175,000.00
QUANTEDGE USA INC, 540 MADISON AVE, NEW YORK, NY (https://www.google.com/maps/place/540%20MADISON%20AVE,NEW%20YORK,NY)	Graph	11	\$100,564.18	\$95,701.00	\$84,000.00	\$132,000.00
Totals	Graph	17	\$103,046.82	\$95,701.00	\$47,590.00	\$175,000.00

Latitude: 40.760724 Longitude: -73.975688

Employer Name/Employer Address	Graph	Count	Mean Wage	Median Wage	Lowest Wage	Highest Wage
INDUSTRIAL AND COMMERCIAL BANK OF CHINA (USA) NA, 680 5TH AVENUE, NEW YORK, NY (https://www.google.com/maps/place/680%205TH%20AVENUE,NEW%20YORK,NY)	Graph	1	\$47,590.00	\$47,590.00	\$47,590.00	\$47,590.00
INDUSTRIAL AND COMMERCIAL BANK OF CHINA (USA) N.A., 680 5TH AVENUE, NEW YORK, NY (https://www.google.com/maps/place/680%205TH%20AVENUE,NEW%20YORK,NY)	Graph	2	\$74,000.00	\$74,000.00	\$74,000.00	\$74,000.00
SUMI PROPERTIES GROUP LLC, 680 FIFTH AVE, NEW YORK, NY (https://www.google.com/maps/place/680%20FIFTH%20AVE,NEW%20YORK,NY)	Graph	2	\$77,500.00	\$70,000.00	\$70,000.00	\$85,000.00
INDUSTRIAL AND COMMERCIAL BANK OF CHINA LIMITED NEW YORK BRANCH, 680 5TH AVENUE, NEW YORK, NY (https://www.google.com/maps/place/680%205TH%20AVENUE,NEW%20YORK,NY)	Graph	8	\$68,225.38	\$70,000.00	\$55,803.00	\$75,000.00
INDUSTRIAL AND COMMERCIAL BANK OF CHINA LIMITED, 680 5TH AVENUE, NEW YORK, NY (https://www.google.com/maps/place/680%205TH%20AVENUE,NEW%20YORK,NY)	Graph	25	\$76,694.16	\$70,000.00	\$50,939.00	\$175,000.00
Totals	Graph	38	\$74,045.97	\$70,000.00	\$47,590.00	\$175,000.00

Employer Name/Worksite Address	Graph	Count	Mean Wage	Median Wage	Lowest Wage	Highest Wage
FORTUNE MINDS INC., 680 5TH AVENUE, NEW YORK, NY (https://www.google.com/maps/place/680%205TH%20AVENUE,NEW%20YORK,NY)	Graph	4	\$61,344.50	\$50,939.00	\$50,939.00	\$72,000.00
Totals	Graph	4	\$61,344.50	\$50,939.00	\$50,939.00	\$72,000.00

Latitude: 40.760741 Longitude: -73.438051

Employer Name/Employer Address	Graph	Count	Mean Wage	Median Wage	Lowest Wage	Highest Wage
CHYRONHEGO CORPORATION, 5 HUB DRIVE, MELVILLE, NY (https://www.google.com/maps/place/5%20HUB%20DRIVE,MELVILLE,NY)	Graph	1	\$129,400.00	\$129,400.00	\$129,400.00	\$129,400.00
Totals	Graph	1	\$129,400.00	\$129,400.00	\$129,400.00	\$129,400.00

Employer Name/Worksite Address	Graph	Count	Mean Wage	Median Wage	Lowest Wage	Highest Wage
CHYRONHEGO CORPORATION, 5 HUB DRIVE, MELVILLE, NY (https://www.google.com/maps/place/5%20HUB%20DRIVE,MELVILLE,NY)	Graph	1	\$129,400.00	\$129,400.00	\$129,400.00	\$129,400.00
Totals	Graph	1	\$129,400.00	\$129,400.00	\$129,400.00	\$129,400.00

Latitude: 40.760751 Longitude: -73.979887

Employer Name/Employer Address	Graph	Count	Mean Wage	Median Wage	Lowest Wage	Highest Wage
KETCHUM INC., 1285 AVENUE OF THE AMERICAS, NEW YORK, NY (https://www.google.com/maps/place/1285%20AVENUE%20OF%20THE%20AMERICAS,NEW%20YORK,NY)	Graph	1	\$46,008.00	\$46,008.00	\$46,008.00	\$46,008.00
BBDO USA LLC, 1285 AVENUE OF THE AMERICAS, NEW YORK, NY (https://www.google.com/maps/place/1285%20AVENUE%20OF%20THE%20AMERICAS,NEW%20YORK,NY)	Graph	5	\$126,200.00	\$120,000.00	\$85,000.00	\$188,000.00
BBDO USA, LLC, 1285 AVENUE OF THE AMERICAS, NEW YORK, NY (https://www.google.com/maps/place/1285%20AVENUE%20OF%20THE%20AMERICAS,NEW%20YORK,NY)	Graph	10	\$93,633.40	\$57,204.00	\$48,000.00	\$300,000.00

Employer Name/Employer Address	Graph	Count	Mean Wage	Median Wage	Lowest Wage	Highest Wage
PAUL, WEISS, RIFKIND, WHARTON & GARRISON LLP, 1285 AVENUE OF THE AMERICAS, NEW YORK, NY (https://www.google.com/maps/place/1285%20AVENUE%20OF%20THE%20AMERICAS,NEW%20YORK,NY)	Graph	33	\$201,878.79	\$190,000.00	\$162,000.00	\$315,000.00
Totals	Graph	49	\$168,884.53	\$180,000.00	\$46,008.00	\$315,000.00

Employer Name/Worksite Address	Graph	Count	Mean Wage	Median Wage	Lowest Wage	Highest Wage
INFOSYS LIMITED, 1285 AVE OF THE AMERICAS, NEW YORK, NY (https://www.google.com/maps/place/1285%20AVE%20OF%20THE%20AMERICAS,NEW%20YORK,NY)	Graph	3	\$103,645.33	\$104,936.00	\$87,500.00	\$104,936.00
SICL AMERICA INC, 1285 6TH AVE, NEW YORK, NY (https://www.google.com/maps/place/1285%206TH%20AVE,NEW%20YORK,NY)	Graph	6	\$89,333.33	\$92,000.00	\$76,000.00	\$92,000.00
HCL AMERICA, INC., 1285 AVENUE OF THE AMERICAS, NEW YORK CITY, NY (https://www.google.com/maps/place/1285%20AVENUE%20OF%20THE%20AMERICAS,NEW%20YORK%20CITY,NY)	Graph	20	\$97,302.00	\$97,302.00	\$97,302.00	\$97,302.00
UBS SECURITIES LLC, 1285 AVENUE OF THE AMERICAS, NEW YORK, NY (https://www.google.com/maps/place/1285%20AVENUE%20OF%20THE%20AMERICAS,NEW%20YORK,NY)	Graph	188	\$121,597.64	\$96,000.00	\$46,008.00	\$121,597.64
Totals	Graph	217	\$118,218.12	\$97,302.00	\$46,008.00	\$121,597.64

Latitude: 40.760767 Longitude: -73.968918

Employer Name/Employer Address	Graph	Count	Mean Wage	Median Wage	Lowest Wage	Highest Wage
ALLDECOR LLC, 136 EAST 57TH STREET, NEW YORK, NY (https://www.google.com/maps/place/136%20EAST%2057TH%20STREET,NEW%20YORK,NY)	Graph	1	\$77,000.00	\$77,000.00	\$77,000.00	\$77,000.00
SHYAM AHUJA PVT LTD, 136 EAST 57TH STREET, NEW YORK, NY (https://www.google.com/maps/place/136%20EAST%2057TH%20STREET,NEW%20YORK,NY)	Graph	1	\$46,987.00	\$46,987.00	\$46,987.00	\$46,987.00
Totals	Graph	2	\$61,993.50	\$46,987.00	\$46,987.00	\$77,000.00

Employer Name/Worksite Address	Graph	Count	Mean Wage	Median Wage	Lowest Wage	Highest Wage
ALLDECOR LLC, 136 EAST 57TH STREET, NEW YORK, NY (https://www.google.com/maps/place/136%20EAST%2057TH%20STREET,NEW%20YORK,NY)	Graph	1	\$77,000.00	\$77,000.00	\$77,000.00	\$77,000.00
Totals	Graph	1	\$77,000.00	\$77,000.00	\$77,000.00	\$77,000.00

Latitude: 40.760767 Longitude: -73.827873

Employer Name/Employer Address	Graph	Count	Mean Wage	Median Wage	Lowest Wage	Highest Wage
BLUE SKY CREATIVE STUDIO INC, 136-82 39TH AVE, FLUSHING, NY (https://www.google.com/maps/place/136-82%2039TH%20AVE,FLUSHING,NY)	Graph	1	\$79,040.00	\$79,040.00	\$79,040.00	\$79,040.00
TEA HORSE ROAD CAPITAL LLC, 136-82 39 AVE SUITE 404, FLUSHING, NY (https://www.google.com/maps/place/136-82%2039%20AVE%20SUITE%20404,FLUSHING,NY)	Graph	1	\$56,160.00	\$56,160.00	\$56,160.00	\$56,160.00
Totals	Graph	2	\$67,600.00	\$56,160.00	\$56,160.00	\$79,040.00

Employer Name/Worksite Address	Graph	Count	Mean Wage	Median Wage	Lowest Wage	Highest Wage
TEA HORSE ROAD CAPITAL LLC, 136-82 39 AVE SUITE 404, FLUSHING, NY (https://www.google.com/maps/place/136-82%2039%20AVE%20SUITE%20404,FLUSHING,NY)	Graph	1	\$56,160.00	\$56,160.00	\$56,160.00	\$56,160.00
THE ZHANG LAW FIRM, P.C., 136-82 39TH AVENUE, 3RD FLOOR, FLUSHING, NY (https://www.google.com/maps/place/136-82%2039TH%20AVENUE,%203RD%20FLOOR,FLUSHING,NY)	Graph	1	\$46,820.80	\$46,820.80	\$46,820.80	\$46,820.80
Totals	Graph	2	\$51,490.40	\$46,820.80	\$46,820.80	\$56,160.00

Latitude: 40.760777 Longitude: -73.960704

Employer Name/Worksite Address	Graph	Count	Mean Wage	Median Wage	Lowest Wage	Highest Wage
WEILL CORNELL MEDICAL COLLEGE, 407 E. 61ST STREET, NEW YORK, NY (https://www.google.com/maps/place/407%20E.%2061ST%20STREET,NEW%20YORK,NY)	Graph	2	\$58,344.00	\$56,908.80	\$56,908.80	\$59,779.20
WEILL CORNELL MEDICAL COLLEGE, 407 EAST 61ST STREET, NEW YORK, NY (https://www.google.com/maps/place/407%20EAST%2061ST%20STREET,NEW%20YORK,NY)	Graph	3	\$62,705.67	\$61,479.00	\$59,688.00	\$66,950.00
Totals	Graph	5	\$60,961.00	\$59,779.20	\$56,908.80	\$66,950.00

Latitude: 40.760789 Longitude: -73.831052

Employer Name/Employer Address	Graph	Count	Mean Wage	Median Wage	Lowest Wage	Highest Wage
LAW OFFICES OF JIANCHENG ZHU, PLLC, 14440 38TH AVE, FLUSHING, NY (https://www.google.com/maps/place/14440%2038TH%20AVE,FLUSHING,NY)	Graph	1	\$31,200.00	\$31,200.00	\$31,200.00	\$31,200.00
Totals	Graph	1	\$31,200.00	\$31,200.00	\$31,200.00	\$31,200.00

Employer Name/Worksite Address	Graph	Count	Mean Wage	Median Wage	Lowest Wage	Highest Wage
LAW OFFICES OF JIANCHENG ZHU, PLLC, 14440 38TH AVE, FLUSHING, NY (https://www.google.com/maps/place/14440%2038TH%20AVE,FLUSHING,NY)	Graph	1	\$31,200.00	\$31,200.00	\$31,200.00	\$31,200.00
Totals	Graph	1	\$31,200.00	\$31,200.00	\$31,200.00	\$31,200.00

Latitude: 40.760794 Longitude: -73.97337

Employer Name/Employer Address	Graph	Count	Mean Wage	Median Wage	Lowest Wage	Highest Wage
BRASIL PLURAL SECURITIES, LLC, 545 MADISON AVENUE, NEW YORK, NY (https://www.google.com/maps/place/545%20MADISON%20AVENUE,NEW%20YORK,NY)	Graph	1	\$72,000.00	\$72,000.00	\$72,000.00	\$72,000.00
OC&C STRATEGY CONSULTANTS USA INC, 545 MADISON AVE, NEW YORK, NY (https://www.google.com/maps/place/545%20MADISON%20AVE,NEW%20YORK,NY)	Graph	1	\$56,000.00	\$56,000.00	\$56,000.00	\$56,000.00
RIDGETOP RESEARCH LLC, 545 MADISON AVENUE, NEW YORK, NY (https://www.google.com/maps/place/545%20MADISON%20AVENUE,NEW%20YORK,NY)	Graph	1	\$50,000.00	\$50,000.00	\$50,000.00	\$50,000.00
GTS SECURITIES, LLC, 545 MADISON AVENUE, NEW YORK, NY (https://www.google.com/maps/place/545%20MADISON%20AVENUE,NEW%20YORK,NY)	Graph	2	\$177,500.00	\$175,000.00	\$175,000.00	\$180,000.00
STRIKE TECHNOLOGIES, LLC, 545 MADISON AVENUE, NEW YORK, NY (https://www.google.com/maps/place/545%20MADISON%20AVENUE,NEW%20YORK,NY)	Graph	3	\$143,333.33	\$165,000.00	\$100,000.00	\$165,000.00
Totals	Graph	8	\$120,375.00	\$100,000.00	\$50,000.00	\$180,000.00

Employer Name/Worksite Address	Graph	Count	Mean Wage	Median Wage	Lowest Wage	Highest Wage
OC&C STRATEGY CONSULTANTS USA INC, 545 MADISON AVE, NEW YORK, NY (https://www.google.com/maps/place/545%20MADISON%20AVE,NEW%20YORK,NY)	Graph	1	\$56,000.00	\$56,000.00	\$56,000.00	\$56,000.00
GTS SECURITIES, LLC, 545 MADISON AVENUE, NEW YORK, NY (https://www.google.com/maps/place/545%20MADISON%20AVENUE,NEW%20YORK,NY)	Graph	7	\$129,571.43	\$165,000.00	\$50,000.00	\$180,000.00
Totals	Graph	8	\$120,375.00	\$100,000.00	\$50,000.00	\$180,000.00

Latitude: 40.760818 Longitude: -73.491132

Employer Name/Employer Address	Graph	Count	Mean Wage	Median Wage	Lowest Wage	Highest Wage
CABLEVISION SYSTEMS NEW YORK CITY CORPORATION, 1111 STEWART AVENUE, BETHPAGE, NY (https://www.google.com/maps/place/1111%20STEWART%20AVENUE,BETHPAGE,NY)	Graph	2	\$65,000.00	\$65,000.00	\$65,000.00	\$65,000.00
CSC TKR LLC, 1111 STEWART AVENUE, BETHPAGE, NY (https://www.google.com/maps/place/1111%20STEWART%20AVENUE,BETHPAGE,NY)	Graph	2	\$65,000.00	\$65,000.00	\$65,000.00	\$65,000.00

Employer Name/Employer Address	Graph	Count	Mean Wage	Median Wage	Lowest Wage	Highest Wage
CSC HOLDINGS, LLC, 1111 STEWART AVENUE, BETHPAGE, NY (https://www.google.com/maps/place/1111%20STEWART%20AVENUE,BETHPAGE,NY)	Graph	59	\$101,363.14	\$99,287.59	\$60,000.00	\$147,200.00
Totals	Graph	63	\$99,054.37	\$95,709.38	\$60,000.00	\$147,200.00

Employer Name/Worksite Address	Graph	Count	Mean Wage	Median Wage	Lowest Wage	Highest Wage
CSC HOLDINGS, LLC, 1101 STEWART AVENUE, BETHPAGE, NY (https://www.google.com/maps/place/1101%20STEWART%20AVENUE,BETHPAGE,NY)	Graph	1	\$113,300.00	\$113,300.00	\$113,300.00	\$113,300.00
CAVALIER IT INC., 1101 STEWART AVE, BETHPAGE, NY (https://www.google.com/maps/place/1101%20STEWART%20AVE,BETHPAGE,NY)	Graph	2	\$67,550.00	\$60,000.00	\$60,000.00	\$75,100.00
RELIABLE SOFTWARE RESOURCES, INC., 1111 STEWART AVE., BETHPAGE, NY (https://www.google.com/maps/place/1111%20STEWART%20AVE.,BETHPAGE,NY)	Graph	8	\$77,750.00	\$60,000.00	\$60,000.00	\$100,000.00
DIMENSION CONSULTING, 1111 STEWART AVE, BETHPAGE, NY (https://www.google.com/maps/place/1111%20STEWART%20AVE,BETHPAGE,NY)	Graph	61	\$81,331.49	\$77,887.00	\$60,000.00	\$120,650.00
TEKGENCE INC., 1111 STEWART AVENUE, BETHPAGE, NY (https://www.google.com/maps/place/1111%20STEWART%20AVENUE,BETHPAGE,NY)	Graph	112	\$85,241.37	\$86,900.00	\$55,000.00	\$148,000.00
Totals	Graph	184	\$83,579.64	\$86,778.00	\$55,000.00	\$148,000.00

Latitude: 40.760825 Longitude: -73.979672

Employer Name/Worksite Address	Graph	Count	Mean Wage	Median Wage	Lowest Wage	Highest Wage
CAPGEMINI AMERICA INC, 1301, 6TH AVE, NEW YORK, NY (https://www.google.com/maps/place/1301,%206TH%20AVE,NEW%20YORK,NY)	Graph	11	\$72,145.91	\$71,781.00	\$71,781.00	\$75,795.00
Totals	Graph	11	\$72,145.91	\$71,781.00	\$71,781.00	\$75,795.00

Latitude: 40.760831 Longitude: -73.830453

Employer Name/Employer Address	Graph	Count	Mean Wage	Median Wage	Lowest Wage	Highest Wage
E888 INTERNATIONAL INC., 136-20 38TH AVENUE, 12TH FLOOR, FLUSHING, NY (https://www.google.com/maps/place/136-20%2038TH%20AVENUE,%2012TH%20FLOOR,FLUSHING,NY)	Graph	1	\$56,243.20	\$56,243.20	\$56,243.20	\$56,243.20
FIBER USA CORPORATION, 136-20 38TH AVE, FLUSHING, NY (https://www.google.com/maps/place/136-20%2038TH%20AVE,FLUSHING,NY)	Graph	1	\$53,081.60	\$53,081.60	\$53,081.60	\$53,081.60
FLEET FINANCIAL GROUP, INC., 136-20 38TH AVENUE, SUITE 10F, FLUSHING, NY (https://www.google.com/maps/place/136-20%2038TH%20AVENUE,%20SUITE%2010F,FLUSHING,NY)	Graph	1	\$57,096.00	\$57,096.00	\$57,096.00	\$57,096.00
LAW OFFICE OF XUEJIE WONG PLLC, 136-20 38TH AVENUE, SUITE 9I, FLUSHING, NY (https://www.google.com/maps/place/136-20%2038TH%20AVENUE,%20SUITE%209I,FLUSHING,NY)	Graph	1	\$31,200.00	\$31,200.00	\$31,200.00	\$31,200.00
LAW OFFICES OF JIALI PAN & ASSOC., PLLC., 136-20 38TH AVE, FLUSHING, NY (https://www.google.com/maps/place/136-20%2038TH%20AVE,FLUSHING,NY)	Graph	1	\$45,843.00	\$45,843.00	\$45,843.00	\$45,843.00
LU NING ARCHITECTURE, PLLC, 136-20 38TH AVE, FLUSHING, NY (https://www.google.com/maps/place/136-20%2038TH%20AVE,FLUSHING,NY)	Graph	1	\$57,096.00	\$57,096.00	\$57,096.00	\$57,096.00
MARCHING TECHNOLOGY, 136-20 38TH AVENUE, FLUSHING, NY (https://www.google.com/maps/place/136-20%2038TH%20AVENUE,FLUSHING,NY)	Graph	1	\$40,000.00	\$40,000.00	\$40,000.00	\$40,000.00
ZHANG & SUN, P.C., 136-20 38TH AVENUE, SUITE 3C, FLUSHING, NY (https://www.google.com/maps/place/136-20%2038TH%20AVENUE,%20SUITE%203C,FLUSHING,NY)	Graph	1	\$83,200.00	\$83,200.00	\$83,200.00	\$83,200.00
JIAN CUI, DERMATOLOGY, P.C., 136-20 38TH AVE., SUITE 5H, FLUSHING, NY (https://www.google.com/maps/place/136-20%2038TH%20AVE.,%20SUITE%205H,FLUSHING,NY)	Graph	2	\$52,298.50	\$48,797.00	\$48,797.00	\$55,800.00
KASEN LAW FIRM, PLLC, 136-20 38TH AVE., SUITE 3C, FLUSHING, NY (https://www.google.com/maps/place/136-20%2038TH%20AVE.,%20SUITE%203C,FLUSHING,NY)	Graph	2	\$49,451.90	\$45,843.00	\$45,843.00	\$53,060.80

Employer Name/Employer Address	Graph	Count	Mean Wage	Median Wage	Lowest Wage	Highest Wage
Z&T ENGINEERING, PC, 136-20 38TH AVE, FLUSHING, NY (https://www.google.com/maps/place/136-20%2038TH%20AVE,FLUSHING,NY)	Graph	2	\$62,171.20	\$62,171.20	\$62,171.20	\$62,171.20
ATA ACCOUNTING & TAX SERVICES LLC, 136-20 38TH AVE SUITE 9G, FLUSHING, NY (https://www.google.com/maps/place/136-20%2038TH%20AVE%20SUITE%209G,FLUSHING,NY)	Graph	3	\$56,160.00	\$56,160.00	\$56,160.00	\$56,160.00
YANG & ASSOCIATES, P.C., 136-20 38TH AVE, FLUSHING, NY (https://www.google.com/maps/place/136-20%2038TH%20AVE,FLUSHING,NY)	Graph	4	\$60,392.80	\$39,520.00	\$39,353.60	\$81,348.80
KEVIN KERVENG TUNG, P.C., 136-20 38TH AVENUE, FLUSHING, NY (https://www.google.com/maps/place/136-20%2038TH%20AVENUE,FLUSHING,NY)	Graph	10	\$46,917.80	\$45,843.00	\$45,843.00	\$56,534.00
Totals	Graph	31	\$52,607.49	\$48,797.00	\$31,200.00	\$83,200.00

Employer Name/Worksite Address	Graph	Count	Mean Wage	Median Wage	Lowest Wage	Highest Wage
E888 INTERNATIONAL INC., 136-20 38TH AVENUE, 12TH FLOOR, FLUSHING, NY (https://www.google.com/maps/place/136-20%2038TH%20AVENUE,%2012TH%20FLOOR,FLUSHING,NY)	Graph	1	\$56,243.20	\$56,243.20	\$56,243.20	\$56,243.20
KEVIN KERVENG TUNG, P.C., 136-20 38TH AVENUE, SUITE 3D, FLUSHING, NY (https://www.google.com/maps/place/136-20%2038TH%20AVENUE,%20SUITE%203D,FLUSHING,NY)	Graph	1	\$56,534.00	\$56,534.00	\$56,534.00	\$56,534.00
LAW OFFICE OF XUEJIE WONG PLLC, 136-20 38TH AVENUE, SUITE 9I, FLUSHING, NY (https://www.google.com/maps/place/136-20%2038TH%20AVENUE,%20SUITE%209I,FLUSHING,NY)	Graph	1	\$31,200.00	\$31,200.00	\$31,200.00	\$31,200.00
LINGLING ZENG PEDIATRICS PC, 136-20 38TH AVE SUITE 5C, FLUSHING, NY (https://www.google.com/maps/place/136-20%2038TH%20AVE%20SUITE%205C,FLUSHING,NY)	Graph	1	\$52,977.60	\$52,977.60	\$52,977.60	\$52,977.60
NYC METRO REGIONAL CENTER, LLC, 136-20 38TH AVE., SUITE 10H, FLUSHING, NY (https://www.google.com/maps/place/136-20%2038TH%20AVE.,%20SUITE%2010H,FLUSHING,NY)	Graph	1	\$53,060.80	\$53,060.80	\$53,060.80	\$53,060.80
SINOVISION, INC., 136-20 38TH AVENUE, SUITE 3J, FLUSHING, NY (https://www.google.com/maps/place/136-20%2038TH%20AVENUE,%20SUITE%203J,FLUSHING,NY)	Graph	1	\$37,752.00	\$37,752.00	\$37,752.00	\$37,752.00
US-CHINA ADVANCED INSTITUTE FOR INTERNATIONAL BUSINESS INC., 136-20 38TH AVE, SUITE 9I, FLUSHING, NY (https://www.google.com/maps/place/136-20%2038TH%20AVE,%20SUITE%209I,FLUSHING,NY)	Graph	1	\$41,600.00	\$41,600.00	\$41,600.00	\$41,600.00
YANG & ASSOCIATES, P.C., 136-20 38TH AVE, SUITE 9C, FLUSHING, NY (https://www.google.com/maps/place/136-20%2038TH%20AVE,%20SUITE%209C,FLUSHING,NY)	Graph	1	\$39,353.60	\$39,353.60	\$39,353.60	\$39,353.60
ZHANG & SUN, P.C., 136-20 38TH AVENUE, SUITE 3C, FLUSHING, NY (https://www.google.com/maps/place/136-20%2038TH%20AVENUE,%20SUITE%203C,FLUSHING,NY)	Graph	1	\$83,200.00	\$83,200.00	\$83,200.00	\$83,200.00
JIAN CUI, DERMATOLOGY, P.C., 136-20 38TH AVE., SUITE 5H, FLUSHING, NY (https://www.google.com/maps/place/136-20%2038TH%20AVE.,%20SUITE%205H,FLUSHING,NY)	Graph	2	\$52,298.50	\$48,797.00	\$48,797.00	\$55,800.00
KASEN LAW FIRM, PLLC, 136-20 38TH AVE., SUITE 3C, FLUSHING, NY (https://www.google.com/maps/place/136-20%2038TH%20AVE.,%20SUITE%203C,FLUSHING,NY)	Graph	2	\$49,451.90	\$45,843.00	\$45,843.00	\$53,060.80
ATA ACCOUNTING & TAX SERVICES LLC, 136-20 38TH AVE SUITE 9G, FLUSHING, NY (https://www.google.com/maps/place/136-20%2038TH%20AVE%20SUITE%209G,FLUSHING,NY)	Graph	3	\$56,160.00	\$56,160.00	\$56,160.00	\$56,160.00
SUMMIT MORTGAGE BANKERS, INC., 136-20 38TH AVENUE, SUITE 11.I, FLUSHING, NY (https://www.google.com/maps/place/136-20%2038TH%20AVENUE,%20SUITE%2011.I,FLUSHING,NY)	Graph	3	\$62,317.00	\$62,317.00	\$62,317.00	\$62,317.00
Z&T ENGINEERING, PC, 136-20 38TH AVE, FLUSHING, NY (https://www.google.com/maps/place/136-20%2038TH%20AVE,FLUSHING,NY)	Graph	9	\$59,964.07	\$57,096.00	\$39,520.00	\$81,348.80
KEVIN KERVENG TUNG, P.C., 136-20 38TH AVENUE, FLUSHING, NY (https://www.google.com/maps/place/136-20%2038TH%20AVENUE,FLUSHING,NY)	Graph	10	\$45,264.40	\$45,843.00	\$40,000.00	\$45,900.00
Totals	Graph	38	\$52,715.09	\$52,977.60	\$31,200.00	\$83,200.00

Latitude: 40.760832 Longitude: -73.979664

Employer Name/Employer Address	Graph	Count	Mean Wage	Median Wage	Lowest Wage	Highest Wage
BRYAN CAVE LLP, 1290 AVENUE OF THE AMERICAS, NEW YORK, NY (https://www.google.com/maps/place/1290%20AVENUE%20OF%20THE%20AMERICAS,NEW%20YORK,NY)	Graph	1	\$243,000.00	\$243,000.00	\$243,000.00	\$243,000.00
CUSHMAN & WAKEFIELD U.S., INC., 1290 AVENUE OF THE AMERICAS, NEW YORK, NY (https://www.google.com/maps/place/1290%20AVENUE%20OF%20THE%20AMERICAS,NEW%20YORK,NY)	Graph	1	\$75,000.00	\$75,000.00	\$75,000.00	\$75,000.00
CUSHMAN & WAKEFIELD, INC., 1290 AVENUE OF THE AMERICAS, NEW YORK, NY (https://www.google.com/maps/place/1290%20AVENUE%20OF%20THE%20AMERICAS,NEW%20YORK,NY)	Graph	1	\$200,000.00	\$200,000.00	\$200,000.00	\$200,000.00
ABBOTT CAPITAL MANAGEMENT, LLC, 1290 AVENUE OF THE AMERICAS, NEW YORK, NY (https://www.google.com/maps/place/1290%20AVENUE%20OF%20THE%20AMERICAS,NEW%20YORK,NY)	Graph	2	\$55,744.00	\$55,744.00	\$55,744.00	\$55,744.00
ONE WILLIAM STREET CAPITAL MANAGEMENT, L.P., 1290 AVENUE OF THE AMERICAS, NEW YORK, NY (https://www.google.com/maps/place/1290%20AVENUE%20OF%20THE%20AMERICAS,NEW%20YORK,NY)	Graph	2	\$125,000.00	\$125,000.00	\$125,000.00	\$125,000.00
HACHETTE BOOK GROUP, INC., 1290 AVENUE OF THE AMERICAS, NEW YORK, NY (https://www.google.com/maps/place/1290%20AVENUE%20OF%20THE%20AMERICAS,NEW%20YORK,NY)	Graph	4	\$123,750.00	\$125,000.00	\$110,000.00	\$135,000.00
SIRIUS XM RADIO INC., 1290 AVENUE OF THE AMERICAS, NEW YORK, NY (https://www.google.com/maps/place/1290%20AVENUE%20OF%20THE%20AMERICAS,NEW%20YORK,NY)	Graph	4	\$110,100.00	\$115,000.00	\$75,000.00	\$125,400.00
AXA EQUITABLE LIFE INSURANCE COMPANY, 1290 AVENUE OF THE AMERICAS, NEW YORK, NY (https://www.google.com/maps/place/1290%20AVENUE%20OF%20THE%20AMERICAS,NEW%20YORK,NY)	Graph	10	\$115,900.40	\$103,500.00	\$80,000.00	\$194,910.00
NEUBERGER BERMAN GROUP LLC, 1290 AVENUE OF THE AMERICAS, NEW YORK, NY (https://www.google.com/maps/place/1290%20AVENUE%20OF%20THE%20AMERICAS,NEW%20YORK,NY)	Graph	14	\$110,982.14	\$110,000.00	\$52,000.00	\$175,000.00
Totals	Graph	39	\$116,093.38	\$112,694.00	\$52,000.00	\$243,000.00

Employer Name/Worksite Address	Graph	Count	Mean Wage	Median Wage	Lowest Wage	Highest Wage
EPACE TECHNOLOGIES INC, 1290 6TH AVE, 10TH FLOOR, NEW YORK, NY (https://www.google.com/maps/place/1290%206TH%20AVE,%2010TH%20FLOOR,NEW%20YORK,NY)	Graph	1	\$91,000.00	\$91,000.00	\$91,000.00	\$91,000.00
SAPIENT CORPORATION, 1290 6TH AVENUE, 10TH FLOOR, NEW YORK, NY (https://www.google.com/maps/place/1290%206TH%20AVENUE,%2010TH%20FLOOR,NEW%20YORK,NY)	Graph	1	\$150,775.70	\$150,775.70	\$150,775.70	\$150,775.70
SAPIENT CORPORATION, 1290 6TH AVENUE, NEW YORK, NY (https://www.google.com/maps/place/1290%206TH%20AVENUE,NEW%20YORK,NY)	Graph	1	\$130,171.00	\$130,171.00	\$130,171.00	\$130,171.00
FIRST TEK, INC., 1290 6TH AVE, NEW YORK, NY (https://www.google.com/maps/place/1290%206TH%20AVE,NEW%20YORK,NY)	Graph	3	\$83,248.00	\$84,864.00	\$74,880.00	\$90,000.00
STATE STREET BANK AND TRUST COMPANY, 1290 AVENUE OF THE AMERICAS, NEW YORK, NY (https://www.google.com/maps/place/1290%20AVENUE%20OF%20THE%20AMERICAS,NEW%20YORK,NY)	Graph	45	\$111,879.00	\$110,000.00	\$52,000.00	\$200,000.00
Totals	Graph	51	\$110,906.78	\$108,992.00	\$52,000.00	\$200,000.00

Latitude: 40.760846 Longitude: -73.966679

Employer Name/Employer Address	Graph	Count	Mean Wage	Median Wage	Lowest Wage	Highest Wage
S.M. GODWIN INC., 215 EAST 58TH STREET, NEW YORK, NY (https://www.google.com/maps/place/215%20EAST%2058TH%20STREET,NEW%20YORK,NY)	Graph	1	\$50,000.00	\$50,000.00	\$50,000.00	\$50,000.00
Totals	Graph	1	\$50,000.00	\$50,000.00	\$50,000.00	\$50,000.00

Employer Name/Worksite Address	Graph	Count	Mean Wage	Median Wage	Lowest Wage	Highest Wage
S.M. GODWIN INC., 215 EAST 58TH STREET, NEW YORK, NY (https://www.google.com/maps/place/215%20EAST%2058TH%20STREET,NEW%20YORK,NY)	Graph	2	\$50,000.00	\$50,000.00	\$50,000.00	\$50,000.00
Totals	Graph	2	\$50,000.00	\$50,000.00	\$50,000.00	\$50,000.00

Latitude: 40.760869 Longitude: -73.812985

Employer Name/Worksite Address	Graph	Count	Mean Wage	Median Wage	Lowest Wage	Highest Wage
DAE MYUNG CHURCH OF GOD, 149-54 SANFORD AVENUE, FLUSHING, NY (https://www.google.com/maps/place/149-54%20SANFORD%20AVENUE,FLUSHING,NY)	Graph	1	\$32,760.00	\$32,760.00	\$32,760.00	\$32,760.00

Employer Name/Worksite Address	Graph	Count	Mean Wage	Median Wage	Lowest Wage	Highest Wage
Totals	Graph	1	\$32,760.00	\$32,760.00	\$32,760.00	\$32,760.00

Latitude: 40.760882 Longitude: -73.971364

Employer Name/Worksite Address	Graph	Count	Mean Wage	Median Wage	Lowest Wage	Highest Wage
H.C. WAINWRIGHT & CO. LLC, 430 PARK AVENUE, NEW YORK, NY (https://www.google.com/maps/place/430%20PARK%20AVENUE,NEW%20YORK,NY)	Graph	1	\$65,749.00	\$65,749.00	\$65,749.00	\$65,749.00
Totals	Graph	1	\$65,749.00	\$65,749.00	\$65,749.00	\$65,749.00

Employer Name/Worksite Address	Graph	Count	Mean Wage	Median Wage	Lowest Wage	Highest Wage
THE BOSTON CONSULTING GROUP, INC., 430 PARK AVENUE, NEW YORK, NY (https://www.google.com/maps/place/430%20PARK%20AVENUE,NEW%20YORK,NY)	Graph	7	\$108,821.51	\$105,000.00	\$65,749.00	\$141,800.00
Totals	Graph	7	\$108,821.51	\$105,000.00	\$65,749.00	\$141,800.00

Latitude: 40.760905 Longitude: -73.764623

Employer Name/Worksite Address	Graph	Count	Mean Wage	Median Wage	Lowest Wage	Highest Wage
E BENEFIT SOLUTION INC., 217-04 NORTHERN BLVD, BAYSIDE, NY (https://www.google.com/maps/place/217-04%20NORTHERN%20BLVD,BAYSIDE,NY)	Graph	2	\$56,669.60	\$47,590.40	\$47,590.40	\$65,748.80
ESTHER HA FOUNDATION, INC., 217-04 NORTHERN BLVD, BAYSIDE, NY (https://www.google.com/maps/place/217-04%20NORTHERN%20BLVD,BAYSIDE,NY)	Graph	2	\$38,147.00	\$38,147.00	\$38,147.00	\$38,147.00
SOLOMON AGENCY CORP, 217-04 NORTHERN BLVD, BAYSIDE, NY (https://www.google.com/maps/place/217-04%20NORTHERN%20BLVD,BAYSIDE,NY)	Graph	2	\$60,382.40	\$59,030.40	\$59,030.40	\$61,734.40
SOLOMON AGENCY CORP., 217-04 NORTHERN BLVD, BAYSIDE, NY (https://www.google.com/maps/place/217-04%20NORTHERN%20BLVD,BAYSIDE,NY)	Graph	5	\$76,577.28	\$69,388.80	\$65,748.80	\$101,254.40
Totals	Graph	11	\$63,025.85	\$65,748.80	\$38,147.00	\$101,254.40

Employer Name/Worksite Address	Graph	Count	Mean Wage	Median Wage	Lowest Wage	Highest Wage
SOLOMON AGENCY CORP, 217-04 NORTHERN BLVD, BAYSIDE, NY (https://www.google.com/maps/place/217-04%20NORTHERN%20BLVD,BAYSIDE,NY)	Graph	9	\$68,554.49	\$65,748.80	\$47,590.40	\$101,254.40
Totals	Graph	9	\$68,554.49	\$65,748.80	\$47,590.40	\$101,254.40

Latitude: 40.760959 Longitude: -73.98328

Employer Name/Worksite Address	Graph	Count	Mean Wage	Median Wage	Lowest Wage	Highest Wage
SEQ TECHNOLOGY LLC, 757 7TH AVENUE, NEW YORK, NY (https://www.google.com/maps/place/757%207TH%20AVENUE,NEW%20YORK,NY)	Graph	1	\$150,000.00	\$150,000.00	\$150,000.00	\$150,000.00
Totals	Graph	1	\$150,000.00	\$150,000.00	\$150,000.00	\$150,000.00

Latitude: 40.76097 Longitude: -73.9694

Employer Name/Worksite Address	Graph	Count	Mean Wage	Median Wage	Lowest Wage	Highest Wage
HIGHGATE HOTELS LP, 130 EAST 57TH STREET, NEW YORK, NY (https://www.google.com/maps/place/130%20EAST%2057TH%20STREET,NEW%20YORK,NY)	Graph	1	\$52,000.00	\$52,000.00	\$52,000.00	\$52,000.00
Totals	Graph	1	\$52,000.00	\$52,000.00	\$52,000.00	\$52,000.00

Latitude: 40.760979 Longitude: -73.926269

Employer Name/Employer Address	Graph	Count	Mean Wage	Median Wage	Lowest Wage	Highest Wage
PHYSIOCARE PHYSICAL THERAPY, P.C, 32-44 31ST STREET, ASTORIA, NY (https://www.google.com/maps/place/32-44%2031ST%20STREET,ASTORIA,NY)	Graph	1	\$83,000.00	\$83,000.00	\$83,000.00	\$83,000.00
Totals	Graph	1	\$83,000.00	\$83,000.00	\$83,000.00	\$83,000.00

Employer Name/Worksite Address	Graph	Count	Mean Wage	Median Wage	Lowest Wage	Highest Wage
PHYSIOCARE PHYSICAL THERAPY, P.C, 32-44 31ST STREET, ASTORIA, NY (https://www.google.com/maps/place/32-44%2031ST%20STREET,ASTORIA,NY)	Graph	1	\$83,000.00	\$83,000.00	\$83,000.00	\$83,000.00
Totals	Graph	1	\$83,000.00	\$83,000.00	\$83,000.00	\$83,000.00

Latitude: 40.760999 Longitude: -73.975106

Employer Name/Employer Address	Graph	Count	Mean Wage	Median Wage	Lowest Wage	Highest Wage
HAP INVESTMENTS, LLC, 3 EAST 54TH STREET, NEW YORK, NY (https://www.google.com/maps/place/3%20EAST%2054TH%20STREET,NEW%20YORK,NY)	Graph	1	\$65,749.00	\$65,749.00	\$65,749.00	\$65,749.00
RENAISSANCE JEWELRY NEW YORK INC., 3 EAST 54TH STREET, NEW YORK, NY (https://www.google.com/maps/place/3%20EAST%2054TH%20STREET,NEW%20YORK,NY)	Graph	1	\$62,000.00	\$62,000.00	\$62,000.00	\$62,000.00
ADVISE TECHNOLOGIES LLC, 3 EAST 54TH STREET, NEW YORK, NY (https://www.google.com/maps/place/3%20EAST%2054TH%20STREET,NEW%20YORK,NY)	Graph	2	\$61,500.00	\$53,000.00	\$53,000.00	\$70,000.00
WORLD ECONOMIC FORUM USA INC., 3 EAST 54TH STREET, NEW YORK, NY (https://www.google.com/maps/place/3%20EAST%2054TH%20STREET,NEW%20YORK,NY)	Graph	2	\$107,000.00	\$107,000.00	\$107,000.00	\$107,000.00
WORLD ECONOMIC FORUM LLC, 3 EAST 54TH STREET, NEW YORK, NY (https://www.google.com/maps/place/3%20EAST%2054TH%20STREET,NEW%20YORK,NY)	Graph	4	\$125,772.50	\$110,000.00	\$95,000.00	\$168,090.00
Totals	Graph	10	\$96,783.90	\$95,000.00	\$53,000.00	\$168,090.00

Employer Name/Worksite Address	Graph	Count	Mean Wage	Median Wage	Lowest Wage	Highest Wage
SHAWMUT DESIGN AND CONSTRUCTION, 3 E. 54TH STREET, NEW YORK, NY (https://www.google.com/maps/place/3%20E.%2054TH%20STREET,NEW%20YORK,NY)	Graph	1	\$80,000.00	\$80,000.00	\$80,000.00	\$80,000.00
SHAWMUT WOODWORKING & SUPPLY, INC., 3 E 54TH STREET, NEW YORK, NY (https://www.google.com/maps/place/3%20E%2054TH%20STREET,NEW%20YORK,NY)	Graph	2	\$117,500.00	\$70,000.00	\$70,000.00	\$165,000.00
WORLD ECONOMIC FORUM USA INC., 3 EAST 54TH STREET, NEW YORK, NY (https://www.google.com/maps/place/3%20EAST%2054TH%20STREET,NEW%20YORK,NY)	Graph	8	\$93,968.63	\$95,000.00	\$62,000.00	\$130,000.00
Totals	Graph	11	\$96,977.18	\$95,000.00	\$62,000.00	\$165,000.00

Latitude: 40.761015 Longitude: -73.832834

Employer Name/Employer Address	Graph	Count	Mean Wage	Median Wage	Lowest Wage	Highest Wage
GENG & ASSOCIATES, P.C., 3907 PRINCE ST, FLUSHING, NY (https://www.google.com/maps/place/3907%20PRINCE%20ST,FLUSHING,NY)	Graph	1	\$53,164.80	\$53,164.80	\$53,164.80	\$53,164.80
LAW OFFICES OF FUQIANG ZHANG, P.C., 3907 PRINCE STREET, SUITE 3E, FLUSHING, NY (https://www.google.com/maps/place/3907%20PRINCE%20STREET,%20SUITE%203E,FLUSHING,NY)	Graph	1	\$55,764.80	\$55,764.80	\$55,764.80	\$55,764.80
THE LAW OFFICES OF FUQIANG ZHANG, P.C., 3907 PRINCE STREET, SUITE 3E, FLUSHING, NY (https://www.google.com/maps/place/3907%20PRINCE%20STREET,%20SUITE%203E,FLUSHING,NY)	Graph	1	\$56,451.20	\$56,451.20	\$56,451.20	\$56,451.20
LAW OFFICE OF XIN MIAO LLC, 3907 PRINCE STREET, SUITE 6F, FLUSHING, NY (https://www.google.com/maps/place/3907%20PRINCE%20STREET,%20SUITE%206F,FLUSHING,NY)	Graph	2	\$79,144.00	\$79,144.00	\$79,144.00	\$79,144.00
Totals	Graph	5	\$64,733.76	\$56,451.20	\$53,164.80	\$79,144.00

Employer Name/Worksite Address	Graph	Count	Mean Wage	Median Wage	Lowest Wage	Highest Wage
GENG & ASSOCIATES, P.C., 3907 PRINCE ST, FLUSHING, NY (https://www.google.com/maps/place/3907%20PRINCE%20ST,FLUSHING,NY)	Graph	1	\$53,164.80	\$53,164.80	\$53,164.80	\$53,164.80

Employer Name/Worksite Address	Graph	Count	Mean Wage	Median Wage	Lowest Wage	Highest Wage
LAW OFFICE OF XIN MIAO LLC, 3907 PRINCE STREET, SUITE 6F, FLUSHING, NY (https://www.google.com/maps/place/3907%20PRINCE%20STREET,%20SUITE%206F,FLUSHING,NY)	Graph	2	\$79,144.00	\$79,144.00	\$79,144.00	\$79,144.00
LAW OFFICES OF FUQIANG ZHANG, P.C., 3907 PRINCE STREET, SUITE 3E, FLUSHING, NY (https://www.google.com/maps/place/3907%20PRINCE%20STREET,%20SUITE%203E,FLUSHING,NY)	Graph	4	\$62,727.60	\$55,764.80	\$53,164.80	\$85,529.60
Totals	Graph	7	\$66,051.89	\$56,451.20	\$53,164.80	\$85,529.60

Latitude: 40.761037 Longitude: -73.983386

Employer Name/Employer Address	Graph	Count	Mean Wage	Median Wage	Lowest Wage	Hig W:
SAWAYA SEGALAS & CO, LLC, 888 SEVENTH AVENUE, NEW YORK, NY (https://www.google.com/maps/place/888%20SEVENTH%20AVENUE,NEW%20YORK,NY)	Graph	1	\$85,000.00	\$85,000.00	\$85,000.00	\$85,000.00
YOUDEVISE, INC., 888 SEVENTH AVENUE, 28TH FLOOR, NEW YORK, NY (https://www.google.com/maps/place/888%20SEVENTH%20AVENUE,%2028TH%20FLOOR,NEW%20YORK,NY)	Graph	1	\$114,600.00	\$114,600.00	\$114,600.00	\$114,600.00
Totals	Graph	2	\$99,800.00	\$85,000.00	\$85,000.00	\$114,600.00

Employer Name/Worksite Address	Graph	Count	Mean Wage	Median Wage	Lowest Wage	Hig W:
SAWAYA SEGALAS & CO, LLC, 888 SEVENTH AVENUE, NEW YORK, NY (https://www.google.com/maps/place/888%20SEVENTH%20AVENUE,NEW%20YORK,NY)	Graph	1	\$85,000.00	\$85,000.00	\$85,000.00	\$85,000.00
YOUDEVISE, INC., 888 SEVENTH AVENUE, 28TH FLOOR, NEW YORK, NY (https://www.google.com/maps/place/888%20SEVENTH%20AVENUE,%2028TH%20FLOOR,NEW%20YORK,NY)	Graph	1	\$114,600.00	\$114,600.00	\$114,600.00	\$114,600.00
Totals	Graph	2	\$99,800.00	\$85,000.00	\$85,000.00	\$114,600.00

Latitude: 40.761044 Longitude: -73.973187

Employer Name/Employer Address	Graph	Count	Mean Wage	Median Wage	Lowest Wage	Highest Wage
CHELSEFIELD AMERICA LLC, 551 MADISON AVENUE, NEW YORK, NY (https://www.google.com/maps/place/551%20MADISON%20AVENUE,NEW%20YORK,NY)	Graph	1	\$285,000.00	\$285,000.00	\$285,000.00	\$285,000.00
GROTON PARTNERS LLC, 551 MADISON AVENUE, NEW YORK, NY (https://www.google.com/maps/place/551%20MADISON%20AVENUE,NEW%20YORK,NY)	Graph	1	\$48,000.00	\$48,000.00	\$48,000.00	\$48,000.00
Totals	Graph	2	\$166,500.00	\$48,000.00	\$48,000.00	\$285,000.00

Employer Name/Worksite Address	Graph	Count	Mean Wage	Median Wage	Lowest Wage	Highest Wage
GROTON PARTNERS LLC, 551 MADISON AVENUE, NEW YORK, NY (https://www.google.com/maps/place/551%20MADISON%20AVENUE,NEW%20YORK,NY)	Graph	2	\$166,500.00	\$48,000.00	\$48,000.00	\$285,000.00
Totals	Graph	2	\$166,500.00	\$48,000.00	\$48,000.00	\$285,000.00

Latitude: 40.761054 Longitude: -73.763704

Employer Name/Employer Address	Graph	Count	Mean Wage	Median Wage	Lowest Wage	Highest Wage
MIN YOUNG SONG CPA, P.C., 218-14 NORTHERN BLVD., #206, BAYSIDE, NY (https://www.google.com/maps/place/218-14%20NORTHERN%20BLVD.,%20#206,BAYSIDE,NY)	Graph	1	\$55,764.80	\$55,764.80	\$55,764.80	\$55,764.80
DAVID SHIN CPA PC, 218-14 NORTHERN BLVD SUITE 108, BAYSIDE, NY (https://www.google.com/maps/place/218-14%20NORTHERN%20BLVD%20SUITE%20108,BAYSIDE,NY)	Graph	3	\$56,506.67	\$55,764.80	\$55,764.80	\$57,990.40
Totals	Graph	4	\$56,321.20	\$55,764.80	\$55,764.80	\$57,990.40

Employer Name/Worksite Address	Graph	Count	Mean Wage	Median Wage	Lowest Wage	Highest Wage
--------------------------------	-------	-------	-----------	-------------	-------------	--------------

Employer Name/Worksite Address	Graph	Count	Mean Wage	Median Wage	Lowest Wage	Highest Wage
MIN YOUNG SONG CPA, P.C., 218-14 NORTHERN BLVD., #206, BAYSIDE, NY (https://www.google.com/maps/place/218-14%20NORTHERN%20BLVD.,%20#206,BAYSIDE,NY)	Graph	1	\$55,764.80	\$55,764.80	\$55,764.80	\$55,764.80
DAVID SHIN CPA PC, 218-14 NORTHERN BLVD SUITE 108, BAYSIDE, NY (https://www.google.com/maps/place/218-14%20NORTHERN%20BLVD%20SUITE%20108,BAYSIDE,NY)	Graph	3	\$56,506.67	\$55,764.80	\$55,764.80	\$57,990.40
Totals	Graph	4	\$56,321.20	\$55,764.80	\$55,764.80	\$57,990.40

Latitude: 40.761055 Longitude: -73.832708

Employer Name/Employer Address	Graph	Count	Mean Wage	Median Wage	Lowest Wage	Highest Wage
HUAQIAO YIHU INSTITUTE, INC., 3720 PRINCE STREET, FLUSHING, NY (https://www.google.com/maps/place/3720%20PRINCE%20STREET,FLUSHING,NY)	Graph	1	\$57,345.60	\$57,345.60	\$57,345.60	\$57,345.60
LISMA QUEENS ESL CENTER INC, 3720 PRINCE STREET, FLUSHING, NY (https://www.google.com/maps/place/3720%20PRINCE%20STREET,FLUSHING,NY)	Graph	1	\$44,500.00	\$44,500.00	\$44,500.00	\$44,500.00
LISMA QUEENS ESL CENTER INC., 3720 PRINCE STREET, FLUSHING, NY (https://www.google.com/maps/place/3720%20PRINCE%20STREET,FLUSHING,NY)	Graph	1	\$44,720.00	\$44,720.00	\$44,720.00	\$44,720.00
HIGHLAND SERVICE NY, INC., 3720 PRINCE STREET, SUITE 2A, FLUSHING, NY (https://www.google.com/maps/place/3720%20PRINCE%20STREET,%20SUITE%202A,FLUSHING,NY)	Graph	2	\$65,748.80	\$65,748.80	\$65,748.80	\$65,748.80
Totals	Graph	5	\$55,612.64	\$57,345.60	\$44,500.00	\$65,748.80

Employer Name/Worksite Address	Graph	Count	Mean Wage	Median Wage	Lowest Wage	Highest Wage
HIGHLAND SERVICE NY, INC., 3720 PRINCE STREET, SUITE 2A, FLUSHING, NY (https://www.google.com/maps/place/3720%20PRINCE%20STREET,%20SUITE%202A,FLUSHING,NY)	Graph	2	\$65,748.80	\$65,748.80	\$65,748.80	\$65,748.80
HUAQIAO YIHU INSTITUTE, INC., 3720 PRINCE STREET, FLUSHING, NY (https://www.google.com/maps/place/3720%20PRINCE%20STREET,FLUSHING,NY)	Graph	3	\$48,855.20	\$44,720.00	\$44,500.00	\$57,345.60
Totals	Graph	5	\$55,612.64	\$57,345.60	\$44,500.00	\$65,748.80

Latitude: 40.761056 Longitude: -73.998698

Employer Name/Employer Address	Graph	Count	Mean Wage	Median Wage	Lowest Wage	Highest Wage
LIFETIME FITNESS, INC., 605 WEST 42ND STREET, NEW YORK, NY (https://www.google.com/maps/place/605%20WEST%2042ND%20STREET,NEW%20YORK,NY)	Graph	1	\$85,000.00	\$85,000.00	\$85,000.00	\$85,000.00
Totals	Graph	1	\$85,000.00	\$85,000.00	\$85,000.00	\$85,000.00

Employer Name/Worksite Address	Graph	Count	Mean Wage	Median Wage	Lowest Wage	Highest Wage
LIFETIME FITNESS, INC., 605 WEST 42ND STREET, NEW YORK, NY (https://www.google.com/maps/place/605%20WEST%2042ND%20STREET,NEW%20YORK,NY)	Graph	1	\$85,000.00	\$85,000.00	\$85,000.00	\$85,000.00
Totals	Graph	1	\$85,000.00	\$85,000.00	\$85,000.00	\$85,000.00

Latitude: 40.761064 Longitude: -73.973173

Employer Name/Employer Address	Graph	Count	Mean Wage	Median Wage	Lowest Wage	Highest Wage
GEMS AMERICAS, INC., 555 MADISON AVENUE, NEW YORK, NY (https://www.google.com/maps/place/555%20MADISON%20AVENUE,NEW%20YORK,NY)	Graph	1	\$65,000.00	\$65,000.00	\$65,000.00	\$65,000.00
MAXMARA USA INC., 555 MADISON AVENUE, NEW YORK, NY (https://www.google.com/maps/place/555%20MADISON%20AVENUE,NEW%20YORK,NY)	Graph	1	\$65,000.00	\$65,000.00	\$65,000.00	\$65,000.00
RICHARD ATTIAS AND ASSOCIATES, 555 MADISON AVE, NEW YORK, NY (https://www.google.com/maps/place/555%20MADISON%20AVE,NEW%20YORK,NY)	Graph	1	\$90,000.00	\$90,000.00	\$90,000.00	\$90,000.00

Employer Name/Employer Address	Graph	Count	Mean Wage	Median Wage	Lowest Wage	Highest Wage
TORREYA INSIGHTS, LLC, 555 MADISON AVENUE, NEW YORK, NY (https://www.google.com/maps/place/555%20MADISON%20AVENUE,NEW%20YORK,NY)	Graph	2	\$140,472.50	\$84,198.00	\$84,198.00	\$196,747.00
TORREYA PARTNERS, LLC, 555 MADISON AVENUE, NEW YORK, NY (https://www.google.com/maps/place/555%20MADISON%20AVENUE,NEW%20YORK,NY)	Graph	2	\$80,454.50	\$65,749.00	\$65,749.00	\$95,160.00
MILLSTEIN & CO., L.P., 555 MADISON AVENUE, NEW YORK, NY (https://www.google.com/maps/place/555%20MADISON%20AVENUE,NEW%20YORK,NY)	Graph	5	\$100,000.00	\$85,000.00	\$85,000.00	\$160,000.00
Totals	Graph	12	\$96,821.17	\$85,000.00	\$65,000.00	\$196,747.00

Employer Name/Worksite Address	Graph	Count	Mean Wage	Median Wage	Lowest Wage	Highest Wage
RICHARD ATTIAS AND ASSOCIATES, 555 MADISON AVE, NEW YORK, NY (https://www.google.com/maps/place/555%20MADISON%20AVE,NEW%20YORK,NY)	Graph	1	\$90,000.00	\$90,000.00	\$90,000.00	\$90,000.00
TORREYA INSIGHTS, LLC, 555 MADISON AVE., NEW YORK, NY (https://www.google.com/maps/place/555%20MADISON%20AVE.,NEW%20YORK,NY)	Graph	2	\$140,472.50	\$84,198.00	\$84,198.00	\$196,747.00
MAYAN CAPITAL LLC, 555 MADISON AVENUE, NEW YORK, NY (https://www.google.com/maps/place/555%20MADISON%20AVENUE,NEW%20YORK,NY)	Graph	9	\$93,434.33	\$85,000.00	\$65,000.00	\$160,000.00
Totals	Graph	12	\$100,987.83	\$85,000.00	\$65,000.00	\$196,747.00

Latitude: 40.761066 Longitude: -73.957791

Employer Name/Employer Address	Graph	Count	Mean Wage	Median Wage	Lowest Wage	Highest Wage
ANNA HU LLC, 500 EAST 63RD STREET, SUITE 21C, NEW YORK, NY (https://www.google.com/maps/place/500%20EAST%2063RD%20STREET,%20SUITE%2021C,NEW%20YORK,NY)	Graph	1	\$92,081.60	\$92,081.60	\$92,081.60	\$92,081.60
Totals	Graph	1	\$92,081.60	\$92,081.60	\$92,081.60	\$92,081.60

Employer Name/Worksite Address	Graph	Count	Mean Wage	Median Wage	Lowest Wage	Highest Wage
ANNA HU LLC, 500 E 63RD STREET, SUITE 21C, NEW YORK, NY (https://www.google.com/maps/place/500%20E%2063RD%20STREET,%20SUITE%2021C,NEW%20YORK,NY)	Graph	1	\$92,081.60	\$92,081.60	\$92,081.60	\$92,081.60
Totals	Graph	1	\$92,081.60	\$92,081.60	\$92,081.60	\$92,081.60

Latitude: 40.761069 Longitude: -73.575857

Employer Name/Worksite Address	Graph	Count	Mean Wage	Median Wage	Lowest Wage	Highest Wage
LONG ISLAND FQHC, INC., 682 UNION AVENUE, WESTBURY, NY (https://www.google.com/maps/place/682%20UNION%20AVENUE,WESTBURY,NY)	Graph	1	\$75,000.00	\$75,000.00	\$75,000.00	\$75,000.00
Totals	Graph	1	\$75,000.00	\$75,000.00	\$75,000.00	\$75,000.00

Latitude: 40.761092 Longitude: -73.969349

Employer Name/Employer Address	Graph	Count	Mean Wage	Median Wage	Lowest Wage	Highest Wage
ATHENEUM PARTNERS LLC, 135 EAST 57TH STREET, NEW YORK, NY (https://www.google.com/maps/place/135%20EAST%2057TH%20STREET,NEW%20YORK,NY)	Graph	1	\$46,675.00	\$46,675.00	\$46,675.00	\$46,675.00
AVANZA CAPITAL MARKETS, INC., 135 E 57TH STREET, 6TH FLOOR, NEW YORK, NY (https://www.google.com/maps/place/135%20E%2057TH%20STREET,%206TH%20FLOOR,NEW%20YORK,NY)	Graph	1	\$100,000.00	\$100,000.00	\$100,000.00	\$100,000.00
COMPASS GROUP LLC, 135 EAST 57TH STREET, NEW YORK, NY (https://www.google.com/maps/place/135%20EAST%2057TH%20STREET,NEW%20YORK,NY)	Graph	1	\$200,000.00	\$200,000.00	\$200,000.00	\$200,000.00
CRANEMERE INC., 135 EAST 57TH STREET, NEW YORK, NY (https://www.google.com/maps/place/135%20EAST%2057TH%20STREET,NEW%20YORK,NY)	Graph	1	\$130,000.00	\$130,000.00	\$130,000.00	\$130,000.00
GATEWOOD CAPITAL PARTNERS LLC, 135 EAST 57TH STREET, NEW YORK, NY (https://www.google.com/maps/place/135%20EAST%2057TH%20STREET,NEW%20YORK,NY)	Graph	1	\$120,000.00	\$120,000.00	\$120,000.00	\$120,000.00

Employer Name/Employer Address	Graph	Count	Mean Wage	Median Wage	Lowest Wage	Hig W
OXFORD INTELLIGENCE PARTNERS, LLC, 135 E. 57TH STREET, NEW YORK, NY (https://www.google.com/maps/place/135%20E.%2057TH%20STREET,NEW%20YORK,NY)	Graph	1	\$145,000.00	\$145,000.00	\$145,000.00	\$145,
PLEOTINT LLC, 135 E 57TH STREET, NEW YORK, NY (https://www.google.com/maps/place/135%20E.%2057TH%20STREET,NEW%20YORK,NY)	Graph	1	\$70,000.00	\$70,000.00	\$70,000.00	\$70,1
BUZI ASSETS LIMITED, 135 E. 57TH STREET, 6TH FLOOR, NEW YORK, NY (https://www.google.com/maps/place/135%20E.%2057TH%20STREET,%206TH%20FLOOR,NEW%20YORK,NY)	Graph	2	\$81,500.00	\$55,000.00	\$55,000.00	\$108,
EAGLE'S VIEW CAPITAL MANAGEMENT, LLC, 135 E 57TH STREET, NEW YORK, NY (https://www.google.com/maps/place/135%20E.%2057TH%20STREET,NEW%20YORK,NY)	Graph	2	\$102,500.00	\$100,000.00	\$100,000.00	\$105,
EAGLES VIEW MANAGEMENT LP, 135 E 57TH STREET, NEW YORK, NY (https://www.google.com/maps/place/135%20E.%2057TH%20STREET,NEW%20YORK,NY)	Graph	2	\$102,500.00	\$100,000.00	\$100,000.00	\$105,
Totals	Graph	13	\$106,513.46	\$105,000.00	\$46,675.00	\$200,

Employer Name/Worksite Address	Graph	Count	Mean Wage	Median Wage	Lowest Wage	Hig W
AVANZA CAPITAL MARKETS, INC., 135 E 57TH STREET, 6TH FLOOR, NEW YORK, NY (https://www.google.com/maps/place/135%20E.%2057TH%20STREET,%206TH%20FLOOR,NEW%20YORK,NY)	Graph	1	\$100,000.00	\$100,000.00	\$100,000.00	\$100,
OXFORD INTELLIGENCE PARTNERS, LLC, 135 E. 57TH STREET, NEW YORK, NY (https://www.google.com/maps/place/135%20E.%2057TH%20STREET,NEW%20YORK,NY)	Graph	1	\$145,000.00	\$145,000.00	\$145,000.00	\$145,
BUZI ASSETS LIMITED, 135 E. 57TH STREET, 6TH FLOOR, NEW YORK, NY (https://www.google.com/maps/place/135%20E.%2057TH%20STREET,%206TH%20FLOOR,NEW%20YORK,NY)	Graph	2	\$81,500.00	\$55,000.00	\$55,000.00	\$108,
GATEWOOD CAPITAL PARTNERS LLC, 135 EAST 57TH STREET, NEW YORK, NY (https://www.google.com/maps/place/135%20EAST%2057TH%20STREET,NEW%20YORK,NY)	Graph	4	\$124,168.75	\$120,000.00	\$46,675.00	\$200,
EAGLE'S VIEW CAPITAL MANAGEMENT, LLC, 135 E 57TH STREET, NEW YORK, NY (https://www.google.com/maps/place/135%20E.%2057TH%20STREET,NEW%20YORK,NY)	Graph	5	\$96,000.00	\$100,000.00	\$70,000.00	\$105,
Totals	Graph	13	\$106,513.46	\$105,000.00	\$46,675.00	\$200,

Latitude: 40.76111 Longitude: -73.827064

Employer Name/Employer Address	Graph	Count	Mean Wage	Median Wage	Lowest Wage	Highest Wage
GOLDEN 3T TRADING CORP, 13640 39TH AVE STE 508, FLUSHING, NY (https://www.google.com/maps/place/13640%2039TH%20AVE%20STE%20508,FLUSHING,NY)	Graph	1	\$70,720.00	\$70,720.00	\$70,720.00	\$70,720.00
LT ACCOUNTING & TAX INC, 13682 39TH AVENUE, FLUSHING, NY (https://www.google.com/maps/place/13682%2039TH%20AVENUE,FLUSHING,NY)	Graph	1	\$55,764.80	\$55,764.80	\$55,764.80	\$55,764.80
Totals	Graph	2	\$63,242.40	\$55,764.80	\$55,764.80	\$70,720.00

Employer Name/Worksite Address	Graph	Count	Mean Wage	Median Wage	Lowest Wage	Highest Wage
GOLDEN 3T TRADING CORP, 13640 39TH AVE STE 508, FLUSHING, NY (https://www.google.com/maps/place/13640%2039TH%20AVE%20STE%20508,FLUSHING,NY)	Graph	1	\$70,720.00	\$70,720.00	\$70,720.00	\$70,720.00
LT ACCOUNTING & TAX INC, 13682 39TH AVENUE, FLUSHING, NY (https://www.google.com/maps/place/13682%2039TH%20AVENUE,FLUSHING,NY)	Graph	1	\$55,764.80	\$55,764.80	\$55,764.80	\$55,764.80
WEI WEI & CO. LLP, 13310 39TH AVE, FLUSHING, NY (https://www.google.com/maps/place/13310%2039TH%20AVE,FLUSHING,NY)	Graph	23	\$55,764.80	\$55,764.80	\$55,764.80	\$55,764.80
Totals	Graph	25	\$56,363.01	\$55,764.80	\$55,764.80	\$70,720.00

Latitude: 40.761122 Longitude: -73.973294

Employer Name/Worksite Address	Graph	Count	Mean Wage	Median Wage	Lowest Wage	Highest Wage
WIPRO LIMITED, 550 MADISON AVE, NEW YORK, NY (https://www.google.com/maps/place/550%20MADISON%20AVE,NEW%20YORK,NY)	Graph	5	\$84,198.00	\$84,198.00	\$84,198.00	\$84,198.00
Totals	Graph	5	\$84,198.00	\$84,198.00	\$84,198.00	\$84,198.00

Latitude: 40.761122 Longitude: -73.971025

Employer Name/Employer Address	Graph	Count	Mean Wage	Median Wage	Lowest Wage	Highest Wage
BENAMON USA NO. 1 PTY LTD, 445 PARK AVENUE, NEW YORK, NY (https://www.google.com/maps/place/445%20PARK%20AVENUE,NEW%20YORK,NY)	Graph	1	\$275,000.00	\$275,000.00	\$275,000.00	\$275,000.00
DEXIA CREDIT LOCAL, NEW YORK BRANCH, 445 PARK AVENUE, NEW YORK, NY (https://www.google.com/maps/place/445%20PARK%20AVENUE,NEW%20YORK,NY)	Graph	1	\$84,000.00	\$84,000.00	\$84,000.00	\$84,000.00
GROCON (USA) LLC, 445 PARK AVENUE, NEW YORK, NY (https://www.google.com/maps/place/445%20PARK%20AVENUE,NEW%20YORK,NY)	Graph	1	\$190,000.00	\$190,000.00	\$190,000.00	\$190,000.00
HALSTEAD PROPERTY DEVELOPMENT MARKETING, LLC, 445 PARK AVENUE, NEW YORK, NY (https://www.google.com/maps/place/445%20PARK%20AVENUE,NEW%20YORK,NY)	Graph	1	\$95,000.00	\$95,000.00	\$95,000.00	\$95,000.00
CHILD MIND INSTITUTE, INC., 445 PARK AVENUE, NEW YORK, NY (https://www.google.com/maps/place/445%20PARK%20AVENUE,NEW%20YORK,NY)	Graph	2	\$57,503.60	\$47,507.20	\$47,507.20	\$67,500.00
HARDEE BROTHERS, LLC, 445 PARK AVENUE, 9TH FLOOR, NEW YORK, NY (https://www.google.com/maps/place/445%20PARK%20AVENUE,%209TH%20FLOOR,NEW%20YORK,NY)	Graph	2	\$68,317.50	\$50,939.00	\$50,939.00	\$85,696.00
Totals	Graph	8	\$111,955.28	\$84,000.00	\$47,507.20	\$275,000.00

Employer Name/Worksite Address	Graph	Count	Mean Wage	Median Wage	Lowest Wage	Highest Wage
SYNTEL CONSULTING INC., 445 PARK AVENUE, 5TH FLOOR, NEW YORK, NY (https://www.google.com/maps/place/445%20PARK%20AVENUE,%205TH%20FLOOR,NEW%20YORK,NY)	Graph	1	\$64,813.00	\$64,813.00	\$64,813.00	\$64,813.00
HARDEE BROTHERS, LLC, 445 PARK AVENUE, 9TH FLOOR, NEW YORK, NY (https://www.google.com/maps/place/445%20PARK%20AVENUE,%209TH%20FLOOR,NEW%20YORK,NY)	Graph	2	\$68,317.50	\$50,939.00	\$50,939.00	\$85,696.00
SYNTEL CONSULTING INC., 445 PARK AVE, NEW YORK, NY (https://www.google.com/maps/place/445%20PARK%20AVE,NEW%20YORK,NY)	Graph	4	\$64,813.00	\$64,813.00	\$64,813.00	\$64,813.00
CHILD MIND INSTITUTE, INC., 445 PARK AVENUE, NEW YORK, NY (https://www.google.com/maps/place/445%20PARK%20AVENUE,NEW%20YORK,NY)	Graph	18	\$98,710.73	\$84,864.00	\$47,507.20	\$275,000.00
Totals	Graph	25	\$89,499.73	\$67,500.00	\$47,507.20	\$275,000.00

Latitude: 40.761126 Longitude: -73.985468

Employer Name/Worksite Address	Graph	Count	Mean Wage	Median Wage	Lowest Wage	Highest Wage
HWC VENTURES LLC, 250 W. 49TH STREET, NEW YORK CITY, NY (https://www.google.com/maps/place/250W.%2049TH%20STREET,NEW%20YORK%20CITY,NY)	Graph	1	\$95,000.00	\$95,000.00	\$95,000.00	\$95,000.00
Totals	Graph	1	\$95,000.00	\$95,000.00	\$95,000.00	\$95,000.00

Latitude: 40.761166 Longitude: -73.966784

Employer Name/Employer Address	Graph	Count	Mean Wage	Median Wage	Lowest Wage	Highest Wage
FORTUNY, INC., 979 THIRD AVE., NEW YORK, NY (https://www.google.com/maps/place/979%20THIRD%20AVE.,NEW%20YORK,NY)	Graph	1	\$64,916.80	\$64,916.80	\$64,916.80	\$64,916.80
Totals	Graph	1	\$64,916.80	\$64,916.80	\$64,916.80	\$64,916.80

Employer Name/Worksite Address	Graph	Count	Mean Wage	Median Wage	Lowest Wage	Highest Wage
FORTUNY, INC., 979 THIRD AVE., NEW YORK, NY (https://www.google.com/maps/place/979%20THIRD%20AVE.,NEW%20YORK,NY)	Graph	1	\$64,916.80	\$64,916.80	\$64,916.80	\$64,916.80
Totals	Graph	1	\$64,916.80	\$64,916.80	\$64,916.80	\$64,916.80

Latitude: 40.761171 Longitude: -73.53052

Employer Name/Employer Address	Graph	Count	Mean Wage	Median Wage	Lowest Wage	Highest Wage

Employer Name/Employer Address	Graph	Count	Mean Wage	Median Wage	Lowest Wage	Highest Wage
CSI SECURITY SYSTEMS INC, 260 W OLD COUNTRY RD STE 4, HICKSVILLE, NY (https://www.google.com/maps/place/260%20W%20OLD%20COUNTRY%20RD%20STE%204,HICKSVILLE,NY)	Graph	2	\$55,848.00	\$55,848.00	\$55,848.00	\$55,848.00
Totals	Graph	2	\$55,848.00	\$55,848.00	\$55,848.00	\$55,848.00

Employer Name/Worksite Address	Graph	Count	Mean Wage	Median Wage	Lowest Wage	Highest Wage
CSI SECURITY SYSTEMS INC, 260 W OLD COUNTRY RD STE 4, HICKSVILLE, NY (https://www.google.com/maps/place/260%20W%20OLD%20COUNTRY%20RD%20STE%204,HICKSVILLE,NY)	Graph	2	\$55,848.00	\$55,848.00	\$55,848.00	\$55,848.00
Totals	Graph	2	\$55,848.00	\$55,848.00	\$55,848.00	\$55,848.00

Latitude: 40.761202 Longitude: -73.979391

Employer Name/Employer Address	Graph	Count	Mean Wage	Median Wage	Lowest Wage	Highest Wage
FUBOTV, 1300 AVENUE OF THE AMERICAS, 7TH FLOOR, NEW YORK, NY (https://www.google.com/maps/place/1300%20AVENUE%20OF%20THE%20AMERICAS,%207TH%20FLOOR,NEW%20YORK,NY)	Graph	5	\$155,000.00	\$155,000.00	\$155,000.00	\$155,000.00
Totals	Graph	5	\$155,000.00	\$155,000.00	\$155,000.00	\$155,000.00

Employer Name/Worksite Address	Graph	Count	Mean Wage	Median Wage	Lowest Wage	Highest Wage
FUBOTV, 1300 AVENUE OF THE AMERICAS, 7TH FLOOR, NEW YORK, NY (https://www.google.com/maps/place/1300%20AVENUE%20OF%20THE%20AMERICAS,%207TH%20FLOOR,NEW%20YORK,NY)	Graph	5	\$155,000.00	\$155,000.00	\$155,000.00	\$155,000.00
Totals	Graph	5	\$155,000.00	\$155,000.00	\$155,000.00	\$155,000.00

Latitude: 40.761228 Longitude: -73.803801

Employer Name/Employer Address	Graph	Count	Mean Wage	Median Wage	Lowest Wage	Highest Wage
PRIORITY AGENCY, INC., 41-03 162 ST, FLUSHING, NY (https://www.google.com/maps/place/41-03%20162%20ST,FLUSHING,NY)	Graph	1	\$69,388.80	\$69,388.80	\$69,388.80	\$69,388.80
Totals	Graph	1	\$69,388.80	\$69,388.80	\$69,388.80	\$69,388.80

Employer Name/Worksite Address	Graph	Count	Mean Wage	Median Wage	Lowest Wage	Highest Wage
PRIORITY AGENCY, INC., 41-03 162 STREET, FLUSHING, NY (https://www.google.com/maps/place/41-03%20162%20STREET,FLUSHING,NY)	Graph	1	\$69,388.80	\$69,388.80	\$69,388.80	\$69,388.80
Totals	Graph	1	\$69,388.80	\$69,388.80	\$69,388.80	\$69,388.80

Latitude: 40.76128 Longitude: -73.979498

Employer Name/Employer Address	Graph	Count	Mean Wage	Median Wage	Lowest Wage	Highest Wage
CHADBOURNE & PARKE LLP, 1301 AVE OF THE AMERICAS, NEW YORK, NY (https://www.google.com/maps/place/1301%20AVE%20OF%20THE%20AMERICAS,NEW%20YORK,NY)	Graph	1	\$100,000.00	\$100,000.00	\$100,000.00	\$100,000.00
CHADBOURNE & PARKE LLP, 1301 AVENUE OF THE AMERICAS, NEW YORK, NY (https://www.google.com/maps/place/1301%20AVENUE%20OF%20THE%20AMERICAS,NEW%20YORK,NY)	Graph	1	\$160,000.00	\$160,000.00	\$160,000.00	\$160,000.00
CLSA AMERICAS LLC, 1301 AVENUE OF THE AMERICAS, NEW YORK, NY (https://www.google.com/maps/place/1301%20AVENUE%20OF%20THE%20AMERICAS,NEW%20YORK,NY)	Graph	1	\$275,000.00	\$275,000.00	\$275,000.00	\$275,000.00
CLSA AMERICAS, LLC, 1301 AVENUE OF THE AMERICAS, NEW YORK, NY (https://www.google.com/maps/place/1301%20AVENUE%20OF%20THE%20AMERICAS,NEW%20YORK,NY)	Graph	1	\$56,502.00	\$56,502.00	\$56,502.00	\$56,502.00
CREDIT AGRICOLE AMERICA SERVICES INC., 1301 AVENUE OF THE AMERICAS, NEW YORK, NY (https://www.google.com/maps/place/1301%20AVENUE%20OF%20THE%20AMERICAS,NEW%20YORK,NY)	Graph	1	\$100,000.00	\$100,000.00	\$100,000.00	\$100,000.00

Employer Name/Employer Address	Graph	Count	Mean Wage	Median Wage	Lowest Wage	Highest Wage
MUFG UNION BANK, N.A., 1251 AVENUE OF THE AMERICAS, NEW YORK, NY (https://www.google.com/maps/place/1251%20AVENUE%20OF%20THE%20AMERICAS,NEW%20YORK,NY)	Graph	1	\$90,000.00	\$90,000.00	\$90,000.00	\$90,000.00
NORTON ROSE FULBRIGHT US LLP, 1301 AVENUE OF THE AMERICAS, NEW YORK, NY (https://www.google.com/maps/place/1301%20AVENUE%20OF%20THE%20AMERICAS,NEW%20YORK,NY)	Graph	3	\$266,590.00	\$281,680.00	\$201,200.00	\$316,890.00
COHNREZNICK LLP, 1301 AVENUE OF THE AMERICAS, NEW YORK, NY (https://www.google.com/maps/place/1301%20AVENUE%20OF%20THE%20AMERICAS,NEW%20YORK,NY)	Graph	4	\$144,500.00	\$128,000.00	\$115,000.00	\$195,000.00
CREDIT AGRICOLE CORPORATE AND INVESTMENT BANK, 1301 AVENUE OF THE AMERICAS, NEW YORK, NY (https://www.google.com/maps/place/1301%20AVENUE%20OF%20THE%20AMERICAS,NEW%20YORK,NY)	Graph	4	\$197,500.00	\$175,000.00	\$175,000.00	\$220,000.00
CREDIT AGRICOLE SECURITIES (USA) INC., 1301 AVENUE OF THE AMERICAS, NEW YORK, NY (https://www.google.com/maps/place/1301%20AVENUE%20OF%20THE%20AMERICAS,NEW%20YORK,NY)	Graph	4	\$150,500.00	\$135,000.00	\$125,000.00	\$171,000.00
Totals	Graph	21	\$169,108.19	\$171,000.00	\$56,502.00	\$316,890.00

Employer Name/Worksite Address	Graph	Count	Mean Wage	Median Wage	Lowest Wage	Highest Wage
3S BUSINESS CORPORATION, 1301 6TH AVENUE, NEW YORK, NY (https://www.google.com/maps/place/1301%20%206TH%20AVENUE,NEW%20YORK,NY)	Graph	1	\$60,000.00	\$60,000.00	\$60,000.00	\$60,000.00
ALLIED INFORMATICS, INC, 1301 AVENUE OF THE AMERICAS,, NEW YORK, NY (https://www.google.com/maps/place/1301%20AVENUE%20OF%20THE%20AMERICAS,,NEW%20YORK,NY)	Graph	1	\$76,000.00	\$76,000.00	\$76,000.00	\$76,000.00
EPAM SYSTEMS, INC., 1301 AVE OF THE AMERICAS, NEW YORK, NY (https://www.google.com/maps/place/1301%20AVE%20OF%20THE%20AMERICAS,NEW%20YORK,NY)	Graph	1	\$80,000.00	\$80,000.00	\$80,000.00	\$80,000.00
EXPLICIT SYSTEMS USA, INC., BARCLAYS, NEW YORK, NY (https://www.google.com/maps/place/BARCLAYS,NEW%20YORK,NY)	Graph	1	\$95,000.00	\$95,000.00	\$95,000.00	\$95,000.00
MERIDIANSOFT, INC., 1301 6TH AVE., NEW YORK, NY (https://www.google.com/maps/place/1301%206TH%20AVE.,NEW%20YORK,NY)	Graph	1	\$72,000.00	\$72,000.00	\$72,000.00	\$72,000.00
MORGAN STANLEY SERVICES GROUP INC, 1221 AVENUE OF THE AMERICAS, NEW YORK, NY (https://www.google.com/maps/place/1221%20AVENUE%20OF%20THE%20AMERICAS,NEW%20YORK,NY)	Graph	1	\$110,000.00	\$110,000.00	\$110,000.00	\$110,000.00
VERANS BUSINESS SOLUTIONS, INC, BARCLAYS CAPITAL INC, NEW YORK, NY (https://www.google.com/maps/place/BARCLAYS%20CAPITAL%20INC,NEW%20YORK,NY)	Graph	2	\$68,500.00	\$65,000.00	\$65,000.00	\$68,500.00
WILSON SONSINI GOODRICH & ROSATI, 1301 AVENUE OF THE AMERICAS 40TH FLOOR, NEW YORK, NY (https://www.google.com/maps/place/1301%20AVENUE%20OF%20THE%20AMERICAS%2040TH%20FLOOR,NEW%20YORK,NY)	Graph	2	\$180,000.00	\$180,000.00	\$180,000.00	\$180,000.00
CAPGEMINI AMERICA INC, 1301 SIXTH AVE, NEW YORK, NY (https://www.google.com/maps/place/1301%20SIXTH%20AVE,NEW%20YORK,NY)	Graph	15	\$82,745.00	\$84,198.00	\$84,198.00	\$82,745.00
COMPUNNEL SOFTWARE GROUP, INC., 1301 6TH AVE, NEW YORK, NY (https://www.google.com/maps/place/1301%206TH%20AVE,NEW%20YORK,NY)	Graph	21	\$87,809.23	\$89,000.00	\$89,000.00	\$87,809.23
ISITE TECHNOLOGIES INC, 1301 6TH AVENUE, NEW YORK, NY (https://www.google.com/maps/place/1301%206TH%20AVENUE,NEW%20YORK,NY)	Graph	22	\$97,350.08	\$95,701.00	\$95,701.00	\$97,350.08
BARCLAYS SERVICES CORP., 1301 AVENUE OF THE AMERICAS, NEW YORK, NY (https://www.google.com/maps/place/1301%20AVENUE%20OF%20THE%20AMERICAS,NEW%20YORK,NY)	Graph	109	\$126,489.41	\$123,040.00	\$123,040.00	\$126,489.41
BARCLAYS SERVICES CORP., 1301 SIXTH AVENUE, NEW YORK, NY (https://www.google.com/maps/place/1301%20SIXTH%20AVENUE,NEW%20YORK,NY)	Graph	119	\$84,423.71	\$75,800.00	\$75,800.00	\$84,423.71
Totals	Graph	296	\$101,522.42	\$90,813.00	\$90,813.00	\$101,522.42

Latitude: 40.761285 Longitude: -73.968188

Employer Name/Employer Address	Graph	Count	Mean Wage	Median Wage	Lowest Wage	Highest Wage
IMMERSIVE ENTERPRISE LLC, 29 WEST 35TH STREET, NEW YORK, NY (https://www.google.com/maps/place/29%20WEST%2035TH%20STREET,NEW%20YORK,NY)	Graph	1	\$120,000.00	\$120,000.00	\$120,000.00	\$120,000.00
Totals	Graph	1	\$120,000.00	\$120,000.00	\$120,000.00	\$120,000.00

Employer Name/Worksite Address	Graph	Count	Mean Wage	Median Wage	Lowest Wage	Highest Wage
TOP LINE MANAGEMENT LLC, 150 EAST 58TH ST., NEW YORK, NY (https://www.google.com/maps/place/150%20EAST%2058TH%20ST.,NEW%20YORK,NY)	Graph	1	\$160,000.00	\$160,000.00	\$160,000.00	\$160,000.00

Employer Name/Worksite Address	Graph	Count	Mean Wage	Median Wage	Lowest Wage	Highest Wage
DRAGON GATE INVESTMENT PARTNERS, LLC, 150 E. 58TH ST, NEW YORK, NY (https://www.google.com/maps/place/150%20E.%2058TH%20ST,NEW%20YORK,NY)	Graph	3	\$49,441.60	\$50,939.20	\$46,446.40	\$50,939.20
Totals	Graph	4	\$77,081.20	\$50,939.20	\$46,446.40	\$160,000.00

Latitude: 40.761289 Longitude: -73.763078

Employer Name/Worksite Address	Graph	Count	Mean Wage	Median Wage	Lowest Wage	Highest Wage
PACIFIC CITY BANK, 220 NORTHERN BOULEVARD, BAYSIDE, NY (https://www.google.com/maps/place/220%20NORTHERN%20BOULEVARD,BAYSIDE,NY)	Graph	6	\$50,000.00	\$50,000.00	\$50,000.00	\$50,000.00
Totals	Graph	6	\$50,000.00	\$50,000.00	\$50,000.00	\$50,000.00

Latitude: 40.761293 Longitude: -73.968785

Employer Name/Worksite Address	Graph	Count	Mean Wage	Median Wage	Lowest Wage	Highest Wage
BLOOMBERG, LP, 713 LEXINGTON AVENUE, NEW YORK, NY (https://www.google.com/maps/place/713%20LEXINGTON%20AVENUE,NEW%20YORK,NY)	Graph	1	\$135,000.00	\$135,000.00	\$135,000.00	\$135,000.00
Totals	Graph	1	\$135,000.00	\$135,000.00	\$135,000.00	\$135,000.00

Latitude: 40.761334 Longitude: -73.762803

Employer Name/Employer Address	Graph	Count	Mean Wage	Median Wage	Lowest Wage	Highest Wage
8TH AVE PHYSICAL THERAPY P.C., 219-15A NORTHERN BLVD., BAYSIDE, NY (https://www.google.com/maps/place/219-15A%20NORTHERN%20BLVD.,BAYSIDE,NY)	Graph	1	\$60,000.00	\$60,000.00	\$60,000.00	\$60,000.00
Totals	Graph	1	\$60,000.00	\$60,000.00	\$60,000.00	\$60,000.00

Employer Name/Worksite Address	Graph	Count	Mean Wage	Median Wage	Lowest Wage	Highest Wage
8TH AVE PHYSICAL THERAPY P.C., 219-15A NORTHERN BLVD., BAYSIDE, NY (https://www.google.com/maps/place/219-15A%20%20NORTHERN%20BLVD.,BAYSIDE,NY)	Graph	1	\$60,000.00	\$60,000.00	\$60,000.00	\$60,000.00
Totals	Graph	1	\$60,000.00	\$60,000.00	\$60,000.00	\$60,000.00











Latitude: 40.761346 Longitude: -73.999729







Employer Name/Employer Address	Graph	Count	Mean Wage	Median Wage	Lowest Wage	Highest Wage
SOUTHERN CROSS CONSULTING CORP, 650 WEST 42ND STREET, NEW YORK, NY (https://www.google.com/maps/place/650%20WEST%2042ND%20STREET,NEW%20YORK,NY)	Graph	3	\$75,000.00	\$75,000.00	\$75,000.00	\$75,000.00
Totals	Graph	3	\$75,000.00	\$75,000.00	\$75,000.00	\$75,000.00

Employer Name/Worksite Address	Graph	Count	Mean Wage	Median Wage	Lowest Wage	Highest Wage
SOUTHERN CROSS CONSULTING CORP, 650 WEST 42ND STREET, NEW YORK, NY (https://www.google.com/maps/place/650%20WEST%2042ND%20STREET,NEW%20YORK,NY)	Graph	3	\$75,000.00	\$75,000.00	\$75,000.00	\$75,000.00
Totals	Graph	3	\$75,000.00	\$75,000.00	\$75,000.00	\$75,000.00




Latitude: 40.761371 Longitude: -73.968267

Employer Name/Employer Address	Graph	Count	Mean Wage	Median Wage	Lowest Wage	Highest Wage

Employer Name/Employer Address	Graph	Count	Mean Wage	Median Wage	Lowest Wage	Highest Wage
B&B ITALIA USA, INC., 150 EAST 58TH STREET, NEW YORK, NY (https://www.google.com/maps/place/150%20EAST%2058TH%20STREET,NEW%20YORK,NY)		1	\$60,000.00	\$60,000.00	\$60,000.00	\$60,000.00
BRYAH LLC, 150 EAST 58TH STREET, NEW YORK, NY (https://www.google.com/maps/place/150%20EAST%2058TH%20STREET,NEW%20YORK,NY)		1	\$40,000.00	\$40,000.00	\$40,000.00	\$40,000.00
DRAGON GATE INVESTMENT PARTNERS LLC, 150 E 58TH ST, 20TH FLOOR, NEW YORK, NY (https://www.google.com/maps/place/150%20E%2058TH%20ST,%2020TH%20FLOOR,NEW%20YORK,NY)		1	\$68,640.00	\$68,640.00	\$68,640.00	\$68,640.00
POLIFORM USA, INC., 150 E. 58TH STREET, NEW YORK, NY (https://www.google.com/maps/place/150%20E.%2058TH%20STREET,NEW%20YORK,NY)		1	\$50,000.00	\$50,000.00	\$50,000.00	\$50,000.00
SCORPIO USA LLC, 150 EAST 58TH STREET, NEW YORK, NY (https://www.google.com/maps/place/150%20EAST%2058TH%20STREET,NEW%20YORK,NY)		1	\$61,200.00	\$61,200.00	\$61,200.00	\$61,200.00
SYNERGISTIC DENTISTRY OF NEW YORK, P.C., 150 EAST 58TH STREET, NEW YORK, NY (https://www.google.com/maps/place/150%20EAST%2058TH%20STREET,NEW%20YORK,NY)		1	\$84,000.00	\$84,000.00	\$84,000.00	\$84,000.00
TOP LINE MANAGEMENT LLC, 150 EAST 58TH ST., NEW YORK, NY (https://www.google.com/maps/place/150%20EAST%2058TH%20ST.,NEW%20YORK,NY)		1	\$160,000.00	\$160,000.00	\$160,000.00	\$160,000.00
DRAGON GATE INVESTMENT PARTNERS, LLC, 150 E 58TH ST, NEW YORK, NY (https://www.google.com/maps/place/150%20E%2058TH%20ST,NEW%20YORK,NY)		3	\$49,441.60	\$50,939.20	\$46,446.40	\$50,939.20
PETER MARINO ARCHITECT PLLC, 150 EAST 58TH STREET, NEW YORK, NY (https://www.google.com/maps/place/150%20EAST%2058TH%20STREET,NEW%20YORK,NY)		4	\$63,125.00	\$55,000.00	\$55,000.00	\$80,000.00
Totals		14	\$66,047.49	\$55,000.00	\$40,000.00	\$160,000.00

Employer Name/Worksite Address	Graph	Count	Mean Wage	Median Wage	Lowest Wage	Highest Wage
DRAGON GATE INVESTMENT PARTNERS LLC, 150 E 58TH ST, 20TH FLOOR, NEW YORK, NY (https://www.google.com/maps/place/150%20E%2058TH%20ST,%2020TH%20FLOOR,NEW%20YORK,NY)		1	\$68,640.00	\$68,640.00	\$68,640.00	\$68,640.00
POLIFORM USA, INC., 150 E. 58TH ST., NEW YORK, NY (https://www.google.com/maps/place/150%20E.%2058TH%20ST.,NEW%20YORK,NY)		1	\$50,000.00	\$50,000.00	\$50,000.00	\$50,000.00
SCORPIO USA LLC, 150 E. 58TH STREET, NEW YORK, NY (https://www.google.com/maps/place/150%20E.%2058TH%20STREET,NEW%20YORK,NY)		1	\$61,200.00	\$61,200.00	\$61,200.00	\$61,200.00
PETER MARINO ARCHITECT PLLC, 150 EAST 58TH STREET, 36TH FLOOR, NEW YORK, NY (https://www.google.com/maps/place/150%20EAST%2058TH%20STREET,%2036TH%20FLOOR,NEW%20YORK,NY)		2	\$58,750.00	\$55,000.00	\$55,000.00	\$62,000.00
BRYAH LLC, 150 EAST 58TH STREET, NEW YORK, NY (https://www.google.com/maps/place/150%20EAST%2058TH%20STREET,NEW%20YORK,NY)		4	\$64,750.00	\$55,000.00	\$40,000.00	\$84,000.00
Totals		9	\$61,815.56	\$61,200.00	\$40,000.00	\$84,000.00

Latitude: 40.761392 Longitude: -73.975197

Employer Name/Employer Address	Graph	Count	Mean Wage	Median Wage	Lowest Wage	Highest Wage
THE PENINSULA NEW YORK, 700 FIFTH AVENUE, NEW YORK, NY (https://www.google.com/maps/place/700%20FIFTH%20AVENUE,NEW%20YORK,NY)		2	\$70,000.00	\$60,000.00	\$60,000.00	\$80,000.00
AMERICAN WEMPE CORPORATION, 700 FIFTH AVE, NEW YORK, NY (https://www.google.com/maps/place/700%20FIFTH%20AVE,NEW%20YORK,NY)		3	\$109,525.87	\$110,240.00	\$68,577.60	\$149,760.00
Totals		5	\$93,715.52	\$80,000.00	\$60,000.00	\$149,760.00

Employer Name/Worksite Address	Graph	Count	Mean Wage	Median Wage	Lowest Wage	Highest Wage
THE PENINSULA NEW YORK, 700 FIFTH AVENUE, NEW YORK, NY (https://www.google.com/maps/place/700%20FIFTH%20AVENUE,NEW%20YORK,NY)		3	\$69,525.87	\$68,577.60	\$60,000.00	\$80,000.00
Totals		3	\$69,525.87	\$68,577.60	\$60,000.00	\$80,000.00

Latitude: 40.761405 Longitude: -73.970095

Employer Name/Employer Address	Graph	Count	Mean Wage	Median Wage	Lowest Wage	Highest Wage
--------------------------------	-------	-------	-----------	-------------	-------------	--------------

Employer Name/Employer Address	Graph	Count	Mean Wage	Median Wage	Lowest Wage	Highest Wage
BLUEDOOR CAPITAL PARTNERS, LLC, 115 E. 57TH STREET, 11TH FLOOR, NEW YORK, NY (https://www.google.com/maps/place/115%20E.%2057TH%20STREET,%2011TH%20FLOOR,NEW%20YORK,NY)	Graph	1	\$75,000.00	\$75,000.00	\$75,000.00	\$75,000.00
GENERATION NEXT FERTILITY, PLLC, 115 EAST 57TH STREET, SUITE 500, NEW YORK, NY (https://www.google.com/maps/place/115%20EAST%2057TH%20STREET,%20SUITE%20500,NEW%20YORK,NY)	Graph	1	\$75,000.00	\$75,000.00	\$75,000.00	\$75,000.00
ONE CHIROPRACTIC NYC, 115 EAST 57TH STREET, NEW YORK, NY (https://www.google.com/maps/place/115%20EAST%2057TH%20STREET,NEW%20YORK,NY)	Graph	1	\$80,000.00	\$80,000.00	\$80,000.00	\$80,000.00
Totals	Graph	3	\$76,666.67	\$75,000.00	\$75,000.00	\$80,000.00

Employer Name/Worksite Address	Graph	Count	Mean Wage	Median Wage	Lowest Wage	Highest Wage
BLUEDOOR CAPITAL PARTNERS, LLC, 115 E. 57TH STREET, 11TH FLOOR, NEW YORK, NY (https://www.google.com/maps/place/115%20E.%2057TH%20STREET,%2011TH%20FLOOR,NEW%20YORK,NY)	Graph	1	\$75,000.00	\$75,000.00	\$75,000.00	\$75,000.00
ONE CHIROPRACTIC NYC, 115 EAST 57TH STREET, NEW YORK, NY (https://www.google.com/maps/place/115%20EAST%2057TH%20STREET,NEW%20YORK,NY)	Graph	2	\$77,500.00	\$75,000.00	\$75,000.00	\$80,000.00
Totals	Graph	3	\$76,666.67	\$75,000.00	\$75,000.00	\$80,000.00

Latitude: 40.76141 Longitude: -73.831123

Employer Name/Employer Address	Graph	Count	Mean Wage	Median Wage	Lowest Wage	Highest Wage
MARCHING TECHNOLOGY LLC, 37-02 MAIN ST STE F7, FLUSHING, NY (https://www.google.com/maps/place/37-02%20MAIN%20ST%20STE%20F7,FLUSHING,NY)	Graph	1	\$55,910.40	\$55,910.40	\$55,910.40	\$55,910.40
Totals	Graph	1	\$55,910.40	\$55,910.40	\$55,910.40	\$55,910.40

Employer Name/Worksite Address	Graph	Count	Mean Wage	Median Wage	Lowest Wage	Highest Wage
MARCHING TECHNOLOGY LLC, 37-02 MAIN ST STE F7, FLUSHING, NY (https://www.google.com/maps/place/37-02%20MAIN%20ST%20STE%20F7,FLUSHING,NY)	Graph	1	\$55,910.40	\$55,910.40	\$55,910.40	\$55,910.40
Totals	Graph	1	\$55,910.40	\$55,910.40	\$55,910.40	\$55,910.40

Latitude: 40.761461 Longitude: -73.979203

Employer Name/Worksite Address	Graph	Count	Mean Wage	Median Wage	Lowest Wage	Highest Wage
WIPRO LIMITED, 1290, AVENUE OF THE AMERICAS, NEW YORK, NY (https://www.google.com/maps/place/1290,%20AVENUE%20OF%20THE%20AMERICAS,NEW%20YORK,NY)	Graph	1	\$71,781.00	\$71,781.00	\$71,781.00	\$71,781.00
Totals	Graph	1	\$71,781.00	\$71,781.00	\$71,781.00	\$71,781.00

Latitude: 40.761468 Longitude: -73.982965

Employer Name/Worksite Address	Graph	Count	Mean Wage	Median Wage	Lowest Wage	Highest Wage
SPRY INFO SOLUTIONS INC, 747 7TH AVEUE, NEW YORK, NY (https://www.google.com/maps/place/747%207TH%20AVEUE,NEW%20YORK,NY)	Graph	1	\$93,000.00	\$93,000.00	\$93,000.00	\$93,000.00
DATA S SOLUTIONS, LLC, 745 7TH AVENUE NEW YORK, NEW YORK CITY, NY (https://www.google.com/maps/place/745%207TH%20AVENUE%20NEW%20YORK,NEW%20YORK%20CITY,NY)	Graph	3	\$61,666.67	\$60,000.00	\$60,000.00	\$65,000.00
Totals	Graph	4	\$69,500.00	\$60,000.00	\$60,000.00	\$93,000.00

Latitude: 40.761469 Longitude: -73.831005

Employer Name/Employer Address	Graph	Count	Mean Wage	Median Wage	Lowest Wage	Highest Wage
--------------------------------	-------	-------	-----------	-------------	-------------	--------------

Employer Name/Employer Address	Graph	Count	Mean Wage	Median Wage	Lowest Wage	Highest Wage
KANG ARCHITECT, P.C., 37-01 MAIN STREET, FLUSHING, NY (https://www.google.com/maps/place/37-01%20MAIN%20STREET,FLUSHING,NY)	Graph	2	\$41,300.00	\$41,300.00	\$41,300.00	\$41,300.00
Totals	Graph	2	\$41,300.00	\$41,300.00	\$41,300.00	\$41,300.00

Employer Name/Worksite Address	Graph	Count	Mean Wage	Median Wage	Lowest Wage	Highest Wage
KANG ARCHITECT, P.C., 37-01 MAIN STREET, FLUSHING, NY (https://www.google.com/maps/place/37-01%20MAIN%20STREET,FLUSHING,NY)	Graph	2	\$41,300.00	\$41,300.00	\$41,300.00	\$41,300.00
Totals	Graph	2	\$41,300.00	\$41,300.00	\$41,300.00	\$41,300.00

Latitude: 40.761521 Longitude: -73.941795

Employer Name/Employer Address	Graph	Count	Mean Wage	Median Wage	Lowest Wage	Highest Wage
FSM ELECTRICAL CORP, 36-08 9TH STREET, LONG ISLAND CITY, NY (https://www.google.com/maps/place/36-08%209TH%20STREET,LONG%20ISLAND%20CITY,NY)	Graph	1	\$68,869.00	\$68,869.00	\$68,869.00	\$68,869.00
SKF ELECTRICAL CORP., 36-08 9TH STREET, ASTORIA, NY (https://www.google.com/maps/place/36-08%209TH%20STREET,ASTORIA,NY)	Graph	2	\$55,000.00	\$55,000.00	\$55,000.00	\$55,000.00
Totals	Graph	3	\$59,623.00	\$55,000.00	\$55,000.00	\$68,869.00

Employer Name/Worksite Address	Graph	Count	Mean Wage	Median Wage	Lowest Wage	Highest Wage
FSM ELECTRICAL CORP, 36-08 9TH STREET, LONG ISLAND CITY, NY (https://www.google.com/maps/place/36-08%209TH%20STREET,LONG%20ISLAND%20CITY,NY)	Graph	1	\$68,869.00	\$68,869.00	\$68,869.00	\$68,869.00
SKF ELECTRICAL CORP., 36-08 9TH STREET, ASTORIA, NY (https://www.google.com/maps/place/36-08%209TH%20STREET,ASTORIA,NY)	Graph	2	\$55,000.00	\$55,000.00	\$55,000.00	\$55,000.00
Totals	Graph	3	\$59,623.00	\$55,000.00	\$55,000.00	\$68,869.00

Latitude: 40.761526 Longitude: -73.970893

Employer Name/Employer Address	Graph	Count	Mean Wage	Median Wage	Lowest Wage	Highest Wage
BOREALIS INFRASTRUCTURE US LIMITED, 450 PARK AVENUE, NEW YORK, NY (https://www.google.com/maps/place/450%20PARK%20AVENUE,NEW%20YORK,NY)	Graph	1	\$200,000.00	\$200,000.00	\$200,000.00	\$200,000.00
BRADESCO SECURITIES, INC., 450 PARK AVENUE, NEW YORK, NY (https://www.google.com/maps/place/450%20PARK%20AVENUE,NEW%20YORK,NY)	Graph	1	\$150,000.00	\$150,000.00	\$150,000.00	\$150,000.00
HRG GROUP, INC., 450 PARK AVENUE, NEW YORK, NY (https://www.google.com/maps/place/450%20PARK%20AVENUE,NEW%20YORK,NY)	Graph	1	\$300,000.00	\$300,000.00	\$300,000.00	\$300,000.00
PHILLIPS AUCTIONEERS LLC, 450 PARK AVENUE, NEW YORK, NY (https://www.google.com/maps/place/450%20PARK%20AVENUE,NEW%20YORK,NY)	Graph	1	\$220,000.00	\$220,000.00	\$220,000.00	\$220,000.00
OMERS ADMINISTRATION CORPORATION, 450 PARK AVENUE, NEW YORK, NY (https://www.google.com/maps/place/450%20PARK%20AVENUE,NEW%20YORK,NY)	Graph	2	\$95,000.00	\$95,000.00	\$95,000.00	\$95,000.00
STEADFAST FINANCIAL LP, 450 PARK AVENUE, NEW YORK, NY (https://www.google.com/maps/place/450%20PARK%20AVENUE,NEW%20YORK,NY)	Graph	3	\$144,199.33	\$154,003.00	\$124,592.00	\$154,003.00
MUZINICH & CO., INC., 450 PARK AVENUE, NEW YORK, NY (https://www.google.com/maps/place/450%20PARK%20AVENUE,NEW%20YORK,NY)	Graph	5	\$111,449.40	\$65,749.00	\$65,749.00	\$205,000.00
Totals	Graph	14	\$146,417.50	\$150,000.00	\$65,749.00	\$300,000.00

Employer Name/Worksite Address	Graph	Count	Mean Wage	Median Wage	Lowest Wage	Highest Wage
MEJENTA SYSTEMS, INC, 450 PARK AVE, NEW YORK, NY (https://www.google.com/maps/place/450%20PARK%20AVE,NEW%20YORK,NY)	Graph	1	\$70,221.00	\$70,221.00	\$70,221.00	\$70,221.00

Employer Name/Worksite Address	Graph	Count	Mean Wage	Median Wage	Lowest Wage	Highest Wage
BRADESCO SECURITIES, INC., 450 PARK AVENUE, NEW YORK, NY (https://www.google.com/maps/place/450%20PARK%20AVENUE,NEW%20YORK,NY)	Graph	14	\$146,417.50	\$150,000.00	\$65,749.00	\$300,000.00
Totals	Graph	15	\$141,337.73	\$150,000.00	\$65,749.00	\$300,000.00

Latitude: 40.761556 Longitude: -73.984042

Employer Name/Employer Address	Graph	Count	Mean Wage	Median Wage	Lowest Wage	Highest Wage
AG US GROUP SERVICES INC, 1633 BROADWAY, NEW YORK, NY (https://www.google.com/maps/place/1633%20BROADWAY,NEW%20YORK,NY)	Graph	1	\$221,000.00	\$221,000.00	\$221,000.00	\$221,000.00
ALLIANZ GLOBAL INVESTORS US HOLDINGS LLC, 1633 BROADWAY, NEW YORK, NY (https://www.google.com/maps/place/1633%20BROADWAY,NEW%20YORK,NY)	Graph	1	\$95,000.00	\$95,000.00	\$95,000.00	\$95,000.00
ALTERNATIVE DISTRIBUTION ALLIANCE, 1633 BROADWAY, NEW YORK, NY (https://www.google.com/maps/place/1633%20BROADWAY,NEW%20YORK,NY)	Graph	1	\$95,514.00	\$95,514.00	\$95,514.00	\$95,514.00
ASSURED GUARANTY CORP., 1633 BROADWAY, NEW YORK, NY (https://www.google.com/maps/place/1633%20BROADWAY,NEW%20YORK,NY)	Graph	1	\$210,000.00	\$210,000.00	\$210,000.00	\$210,000.00
CV BROKERAGE, INC., 1633 BROADWAY, NEW YORK, NY (https://www.google.com/maps/place/1633%20BROADWAY,NEW%20YORK,NY)	Graph	1	\$61,277.00	\$61,277.00	\$61,277.00	\$61,277.00
PARAMOUNT GROUP MANAGEMENT LP, 1633 BROADWAY, NEW YORK, NY (https://www.google.com/maps/place/1633%20BROADWAY,NEW%20YORK,NY)	Graph	1	\$325,000.00	\$325,000.00	\$325,000.00	\$325,000.00
WARNER MUSIC GROUP, 1633 BROADWAY, NEW YORK, NY (https://www.google.com/maps/place/1633%20BROADWAY,NEW%20YORK,NY)	Graph	1	\$77,250.00	\$77,250.00	\$77,250.00	\$77,250.00
CONVERGEX EXECUTION SOLUTIONS LLC, 1633 BROADWAY, NEW YORK, NY (https://www.google.com/maps/place/1633%20BROADWAY,NEW%20YORK,NY)	Graph	2	\$76,158.50	\$62,317.00	\$62,317.00	\$90,000.00
CONVERGEX GROUP LLC, 1633 BROADWAY, NEW YORK, NY (https://www.google.com/maps/place/1633%20BROADWAY,NEW%20YORK,NY)	Graph	2	\$150,000.00	\$150,000.00	\$150,000.00	\$150,000.00
INDUSTRIAL AND COMMERCIAL BANK OF CHINA FINANCIAL SERVICES, LLC, 1633 BROADWAY, NEW YORK, NY (https://www.google.com/maps/place/1633%20BROADWAY,NEW%20YORK,NY)	Graph	7	\$70,454.29	\$60,295.00	\$60,295.00	\$84,000.00
DELOITTE CORPORATE FINANCE LLC, 1633 BROADWAY, NEW YORK, NY (https://www.google.com/maps/place/1633%20BROADWAY,NEW%20YORK,NY)	Graph	30	\$112,500.00	\$85,000.00	\$85,000.00	\$140,000.00
Totals	Graph	48	\$112,615.38	\$85,000.00	\$60,295.00	\$325,000.00

Employer Name/Worksite Address	Graph	Count	Mean Wage	Median Wage	Lowest Wage	Highest Wage
HEADSTRONG SERVICES LLC, 1633 BROADWAY, 26TH FLOOR, NEW YORK, NY (https://www.google.com/maps/place/1633%20BROADWAY,%2026TH%20FLOOR,NEW%20YORK,NY)	Graph	1	\$115,000.00	\$115,000.00	\$115,000.00	\$115,000.00
INFOLOB SOLUTIONS, INC., 1633 BROADWAY, NEW YORK, NY (https://www.google.com/maps/place/1633%20BROADWAY,NEW%20YORK,NY)	Graph	1	\$120,000.00	\$120,000.00	\$120,000.00	\$120,000.00
LANCESOFT, INC., 1633 BROADWAY, NEW YORK, NY (https://www.google.com/maps/place/1633%20BROADWAY,NEW%20YORK,NY)	Graph	1	\$75,000.00	\$75,000.00	\$75,000.00	\$75,000.00
MARLABS, INC., 1633 BROADWAY, 14TH FLOOR, NEW YORK, NY (https://www.google.com/maps/place/1633%20BROADWAY,%2014TH%20FLOOR,NEW%20YORK,NY)	Graph	1	\$75,800.00	\$75,800.00	\$75,800.00	\$75,800.00
NETPOLARITY, INC., 1633 BROADWAY STREET, 39TH FLOOR, NEW YORK, NY (https://www.google.com/maps/place/1633%20BROADWAY%20STREET,%2039TH%20FLOOR,NEW%20YORK,NY)	Graph	2	\$74,006.40	\$74,006.40	\$74,006.40	\$74,006.40
HCL AMERICA, INC., 1633 BROADWAY, NEWYORK CITY, NY (https://www.google.com/maps/place/1633%20BROADWAY,NEWYORK%20CITY,NY)	Graph	20	\$97,822.00	\$97,822.00	\$97,822.00	\$97,822.00
HCL AMERICA, INC., 1633 BROADWAY, NEW YORK CITY, NY (https://www.google.com/maps/place/1633%20BROADWAY,NEW%20YORK%20CITY,NY)	Graph	42	\$83,561.86	\$71,510.00	\$60,000.00	\$140,000.00
INDUSTRIAL AND COMMERCIAL BANK OF CHINA LIMITED, 1633 BROADWAY, NEW YORK, NY (https://www.google.com/maps/place/1633%20BROADWAY,NEW%20YORK,NY)	Graph	87	\$103,306.36	\$90,000.00	\$47,590.00	\$140,000.00
Totals	Graph	155	\$96,693.57	\$96,900.00	\$47,590.00	\$140,000.00

Latitude: 40.761573 Longitude: -73.991984

Employer Name/Employer Address	Graph	Count	Mean Wage	Median Wage	Lowest Wage	Highest Wage
DAVID RYAN SALON, 429 WEST 46TH STREET, NEW YORK, NY (https://www.google.com/maps/place/429%20WEST%2046TH%20STREET,NEW%20YORK,NY)	Graph	1	\$66,000.00	\$66,000.00	\$66,000.00	\$66,000.00
Totals	Graph	1	\$66,000.00	\$66,000.00	\$66,000.00	\$66,000.00

Employer Name/Worksite Address	Graph	Count	Mean Wage	Median Wage	Lowest Wage	Highest Wage
DAVID RYAN SALON, 429 WEST 46TH STREET, NEW YORK, NY (https://www.google.com/maps/place/429%20WEST%2046TH%20STREET,NEW%20YORK,NY)	Graph	1	\$66,000.00	\$66,000.00	\$66,000.00	\$66,000.00
Totals	Graph	1	\$66,000.00	\$66,000.00	\$66,000.00	\$66,000.00

Latitude: 40.761576 Longitude: -73.329758

Employer Name/Employer Address	Graph	Count	Mean Wage	Median Wage	Lowest Wage	Highest Wage
MULTITEK SYSTEMS & DESIGN, INCORPORATED, 729 ACORN STREET, DEER PARK, NY (https://www.google.com/maps/place/729%20ACORN%20STREET,DEER%20PARK,NY)	Graph	1	\$43,000.00	\$43,000.00	\$43,000.00	\$43,000.00
Totals	Graph	1	\$43,000.00	\$43,000.00	\$43,000.00	\$43,000.00

Employer Name/Worksite Address	Graph	Count	Mean Wage	Median Wage	Lowest Wage	Highest Wage
MULTITEK SYSTEMS & DESIGN, INCORPORATED, 729 ACORN STREET, DEER PARK, NY (https://www.google.com/maps/place/729%20ACORN%20STREET,DEER%20PARK,NY)	Graph	1	\$43,000.00	\$43,000.00	\$43,000.00	\$43,000.00
Totals	Graph	1	\$43,000.00	\$43,000.00	\$43,000.00	\$43,000.00

Latitude: 40.761601 Longitude: -73.982356

Employer Name/Employer Address	Graph	Count	Mean Wage	Median Wage	Lowest Wage	Highest Wage
LE BERNARDIN, 155 WEST 51ST STREET, NEW YORK, NY (https://www.google.com/maps/place/155%20WEST%2051ST%20STREET,NEW%20YORK,NY)	Graph	1	\$61,443.00	\$61,443.00	\$61,443.00	\$61,443.00
Totals	Graph	1	\$61,443.00	\$61,443.00	\$61,443.00	\$61,443.00

Employer Name/Worksite Address	Graph	Count	Mean Wage	Median Wage	Lowest Wage	Highest Wage
LE BERNARDIN, 155 WEST 51ST STREET, NEW YORK, NY (https://www.google.com/maps/place/155%20WEST%2051ST%20STREET,NEW%20YORK,NY)	Graph	1	\$61,443.00	\$61,443.00	\$61,443.00	\$61,443.00
UBS BUSINESS SOLUTIONS US LLC, 153 W 51ST ST, NEW YORK, NY (https://www.google.com/maps/place/153%20W%2051ST%20ST,NEW%20YORK,NY)	Graph	1	\$154,500.00	\$154,500.00	\$154,500.00	\$154,500.00
UBS BUSINESS SOLUTIONS US LLC, 153 W. 51ST STREET, NEW YORK, NY (https://www.google.com/maps/place/153%20W.%2051ST%20STREET,NEW%20YORK,NY)	Graph	1	\$212,500.00	\$212,500.00	\$212,500.00	\$212,500.00
Totals	Graph	3	\$142,814.33	\$154,500.00	\$61,443.00	\$212,500.00

Latitude: 40.761717 Longitude: -73.979179

Employer Name/Worksite Address	Graph	Count	Mean Wage	Median Wage	Lowest Wage	Highest Wage
COWEN, INC., 1345 AVENUE OF THE AMERICAS, 3RD FLOOR, NEW YORK, NY (https://www.google.com/maps/place/1345%20AVENUE%20OF%20THE%20AMERICAS,%203RD%20FLOOR,NEW%20YORK,NY)	Graph	1	\$110,000.00	\$110,000.00	\$110,000.00	\$110,000.00
GENERAL MOTORS COMPANY, 1345 AVENUE OF THE AMERICAS, NEW YORK, NY (https://www.google.com/maps/place/1345%20AVENUE%20OF%20THE%20AMERICAS,NEW%20YORK,NY)	Graph	1	\$109,016.28	\$109,016.28	\$109,016.28	\$109,016.28
Totals	Graph	2	\$109,508.14	\$109,016.28	\$109,016.28	\$109,016.28

Latitude: 40.761728 Longitude: -73.84356

Employer Name/Worksite Address	Graph	Count	Mean Wage	Median Wage	Lowest Wage	Highest Wage
FODERA FOODS, 127-02 NORTHERN BOULEVARD, CORONA, NY (https://www.google.com/maps/place/127-02%20NORTHERN%20BOULEVARD,CORONA,NY)	Graph	1	\$40,000.00	\$40,000.00	\$40,000.00	\$40,000.00
Totals	Graph	1	\$40,000.00	\$40,000.00	\$40,000.00	\$40,000.00

Latitude: 40.761729 Longitude: -73.830624

Employer Name/Worksite Address	Graph	Count	Mean Wage	Median Wage	Lowest Wage	Highest Wage
MYRON YANG & CO LLC, 136-15 37TH AVE SUITE 2A, FLUSHING, NY (https://www.google.com/maps/place/136-15%2037TH%20AVE%20SUITE%202A,FLUSHING,NY)	Graph	3	\$56,011.67	\$55,770.00	\$55,765.00	\$56,500.00
Totals	Graph	3	\$56,011.67	\$55,770.00	\$55,765.00	\$56,500.00

Employer Name/Worksite Address	Graph	Count	Mean Wage	Median Wage	Lowest Wage	Highest Wage
MYRON YANG & CO LLC, 136-15 37TH AVE SUITE 2A, FLUSHING, NY (https://www.google.com/maps/place/136-15%2037TH%20AVE%20SUITE%202A,FLUSHING,NY)	Graph	3	\$56,011.67	\$55,770.00	\$55,765.00	\$56,500.00
Totals	Graph	3	\$56,011.67	\$55,770.00	\$55,765.00	\$56,500.00

Latitude: 40.761734 Longitude: -73.988501

Employer Name/Worksite Address	Graph	Count	Mean Wage	Median Wage	Lowest Wage	Highest Wage
C & M GENERAL CONTRACTING, INC., 353 WEST 48TH STREET, NEW YORK, NY (https://www.google.com/maps/place/353%20WEST%2048TH%20STREET,NEW%20YORK,NY)	Graph	1	\$120,000.00	\$120,000.00	\$120,000.00	\$120,000.00
Totals	Graph	1	\$120,000.00	\$120,000.00	\$120,000.00	\$120,000.00

Employer Name/Worksite Address	Graph	Count	Mean Wage	Median Wage	Lowest Wage	Highest Wage
C & M GENERAL CONTRACTING, INC., 353 WEST 48TH STREET, NEW YORK, NY (https://www.google.com/maps/place/353%20WEST%2048TH%20STREET,NEW%20YORK,NY)	Graph	5	\$80,340.00	\$65,000.00	\$65,000.00	\$120,000.00
Totals	Graph	5	\$80,340.00	\$65,000.00	\$65,000.00	\$120,000.00

Latitude: 40.761764 Longitude: -73.968859

Employer Name/Worksite Address	Graph	Count	Mean Wage	Median Wage	Lowest Wage	Highest Wage
PRIME LEADERS HEALTH SERVICES, INC., 133 EAST 58TH STREET, NEW YORK, NY (https://www.google.com/maps/place/133%20EAST%2058TH%20STREET,NEW%20YORK,NY)	Graph	2	\$57,000.00	\$48,000.00	\$48,000.00	\$66,000.00
Totals	Graph	2	\$57,000.00	\$48,000.00	\$48,000.00	\$66,000.00

Latitude: 40.76177 Longitude: -73.968437

Employer Name/Worksite Address	Graph	Count	Mean Wage	Median Wage	Lowest Wage	Highest Wage
BLOOMBERG INDEX SERVICES LIMITED, 731 LEXINGTON AVENUE, NEW YORK, NY (https://www.google.com/maps/place/731%20LEXINGTON%20AVENUE,NEW%20YORK,NY)	Graph	2	\$87,500.00	\$70,000.00	\$70,000.00	\$105,000.00
BLOOMBERG, LP, 731 LEXINGTON AVE, NEW YORK, NY (https://www.google.com/maps/place/731%20LEXINGTON%20AVE,NEW%20YORK,NY)	Graph	2	\$175,250.00	\$145,500.00	\$145,500.00	\$205,000.00
BLOOMBERG TRADEBOOK LLC, 731 LEXINGTON AVENUE, NEW YORK, NY (https://www.google.com/maps/place/731%20LEXINGTON%20AVENUE,NEW%20YORK,NY)	Graph	3	\$192,500.00	\$219,500.00	\$135,000.00	\$223,000.00
BLOOMBERG LP, 731 LEXINGTON AVENUE, NEW YORK, NY (https://www.google.com/maps/place/731%20LEXINGTON%20AVENUE,NEW%20YORK,NY)	Graph	5	\$176,700.00	\$193,000.00	\$103,500.00	\$217,000.00

Employer Name/Employer Address	Graph	Count	Mean Wage	Median Wage	Lowest Wage	Highest Wage
BLOOMBERG, LP, 731 LEXINGTON AVENUE, NEW YORK, NY (https://www.google.com/maps/place/731%20LEXINGTON%20AVENUE,NEW%20YORK,NY)	Graph	968	\$139,607.75	\$131,500.00	\$60,000.00	\$288,000.00
Totals	Graph	980	\$139,925.31	\$132,000.00	\$60,000.00	\$288,000.00

Employer Name/Worksite Address	Graph	Count	Mean Wage	Median Wage	Lowest Wage	Highest Wage
SYNECHRON, INC., 731 LEXINGTON AVE, NEW YORK, NY (https://www.google.com/maps/place/731%20LEXINGTON%20AVE,NEW%20YORK,NY)	Graph	25	\$154,210.08	\$169,000.00	\$64,000.00	\$192,000.00
BLOOMBERG, LP, 731 LEXINGTON AVENUE, NEW YORK, NY (https://www.google.com/maps/place/731%20LEXINGTON%20AVENUE,NEW%20YORK,NY)	Graph	660	\$135,170.60	\$128,000.00	\$60,000.00	\$288,000.00
Totals	Graph	685	\$135,865.47	\$130,000.00	\$60,000.00	\$288,000.00

Latitude: 40.761781 Longitude: -73.964172

Employer Name/Worksite Address	Graph	Count	Mean Wage	Median Wage	Lowest Wage	Highest Wage
ST. LUKE'S -ROOSEVELT HOSPITAL CENTER, 16 EAST 60TH STREET, NEW YORK, NY (https://www.google.com/maps/place/16%20EAST%2060TH%20STREET,NEW%20YORK,NY)	Graph	1	\$73,420.74	\$73,420.74	\$73,420.74	\$73,420.74
Totals	Graph	1	\$73,420.74	\$73,420.74	\$73,420.74	\$73,420.74

Latitude: 40.7618 Longitude: -73.9749

Employer Name/Employer Address	Graph	Count	Mean Wage	Median Wage	Lowest Wage	Highest Wage
EDEN CAPITAL MANAGEMENT, LLC, 712 FIFTH AVENUE, NEW YORK, NY (https://www.google.com/maps/place/712%20FIFTH%20AVENUE,NEW%20YORK,NY)	Graph	1	\$160,000.00	\$160,000.00	\$160,000.00	\$160,000
LINDEN GLOBAL STRATEGIES LLC, 712 FIFTH AVENUE, NEW YORK, NY (https://www.google.com/maps/place/712%20FIFTH%20AVENUE,NEW%20YORK,NY)	Graph	1	\$104,000.00	\$104,000.00	\$104,000.00	\$104,000
MERCHANTS' GATE ASSET MANAGEMENT, LP, 712 FIFTH AVENUE, NEW YORK, NY (https://www.google.com/maps/place/712%20FIFTH%20AVENUE,NEW%20YORK,NY)	Graph	1	\$150,000.00	\$150,000.00	\$150,000.00	\$150,000
LAMPE CAPITAL NORTH AMERICA LLC, 712 FIFTH AVENUE, 28TH FLOOR, NEW YORK, NY (https://www.google.com/maps/place/712%20FIFTH%20AVENUE,%2028TH%20FLOOR,NEW%20YORK,NY)	Graph	2	\$150,000.00	\$150,000.00	\$150,000.00	\$150,000
SCRIPT RELIEF LLC, 712 FIFTH AVENUE, FLOOR 124, NEW YORK, NY (https://www.google.com/maps/place/712%20FIFTH%20AVENUE,%20FLOOR%20124,NEW%20YORK,NY)	Graph	2	\$50,000.00	\$50,000.00	\$50,000.00	\$50,000.
Totals	Graph	7	\$116,285.71	\$150,000.00	\$50,000.00	\$160,000

Employer Name/Worksite Address	Graph	Count	Mean Wage	Median Wage	Lowest Wage	Highest Wage
BERENBERG CAPITAL MARKETS LLC, 712 5TH AVENUE, NEW YORK, NY (https://www.google.com/maps/place/712%205TH%20AVENUE,NEW%20YORK,NY)	Graph	1	\$225,000.00	\$225,000.00	\$225,000.00	\$225,000
LAMPE CAPITAL NORTH AMERICA LLC, 712 FIFTH AVENUE, 28TH FLOOR, NEW YORK, NY (https://www.google.com/maps/place/712%20FIFTH%20AVENUE,%2028TH%20FLOOR,NEW%20YORK,NY)	Graph	2	\$150,000.00	\$150,000.00	\$150,000.00	\$150,000
SCRIPT RELIEF LLC, 712 FIFTH AVENUE, FLOOR 124, NEW YORK, NY (https://www.google.com/maps/place/712%20FIFTH%20AVENUE,%20FLOOR%20124,NEW%20YORK,NY)	Graph	2	\$50,000.00	\$50,000.00	\$50,000.00	\$50,000.
MERCHANTS' GATE ASSET MANAGEMENT, LP, 712 FIFTH AVENUE, NEW YORK, NY (https://www.google.com/maps/place/712%20FIFTH%20AVENUE,NEW%20YORK,NY)	Graph	6	\$140,666.67	\$120,000.00	\$104,000.00	\$200,000
Totals	Graph	11	\$133,545.45	\$150,000.00	\$50,000.00	\$225,000

Latitude: 40.761817 Longitude: -73.97068

Employer Name/Employer Address	Graph	Count	Mean Wage	Median Wage	Lowest Wage	Highest Wage
HAHN KOOK CENTER USA INC, 460 PARK AVENUE, NEW YORK, NY (https://www.google.com/maps/place/460%20PARK%20AVENUE,NEW%20YORK,NY)	Graph	1	\$46,675.20	\$46,675.20	\$46,675.20	\$46,675.20

Employer Name/Employer Address	Graph	Count	Mean Wage	Median Wage	Lowest Wage	Highest Wage
JUNE JACOBS LABORATORIES LLC, 460 PARK AVENUE, NEW YORK, NY (https://www.google.com/maps/place/460%20PARK%20AVENUE,NEW%20YORK,NY)	Graph	1	\$60,000.00	\$60,000.00	\$60,000.00	\$60,000.00
KEB HABA BANK, 460 PARK AVENUE, NEW YORK, NY (https://www.google.com/maps/place/460%20PARK%20AVENUE,NEW%20YORK,NY)	Graph	1	\$41,142.40	\$41,142.40	\$41,142.40	\$41,142.40
KEB HANA NY FINANCIAL CORP, 460 PARK AVENUE, NY, NY (https://www.google.com/maps/place/460%20PARK%20AVENUE,NY,NY)	Graph	1	\$39,790.40	\$39,790.40	\$39,790.40	\$39,790.40
KEB HANA, 460 PARK AVENUE, NY, NY (https://www.google.com/maps/place/460%20PARK%20AVENUE,NY,NY)	Graph	1	\$39,790.40	\$39,790.40	\$39,790.40	\$39,790.40
PETER THOMAS ROTH LABS, LLC, 460 PARK AVENUE, NEW YORK, NY (https://www.google.com/maps/place/460%20PARK%20AVENUE,NEW%20YORK,NY)	Graph	1	\$63,000.00	\$63,000.00	\$63,000.00	\$63,000.00
SCHONFELD STRATEGIC ADVISORS LLC, 460 PARK AVENUE, NEW YORK, NY (https://www.google.com/maps/place/460%20PARK%20AVENUE,NEW%20YORK,NY)	Graph	1	\$90,000.00	\$90,000.00	\$90,000.00	\$90,000.00
SEVEN EIGHT CAPITAL LP, 460 PARK AVE, NEW YORK, NY (https://www.google.com/maps/place/460%20PARK%20AVE,NEW%20YORK,NY)	Graph	2	\$130,000.00	\$125,000.00	\$125,000.00	\$135,000.00
ICC CHEMICAL CORPORATION, 460 PARK AVENUE, NEW YORK, NY (https://www.google.com/maps/place/460%20PARK%20AVENUE,NEW%20YORK,NY)	Graph	3	\$154,000.00	\$154,000.00	\$154,000.00	\$154,000.00
Totals	Graph	12	\$91,866.53	\$63,000.00	\$39,790.40	\$154,000.00

Employer Name/Worksite Address	Graph	Count	Mean Wage	Median Wage	Lowest Wage	Highest Wage
KEB HANA, 460 PARK AVENUE, NY, NY (https://www.google.com/maps/place/460%20PARK%20AVENUE,NY,NY)	Graph	2	\$39,790.40	\$39,790.40	\$39,790.40	\$39,790.40
SEVEN EIGHT CAPITAL LP, 460 PARK AVE, NEW YORK, NY (https://www.google.com/maps/place/460%20PARK%20AVE,NEW%20YORK,NY)	Graph	2	\$130,000.00	\$125,000.00	\$125,000.00	\$135,000.00
SCHONFELD STRATEGIC ADVISORS LLC, 460 PARK AVENUE, NEW YORK, NY (https://www.google.com/maps/place/460%20PARK%20AVENUE,NEW%20YORK,NY)	Graph	7	\$103,096.46	\$90,000.00	\$46,675.20	\$154,000.00
Totals	Graph	11	\$96,477.82	\$90,000.00	\$39,790.40	\$154,000.00

Latitude: 40.761819 Longitude: -73.32917

Employer Name/Employer Address	Graph	Count	Mean Wage	Median Wage	Lowest Wage	Highest Wage
LIGHT HOUSE DESIGNS INC, 1913 DEER PARK AVENUE, DEER PARK, NY (https://www.google.com/maps/place/1913%20DEER%20PARK%20AVENUE,DEER%20PARK,NY)	Graph	1	\$66,664.00	\$66,664.00	\$66,664.00	\$66,664.00
Totals	Graph	1	\$66,664.00	\$66,664.00	\$66,664.00	\$66,664.00

Employer Name/Worksite Address	Graph	Count	Mean Wage	Median Wage	Lowest Wage	Highest Wage
LIGHT HOUSE DESIGNS INC, 1913 DEER PARK AVENUE, DEER PARK, NY (https://www.google.com/maps/place/1913%20DEER%20PARK%20AVENUE,DEER%20PARK,NY)	Graph	1	\$66,664.00	\$66,664.00	\$66,664.00	\$66,664.00
Totals	Graph	1	\$66,664.00	\$66,664.00	\$66,664.00	\$66,664.00

Latitude: 40.761845 Longitude: -73.931798

Employer Name/Employer Address	Graph	Count	Mean Wage	Median Wage	Lowest Wage	Highest Wage
31ST ST MEDICAL SERVICES P.C, 35-16,31ST AVE, ASTORIA, NY (https://www.google.com/maps/place/35-16,31ST%20AVE,ASTORIA,NY)	Graph	1	\$98,000.00	\$98,000.00	\$98,000.00	\$98,000.00
ALTAWHID FOOD SUPPLY, 10 02 34TH AVENUE, ASTORIA, NY (https://www.google.com/maps/place/10%2002%2034TH%20AVENUE,ASTORIA,NY)	Graph	1	\$48,800.00	\$48,800.00	\$48,800.00	\$48,800.00
Totals	Graph	2	\$73,400.00	\$48,800.00	\$48,800.00	\$98,000.00

Employer Name/Worksite Address	Graph	Count	Mean Wage	Median Wage	Lowest Wage	Highest Wage
--------------------------------	-------	-------	-----------	-------------	-------------	--------------

Employer Name/Worksite Address	Graph	Count	Mean Wage	Median Wage	Lowest Wage	Highest Wage
31 ST ST MEDICAL SERVICES P.C, 35-16,31ST AVE, ASTORIA, NY (https://www.google.com/maps/place/35-16,31ST%20AVE,ASTORIA,NY)	Graph	1	\$98,000.00	\$98,000.00	\$98,000.00	\$98,000.00
ACCENTURE LLP, 3113 23RD STREET, ASTORIA, NY (https://www.google.com/maps/place/3113%2023RD%20STREET,ASTORIA,NY)	Graph	1	\$102,900.00	\$102,900.00	\$102,900.00	\$102,900.00
ALTAWHID FOOD SUPPLY, 10 02 34TH AVENUE, ASTORIA, NY (https://www.google.com/maps/place/10%2002%2034TH%20AVENUE,ASTORIA,NY)	Graph	1	\$48,800.00	\$48,800.00	\$48,800.00	\$48,800.00
Totals	Graph	3	\$83,233.33	\$98,000.00	\$48,800.00	\$102,900.00

Latitude: 40.761888 Longitude: -73.982602

Employer Name/Employer Address	Graph	Count	Mean Wage	Median Wage	Lowest Wage	Highest Wage
BNP PARIBAS NORTH AMERICA, 787 SEVENTH AVENUE, NEW YORK, NY (https://www.google.com/maps/place/787%20SEVENTH%20AVENUE,NEW%20YORK,NY)	Graph	1	\$150,000.00	\$150,000.00	\$150,000.00	\$150,000.00
NEW MOUNTAIN CAPITAL, LLC, 787 7TH AVENUE, NEW YORK, NY (https://www.google.com/maps/place/787%207TH%20AVENUE,NEW%20YORK,NY)	Graph	2	\$145,000.00	\$100,000.00	\$100,000.00	\$190,000.00
WILLKIE FARR & GALLAGHER LLP, 787 SEVENTH AVENUE, NEW YORK, NY (https://www.google.com/maps/place/787%20SEVENTH%20AVENUE,NEW%20YORK,NY)	Graph	4	\$212,500.00	\$180,000.00	\$85,000.00	\$325,000.00
BNP PARIBAS US WHOLESALE HOLDINGS, CORP., 787 SEVENTH AVENUE, NEW YORK, NY (https://www.google.com/maps/place/787%20SEVENTH%20AVENUE,NEW%20YORK,NY)	Graph	24	\$109,928.33	\$100,000.00	\$65,000.00	\$180,000.00
Totals	Graph	31	\$126,718.71	\$108,560.00	\$65,000.00	\$325,000.00

Employer Name/Worksite Address	Graph	Count	Mean Wage	Median Wage	Lowest Wage	Highest Wage
UBS FINANCIAL SERVICES INC., 787 7TH AVE., NEW YORK, NY (https://www.google.com/maps/place/787%207TH%20AVE.,NEW%20YORK,NY)	Graph	1	\$136,500.00	\$136,500.00	\$136,500.00	\$136,500.00
CHAPPUIS HALDER INC, 787 7TH AVENUE, NEW YORK, NY (https://www.google.com/maps/place/787%207TH%20AVENUE,NEW%20YORK,NY)	Graph	9	\$95,888.89	\$84,000.00	\$75,000.00	\$190,000.00
KFORCE INC., 787 7TH AVE, NEW YORK, NY (https://www.google.com/maps/place/787%207TH%20AVE,NEW%20YORK,NY)	Graph	10	\$87,360.00	\$87,360.00	\$87,360.00	\$87,360.00
BNP PARIBAS NORTH AMERICA, 787 SEVENTH AVENUE, NEW YORK, NY (https://www.google.com/maps/place/787%20SEVENTH%20AVENUE,NEW%20YORK,NY)	Graph	106	\$139,678.62	\$120,000.00	\$65,000.00	\$325,000.00
Totals	Graph	126	\$132,373.29	\$112,000.00	\$65,000.00	\$325,000.00

Latitude: 40.761896 Longitude: -73.829896

Employer Name/Worksite Address	Graph	Count	Mean Wage	Median Wage	Lowest Wage	Highest Wage
MYOCARE PT, P.C., 136-39 37TH AVENUE, FLUSHING, NY (https://www.google.com/maps/place/136-39%2037TH%20AVENUE,FLUSHING,NY)	Graph	1	\$52,000.00	\$52,000.00	\$52,000.00	\$52,000.00
Totals	Graph	1	\$52,000.00	\$52,000.00	\$52,000.00	\$52,000.00

Latitude: 40.761901 Longitude: -73.986961

Employer Name/Employer Address	Graph	Count	Mean Wage	Median Wage	Lowest Wage	Highest Wage
INSTINET HOLDINGS INCORPORATED, 309 WEST 49TH STREET, NEW YORK, NY (https://www.google.com/maps/place/309%20WEST%2049TH%20STREET,NEW%20YORK,NY)	Graph	1	\$200,000.00	\$200,000.00	\$200,000.00	\$200,000.00
INSTINET, LLC, 309 WEST 49TH STREET, NEW YORK, NY (https://www.google.com/maps/place/309%20WEST%2049TH%20STREET,NEW%20YORK,NY)	Graph	2	\$83,500.00	\$70,000.00	\$70,000.00	\$97,000.00
NOMURA SECURITIES INTERNATIONAL, INC., 309 WEST 49TH STREET, NEW YORK, NY (https://www.google.com/maps/place/309%20WEST%2049TH%20STREET,NEW%20YORK,NY)	Graph	3	\$190,000.00	\$190,000.00	\$140,000.00	\$240,000.00
NOMURA AMERICA SERVICES, LLC, 309 WEST 49TH STREET, NEW YORK, NY (https://www.google.com/maps/place/309%20WEST%2049TH%20STREET,NEW%20YORK,NY)	Graph	4	\$147,500.00	\$130,000.00	\$120,000.00	\$170,000.00

Employer Name/Employer Address	Graph	Count	Mean Wage	Median Wage	Lowest Wage	Highest Wage
Totals	Graph	10	\$152,700.00	\$140,000.00	\$70,000.00	\$240,000.00

Employer Name/Worksite Address	Graph	Count	Mean Wage	Median Wage	Lowest Wage	Highest Wage
CAPGEMINI AMERICA INC, 309 W 49TH ST, NEW YORK CITY, NY (https://www.google.com/maps/place/309%20W%2049TH%20ST,NEW%20YORK%20CITY,NY)	Graph	2	\$107,650.00	\$105,000.00	\$105,000.00	\$110,300.00
IRIS SOFTWARE, INC., 309 W. 49TH STREET, NEW YORK, NY (https://www.google.com/maps/place/309%20W.%2049TH%20STREET,NEW%20YORK,NY)	Graph	3	\$123,500.00	\$120,000.00	\$90,500.00	\$160,000.00
REVOLUTION STAFFING, INC., 309 W 49TH STREET, NEW YORK, NY (https://www.google.com/maps/place/309%20W%2049TH%20STREET,NEW%20YORK,NY)	Graph	6	\$87,511.33	\$76,000.00	\$68,000.00	\$126,500.00
SAVVYTECH SOLUTIONS INC, 309 W 49TH ST, NEW YORK, NY (https://www.google.com/maps/place/309%20W%2049TH%20ST,NEW%20YORK,NY)	Graph	14	\$100,836.79	\$90,813.00	\$60,000.00	\$174,720.00
D3 SERVICES INC, 309 WEST 49TH STREET, NEW YORK, NY (https://www.google.com/maps/place/309%20WEST%2049TH%20STREET,NEW%20YORK,NY)	Graph	19	\$124,366.00	\$116,610.00	\$64,000.00	\$240,000.00
Totals	Graph	44	\$111,034.93	\$90,813.00	\$60,000.00	\$240,000.00

Latitude: 40.761907 Longitude: -73.949966

Employer Name/Worksite Address	Graph	Count	Mean Wage	Median Wage	Lowest Wage	Highest Wage
HUGO BOSS FASHIONS, INC., 55 WATER STREET, NEW YORK, NY (https://www.google.com/maps/place/55%20WATER%20STREET,NEW%20YORK,NY)	Graph	1	\$87,550.00	\$87,550.00	\$87,550.00	\$87,550.00
WR1 INC., 888 MAIN STREE, NEW YORK, NY (https://www.google.com/maps/place/888%20MAIN%20STREE,NEW%20YORK,NY)	Graph	1	\$60,000.00	\$60,000.00	\$60,000.00	\$60,000.00
ORACLE AMERICA, INC, 480 MAIN STREET, UNIT #15J, NEW YORK, NY (https://www.google.com/maps/place/480%20MAIN%20STREET,%20UNIT%20#15J,NEW%20YORK,NY)	Graph	2	\$92,341.50	\$90,813.00	\$90,813.00	\$93,870.00
Totals	Graph	4	\$83,058.25	\$87,550.00	\$60,000.00	\$93,870.00

Latitude: 40.761932 Longitude: -73.506524

Employer Name/Worksite Address	Graph	Count	Mean Wage	Median Wage	Lowest Wage	Highest Wage
ELASTIC COMPUTING SOLUTIONS, INC., 111 NEW SOUTH RD., HICKSVILLE, NY (https://www.google.com/maps/place/111%20NEW%20SOUTH%20RD.,HICKSVILLE,NY)	Graph	1	\$94,000.00	\$94,000.00	\$94,000.00	\$94,000.00
VOX ASTRA INC, 111 NEW SOUTH RD, HICKSVILLE, NY (https://www.google.com/maps/place/111%20NEW%20SOUTH%20RD,HICKSVILLE,NY)	Graph	2	\$66,000.00	\$60,000.00	\$60,000.00	\$72,000.00
CSC HOLDINGS, LLC, 111 NEW SOUTH ROAD, HICKSVILLE, NY (https://www.google.com/maps/place/111%20NEW%20SOUTH%20ROAD,HICKSVILLE,NY)	Graph	44	\$75,100.65	\$74,880.00	\$62,400.00	\$140,000.00
Totals	Graph	47	\$75,115.50	\$74,880.00	\$60,000.00	\$140,000.00

Latitude: 40.761933 Longitude: -73.983636

Employer Name/Employer Address	Graph	Count	Mean Wage	Median Wage	Lowest Wage	Highest Wage
QUILL & QUAYER ASSOCIATES, LLC, 1650 BROADWAY, NEW YORK, NY (https://www.google.com/maps/place/1650%20%20BROADWAY,NEW%20YORK,NY)	Graph	2	\$93,600.00	\$93,600.00	\$93,600.00	\$93,600.00
TKNY MANAGEMENT INC., 1650 BROADWAY, NEW YORK, NY (https://www.google.com/maps/place/1650%20BROADWAY,NEW%20YORK,NY)	Graph	2	\$55,000.00	\$55,000.00	\$55,000.00	\$55,000.00
Totals	Graph	4	\$74,300.00	\$55,000.00	\$55,000.00	\$93,600.00

Employer Name/Worksite Address	Graph	Count	Mean Wage	Median Wage	Lowest Wage	Highest Wage
TKNY MANAGEMENT INC., 1650 BROADWAY, NEW YORK, NY (https://www.google.com/maps/place/1650%20BROADWAY,NEW%20YORK,NY)	Graph	4	\$74,300.00	\$55,000.00	\$55,000.00	\$93,600.00

Employer Name/Worksite Address	Graph	Count	Mean Wage	Median Wage	Lowest Wage	Highest Wage
Totals	Graph	4	\$74,300.00	\$55,000.00	\$55,000.00	\$93,600.00

Latitude: 40.761986 Longitude: -73.977456

Employer Name/Employer Address	Graph	Count	Mean Wage	Median Wage	Lowest Wage	Highest Wage
SILVER AUTUMN HOTEL (N.Y.) CORPORATION LTD., 65 W. 54TH STREET, NEW YORK, NY (https://www.google.com/maps/place/65%20W.%2054TH%20STREET,NEW%20YORK,NY)	Graph	1	\$104,000.00	\$104,000.00	\$104,000.00	\$104,000.00
THE WARWICK HOTEL, 65 WEST 54TH STREET, NEW YORK, NY (https://www.google.com/maps/place/65%20WEST%2054TH%20STREET,NEW%20YORK,NY)	Graph	1	\$60,000.00	\$60,000.00	\$60,000.00	\$60,000.00
Totals	Graph	2	\$82,000.00	\$60,000.00	\$60,000.00	\$104,000.00

Employer Name/Worksite Address	Graph	Count	Mean Wage	Median Wage	Lowest Wage	Highest Wage
SILVER AUTUMN HOTEL (N.Y.) CORPORATION LTD., 65 WEST 54TH STREET, NEW YORK, NY (https://www.google.com/maps/place/65%20WEST%2054TH%20STREET,NEW%20YORK,NY)	Graph	2	\$82,000.00	\$60,000.00	\$60,000.00	\$104,000.00
Totals	Graph	2	\$82,000.00	\$60,000.00	\$60,000.00	\$104,000.00

Latitude: 40.761997 Longitude: -73.978974

Employer Name/Employer Address	Graph	Count	Mean Wage	Median Wage	
CIPOLLA & CO. LLC, 1325 AVENUE OF THE AMERICAS, 28TH FLOOR, NEW YORK, NY (https://www.google.com/maps/place/1325%20AVENUE%20OF%20THE%20AMERICAS,%2028TH%20FLOOR,NEW%20YORK,NY)	Graph	1	\$48,000.00	\$48,000.00	\$
HMC CAPITAL USA, INC., 1325 AVE OF THE AMERICAS, NEW YORK, NY (https://www.google.com/maps/place/1325%20AVE%20OF%20THE%20AMERICAS,NEW%20YORK,NY)	Graph	1	\$300,000.00	\$300,000.00	\$
SANCUS CAPITAL MANAGEMENT LP, 1325 AVENUE OF THE AMERICAS, NEW YORK, NY (https://www.google.com/maps/place/1325%20AVENUE%20OF%20THE%20AMERICAS,NEW%20YORK,NY)	Graph	1	\$72,800.00	\$72,800.00	\$
THE ANNE FRANK CENTER USA, INC, 1325 AVENUE OF THE AMERICAS, NEW YORK, NY (https://www.google.com/maps/place/1325%20AVENUE%20OF%20THE%20AMERICAS,NEW%20YORK,NY)	Graph	1	\$49,000.00	\$49,000.00	\$
NIKKEI AMERICA, INC., 1325 AVENUE OF THE AMERICAS, NEW YORK, NY (https://www.google.com/maps/place/1325%20AVENUE%20OF%20THE%20AMERICAS,NEW%20YORK,NY)	Graph	3	\$51,446.13	\$51,438.40	\$
EASYMAY INC., 1325 SIXTH AVE, NEW YORK, NY (https://www.google.com/maps/place/1325%20SIXTH%20AVE,NEW%20YORK,NY)	Graph	4	\$36,360.20	\$20,710.00	\$
Totals	Graph	11	\$69,961.75	\$49,000.00	\$

Employer Name/Worksite Address	Graph	Count	Mean Wage	Median Wage	Lowest Wage	Highest Wage
HMC CAPITAL USA, INC., 1325 AVE OF THE AMERICAS, NEW YORK, NY (https://www.google.com/maps/place/1325%20AVE%20OF%20THE%20AMERICAS,NEW%20YORK,NY)	Graph	1	\$300,000.00	\$300,000.00	\$300,000.00	\$300,000.00
SYNECHRON, INC., 1325 AVENUE OF THE AMERICAS, NEW YORK, NY (https://www.google.com/maps/place/1325%20AVENUE%20OF%20THE%20AMERICAS,NEW%20YORK,NY)	Graph	12	\$92,682.20	\$77,596.00	\$46,200.00	\$174,100.00
Totals	Graph	13	\$108,629.72	\$91,560.00	\$46,200.00	\$300,000.00

Latitude: 40.762004 Longitude: -73.974587

Employer Name/Employer Address	Graph	Count	Mean Wage	Median Wage	Lowest Wage	Highest Wage
ALLEN & COMPANY LLC, 711 FIFTH AVENUE, NEW YORK, NY (https://www.google.com/maps/place/711%20FIFTH%20AVENUE,NEW%20YORK,NY)	Graph	1	\$98,500.00	\$98,500.00	\$98,500.00	\$98,500.00
ALLEN & COMPANY, 711 FIFTH AVENUE, NEW YORK, NY (https://www.google.com/maps/place/711%20FIFTH%20AVENUE,NEW%20YORK,NY)	Graph	1	\$125,000.00	\$125,000.00	\$125,000.00	\$125,000.00
Totals	Graph	2	\$111,750.00	\$98,500.00	\$98,500.00	\$125,000.00

Employer Name/Worksite Address	Graph	Count	Mean Wage	Median Wage	Lowest Wage	Highest Wage
ALLEN & COMPANY, 711 FIFTH AVENUE, NEW YORK, NY (https://www.google.com/maps/place/711%20FIFTH%20AVENUE,NEW%20YORK,NY)	Graph	2	\$111,750.00	\$98,500.00	\$98,500.00	\$125,000.00
Totals	Graph	2	\$111,750.00	\$98,500.00	\$98,500.00	\$125,000.00

Latitude: 40.762008 Longitude: -73.831474

Employer Name/Worksite Address	Graph	Count	Mean Wage	Median Wage	Lowest Wage	Highest Wage
ALLIANCE COMPUTING SOLUTIONS INC., 36-60 MAIN ST, FLUSHING, NY (https://www.google.com/maps/place/36-60%20MAIN%20ST,FLUSHING,NY)	Graph	1	\$45,676.80	\$45,676.80	\$45,676.80	\$45,676.80
SUMMIT MORTGAGE BANKERS, INC., 36-60 MAIN STREET, 3RD FLOOR, FLUSHING, NY (https://www.google.com/maps/place/36-60%20MAIN%20STREET,%203RD%20FLOOR,FLUSHING,NY)	Graph	5	\$62,316.96	\$62,317.00	\$62,316.80	\$62,317.00
Totals	Graph	6	\$59,543.60	\$62,317.00	\$45,676.80	\$62,317.00

Employer Name/Worksite Address	Graph	Count	Mean Wage	Median Wage	Lowest Wage	Highest Wage
SUMMIT MORTGAGE BANKERS, INC., 36-60 MAIN STREET, 3RD FLOOR, FLUSHING, NY (https://www.google.com/maps/place/36-60%20MAIN%20STREET,%203RD%20FLOOR,FLUSHING,NY)	Graph	1	\$62,317.00	\$62,317.00	\$62,317.00	\$62,317.00
SUMMIT MORTGAGE BANKERS, INC., 36-60 MAIN STREET, FLUSHING, NY (https://www.google.com/maps/place/36-60%20MAIN%20STREET,FLUSHING,NY)	Graph	1	\$62,316.80	\$62,316.80	\$62,316.80	\$62,316.80
Totals	Graph	2	\$62,316.90	\$62,316.80	\$62,316.80	\$62,317.00

Latitude: 40.762014 Longitude: -73.986386

Employer Name/Worksite Address	Graph	Count	Mean Wage	Median Wage	Lowest Wage	Highest Wage
EUREKA INFOTECH,INC, 825 8TH AVE, NEW YORK, NY (https://www.google.com/maps/place/825%208TH%20AVE,NEW%20YORK,NY)	Graph	1	\$60,000.00	\$60,000.00	\$60,000.00	\$60,000.00
Totals	Graph	1	\$60,000.00	\$60,000.00	\$60,000.00	\$60,000.00

Latitude: 40.762061 Longitude: -73.815645

Employer Name/Worksite Address	Graph	Count	Mean Wage	Median Wage	Lowest Wage	Highest Wage
X-TREME CARE LLC, 149-06 41ST AVE, FLUSHING, NY (https://www.google.com/maps/place/149-06%2041ST%20AVE,FLUSHING,NY)	Graph	1	\$55,764.80	\$55,764.80	\$55,764.80	\$55,764.80
X-TREME CARE LLC, 149-06 41ST AVENUE, FLUSHING, NY (https://www.google.com/maps/place/149-06%2041ST%20AVENUE,FLUSHING,NY)	Graph	2	\$59,404.80	\$53,060.80	\$53,060.80	\$65,748.80
Totals	Graph	3	\$58,191.47	\$55,764.80	\$53,060.80	\$65,748.80

Employer Name/Worksite Address	Graph	Count	Mean Wage	Median Wage	Lowest Wage	Highest Wage
X-TREME CARE LLC, 149-06 41ST AVE, FLUSHING, NY (https://www.google.com/maps/place/149-06%2041ST%20AVE,FLUSHING,NY)	Graph	1	\$53,060.80	\$53,060.80	\$53,060.80	\$53,060.80
Totals	Graph	1	\$53,060.80	\$53,060.80	\$53,060.80	\$53,060.80

Latitude: 40.762079 Longitude: -73.97875

Employer Name/Worksite Address	Graph	Count	Mean Wage	Median Wage	Lowest Wage	Highest Wage
ADVANCED PORTFOLIO MANAGEMENT, LLC, 1330 AVENUE OF THE AMERICAS, NEW YORK, NY (https://www.google.com/maps/place/1330%20AVENUE%20OF%20THE%20AMERICAS,NEW%20YORK,NY)	Graph	1	\$55,744.00	\$55,744.00	\$55,744.00	\$55,744.00

Employer Name/Employer Address	Graph	Count	Mean Wage	Median Wage	Lowest Wage
ENIGMAFIT CORPORATION, 1330 AVENUE OF THE AMERICAS, SUITE 23A, NEW YORK, NY (https://www.google.com/maps/place/1330%20AVENUE%20OF%20THE%20AMERICAS,%20SUITE%2023A,NEW%20YORK,NY)	Graph	1	\$72,000.00	\$72,000.00	\$72,000.00
KG FIFTH AVE INVESTMENT HOLDING LLC, 1330 AVE OF THE AMERICAS, NEW YORK, NY (https://www.google.com/maps/place/1330%20AVE%20OF%20THE%20AMERICAS,NEW%20YORK,NY)	Graph	1	\$65,748.80	\$65,748.80	\$65,748.80
NASTRAC GROUP, INC., 1330 SIXTH AVENUE, NEW YORK, NY (https://www.google.com/maps/place/1330%20SIXTH%20AVENUE,NEW%20YORK,NY)	Graph	1	\$48,000.00	\$48,000.00	\$48,000.00
SUNRISE SECURITIES LLC, 1330 AVENUE OF THE AMERICAS, NEW YORK, NY (https://www.google.com/maps/place/1330%20AVENUE%20OF%20THE%20AMERICAS,NEW%20YORK,NY)	Graph	1	\$65,748.80	\$65,748.80	\$65,748.80
ARROWGRASS CAPITAL PARTNERS (US) LP, 1330 AVENUE OF THE AMERICAS, NEW YORK, NY (https://www.google.com/maps/place/1330%20AVENUE%20OF%20THE%20AMERICAS,NEW%20YORK,NY)	Graph	2	\$150,153.00	\$135,300.00	\$135,300.00
CKR LAW LLP, 1330 AVENUE OF THE AMERICAS, NEW YORK, NY (https://www.google.com/maps/place/1330%20AVENUE%20OF%20THE%20AMERICAS,NEW%20YORK,NY)	Graph	2	\$59,332.00	\$53,664.00	\$53,664.00
WECAPITAL GROUP, 1330 6TH AVE, NEW YORK, NY (https://www.google.com/maps/place/1330%206TH%20AVE,NEW%20YORK,NY)	Graph	2	\$54,474.40	\$43,200.00	\$43,200.00
FUBOTV, INC., 1330 AVENUE OF THE AMERICAS, NEW YORK, NY (https://www.google.com/maps/place/1330%20AVENUE%20OF%20THE%20AMERICAS,NEW%20YORK,NY)	Graph	3	\$163,333.33	\$160,000.00	\$160,000.00
Totals	Graph	14	\$94,654.31	\$65,748.80	\$43,200.00

Employer Name/Worksite Address	Graph	Count	Mean Wage	Median Wage	Lowest Wage
ENIGMAFIT CORPORATION, 1330 AVENUE OF THE AMERICAS, SUITE 23A, NEW YORK, NY (https://www.google.com/maps/place/1330%20AVENUE%20OF%20THE%20AMERICAS,%20SUITE%2023A,NEW%20YORK,NY)	Graph	1	\$72,000.00	\$72,000.00	\$72,000.00
KG FIFTH AVE INVESTMENT HOLDING LLC, 1330 AVE OF THE AMERICAS, NEW YORK, NY (https://www.google.com/maps/place/1330%20AVE%20OF%20THE%20AMERICAS,NEW%20YORK,NY)	Graph	1	\$65,748.80	\$65,748.80	\$65,748.80
NASTRAC GROUP, INC., 1330 SIXTH AVENUE, NEW YORK, NY (https://www.google.com/maps/place/1330%20SIXTH%20AVENUE,NEW%20YORK,NY)	Graph	1	\$48,000.00	\$48,000.00	\$48,000.00
SUNRISE SECURITIES LLC, 1330 AVE. OF THE AMERICAS, NEW YORK, NY (https://www.google.com/maps/place/1330%20AVE.%20OF%20THE%20AMERICAS,NEW%20YORK,NY)	Graph	1	\$65,748.80	\$65,748.80	\$65,748.80
WECAPITAL GROUP, 1330 6TH AVE, NEW YORK, NY (https://www.google.com/maps/place/1330%206TH%20AVE,NEW%20YORK,NY)	Graph	2	\$54,474.40	\$43,200.00	\$43,200.00
ARROWGRASS CAPITAL PARTNERS (US) LP, 1330 AVENUE OF THE AMERICAS, NEW YORK, NY (https://www.google.com/maps/place/1330%20AVENUE%20OF%20THE%20AMERICAS,NEW%20YORK,NY)	Graph	8	\$120,589.25	\$135,300.00	\$53,664.00
Totals	Graph	14	\$94,654.31	\$65,748.80	\$43,200.00

Latitude: 40.76209 Longitude: -73.934593

Employer Name/Employer Address	Graph	Count	Mean Wage	Median Wage	Lowest Wage	Highest Wage
BLUMENTHAL & ASSOCIATES, DDS,PC, 34-47 21ST STREET, LIC, NY (https://www.google.com/maps/place/34-47%2021ST%20STREET,LIC,NY)	Graph	1	\$36,275.20	\$36,275.20	\$36,275.20	\$36,275.20
Totals	Graph	1	\$36,275.20	\$36,275.20	\$36,275.20	\$36,275.20

Employer Name/Worksite Address	Graph	Count	Mean Wage	Median Wage	Lowest Wage	Highest Wage
BLUMENTHAL & ASSOCIATES, DDS,PC, 34-47 21ST STREET, LIC, NY (https://www.google.com/maps/place/34-47%2021ST%20STREET,LIC,NY)	Graph	1	\$36,275.20	\$36,275.20	\$36,275.20	\$36,275.20
Totals	Graph	1	\$36,275.20	\$36,275.20	\$36,275.20	\$36,275.20

Latitude: 40.762096 Longitude: -73.993755

Employer Name/Worksite Address	Graph	Count	Mean Wage	Median Wage	Lowest Wage	Highest Wage
ST. LUKE'S -ROOSEVELT HOSPITAL CENTER, 645 TENTH AVENUE, NEW YORK, NY (https://www.google.com/maps/place/645%20TENTH%20AVENUE,NEW%20YORK,NY)	Graph	2	\$62,682.20	\$62,682.20	\$62,682.20	\$62,682.20

Employer Name/Worksite Address	Graph	Count	Mean Wage	Median Wage	Lowest Wage	Highest Wage
Totals	Graph	2	\$62,682.20	\$62,682.20	\$62,682.20	\$62,682.20

Latitude: 40.762121 Longitude: -73.803632

Employer Name/Worksite Address	Graph	Count	Mean Wage	Median Wage	Lowest Wage	Highest Wage
NGP MARKETS CORP., 160-06 NORTHERN BLVD, FLUSHING, NY (https://www.google.com/maps/place/160-06%20NORTHERN%20BLVD,FLUSHING,NY)	Graph	1	\$76,273.60	\$76,273.60	\$76,273.60	\$76,273.60
Totals	Graph	1	\$76,273.60	\$76,273.60	\$76,273.60	\$76,273.60

Employer Name/Worksite Address	Graph	Count	Mean Wage	Median Wage	Lowest Wage	Highest Wage
NGP MARKETS CORP., 160-06 NORTHERN BLVD, FLUSHING, NY (https://www.google.com/maps/place/160-06%20NORTHERN%20BLVD,FLUSHING,NY)	Graph	1	\$76,273.60	\$76,273.60	\$76,273.60	\$76,273.60
Totals	Graph	1	\$76,273.60	\$76,273.60	\$76,273.60	\$76,273.60

Latitude: 40.762134 Longitude: -73.969727

Employer Name/Worksite Address	Graph	Count	Mean Wage	Median Wage	Lowest Wage	Highest Wage
ON DEMAND AGILITY SOLUTIONS INC., 111 E 58TH STREET, NEW YORK, NY (https://www.google.com/maps/place/111%20E%2058TH%20STREET,NEW%20YORK,NY)	Graph	1	\$114,400.00	\$114,400.00	\$114,400.00	\$114,400.00
Totals	Graph	1	\$114,400.00	\$114,400.00	\$114,400.00	\$114,400.00

Latitude: 40.762135 Longitude: -73.811963

Employer Name/Worksite Address	Graph	Count	Mean Wage	Median Wage	Lowest Wage	Highest Wage
DKT CONTRACTORS LLC, 154-05 BARCLAY AVENUE, FLUSHING, NY (https://www.google.com/maps/place/154-05%20BARCLAY%20AVENUE,FLUSHING,NY)	Graph	1	\$39,957.00	\$39,957.00	\$39,957.00	\$39,957.00
Totals	Graph	1	\$39,957.00	\$39,957.00	\$39,957.00	\$39,957.00

Employer Name/Worksite Address	Graph	Count	Mean Wage	Median Wage	Lowest Wage	Highest Wage
DKT CONTRACTORS LLC, 154-05 BARCLAY AVENUE, FLUSHING, NY (https://www.google.com/maps/place/154-05%20BARCLAY%20AVENUE,FLUSHING,NY)	Graph	1	\$39,957.00	\$39,957.00	\$39,957.00	\$39,957.00
Totals	Graph	1	\$39,957.00	\$39,957.00	\$39,957.00	\$39,957.00

Latitude: 40.762146 Longitude: -73.770344

Employer Name/Worksite Address	Graph	Count	Mean Wage	Median Wage	Lowest Wage	Highest Wage
CITY MISSION, INC., 42-40 BELL BLVD, BAYSIDE, NY (https://www.google.com/maps/place/42-40%20BELL%20BLVD,BAYSIDE,NY)	Graph	1	\$31,408.00	\$31,408.00	\$31,408.00	\$31,408.00
Totals	Graph	1	\$31,408.00	\$31,408.00	\$31,408.00	\$31,408.00

Employer Name/Worksite Address	Graph	Count	Mean Wage	Median Wage	Lowest Wage	Highest Wage
CITY MISSION, INC., 42-40 BELL BLVD, BAYSIDE, NY (https://www.google.com/maps/place/42-40%20BELL%20BLVD,BAYSIDE,NY)	Graph	1	\$31,408.00	\$31,408.00	\$31,408.00	\$31,408.00
Totals	Graph	1	\$31,408.00	\$31,408.00	\$31,408.00	\$31,408.00

Latitude: 40.762159 Longitude: -73.602088

Employer Name/Worksite Address	Graph	Count	Mean Wage	Median Wage	Lowest Wage	Highest Wage
STANDAV CORP., 544 ELLISON AVE, WESTBURY, NY (https://www.google.com/maps/place/544%20ELLISON%20AVE,WESTBURY,NY)	Graph	1	\$73,195.00	\$73,195.00	\$73,195.00	\$73,195.00
Totals	Graph	1	\$73,195.00	\$73,195.00	\$73,195.00	\$73,195.00

Latitude: 40.762174 Longitude: -73.815734

Employer Name/Employer Address	Graph	Count	Mean Wage	Median Wage	Lowest Wage	Highest Wage
WORLD PHARMACY LLC, 149-01 41ST AVENUE, FLUSHING, NY (https://www.google.com/maps/place/149-01%2041ST%20AVENUE,FLUSHING,NY)	Graph	1	\$81,120.00	\$81,120.00	\$81,120.00	\$81,120.00
Totals	Graph	1	\$81,120.00	\$81,120.00	\$81,120.00	\$81,120.00

Employer Name/Worksite Address	Graph	Count	Mean Wage	Median Wage	Lowest Wage	Highest Wage
WORLD PHARMACY LLC, 149-01 41ST AVENUE, FLUSHING, NY (https://www.google.com/maps/place/149-01%2041ST%20AVENUE,FLUSHING,NY)	Graph	1	\$81,120.00	\$81,120.00	\$81,120.00	\$81,120.00
Totals	Graph	1	\$81,120.00	\$81,120.00	\$81,120.00	\$81,120.00

Latitude: 40.7622 Longitude: -73.976351

Employer Name/Employer Address	Graph	Count	Mean Wage	Median Wage	Lowest Wage	Highest Wage
M48 CATERING CORP, 44 WEST 55TH STREET, NEW YORK, NY (https://www.google.com/maps/place/44%20WEST%2055TH%20STREET,NEW%20YORK,NY)	Graph	1	\$60,000.00	\$60,000.00	\$60,000.00	\$60,000.00
MANGIA 23RD ST LLC, 44 WEST 55TH ST, NEW YORK CITY, NY (https://www.google.com/maps/place/44%20WEST%2055TH%20ST,NEW%20YORK%20CITY,NY)	Graph	1	\$47,000.00	\$47,000.00	\$47,000.00	\$47,000.00
Totals	Graph	2	\$53,500.00	\$47,000.00	\$47,000.00	\$60,000.00

Employer Name/Worksite Address	Graph	Count	Mean Wage	Median Wage	Lowest Wage	Highest Wage
M48 CATERING CORP, 44 WEST 55TH STREET, NEW YORK, NY (https://www.google.com/maps/place/44%20WEST%2055TH%20STREET,NEW%20YORK,NY)	Graph	1	\$60,000.00	\$60,000.00	\$60,000.00	\$60,000.00
MANGIA 23RD ST LLC, 44 WEST 55TH ST, NEW YORK CITY, NY (https://www.google.com/maps/place/44%20WEST%2055TH%20ST,NEW%20YORK%20CITY,NY)	Graph	1	\$47,000.00	\$47,000.00	\$47,000.00	\$47,000.00
Totals	Graph	2	\$53,500.00	\$47,000.00	\$47,000.00	\$60,000.00

Latitude: 40.762213 Longitude: -73.98671

Employer Name/Employer Address	Graph	Count	Mean Wage	Median Wage	Lowest Wage	Highest Wage
CRAVATH, SWAINE & MOORE LLP, 825 EIGHTH AVENUE, NEW YORK, NY (https://www.google.com/maps/place/825%20EIGHTH%20AVENUE,NEW%20YORK,NY)	Graph	28	\$211,071.43	\$190,000.00	\$180,000.00	\$480,000.00
Totals	Graph	28	\$211,071.43	\$190,000.00	\$180,000.00	\$480,000.00

Employer Name/Worksite Address	Graph	Count	Mean Wage	Median Wage	Lowest Wage	Highest Wage
CRAVATH, SWAINE & MOORE LLP, 825 EIGHTH AVENUE, NEW YORK, NY (https://www.google.com/maps/place/825%20EIGHTH%20AVENUE,NEW%20YORK,NY)	Graph	28	\$211,071.43	\$190,000.00	\$180,000.00	\$480,000.00
Totals	Graph	28	\$211,071.43	\$190,000.00	\$180,000.00	\$480,000.00

Latitude: 40.762216 Longitude: -73.8316

Employer Name/Employer Address	Graph	Count	Mean Wage	Median Wage	Lowest Wage	Highest Wage
LAW OFFICES OF MIKE P. GAO, P.C., 36-44 MAIN STREET, FLUSHING, NY (https://www.google.com/maps/place/36-44%20MAIN%20STREET,FLUSHING,NY)	Graph	2	\$40,476.80	\$39,353.60	\$39,353.60	\$41,600.00
Totals	Graph	2	\$40,476.80	\$39,353.60	\$39,353.60	\$41,600.00

Employer Name/Worksite Address	Graph	Count	Mean Wage	Median Wage	Lowest Wage	Highest Wage
LAW OFFICES OF MIKE P. GAO, P.C., 36-44 MAIN STREET, FLUSHING, NY (https://www.google.com/maps/place/36-44%20MAIN%20STREET,FLUSHING,NY)	Graph	2	\$40,476.80	\$39,353.60	\$39,353.60	\$41,600.00
Totals	Graph	2	\$40,476.80	\$39,353.60	\$39,353.60	\$41,600.00

Latitude: 40.762226 Longitude: -73.972488

Employer Name/Employer Address	Graph	Count	Mean Wage	Median Wage	Lowest Wage
BREVAN HOWARD US INVESTMENT MANAGEMENT LP, 590 MADISON AVENUE, NEW YORK, NY (https://www.google.com/maps/place/590%20MADISON%20AVENUE,NEW%20YORK,NY)	Graph	1	\$100,000.00	\$100,000.00	\$100,000.00
BREVAN HOWARD US LLC, 590 MADISON AVENUE, NEW YORK, NY (https://www.google.com/maps/place/590%20MADISON%20AVENUE,NEW%20YORK,NY)	Graph	1	\$1,501,760.00	\$1,501,760.00	\$1,501,760.00
CASELLA FAMILY BRANDS USA LLC, 590 MADISON AVENUE, 21ST FLOOR, NEW YORK, NY (https://www.google.com/maps/place/590%20MADISON%20AVENUE,%2021ST%20FLOOR,NEW%20YORK,NY)	Graph	1	\$240,000.00	\$240,000.00	\$240,000.00
GEM VENTURES LTD., 590 MADISON AVENUE, 36TH FLOOR, NEW YORK, NY (https://www.google.com/maps/place/590%20MADISON%20AVENUE,%2036TH%20FLOOR,NEW%20YORK,NY)	Graph	1	\$66,560.00	\$66,560.00	\$66,560.00
ODYSSEY INVESTMENT PARTNERS, LLC, 590 MADISON AVE., NEW YORK, NY (https://www.google.com/maps/place/590%20MADISON%20AVE.,NEW%20YORK,NY)	Graph	1	\$100,000.00	\$100,000.00	\$100,000.00
PENNANTPARK INVESTMENT ADVISERS LLC, 590 MADISON AVENUE, NEW YORK, NY (https://www.google.com/maps/place/590%20MADISON%20AVENUE,NEW%20YORK,NY)	Graph	1	\$115,000.00	\$115,000.00	\$115,000.00
STEEL PARTNERS HOLDINGS L.P., 590 MADISON AVE., NEW YORK, NY (https://www.google.com/maps/place/590%20MADISON%20AVE.,NEW%20YORK,NY)	Graph	1	\$180,000.00	\$180,000.00	\$180,000.00
DW PARTNERS, LP, 590 MADISON AVENUE, NEW YORK, NY (https://www.google.com/maps/place/590%20MADISON%20AVENUE,NEW%20YORK,NY)	Graph	2	\$187,500.00	\$175,000.00	\$175,000.00
Totals	Graph	9	\$297,591.11	\$175,000.00	\$66,560.00

Employer Name/Worksite Address	Graph	Count	Mean Wage	Median Wage	Lowest Wage	Highest Wage
ALLTECH CONSULTING SERVICES INC, 590 MADISON AVENUE, 25TH FLOOR, NEW YORK, NY (https://www.google.com/maps/place/590%20MADISON%20AVENUE,%2025TH%20FLOOR,NEW%20YORK,NY)	Graph	1	\$131,996.80	\$131,996.80	\$131,996.80	\$131,996.80
CASELLA FAMILY BRANDS USA LLC, 590 MADISON AVENUE, 21ST FLOOR, NEW YORK, NY (https://www.google.com/maps/place/590%20MADISON%20AVENUE,%2021ST%20FLOOR,NEW%20YORK,NY)	Graph	1	\$240,000.00	\$240,000.00	\$240,000.00	\$240,000.00
GEM VENTURES LTD., 590 MADISON AVENUE, 36TH FLOOR, NEW YORK, NY (https://www.google.com/maps/place/590%20MADISON%20AVENUE,%2036TH%20FLOOR,NEW%20YORK,NY)	Graph	1	\$66,560.00	\$66,560.00	\$66,560.00	\$66,560.00
PINE RIVER CAPITAL MANAGEMENT LP, 590 MADISON AVE., 38TH FLOOR, NEW YORK, NY (https://www.google.com/maps/place/590%20MADISON%20AVE.,%2038TH%20FLOOR,NEW%20YORK,NY)	Graph	1	\$300,000.00	\$300,000.00	\$300,000.00	\$300,000.00
WEBBANK CORPORATION, 590 MADISON AVENUE, NEW YORK CITY, NY (https://www.google.com/maps/place/590%20MADISON%20AVENUE,NEW%20YORK%20CITY,NY)	Graph	1	\$132,500.00	\$132,500.00	\$132,500.00	\$132,500.00
ODYSSEY INVESTMENT PARTNERS, LLC, 590 MADISON AVE., NEW YORK, NY (https://www.google.com/maps/place/590%20MADISON%20AVE.,NEW%20YORK,NY)	Graph	2	\$140,000.00	\$100,000.00	\$100,000.00	\$180,000.00
IBM CORPORATION, 590 MADISON AVE, NEW YORK, NY (https://www.google.com/maps/place/590%20MADISON%20AVE,NEW%20YORK,NY)	Graph	5	\$109,053.76	\$90,000.00	\$80,400.00	\$180,000.00
PINE RIVER CAPITAL MANAGEMENT LP, 590 MADISON AVENUE, NEW YORK, NY (https://www.google.com/maps/place/590%20MADISON%20AVENUE,NEW%20YORK,NY)	Graph	27	\$168,813.35	\$104,936.00	\$63,000.00	\$1,500,000.00
Totals	Graph	39	\$160,366.31	\$104,936.00	\$63,000.00	\$1,500,000.00

Latitude: 40.762265 Longitude: -73.427989

Employer Name/Employer Address	Graph	Count	Mean Wage	Median Wage	Lowest Wage	Highest Wage
HOTTEST FOOTWEAR.COM, INC., 135 SPAGNOLI ROAD, MELVILLE, NY (https://www.google.com/maps/place/135%20SPAGNOLI%20ROAD,MELVILLE,NY)	Graph	4	\$65,750.00	\$61,500.00	\$61,500.00	\$70,000.00
Totals	Graph	4	\$65,750.00	\$61,500.00	\$61,500.00	\$70,000.00

Employer Name/Worksite Address	Graph	Count	Mean Wage	Median Wage	Lowest Wage	Highest Wage
HOTTEST FOOTWEAR.COM, INC., 135 SPAGNOLI ROAD, MELVILLE, NY (https://www.google.com/maps/place/135%20SPAGNOLI%20ROAD,MELVILLE,NY)	Graph	4	\$65,750.00	\$61,500.00	\$61,500.00	\$70,000.00
Totals	Graph	4	\$65,750.00	\$61,500.00	\$61,500.00	\$70,000.00

Latitude: 40.762268 Longitude: -73.831631

Employer Name/Employer Address	Graph	Count	Mean Wage	Median Wage	Lowest Wage	Highest Wage
UNITED ALINE SERVICES, INC., 36-40 MAIN STREET, FLUSHING, NY (https://www.google.com/maps/place/36-40%20MAIN%20STREET,FLUSHING,NY)	Graph	1	\$39,000.00	\$39,000.00	\$39,000.00	\$39,000.00
Totals	Graph	1	\$39,000.00	\$39,000.00	\$39,000.00	\$39,000.00

Employer Name/Worksite Address	Graph	Count	Mean Wage	Median Wage	Lowest Wage	Highest Wage
X-TREME CARE LLC, 36-40 MAIN STREET ROOM 306, FLUSHING, NY (https://www.google.com/maps/place/36-40%20MAIN%20STREET%20ROOM%20306,FLUSHING,NY)	Graph	2	\$59,404.80	\$53,060.80	\$53,060.80	\$65,748.80
Totals	Graph	2	\$59,404.80	\$53,060.80	\$53,060.80	\$65,748.80

Latitude: 40.762269 Longitude: -73.995604

Employer Name/Employer Address	Graph	Count	Mean Wage	Median Wage	Lowest Wage	Highest Wage
ARACA MERCHANDISE, L.P., 545 WEST 45TH STREET 10TH FLOOR, NEW YORK, NY (https://www.google.com/maps/place/545%20WEST%2045TH%20STREET%2010TH%20FLOOR,NEW%20YORK,NY)	Graph	1	\$79,996.80	\$79,996.80	\$79,996.80	\$79,996.80
ARACA MERCHANDISE, L.P., 545 WEST 45TH STREET 10TH FLOOR, NEWYORK, NY (https://www.google.com/maps/place/545%20WEST%2045TH%20STREET%2010TH%20FLOOR,NEWYORK,NY)	Graph	1	\$66,144.00	\$66,144.00	\$66,144.00	\$66,144.00
GABRIEL BROS., INC., 545 WEST 45TH STREET, NEW YORK, NY (https://www.google.com/maps/place/545%20WEST%2045TH%20STREET,NEW%20YORK,NY)	Graph	1	\$75,000.00	\$75,000.00	\$75,000.00	\$75,000.00
WQB ARCHITECTURE PLLC, 545 WEST 45TH STREET 4TH FLOOR, NEW YORK, NY (https://www.google.com/maps/place/545%20WEST%2045TH%20STREET%204TH%20FLOOR,NEW%20YORK,NY)	Graph	1	\$57,096.00	\$57,096.00	\$57,096.00	\$57,096.00
SBLM ARCHITECTS PC, 545 WEST 45TH STREET, NEW YORK, NY (https://www.google.com/maps/place/545%20WEST%2045TH%20STREET,NEW%20YORK,NY)	Graph	2	\$52,000.00	\$45,760.00	\$45,760.00	\$58,240.00
Totals	Graph	6	\$63,706.13	\$58,240.00	\$45,760.00	\$79,996.80

Employer Name/Worksite Address	Graph	Count	Mean Wage	Median Wage	Lowest Wage	Highest Wage
WQB ARCHITECTURE PLLC, 545 WEST 45TH STREET 4TH FLOOR, NEW YORK, NY (https://www.google.com/maps/place/545%20WEST%2045TH%20STREET%204TH%20FLOOR,NEW%20YORK,NY)	Graph	1	\$57,096.00	\$57,096.00	\$57,096.00	\$57,096.00
ARACA MERCHANDISE, L.P., 545 WEST 45TH STREET 10TH FLOOR, NEW YORK, NY (https://www.google.com/maps/place/545%20WEST%2045TH%20STREET%2010TH%20FLOOR,NEW%20YORK,NY)	Graph	2	\$73,070.40	\$66,144.00	\$66,144.00	\$79,996.80
SBLM ARCHITECTS PC, 545 WEST 45TH STREET, NEW YORK, NY (https://www.google.com/maps/place/545%20WEST%2045TH%20STREET,NEW%20YORK,NY)	Graph	3	\$59,666.67	\$58,240.00	\$45,760.00	\$75,000.00
Totals	Graph	6	\$63,706.13	\$58,240.00	\$45,760.00	\$79,996.80

Latitude: 40.762284 Longitude: -73.962324

Employer Name/Worksite Address	Graph	Count	Mean Wage	Median Wage	Lowest Wage	Highest Wage
RENAL RESEARCH INSTITUTE, LLC, 315 EAST 62ND STREET, NEW YORK, NY (https://www.google.com/maps/place/315%20EAST%2062ND%20STREET,NEW%20YORK,NY)	Graph	3	\$120,147.60	\$131,539.00	\$97,364.80	\$131,539.00
Totals	Graph	3	\$120,147.60	\$131,539.00	\$97,364.80	\$131,539.00

Latitude: 40.762298 Longitude: -73.972272

Employer Name/Worksite Address	Graph	Count	Mean Wage	Median Wage	Lowest Wage	Highest Wage
WIPRO LLC, 550, MADISON AVENUE, NEW YORK, NY (https://www.google.com/maps/place/550,%20MADISON%20AVENUE,NEW%20YORK,NY)	Graph	6	\$77,989.50	\$71,781.00	\$71,781.00	\$84,198.00
Totals	Graph	6	\$77,989.50	\$71,781.00	\$71,781.00	\$84,198.00

Latitude: 40.762321 Longitude: -73.831663

Employer Name/Employer Address	Graph	Count	Mean Wage	Median Wage	Lowest Wage	Highest Wage
HC LAW & ASSOCIATES P.C., 36-36 MAIN STREET,, FLUSHING, NY (https://www.google.com/maps/place/36-36%20MAIN%20STREET,,FLUSHING,NY)	Graph	1	\$79,123.20	\$79,123.20	\$79,123.20	\$79,123.20
Totals	Graph	1	\$79,123.20	\$79,123.20	\$79,123.20	\$79,123.20

Employer Name/Worksite Address	Graph	Count	Mean Wage	Median Wage	Lowest Wage	Highest Wage
HC LAW & ASSOCIATES P.C., 36-36 MAIN STREET,, FLUSHING, NY (https://www.google.com/maps/place/36-36%20MAIN%20STREET,,FLUSHING,NY)	Graph	1	\$79,123.20	\$79,123.20	\$79,123.20	\$79,123.20
Totals	Graph	1	\$79,123.20	\$79,123.20	\$79,123.20	\$79,123.20

Latitude: 40.762351 Longitude: -73.972234

Employer Name/Employer Address	Graph	Count	Mean Wage	Median Wage	Lowest Wage	Highest Wage
1818 NADLAN, LLC, 575 MADISON AVENUE, NEW YORK, NY (https://www.google.com/maps/place/575%20MADISON%20AVENUE,NEW%20YORK,NY)	Graph	1	\$244,000.00	\$244,000.00	\$244,000.00	\$244,000.00
ADVANTAGE AMERICA NEW YORK REGIONAL CENTER, LLC, 575 MADISON AVENUE, 23RD FLOOR, NEW YORK, NY (https://www.google.com/maps/place/575%20MADISON%20AVENUE,%2023RD%20FLOOR,NEW%20YORK,NY)	Graph	1	\$99,840.00	\$99,840.00	\$99,840.00	\$99,840.00
DOUGLAS ELLIMAN, LLC, 575 MADISON AVE., NEW YORK, NY (https://www.google.com/maps/place/575%20MADISON%20AVE.,NEW%20YORK,NY)	Graph	1	\$115,000.00	\$115,000.00	\$115,000.00	\$115,000.00
HOPELAND, 575 MADISON AVE, NEW YORK, NY (https://www.google.com/maps/place/575%20MADISON%20AVE,NEW%20YORK,NY)	Graph	1	\$160,000.00	\$160,000.00	\$160,000.00	\$160,000.00
N-TIER FINANCIAL SERVICES LLC, 575 MADISON AVENUE, NEW YORK, NY (https://www.google.com/maps/place/575%20%20MADISON%20AVENUE,NEW%20YORK,NY)	Graph	1	\$120,000.00	\$120,000.00	\$120,000.00	\$120,000.00
HORIZON FAMILY OFFICE CORP, 575 MADISON AVENUE, NEW YORK, NY (https://www.google.com/maps/place/575%20MADISON%20AVENUE,NEW%20YORK,NY)	Graph	5	\$66,115.52	\$65,748.80	\$59,280.00	\$80,000.00
CONSTANTIN ASSOCIATES LP, 575 MADISON AVENUE, NEW YORK, NY (https://www.google.com/maps/place/575%20MADISON%20AVENUE,NEW%20YORK,NY)	Graph	10	\$58,906.00	\$55,765.00	\$55,000.00	\$65,000.00
Totals	Graph	20	\$82,923.88	\$65,000.00	\$55,000.00	\$244,000.00

Employer Name/Worksite Address	Graph	Count	Mean Wage	Median Wage	Lowest Wage	Highest Wage
ADVANTAGE AMERICA NEW YORK REGIONAL CENTER, LLC, 575 MADISON AVENUE, 23RD FLOOR, NEW YORK, NY (https://www.google.com/maps/place/575%20MADISON%20AVENUE,%2023RD%20FLOOR,NEW%20YORK,NY)	Graph	1	\$99,840.00	\$99,840.00	\$99,840.00	\$99,840.00
HOPELAND, 575 MADISON AVE, NEW YORK, NY (https://www.google.com/maps/place/575%20MADISON%20AVE,NEW%20YORK,NY)	Graph	1	\$160,000.00	\$160,000.00	\$160,000.00	\$160,000.00

Employer Name/Worksite Address	Graph	Count	Mean Wage	Median Wage	Lowest Wage	Highest Wage
DOUGLAS ELLIMAN, LLC, 575 MADISON AVENUE, NEW YORK, NY (https://www.google.com/maps/place/575%20MADISON%20AVENUE,NEW%20YORK,NY)	Graph	18	\$77,702.09	\$60,000.00	\$55,000.00	\$244
Totals	Graph	20	\$82,923.88	\$65,000.00	\$55,000.00	\$244

Latitude: 40.762355 Longitude: -73.97433

Employer Name/Worksite Address	Graph	Count	Mean Wage	Median Wage	Lowest Wage	Highest Wage
STONEPEAK PARTNERS, LP, 717 FIFTH AVENUE, 25TH FLOOR, NEW YORK, NY (https://www.google.com/maps/place/717%20FIFTH%20AVENUE,%2025TH%20FLOOR,NEW%20YORK,NY)	Graph	1	\$125,000.00	\$125,000.00	\$125,000.00	\$125,000
RSC CAPITAL MANAGEMENT, L.P., 717 5TH AVE, NEW YORK, NY (https://www.google.com/maps/place/717%205TH%20AVE,NEW%20YORK,NY)	Graph	3	\$115,509.33	\$86,528.00	\$80,000.00	\$180,000
Totals	Graph	4	\$117,882.00	\$86,528.00	\$80,000.00	\$180,000

Employer Name/Worksite Address	Graph	Count	Mean Wage	Median Wage	Lowest Wage	Highest Wage
STONEPEAK PARTNERS, LP, 717 FIFTH AVENUE, 25TH FLOOR, NEW YORK, NY (https://www.google.com/maps/place/717%20FIFTH%20AVENUE,%2025TH%20FLOOR,NEW%20YORK,NY)	Graph	1	\$125,000.00	\$125,000.00	\$125,000.00	\$125,000
NASSAU ASSET MANAGEMENT, LLC, 717 5TH AVENUE, NEW YORK, NY (https://www.google.com/maps/place/717%205TH%20AVENUE,NEW%20YORK,NY)	Graph	3	\$99,867.67	\$95,160.00	\$95,160.00	\$109,283
RSC CAPITAL MANAGEMENT, L.P., 717 5TH AVE, NEW YORK, NY (https://www.google.com/maps/place/717%205TH%20AVE,NEW%20YORK,NY)	Graph	3	\$115,509.33	\$86,528.00	\$80,000.00	\$180,000
Totals	Graph	7	\$110,161.57	\$95,160.00	\$80,000.00	\$180,000

Latitude: 40.762359 Longitude: -73.428333

Employer Name/Worksite Address	Graph	Count	Mean Wage	Median Wage	Lowest Wage	Highest Wage
THE BOYS, LLC, 130 SPAGNOLI ROAD, MELVILLE, NY (https://www.google.com/maps/place/130%20SPAGNOLI%20ROAD,MELVILLE,NY)	Graph	9	\$82,333.11	\$75,000.00	\$52,998.00	\$125,000.00
Totals	Graph	9	\$82,333.11	\$75,000.00	\$52,998.00	\$125,000.00

Employer Name/Worksite Address	Graph	Count	Mean Wage	Median Wage	Lowest Wage	Highest Wage
THE BOYS, LLC, 130 SPAGNOLI ROAD, MELVILLE, NY (https://www.google.com/maps/place/130%20SPAGNOLI%20ROAD,MELVILLE,NY)	Graph	9	\$82,333.11	\$75,000.00	\$52,998.00	\$125,000.00
Totals	Graph	9	\$82,333.11	\$75,000.00	\$52,998.00	\$125,000.00

Latitude: 40.762389 Longitude: -73.974306

Employer Name/Worksite Address	Graph	Count	Mean Wage	Median Wage	Lowest Wage	Highest Wage
GUSTUS MANAGEMENT LLC, 721 FIFTH AVENUE, NEW YORK, NY (https://www.google.com/maps/place/721%20FIFTH%20AVENUE,NEW%20YORK,NY)	Graph	1	\$101,920.00	\$101,920.00	\$101,920.00	\$101,920.00
Totals	Graph	1	\$101,920.00	\$101,920.00	\$101,920.00	\$101,920.00

Employer Name/Worksite Address	Graph	Count	Mean Wage	Median Wage	Lowest Wage	Highest Wage
GUSTUS MANAGEMENT LLC, 721 FIFTH AVENUE, NEW YORK, NY (https://www.google.com/maps/place/721%20FIFTH%20AVENUE,NEW%20YORK,NY)	Graph	1	\$101,920.00	\$101,920.00	\$101,920.00	\$101,920.00
Totals	Graph	1	\$101,920.00	\$101,920.00	\$101,920.00	\$101,920.00

Latitude: 40.762403 Longitude: -73.52396

Employer Name/Worksite Address	Graph	Count	Mean Wage	Median Wage	Lowest Wage	Highest Wage
INDUSTRIAL STAFFING SERVICES, INC, PSEG, HICKSVILLE, NY (https://www.google.com/maps/place/PSEG,HICKSVILLE,NY)	Graph	1	\$69,638.40	\$69,638.40	\$69,638.40	\$69,638.40
INFINITY TECH GROUP INC., 101 CHANNEL DR, PORT WASHINGTON, NY (https://www.google.com/maps/place/101%20CHANNEL%20DR,PORT%20WASHINGTON,NY)	Graph	1	\$81,000.00	\$81,000.00	\$81,000.00	\$81,000.00
MONTEFIORE NEW ROCHELLE HOSPITAL, 16 GUION PLACE, NEW ROCHELLE, NY (https://www.google.com/maps/place/16%20GUION%20PLACE,NEW%20ROCHELLE,NY)	Graph	1	\$200,000.00	\$200,000.00	\$200,000.00	\$200,000.00
V-SOFT CONSULTING GROUP, INC, 420 CROSSWAYS PARK DRIVE, WOODBURY, NY (https://www.google.com/maps/place/420%20CROSSWAYS%20PARK%20DRIVE,WOODBURY,NY)	Graph	1	\$79,000.00	\$79,000.00	\$79,000.00	\$79,000.00
Totals	Graph	4	\$107,409.60	\$79,000.00	\$69,638.40	\$200,000.00

Latitude: 40.762433 Longitude: -73.974437

Employer Name/Employer Address	Graph	Count	Mean Wage	Median Wage	Lowest Wage	Highest Wage
CHRISTOFFERSON ROBB & COMPANY, LLC, 720 FIFTH AVENUE, NEW YORK, NY (https://www.google.com/maps/place/720%20FIFTH%20AVENUE,NEW%20YORK,NY)	Graph	1	\$100,000.00	\$100,000.00	\$100,000.00	\$100,000.00
Totals	Graph	1	\$100,000.00	\$100,000.00	\$100,000.00	\$100,000.00

Employer Name/Worksite Address	Graph	Count	Mean Wage	Median Wage	Lowest Wage	Highest Wage
CHRISTOFFERSON ROBB & COMPANY, LLC, 720 FIFTH AVENUE, NEW YORK, NY (https://www.google.com/maps/place/720%20FIFTH%20AVENUE,NEW%20YORK,NY)	Graph	1	\$100,000.00	\$100,000.00	\$100,000.00	\$100,000.00
Totals	Graph	1	\$100,000.00	\$100,000.00	\$100,000.00	\$100,000.00

Latitude: 40.762435 Longitude: -73.974967

Employer Name/Employer Address	Graph	Count	Mean Wage	Median Wage	Lowest Wage	Highest Wage
FZAD ARCHITECTURE + DESIGN, 16 W 56TH STREET, NEW YORK, NY (https://www.google.com/maps/place/16%20W%2056TH%20STREET,NEW%20YORK,NY)	Graph	1	\$38,896.00	\$38,896.00	\$38,896.00	\$38,896.00
FZAD ARCHITECTURE + DESIGN, P.C., 16 WEST 56TH ST - 5TH FLOOR, NEW YORK, NY (https://www.google.com/maps/place/16%20WEST%2056TH%20ST%20-%205TH%20FLOOR,NEW%20YORK,NY)	Graph	1	\$60,000.00	\$60,000.00	\$60,000.00	\$60,000.00
Totals	Graph	2	\$49,448.00	\$38,896.00	\$38,896.00	\$60,000.00

Employer Name/Worksite Address	Graph	Count	Mean Wage	Median Wage	Lowest Wage	Highest Wage
FZAD ARCHITECTURE + DESIGN, P.C., 16 WEST 56TH STREET - 5TH FLOOR, NEW YORK, NY (https://www.google.com/maps/place/16%20WEST%2056TH%20STREET%20-%205TH%20FLOOR,NEW%20YORK,NY)	Graph	1	\$60,000.00	\$60,000.00	\$60,000.00	\$60,000.00
Totals	Graph	1	\$60,000.00	\$60,000.00	\$60,000.00	\$60,000.00

Latitude: 40.762456 Longitude: -73.726531

Employer Name/Worksite Address	Graph	Count	Mean Wage	Median Wage	Lowest Wage	Highest Wage
AHRC NYC, 57-04 254TH STREET, LITTLE NECK, NY (https://www.google.com/maps/place/57-04%20%20254TH%20STREET,LITTLE%20NECK,NY)	Graph	1	\$43,680.00	\$43,680.00	\$43,680.00	\$43,680.00
Totals	Graph	1	\$43,680.00	\$43,680.00	\$43,680.00	\$43,680.00

Latitude: 40.762467 Longitude: -73.974413

Employer Name/Employer Address	Graph	Count	Mean Wage	Median Wage	Lowest Wage	Highest Wage

Employer Name/Employer Address	Graph	Count	Mean Wage	Median Wage	Lowest Wage	Highest Wage
SEPTIMANIE EXPORT INC., 724 5TH AVENUE, NEW YORK, NY (https://www.google.com/maps/place/724%205TH%20AVENUE,NEW%20YORK,NY)	Graph	1	\$38,771.20	\$38,771.20	\$38,771.20	\$38,771.20
SEPTIMANIE EXPORT INC., 724 FIFTH AVENUE, NEW YORK, NY (https://www.google.com/maps/place/724%20FIFTH%20AVENUE,NEW%20YORK,NY)	Graph	1	\$46,700.00	\$46,700.00	\$46,700.00	\$46,700.00
Totals	Graph	2	\$42,735.60	\$38,771.20	\$38,771.20	\$46,700.00

Employer Name/Worksite Address	Graph	Count	Mean Wage	Median Wage	Lowest Wage	Highest Wage
SEPTIMANIE EXPORT INC., 724 5TH AVENUE, NEW YORK, NY (https://www.google.com/maps/place/724%205TH%20AVENUE,NEW%20YORK,NY)	Graph	1	\$38,771.20	\$38,771.20	\$38,771.20	\$38,771.20
SEPTIMANIE EXPORT INC., 724 FIFTH AVENUE, NEW YORK, NY (https://www.google.com/maps/place/724%20FIFTH%20AVENUE,NEW%20YORK,NY)	Graph	1	\$46,700.00	\$46,700.00	\$46,700.00	\$46,700.00
Totals	Graph	2	\$42,735.60	\$38,771.20	\$38,771.20	\$46,700.00

Latitude: 40.762481 Longitude: -73.770354

Employer Name/Employer Address	Graph	Count	Mean Wage	Median Wage	Lowest Wage	Highest Wage
JC EDUCATION CENTER, 42-19 BELL BLVD., BAYSIDE, NY (https://www.google.com/maps/place/42-19%20BELL%20BLVD.,BAYSIDE,NY)	Graph	1	\$48,672.00	\$48,672.00	\$48,672.00	\$48,672.00
Totals	Graph	1	\$48,672.00	\$48,672.00	\$48,672.00	\$48,672.00

Employer Name/Worksite Address	Graph	Count	Mean Wage	Median Wage	Lowest Wage	Highest Wage
JC EDUCATION CENTER, 42-19 BELL BLVD., BAYSIDE, NY (https://www.google.com/maps/place/42-19%20BELL%20BLVD.,BAYSIDE,NY)	Graph	1	\$48,672.00	\$48,672.00	\$48,672.00	\$48,672.00
Totals	Graph	1	\$48,672.00	\$48,672.00	\$48,672.00	\$48,672.00

Latitude: 40.762507 Longitude: -73.984509

Employer Name/Worksite Address	Graph	Count	Mean Wage	Median Wage	Lowest Wage	Highest Wage
HORATIO PARTNERS LLC, 245 WEST 51ST STREET, NEW YORK, NY (https://www.google.com/maps/place/245%20WEST%2051ST%20STREET,NEW%20YORK,NY)	Graph	2	\$55,000.00	\$55,000.00	\$55,000.00	\$55,000.00
Totals	Graph	2	\$55,000.00	\$55,000.00	\$55,000.00	\$55,000.00

Latitude: 40.762516 Longitude: -73.968056

Employer Name/Employer Address	Graph	Count	Mean Wage	Median Wage	Lowest Wage	Highest Wage
COHEN BROTHERS REALTY CORPORATION, 750 LEXINGTON AVENUE, NEW YORK, NY (https://www.google.com/maps/place/750%20LEXINGTON%20AVENUE,NEW%20YORK,NY)	Graph	1	\$85,000.00	\$85,000.00	\$85,000.00	\$85,000.00
EAS ADVISORS LLC, 750 LEXINGTON AVENUE, NEW YORK, NY (https://www.google.com/maps/place/750%20LEXINGTON%20AVENUE,NEW%20YORK,NY)	Graph	1	\$120,000.00	\$120,000.00	\$120,000.00	\$120,000.00
MOROCCANOIL INC., 750 LEXINGTON AVENUE - 17TH FLOOR, NEW YORK CITY, NY (https://www.google.com/maps/place/750%20LEXINGTON%20AVENUE%20-%2017TH%20FLOOR,NEW%20YORK%20CITY,NY)	Graph	1	\$70,000.00	\$70,000.00	\$70,000.00	\$70,000.00
STEMLINE THERAPEUTICS, INC., 750 LEXINGTON AVE., NEW YORK, NY (https://www.google.com/maps/place/750%20LEXINGTON%20AVE.,NEW%20YORK,NY)	Graph	1	\$55,000.00	\$55,000.00	\$55,000.00	\$55,000.00
THE INVUS GROUP, LLC, 750 LEXINGTON AVENUE, NEW YORK, NY (https://www.google.com/maps/place/750%20LEXINGTON%20AVENUE,NEW%20YORK,NY)	Graph	1	\$145,000.00	\$145,000.00	\$145,000.00	\$145,000.00
THE MARKETING DIRECTORS, INC., 750 LEXINGTON AVENUE, NEW YORK, NY (https://www.google.com/maps/place/750%20LEXINGTON%20AVENUE,NEW%20YORK,NY)	Graph	1	\$65,000.00	\$65,000.00	\$65,000.00	\$65,000.00
Totals	Graph	6	\$90,000.00	\$70,000.00	\$55,000.00	\$145,000.00

Employer Name/Worksite Address	Graph	Count	Mean Wage	Median Wage	Lowest Wage	Highest Wage
MOROCCANOIL INC., 750 LEXINGTON AVE - 17TH FLOOR, NEW YORK CITY, NY (https://www.google.com/maps/place/750%20LEXINGTON%20AVE%20-%2017TH%20FLOOR,NEW%20YORK%20CITY,NY)	Graph	1	\$70,000.00	\$70,000.00	\$70,000.00	\$70,000.00
THE MARKETING DIRECTORS, INC., 750 LEXINGTON AVENUE, NEW YORK, NY (https://www.google.com/maps/place/750%20LEXINGTON%20AVENUE,NEW%20YORK,NY)	Graph	6	\$100,173.33	\$85,000.00	\$55,000.00	\$145,000.00
Totals	Graph	7	\$95,862.86	\$85,000.00	\$55,000.00	\$145,000.00

Latitude: 40.762524 Longitude: -73.974208

Employer Name/Employer Address	Graph	Count	Mean Wage	Median Wage	Lowest Wage	Highest Wage
INDUSTRIAL AND COMMERCIAL BANK OF CHINA LIMITED NEW YORK BRANCH, 725 5TH AVENUE, NEW YORK, NY (https://www.google.com/maps/place/725%205TH%20AVENUE,NEW%20YORK,NY)	Graph	1	\$70,000.00	\$70,000.00	\$70,000.00	\$70,000.00
INDUSTRIAL AND COMMERCIAL BANK OF CHINA LTD., NEW YORK BRANCH, 725 5TH AVE, NEW YORK, NY (https://www.google.com/maps/place/725%205TH%20AVE,NEW%20YORK,NY)	Graph	5	\$114,198.68	\$95,160.00	\$80,000.00	\$160,000.00
Totals	Graph	6	\$106,832.24	\$95,000.00	\$70,000.00	\$160,000.00

Employer Name/Worksite Address	Graph	Count	Mean Wage	Median Wage	Lowest Wage	Highest Wage
CEM TECHNOLOGY, INC., 725 FIFTH AVENUE, 20TH FLOOR, NEW YORK, NY (https://www.google.com/maps/place/725%20FIFTH%20AVENUE,%2020TH%20FLOOR,NEW%20YORK,NY)	Graph	1	\$64,850.00	\$64,850.00	\$64,850.00	\$64,850.00
INDUSTRIAL AND COMMERCIAL BANK OF CHINA LIMITED, 725 5TH AVENUE, NEW YORK, NY (https://www.google.com/maps/place/725%205TH%20AVENUE,NEW%20YORK,NY)	Graph	23	\$74,990.39	\$70,000.00	\$54,178.00	\$175,000.00
Totals	Graph	24	\$74,567.88	\$70,000.00	\$54,178.00	\$175,000.00

Latitude: 40.76253 Longitude: -73.949501

Employer Name/Employer Address	Graph	Count	Mean Wage	Median Wage	Lowest Wage	Highest Wage
ROOSTER GALLERY INC., 531 MAIN STREET, #1705, NEW YORK, NY (https://www.google.com/maps/place/531%20MAIN%20STREET,%20#1705,NEW%20YORK,NY)	Graph	1	\$71,531.20	\$71,531.20	\$71,531.20	\$71,531.20
Totals	Graph	1	\$71,531.20	\$71,531.20	\$71,531.20	\$71,531.20

Employer Name/Worksite Address	Graph	Count	Mean Wage	Median Wage	Lowest Wage	Highest Wage
ROOSTER GALLERY INC., 531 MAIN STREET, #1705, NEW YORK, NY (https://www.google.com/maps/place/531%20MAIN%20STREET,%20#1705,NEW%20YORK,NY)	Graph	1	\$71,531.20	\$71,531.20	\$71,531.20	\$71,531.20
Totals	Graph	1	\$71,531.20	\$71,531.20	\$71,531.20	\$71,531.20

Latitude: 40.762552 Longitude: -73.97225

Employer Name/Worksite Address	Graph	Count	Mean Wage	Median Wage	Lowest Wage	Highest Wage
LVMH FRAGRANCE BRANDS US LLC, 598 MADISON AVENUE, NEW YORK, NY (https://www.google.com/maps/place/598%20MADISON%20AVENUE,NEW%20YORK,NY)	Graph	1	\$63,000.00	\$63,000.00	\$63,000.00	\$63,000.00
Totals	Graph	1	\$63,000.00	\$63,000.00	\$63,000.00	\$63,000.00

Latitude: 40.762564 Longitude: -73.785367

Employer Name/Employer Address	Graph	Count	Mean Wage	Median Wage	Lowest Wage	Highest Wage
--------------------------------	-------	-------	-----------	-------------	-------------	--------------

Employer Name/Employer Address	Graph	Count	Mean Wage	Median Wage	Lowest Wage	Highest Wage
PROFESSIONAL CHILDCARE INC., 38-03 FRANCIS LEWIS BLVD., BAYSIDE, NY (https://www.google.com/maps/place/38-03%20FRANCIS%20LEWIS%20BLVD.,BAYSIDE,NY)	Graph	1	\$40,414.00	\$40,414.00	\$40,414.00	\$40,414.00
Totals	Graph	1	\$40,414.00	\$40,414.00	\$40,414.00	\$40,414.00

Employer Name/Worksite Address	Graph	Count	Mean Wage	Median Wage	Lowest Wage	Highest Wage
PROFESSIONAL CHILDCARE INC., 38-03 FRANCIS LEWIS BLVD., BAYSIDE, NY (https://www.google.com/maps/place/38-03%20FRANCIS%20LEWIS%20BLVD.,BAYSIDE,NY)	Graph	1	\$40,414.00	\$40,414.00	\$40,414.00	\$40,414.00
Totals	Graph	1	\$40,414.00	\$40,414.00	\$40,414.00	\$40,414.00

Latitude: 40.762576 Longitude: -73.913457

Employer Name/Employer Address	Graph	Count	Mean Wage	Median Wage	Lowest Wage	Highest Wage
METROPOLITAN ART CENTER AND SERVICES INC., 31-67 41ST STREET #2F, LONG ISLAND CITY, NY (https://www.google.com/maps/place/31-67%2041ST%20STREET%20#2F, LONG%20ISLAND%20CITY,NY)	Graph	2	\$74,276.80	\$74,276.80	\$74,276.80	\$74,276.80
Totals	Graph	2	\$74,276.80	\$74,276.80	\$74,276.80	\$74,276.80

Employer Name/Worksite Address	Graph	Count	Mean Wage	Median Wage	Lowest Wage	Highest Wage
METROPOLITAN ART CENTER AND SERVICES INC., 31-67 41ST ST. #2F, LONG ISLAND CITY, NY (https://www.google.com/maps/place/31-67%2041ST%20ST.%20#2F, LONG%20ISLAND%20CITY,NY)	Graph	2	\$74,276.80	\$74,276.80	\$74,276.80	\$74,276.80
Totals	Graph	2	\$74,276.80	\$74,276.80	\$74,276.80	\$74,276.80

Latitude: 40.762592 Longitude: -73.978539

Employer Name/Employer Address	Graph	Count	Mean Wage	Median Wage
AMERICHIINA LLC, 1345 AVENUE OF THE AMERICAS, NEW YORK, NY (https://www.google.com/maps/place/1345%20AVENUE%20OF%20THE%20AMERICAS,NEW%20YORK,NY)	Graph	1	\$44,428.80	\$44,428.80
BBVA SECURITIES, INC., 1345 AVENUE OF THE AMERICAS, NEW YORK, NY (https://www.google.com/maps/place/1345%20AVENUE%20OF%20THE%20AMERICAS,NEW%20YORK,NY)	Graph	1	\$130,000.00	\$130,000.00
ELLENOFF GROSSMAN & SCHOLE, LLP, 1345 AVENUE OF THE AMERICAS, NEW YORK, NY (https://www.google.com/maps/place/1345%20AVENUE%20OF%20THE%20AMERICAS,NEW%20YORK,NY)	Graph	1	\$115,000.00	\$115,000.00
FIG LLC, 1345 AVENUE OF THE AMERICAS, NEW YORK, MA (https://www.google.com/maps/place/1345%20AVENUE%20OF%20THE%20AMERICAS,NEW%20YORK,MA)	Graph	1	\$65,749.00	\$65,749.00
FORTRESS CAPITAL FINANCE III (A) LLC, 1345 AVENUE OF THE AMERICAS, NEW YORK, NY (https://www.google.com/maps/place/1345%20AVENUE%20OF%20THE%20AMERICAS,NEW%20YORK,NY)	Graph	1	\$105,000.00	\$105,000.00
GENISYS SOFTWARE, LTD., 1345 AVENUE OF THE AMERICAS, NEW YORK, NY (https://www.google.com/maps/place/1345%20AVENUE%20OF%20THE%20AMERICAS,NEW%20YORK,NY)	Graph	1	\$86,466.00	\$86,466.00
LAB49, INC., 1345 6TH AVENUE, NEW YORK, NY (https://www.google.com/maps/place/1345%206TH%20AVENUE,NEW%20YORK,NY)	Graph	1	\$125,000.00	\$125,000.00
LAB49, INC., 1345 AVENUE OF THE AMERICAS, NEW YORK, NY (https://www.google.com/maps/place/1345%20AVENUE%20OF%20THE%20AMERICAS,NEW%20YORK,NY)	Graph	1	\$85,000.00	\$85,000.00
MACKAY SHIELDS LLC, 1345 AVENUE OF THE AMERICAS, NEW YORK, NY (https://www.google.com/maps/place/1345%20AVENUE%20OF%20THE%20AMERICAS,NEW%20YORK,NY)	Graph	1	\$155,000.00	\$155,000.00
RINGO CAPITAL INC., 1345 AVENUE OF THE AMERICAS, NEW YORK, NY (https://www.google.com/maps/place/1345%20AVENUE%20OF%20THE%20AMERICAS,NEW%20YORK,NY)	Graph	1	\$60,320.00	\$60,320.00
SAMKER CO LLC, 1345 AVE OF THE AMERICAS, 2ND FLOOR, NEW YORK CITY, NY (https://www.google.com/maps/place/1345%20AVE%20OF%20THE%20AMERICAS,%202ND%20FLOOR,NEW%20YORK%20CITY,NY)	Graph	1	\$60,000.00	\$60,000.00
WALKER SAMBROTTO & COMPANY LLC, 1345 AVE OF THE AMERICAS, 2ND FLOOR, NEW YORK CITY, NY (https://www.google.com/maps/place/1345%20AVE%20OF%20THE%20AMERICAS,%202ND%20FLOOR,NEW%20YORK%20CITY,NY)	Graph	1	\$60,000.00	\$60,000.00
WALL STREET SYSTEMS DELAWARE INC, 1345 AVENUE OF THE AMERICAS, NEW YORK, NY (https://www.google.com/maps/place/1345%20AVENUE%20OF%20THE%20AMERICAS,NEW%20YORK,NY)	Graph	1	\$120,000.00	\$120,000.00

Employer Name/Employer Address	Graph	Count	Mean Wage	Median Wage
PETER J SOLOMON COMPANY LLC, 1345 AVENUE OF THE AMERICAS, NEW YORK, NY (https://www.google.com/maps/place/1345%20AVENUE%20OF%20THE%20AMERICAS,NEW%20YORK,NY)	Graph	2	\$162,500.00	\$125,000.00
REVAL.COM, INC., 1345 6TH AVENUE, NEW YORK, NY (https://www.google.com/maps/place/1345%206TH%20AVENUE,NEW%20YORK,NY)	Graph	2	\$111,935.00	\$93,870.00
FIRST EAGLE INVESTMENT MANAGEMENT, LLC, 1345 AVENUE OF THE AMERICAS, NEW YORK, NY (https://www.google.com/maps/place/1345%20AVENUE%20OF%20THE%20AMERICAS,NEW%20YORK,NY)	Graph	6	\$310,000.00	\$150,000.00
LINKLATERS LLP, 1345 AVENUE OF THE AMERICAS, NEW YORK, NY (https://www.google.com/maps/place/1345%20AVENUE%20OF%20THE%20AMERICAS,NEW%20YORK,NY)	Graph	8	\$197,625.00	\$180,000.00
FIG LLC, 1345 AVENUE OF THE AMERICAS, NEW YORK, NY (https://www.google.com/maps/place/1345%20AVENUE%20OF%20THE%20AMERICAS,NEW%20YORK,NY)	Graph	10	\$116,436.10	\$115,000.00
INTERFYRIO LLC, 1345 AVENUE OF THE AMERICAS, NEW YORK, NY (https://www.google.com/maps/place/1345%20AVENUE%20OF%20THE%20AMERICAS,NEW%20YORK,NY)	Graph	25	\$65,599.04	\$65,748.80
ALLIANCEBERNSTEIN L.P., 1345 AVENUE OF THE AMERICAS, NEW YORK, NY (https://www.google.com/maps/place/1345%20AVENUE%20OF%20THE%20AMERICAS,NEW%20YORK,NY)	Graph	52	\$107,000.00	\$105,000.00
Totals	Graph	118	\$115,001.45	\$99,000.00

Employer Name/Worksite Address	Graph	Count	Mean Wage	Median Wage
HEXAWARE TECHNOLOGIES, INC., ALLIANCE BERNSTEIN, 1345 6TH AVE., NEW YORK, NY (https://www.google.com/maps/place/ALLIANCE%20BERNSTEIN,%201345%206TH%20AVE.,NEW%20YORK,NY)	Graph	1	\$91,000.00	\$91,000.00
MARLABS, INC., 1345 AVENUE OF THE AMERICAS, 44TH FLOOR, NEW YORK, NY (https://www.google.com/maps/place/1345%20AVENUE%20OF%20THE%20AMERICAS,%2044TH%20FLOOR,NEW%20YORK,NY)	Graph	1	\$75,800.00	\$75,800.00
QUANTUM INTEGRATORS GROUP , LLC, 1345 6TH AVE., NEW YORK, NY (https://www.google.com/maps/place/1345%206TH%20AVE.,NEW%20YORK,NY)	Graph	1	\$67,000.00	\$67,000.00
TOUCHCARE LLC, 1345 6TH AVE., NEW YORK, NY (https://www.google.com/maps/place/1345%206TH%20AVE.,NEW%20YORK,NY)	Graph	1	\$117,000.00	\$117,000.00
SAMKER CO LLC, 1345 AVE OF THE AMERICAS, 2ND FLOOR, NEW YORK CITY, NY (https://www.google.com/maps/place/1345%20AVE%20OF%20THE%20AMERICAS,%202ND%20FLOOR,NEW%20YORK%20CITY,NY)	Graph	2	\$60,000.00	\$60,000.00
ACCENTURE LLP, 1345 AVE OF THE AMERICAS, NEW YORK, NY (https://www.google.com/maps/place/1345%20AVE%20OF%20THE%20AMERICAS,NEW%20YORK,NY)	Graph	9	\$137,096.00	\$130,000.00
REVAL.COM, INC., 1345 6TH AVENUE, NEW YORK, NY (https://www.google.com/maps/place/1345%206TH%20AVENUE,NEW%20YORK,NY)	Graph	11	\$97,835.55	\$95,000.00
ACCENTURE LLP, 1345 6TH AVE, NEW YORK, NY (https://www.google.com/maps/place/1345%206TH%20AVE,NEW%20YORK,NY)	Graph	23	\$80,678.26	\$75,795.00
ALLIANCEBERNSTEIN L.P., 1345 AVENUE OF THE AMERICAS, NEW YORK, NY (https://www.google.com/maps/place/1345%20AVENUE%20OF%20THE%20AMERICAS,NEW%20YORK,NY)	Graph	151	\$104,854.62	\$90,000.00
Totals	Graph	200	\$102,347.51	\$84,864.00

Latitude: 40.762598 Longitude: -73.83183

Employer Name/Employer Address	Graph	Count	Mean Wage	Median Wage	Lowest Wage	Highest Wage
GOLDEN TRIANGLE ENTERPRISE INC., 36-12 MAIN STREET, FLUSHING, NY (https://www.google.com/maps/place/36-12%20MAIN%20STREET,FLUSHING,NY)	Graph	1	\$49,920.00	\$49,920.00	\$49,920.00	\$49,920.00
Totals	Graph	1	\$49,920.00	\$49,920.00	\$49,920.00	\$49,920.00

Employer Name/Worksite Address	Graph	Count	Mean Wage	Median Wage	Lowest Wage	Highest Wage
GOLDEN TRIANGLE ENTERPRISE INC., 36-12 MAIN STREET, FLUSHING, NY (https://www.google.com/maps/place/36-12%20MAIN%20STREET,FLUSHING,NY)	Graph	1	\$49,920.00	\$49,920.00	\$49,920.00	\$49,920.00
Totals	Graph	1	\$49,920.00	\$49,920.00	\$49,920.00	\$49,920.00

Latitude: 40.762611 Longitude: -73.982074

Employer Name/Worksite Address	Graph	Count	Mean Wage	Median Wage	Lowest Wage	Highest Wage

Employer Name/Worksite Address	Graph	Count	Mean Wage	Median Wage	Lowest Wage	Highest Wage
LARSEN & TOUBRO INFOTECH LIMITED, BARCLAYS CAPITAL, NEW YORK, NY (https://www.google.com/maps/place/BARCLAYS%20CAPITAL,NEW%20YORK,NY)	Graph	1	\$82,092.00	\$82,092.00	\$82,092.00	\$82,092.00
QUESTPAY INC., 750, 7TH AVENUE, 20TH FLOOR, NEWYORK, NY (https://www.google.com/maps/place/750,%207TH%20AVENUE,%2020TH%20FLOOR,NEWYORK,NY)	Graph	1	\$70,500.00	\$70,500.00	\$70,500.00	\$70,500.00
HEADSTRONG SERVICES LLC, 750, 7TH AVENUE, NEW YORK, NY (https://www.google.com/maps/place/750,%207TH%20AVENUE,NEW%20YORK,NY)	Graph	3	\$170,218.67	\$185,328.00	\$140,000.00	\$185,328.00
Totals	Graph	5	\$132,649.60	\$140,000.00	\$70,500.00	\$185,328.00

Latitude: 40.762625 Longitude: -73.972034

Employer Name/Employer Address	Graph	Count	Mean Wage	Median Wage	Lowest Wage	Highest Wage
ALBEA BEAUTY SOLUTIONS USA, LLC, 595 MADISON AVENUE, NEW YORK, NY (https://www.google.com/maps/place/595%20MADISON%20AVENUE,NEW%20YORK,NY)	Graph	1	\$82,500.00	\$82,500.00	\$82,500.00	\$82,500.00
J.P.P. EURO-SECURITIES INC., 595 MADISON AVENUE, NEW YORK, NY (https://www.google.com/maps/place/595%20MADISON%20AVENUE,NEW%20YORK,NY)	Graph	1	\$75,000.00	\$75,000.00	\$75,000.00	\$75,000.00
PAULE KA US INC., 595 MADISON AVE, NEW YORK, NY (https://www.google.com/maps/place/595%20MADISON%20AVE,NEW%20YORK,NY)	Graph	1	\$46,675.20	\$46,675.20	\$46,675.20	\$46,675.20
SGI CAMBIUM LLC, 595 MADISON AVENUE, NEW YORK, NY (https://www.google.com/maps/place/595%20MADISON%20AVENUE,NEW%20YORK,NY)	Graph	1	\$66,000.00	\$66,000.00	\$66,000.00	\$66,000.00
SIXTY CAPITAL ADVISORS, LLC, 595 MADISON AVENUE, NEW YORK, NY (https://www.google.com/maps/place/595%20MADISON%20AVENUE,NEW%20YORK,NY)	Graph	1	\$150,000.00	\$150,000.00	\$150,000.00	\$150,000.00
TOM FORD RETAIL LLC, 595 MADISON AVENUE, NEW YORK, NY (https://www.google.com/maps/place/595%20MADISON%20AVENUE,NEW%20YORK,NY)	Graph	1	\$405,000.00	\$405,000.00	\$405,000.00	\$405,000.00
Totals	Graph	6	\$137,529.20	\$75,000.00	\$46,675.20	\$405,000.00

Employer Name/Worksite Address	Graph	Count	Mean Wage	Median Wage	Lowest Wage	Highest Wage
PAULE KA US INC., 595 MADISON AVE, NEW YORK, NY (https://www.google.com/maps/place/595%20MADISON%20AVE,NEW%20YORK,NY)	Graph	1	\$46,675.20	\$46,675.20	\$46,675.20	\$46,675.20
J.P.P. EURO-SECURITIES INC., 595 MADISON AVENUE, NEW YORK, NY (https://www.google.com/maps/place/595%20MADISON%20AVENUE,NEW%20YORK,NY)	Graph	7	\$168,357.14	\$150,000.00	\$66,000.00	\$405,000.00
Totals	Graph	8	\$153,146.90	\$82,500.00	\$46,675.20	\$405,000.00

Latitude: 40.762665 Longitude: -73.972168

Employer Name/Employer Address	Graph	Count	Mean Wage	Median Wage	Lowest Wage	Highest Wage
ALVAREZ & MARSAL DISPUTES AND INVESTIGATIONS, LLC, 600 MADISON AVENUE, NEW YORK, NY (https://www.google.com/maps/place/600%20MADISON%20AVENUE,NEW%20YORK,NY)	Graph	1	\$135,000.00	\$135,000.00	\$135,000.00	\$135,000.00
ALVAREZ & MARSAL FINANCIAL INDUSTRY ADVISORY SERVICES LLC, 600 MADISON AVENUE, NEW YORK, NY (https://www.google.com/maps/place/600%20MADISON%20AVENUE,NEW%20YORK,NY)	Graph	1	\$112,500.00	\$112,500.00	\$112,500.00	\$112,500.00
ALVAREZ & MARSAL FINANCIAL INDUSTRY ADVISORY SERVICES, 600 MADISON AVENUE, NEW YORK, NY (https://www.google.com/maps/place/600%20MADISON%20AVENUE,NEW%20YORK,NY)	Graph	1	\$102,500.00	\$102,500.00	\$102,500.00	\$102,500.00
ALVAREZ & MARSAL HEALTHCARE INDUSTRY GROUP LLC, 600 MADISON AVENUE, NEW YORK, NY (https://www.google.com/maps/place/600%20MADISON%20AVENUE,NEW%20YORK,NY)	Graph	1	\$105,000.00	\$105,000.00	\$105,000.00	\$105,000.00
LAWRENCE RUBEN COMPANY, INC., 600 MADISON AVENUE, NEW YORK, NY (https://www.google.com/maps/place/600%20MADISON%20AVENUE,NEW%20YORK,NY)	Graph	1	\$160,000.00	\$160,000.00	\$160,000.00	\$160,000.00
ALVAREZ & MARSAL CORPORATE PERFORMANCE IMPROVEMENT LLC, 600 MADISON AVENUE, NEW YORK, NY (https://www.google.com/maps/place/600%20MADISON%20AVENUE,NEW%20YORK,NY)	Graph	3	\$71,666.67	\$65,000.00	\$65,000.00	\$85,000.00
Totals	Graph	8	\$103,750.00	\$102,500.00	\$65,000.00	\$160,000.00

Employer Name/Worksite Address	Graph	Count	Mean Wage	Median Wage	Lowest Wage	Highest Wage
LAWRENCE RUBEN COMPANY, INC., 600 MADISON AVENUE, NEW YORK, NY (https://www.google.com/maps/place/600%20MADISON%20AVENUE,NEW%20YORK,NY)	Graph	2	\$136,250.00	\$112,500.00	\$112,500.00	\$160,000.00
Totals	Graph	2	\$136,250.00	\$112,500.00	\$112,500.00	\$160,000.00

Latitude: 40.762666 Longitude: -73.982197

Employer Name/Employer Address	Graph	Count	Mean Wage	Median Wage	Lowest Wage	Hig W:
BRIGHTWOOD CAPITAL ADVISORS, LLC, 810 SEVENTH AVENUE, 26TH FLOOR, NEW YORK, NY (https://www.google.com/maps/place/810%20SEVENTH%20AVENUE,%2026TH%20FLOOR,NEW%20YORK,NY)	Graph	1	\$100,000.00	\$100,000.00	\$100,000.00	\$100,
NYC & COMPANY, 810 SEVENTH AVENUE, NEW YORK, NY (https://www.google.com/maps/place/810%20SEVENTH%20AVENUE,NEW%20YORK,NY)	Graph	1	\$95,000.00	\$95,000.00	\$95,000.00	\$95,(
SUFFOLK CAPITAL MANAGEMENT LLC, 810 SEVENTH AVENUE, NEW YORK, NY (https://www.google.com/maps/place/810%20SEVENTH%20AVENUE,NEW%20YORK,NY)	Graph	1	\$140,000.00	\$140,000.00	\$140,000.00	\$140,
MUREX NORTH AMERICA INC., 810 SEVENTH AVENUE, NEW YORK, NY (https://www.google.com/maps/place/810%20SEVENTH%20AVENUE,NEW%20YORK,NY)	Graph	2	\$165,000.00	\$165,000.00	\$165,000.00	\$165,
THE RAINE GROUP, LLC, 810 7TH AVENUE, NEW YORK, NY (https://www.google.com/maps/place/810%207TH%20AVENUE,NEW%20YORK,NY)	Graph	2	\$83,500.00	\$77,000.00	\$77,000.00	\$90,(
WAILIAN EDUCATION GROUP, INC., 810 7TH AVENUE, NEW YORK, NY (https://www.google.com/maps/place/810%207TH%20AVENUE,NEW%20YORK,NY)	Graph	2	\$48,138.50	\$48,000.00	\$48,000.00	\$48,(
NOMURA RESEARCH INSTITUTE AMERICA, INC., 810 SEVENTH AVENUE, NEW YORK, NY (https://www.google.com/maps/place/810%20SEVENTH%20AVENUE,NEW%20YORK,NY)	Graph	6	\$49,389.50	\$46,675.00	\$46,675.00	\$62,(
MUREX NORTH AMERICA INC., 810 SEVENTH AVENUE, 14TH FLR, NEW YORK, NY (https://www.google.com/maps/place/810%20SEVENTH%20AVENUE,%2014TH%20FLR,NEW%20YORK,NY)	Graph	15	\$104,833.33	\$105,000.00	\$65,000.00	\$137,
Totals	Graph	30	\$93,237.13	\$90,000.00	\$46,675.00	\$165,

Employer Name/Worksite Address	Graph	Count	Mean Wage	Median Wage	Lowest Wage	Hig W:
BRIGHTWOOD CAPITAL ADVISORS, LLC, 810 SEVENTH AVENUE, 26TH FLOOR, NEW YORK, NY (https://www.google.com/maps/place/810%20SEVENTH%20AVENUE,%2026TH%20FLOOR,NEW%20YORK,NY)	Graph	1	\$100,000.00	\$100,000.00	\$100,000.00	\$100,
QWEST CORPORATION, 810 7TH AVENUE, NEW YORK, NY (https://www.google.com/maps/place/810%207TH%20AVENUE,NEW%20YORK,NY)	Graph	2	\$159,396.80	\$125,000.00	\$125,000.00	\$193,
NYC & COMPANY, 810 SEVENTH AVENUE, NEW YORK, NY (https://www.google.com/maps/place/810%20SEVENTH%20AVENUE,NEW%20YORK,NY)	Graph	28	\$97,172.75	\$95,000.00	\$46,675.00	\$165,
Totals	Graph	31	\$101,278.41	\$96,000.00	\$46,675.00	\$193,

Latitude: 40.762666 Longitude: -73.831717

Employer Name/Worksite Address	Graph	Count	Mean Wage	Median Wage	Lowest Wage	Highest Wage
DA-NUTRITION PLLC, 36-09 MAIN STREET, STE 204B, FLUSHING, NY (https://www.google.com/maps/place/36-09%20MAIN%20STREET,%20STE%20204B,FLUSHING,NY)	Graph	1	\$47,840.00	\$47,840.00	\$47,840.00	\$47,840.00
Totals	Graph	1	\$47,840.00	\$47,840.00	\$47,840.00	\$47,840.00

Latitude: 40.762669 Longitude: -73.974266

Employer Name/Employer Address	Graph	Count	Mean Wage	Median Wage	Lowest Wage	Highest Wage
APOLLO MANAGEMENT HOLDINGS, L.P., 730 5TH AVENUE, NEW YORK, NY (https://www.google.com/maps/place/730%205TH%20AVENUE,NEW%20YORK,NY)	Graph	1	\$187,500.00	\$187,500.00	\$187,500.00	\$187,500.00
Totals	Graph	1	\$187,500.00	\$187,500.00	\$187,500.00	\$187,500.00

Employer Name/Worksite Address	Graph	Count	Mean Wage	Median Wage	Lowest Wage	Highest Wage
APOLLO MANAGEMENT HOLDINGS, L.P., 730 5TH AVENUE, NEW YORK, NY (https://www.google.com/maps/place/730%205TH%20AVENUE,NEW%20YORK,NY)	Graph	1	\$187,500.00	\$187,500.00	\$187,500.00	\$187,500.00
ERMENEGILDO ZEGNA CORPORATION, 730 FIFTH AVENUE, NEW YORK, NY (https://www.google.com/maps/place/730%20FIFTH%20AVENUE,NEW%20YORK,NY)	Graph	2	\$81,000.00	\$80,000.00	\$80,000.00	\$82,000.00
Totals	Graph	3	\$116,500.00	\$82,000.00	\$80,000.00	\$187,500.00

Latitude: 40.762696 Longitude: -73.997037

Employer Name/Employer Address	Graph	Count	Mean Wage	Median Wage	Lowest Wage	Highest Wage
SANKY COMMUNICATIONS INC., 599 ELEVENTH AVENUE, NEW YORK, NY (https://www.google.com/maps/place/599%20ELEVENTH%20AVENUE,NEW%20YORK,NY)	Graph	1	\$51,106.00	\$51,106.00	\$51,106.00	\$51,106.00
MOTHER INDUSTRIES LLC, 595 11TH AVENUE, NEW YORK, NY (https://www.google.com/maps/place/595%2011TH%20AVENUE,NEW%20YORK,NY)	Graph	3	\$116,666.67	\$110,000.00	\$110,000.00	\$130,000.00
Totals	Graph	4	\$100,276.50	\$110,000.00	\$51,106.00	\$130,000.00

Employer Name/Worksite Address	Graph	Count	Mean Wage	Median Wage	Lowest Wage	Highest Wage
SANKY COMMUNICATIONS INC., 599 ELEVENTH AVENUE, NEW YORK, NY (https://www.google.com/maps/place/599%20ELEVENTH%20AVENUE,NEW%20YORK,NY)	Graph	1	\$51,106.00	\$51,106.00	\$51,106.00	\$51,106.00
MOTHER INDUSTRIES LLC, 595 11TH AVENUE, NEW YORK, NY (https://www.google.com/maps/place/595%2011TH%20AVENUE,NEW%20YORK,NY)	Graph	3	\$116,666.67	\$110,000.00	\$110,000.00	\$130,000.00
Totals	Graph	4	\$100,276.50	\$110,000.00	\$51,106.00	\$130,000.00

Latitude: 40.762706 Longitude: -73.978291

Employer Name/Employer Address	Graph	Count	Mean Wage	Median Wage	Lowest Wage	Highest Wage
ENCOURAGE CAPITAL LLC, 1350 AVENUE OF THE AMERICAS, NEW YORK, NY (https://www.google.com/maps/place/1350%20AVENUE%20OF%20THE%20AMERICAS,NEW%20YORK,NY)	Graph	1	\$95,160.00	\$95,160.00	\$95,160.00	\$95,160.00
IMPACT SOCIETY, 1350 AVENUE OF THE AMERICAS, SUITE 2900, NEW YORK, NY (https://www.google.com/maps/place/1350%20AVENUE%20OF%20THE%20AMERICAS,%20SUITE%202900,NEW%20YORK,NY)	Graph	1	\$67,000.00	\$67,000.00	\$67,000.00	\$67,000.00
MARQUIS BUSINESS AND TECHNOLOGY SOLUTIONS, LLC, 1350 AVENUE OF THE AMERICAS, NEW YORK, NY (https://www.google.com/maps/place/1350%20AVENUE%20OF%20THE%20AMERICAS,NEW%20YORK,NY)	Graph	1	\$96,900.00	\$96,900.00	\$96,900.00	\$96,900.00
CITYWIRE, LLC, 1350 AVENUE OF THE AMERICAS, NEW YORK, NY (https://www.google.com/maps/place/1350%20AVENUE%20OF%20THE%20AMERICAS,NEW%20YORK,NY)	Graph	2	\$41,250.00	\$40,000.00	\$40,000.00	\$40,000.00
SG ANALYTICS, 1350 AVENUE OF THE AMERICAS, 2ND FLOOR, NEW YORK, NY (https://www.google.com/maps/place/1350%20AVENUE%20OF%20THE%20AMERICAS,%202ND%20FLOOR,NEW%20YORK,NY)	Graph	2	\$75,000.00	\$75,000.00	\$75,000.00	\$75,000.00
Totals	Graph	7	\$70,222.86	\$75,000.00	\$40,000.00	\$96,900.00

Employer Name/Worksite Address	Graph	Count	Mean Wage	Median Wage	Lowest Wage	Highest Wage
IMPACT SOCIETY, 1350 AVENUE OF THE AMERICAS, SUITE 2900, NEW YORK, NY (https://www.google.com/maps/place/1350%20AVENUE%20OF%20THE%20AMERICAS,%20SUITE%202900,NEW%20YORK,NY)	Graph	1	\$67,000.00	\$67,000.00	\$67,000.00	\$67,000.00
CITYWIRE, LLC, 1350 AVENUE OF THE AMERICAS, NEW YORK CITY, NY (https://www.google.com/maps/place/1350%20AVENUE%20OF%20THE%20AMERICAS,NEW%20YORK%20CITY,NY)	Graph	2	\$41,250.00	\$40,000.00	\$40,000.00	\$40,000.00
SG ANALYTICS, 1350 AVENUE OF THE AMERICAS, 2ND FLOOR, NEW YORK, NY (https://www.google.com/maps/place/1350%20AVENUE%20OF%20THE%20AMERICAS,%202ND%20FLOOR,NEW%20YORK,NY)	Graph	2	\$75,000.00	\$75,000.00	\$75,000.00	\$75,000.00
KPMG LLP, 1350 AVENUE OF THE AMERICAS, NEW YORK, NY (https://www.google.com/maps/place/1350%20AVENUE%20OF%20THE%20AMERICAS,NEW%20YORK,NY)	Graph	50	\$109,191.14	\$105,000.00	\$67,000.00	\$109,191.14
Totals	Graph	55	\$104,710.13	\$105,000.00	\$40,000.00	\$109,191.14

Latitude: 40.762723 Longitude: -73.961762

Employer Name/Employer Address	Graph	Count	Mean Wage	Median Wage	Lowest Wage	Highest Wage
B & L MANAGEMENT CO LLC, 316 EAST 63RD STREET, NEW YORK, NY (https://www.google.com/maps/place/316%20EAST%2063RD%20STREET,NEW%20YORK,NY)	Graph	1	\$150,000.00	\$150,000.00	\$150,000.00	\$150,000.00
Totals	Graph	1	\$150,000.00	\$150,000.00	\$150,000.00	\$150,000.00

Employer Name/Worksite Address	Graph	Count	Mean Wage	Median Wage	Lowest Wage	Highest Wage
B & L MANAGEMENT CO LLC, 316 EAST 63RD STREET, NEW YORK, NY (https://www.google.com/maps/place/316%20EAST%2063RD%20STREET,NEW%20YORK,NY)	Graph	1	\$150,000.00	\$150,000.00	\$150,000.00	\$150,000.00
Totals	Graph	1	\$150,000.00	\$150,000.00	\$150,000.00	\$150,000.00

Latitude: 40.762737 Longitude: -73.904921

Employer Name/Employer Address	Graph	Count	Mean Wage	Median Wage	Lowest Wage	Highest Wage
QUALITY CONTROL LABORATORIES LLC, 25-26 50TH ST STE 102, WOODSIDE, NY (https://www.google.com/maps/place/25-26%2050TH%20ST%20STE%20102,WOODSIDE,NY)	Graph	31	\$44,752.61	\$44,158.00	\$42,266.00	\$52,499.00
Totals	Graph	31	\$44,752.61	\$44,158.00	\$42,266.00	\$52,499.00

Employer Name/Worksite Address	Graph	Count	Mean Wage	Median Wage	Lowest Wage	Highest Wage
QUALITY CONTROL LABORATORIES LLC, 25-26 50TH ST STE 102, WOODSIDE, NY (https://www.google.com/maps/place/25-26%2050TH%20ST%20STE%20102,WOODSIDE,NY)	Graph	31	\$44,752.61	\$44,158.00	\$42,266.00	\$52,499.00
Totals	Graph	31	\$44,752.61	\$44,158.00	\$42,266.00	\$52,499.00

Latitude: 40.76274 Longitude: -73.975354

Employer Name/Employer Address	Graph	Count	Mean Wage	Median Wage	Lowest Wage	Highest Wage
VIDA SHOES INTERNATIONAL, INC., 29 WEST 56TH STREET, NEW YORK, NY (https://www.google.com/maps/place/29%20WEST%2056TH%20STREET,NEW%20YORK,NY)	Graph	5	\$46,267.24	\$43,000.00	\$38,771.20	\$60,000.00
Totals	Graph	5	\$46,267.24	\$43,000.00	\$38,771.20	\$60,000.00

Employer Name/Worksite Address	Graph	Count	Mean Wage	Median Wage	Lowest Wage	Highest Wage
VIDA SHOES INTERNATIONAL, INC., 29 WEST 56TH ST., NEW YORK, NY (https://www.google.com/maps/place/29%20WEST%2056TH%20ST.,NEW%20YORK,NY)	Graph	1	\$43,000.00	\$43,000.00	\$43,000.00	\$43,000.00
VIDA SHOES INTERNATIONAL, INC., 29 WEST 56TH STREET, NEW YORK, NY (https://www.google.com/maps/place/29%20WEST%2056TH%20STREET,NEW%20YORK,NY)	Graph	4	\$47,084.05	\$42,890.00	\$38,771.20	\$60,000.00
Totals	Graph	5	\$46,267.24	\$43,000.00	\$38,771.20	\$60,000.00

Latitude: 40.76275 Longitude: -73.969585

Employer Name/Employer Address	Graph	Count	Mean Wage	Median Wage	Lowest Wage	Highest Wage
BGC PARTNERS, INC., 110 EAST 59TH STREET, NEW YORK, NY (https://www.google.com/maps/place/110%20EAST%2059TH%20STREET,NEW%20YORK,NY)	Graph	1	\$70,225.00	\$70,225.00	\$70,225.00	\$70,225.00
CANTOR FITZGERALD, LP, 110 EAST 59TH STREET, NEW YORK, NY (https://www.google.com/maps/place/110%20EAST%2059TH%20STREET,NEW%20YORK,NY)	Graph	19	\$117,250.00	\$110,000.00	\$65,000.00	\$400,000.00
Totals	Graph	20	\$114,898.75	\$90,500.00	\$65,000.00	\$400,000.00

Employer Name/Worksite Address	Graph	Count	Mean Wage	Median Wage	Lowest Wage
--------------------------------	-------	-------	-----------	-------------	-------------

Employer Name/Worksite Address	Graph	Count	Mean Wage	Median Wage	Lowest Wage
ELC MANAGEMENT LLC, 110 EAST 59TH STREET, 12TH FLOOR, NEW YORK, NY (https://www.google.com/maps/place/110%20EAST%2059TH%20STREET,%2012TH%20FLOOR,NEW%20YORK,NY)	Graph	1	\$74,400.00	\$74,400.00	\$74,400.00
ELC MANAGEMENT LLC, 110 E 59TH STREET, NEW YORK, NY (https://www.google.com/maps/place/110%20E%2059TH%20STREET,NEW%20YORK,NY)	Graph	2	\$152,975.00	\$120,950.00	\$120,950.00
INFOSYS LIMITED, 110 E 59TH ST, NEW YORK, NY (https://www.google.com/maps/place/110%20E%2059TH%20ST,NEW%20YORK,NY)	Graph	5	\$88,343.40	\$91,501.00	\$69,807.00
ELC MANAGEMENT LLC, 110 EAST 59TH STREET, NEW YORK, NY (https://www.google.com/maps/place/110%20EAST%2059TH%20STREET,NEW%20YORK,NY)	Graph	7	\$100,628.57	\$114,400.00	\$60,000.00
Totals	Graph	15	\$101,764.47	\$92,725.00	\$60,000.00

Latitude: 40.762772 Longitude: -73.983099

Employer Name/Worksite Address	Graph	Count	Mean Wage	Median Wage	Lowest Wage	Highest Wage
INTER-INSURANCE AGENCY SERVICES, LTD, 1674 BROADWAY, NEW YORK, NY (https://www.google.com/maps/place/1674%20BROADWAY,NEW%20YORK,NY)	Graph	1	\$45,000.00	\$45,000.00	\$45,000.00	\$45,000.00
Totals	Graph	1	\$45,000.00	\$45,000.00	\$45,000.00	\$45,000.00

Latitude: 40.762778 Longitude: -73.97335

Employer Name/Worksite Address	Graph	Count	Mean Wage	Median Wage	Lowest Wage	Highest Wage
SHAWMUT WOODWORKING & SUPPLY, INC., 15 E 57TH STREET, NEW YORK, NY (https://www.google.com/maps/place/15%20E%2057TH%20STREET,NEW%20YORK,NY)	Graph	1	\$120,000.00	\$120,000.00	\$120,000.00	\$120,000.00
Totals	Graph	1	\$120,000.00	\$120,000.00	\$120,000.00	\$120,000.00

Latitude: 40.762784 Longitude: -73.321809

Employer Name/Worksite Address	Graph	Count	Mean Wage	Median Wage	Lowest Wage	Highest Wage
CJM FISCAL MANAGEMENT, INC., CJM WEALTH MANAGEMENT,, DEER PARK, NY (https://www.google.com/maps/place/CJM%20WEALTH%20MANAGEMENT,,DEER%20PARK,NY)	Graph	1	\$52,124.80	\$52,124.80	\$52,124.80	\$52,124.80
WINDLOCH, LLC, 467 BROOK AVENUE, DEER PARK, NY (https://www.google.com/maps/place/467%20BROOK%20AVENUE,DEER%20PARK,NY)	Graph	1	\$46,000.00	\$46,000.00	\$46,000.00	\$46,000.00
SAMITI TECHNOLOGY INC., INFINITE TECHNOLOGY GROUP, DEER PARK, NY (https://www.google.com/maps/place/INFINITE%20TECHNOLOGY%20GROUP,DEER%20PARK,NY)	Graph	22	\$62,500.00	\$60,000.00	\$60,000.00	\$65,000.00
Totals	Graph	24	\$61,380.20	\$60,000.00	\$46,000.00	\$65,000.00

Latitude: 40.762793 Longitude: -73.724692

Employer Name/Worksite Address	Graph	Count	Mean Wage	Median Wage	Lowest Wage	Highest Wage
C & M QUALITY CONSULTANTS LLC, 5744 256TH STREET, LITTLE NECK, NY (https://www.google.com/maps/place/5744%20256TH%20STREET,LITTLE%20NECK,NY)	Graph	1	\$111,238.40	\$111,238.40	\$111,238.40	\$111,238.40
Totals	Graph	1	\$111,238.40	\$111,238.40	\$111,238.40	\$111,238.40

Employer Name/Worksite Address	Graph	Count	Mean Wage	Median Wage	Lowest Wage	Highest Wage
C & M QUALITY CONSULTANTS LLC, 5744 256TH STREET, LITTLE NECK, NY (https://www.google.com/maps/place/5744%20256TH%20STREET,LITTLE%20NECK,NY)	Graph	1	\$111,238.40	\$111,238.40	\$111,238.40	\$111,238.40
Totals	Graph	1	\$111,238.40	\$111,238.40	\$111,238.40	\$111,238.40

Latitude: 40.762812 Longitude: -73.971898

Employer Name/Employer Address	Graph	Count	Mean Wage	Median Wage	Lowest Wage	Highest Wage
JULIEN FAREL PRODUCTS INTERNATIONAL LLC, 605 MADISON AVE., 5TH FLOOR, MANHATTAN, NY (https://www.google.com/maps/place/605%20MADISON%20AVE.,%205TH%20FLOOR,MANHATTAN,NY)	Graph	1	\$76,124.88	\$76,124.88	\$76,124.88	\$76,124.88
JULIEN FAREL PRODUCTS INTERNATIONAL, 605 MADISON AVENUE, NEW YORK, NY (https://www.google.com/maps/place/605%20MADISON%20AVENUE,NEW%20YORK,NY)	Graph	1	\$76,107.20	\$76,107.20	\$76,107.20	\$76,107.20
Totals	Graph	2	\$76,116.04	\$76,107.20	\$76,107.20	\$76,124.88

Employer Name/Worksite Address	Graph	Count	Mean Wage	Median Wage	Lowest Wage	Highest Wage
JULIEN FAREL PRODUCTS INTERNATIONAL, 605 MADISON AVENUE, NEW YORK, NY (https://www.google.com/maps/place/605%20MADISON%20AVENUE,NEW%20YORK,NY)	Graph	2	\$76,116.04	\$76,107.20	\$76,107.20	\$76,124.88
Totals	Graph	2	\$76,116.04	\$76,107.20	\$76,107.20	\$76,124.88

Latitude: 40.762831 Longitude: -73.831971

Employer Name/Employer Address	Graph	Count	Mean Wage	Median Wage	Lowest Wage	Highest Wage
G.C. & ASSOCIATES CPAS, PLLC, 3901 MAIN STREET SUITE 501, FLUSHING, NY (https://www.google.com/maps/place/3901%20MAIN%20STREET%20SUITE%20501,FLUSHING,NY)	Graph	1	\$58,240.00	\$58,240.00	\$58,240.00	\$58,240.00
WU LAW GROUP PC, 3901 MAIN ST STE 501, FLUSHING, NY (https://www.google.com/maps/place/3901%20MAIN%20ST%20STE%20501,FLUSHING,NY)	Graph	1	\$45,843.20	\$45,843.20	\$45,843.20	\$45,843.20
LAW OFFICE OF PETER L QUAN PLLC, 3901 MAIN STREET, FLUSHING, NY (https://www.google.com/maps/place/3901%20MAIN%20STREET,FLUSHING,NY)	Graph	2	\$79,123.20	\$79,123.20	\$79,123.20	\$79,123.20
PRUDENT ACCOUNTING SERVICES, LLC, 3901 MAIN STREET, FLUSHING, NY (https://www.google.com/maps/place/3901%20MAIN%20STREET,FLUSHING,NY)	Graph	2	\$57,252.10	\$55,765.00	\$55,765.00	\$58,739.20
TRUSTWORTHY ACCOUNTING & TAX SERVICES, INC., 3901 MAIN ST STE 610, FLUSHING, NY (https://www.google.com/maps/place/3901%20MAIN%20ST%20STE%20610,FLUSHING,NY)	Graph	2	\$61,152.00	\$59,904.00	\$59,904.00	\$62,400.00
LAN & ASSOCIATES, P.C., 3901 MAIN ST, STE 507, FLUSHING, NY (https://www.google.com/maps/place/3901%20MAIN%20ST,%20STE%20507,FLUSHING,NY)	Graph	4	\$61,152.00	\$61,152.00	\$61,152.00	\$61,152.00
Totals	Graph	12	\$61,978.82	\$61,152.00	\$45,843.20	\$79,123.20

Employer Name/Worksite Address	Graph	Count	Mean Wage	Median Wage	Lowest Wage	Highest Wage
WU LAW GROUP PC, 3901 MAIN ST STE 501, FLUSHING, NY (https://www.google.com/maps/place/3901%20MAIN%20ST%20STE%20501,FLUSHING,NY)	Graph	1	\$45,843.20	\$45,843.20	\$45,843.20	\$45,843.20
TRUSTWORTHY ACCOUNTING & TAX SERVICES, INC., 3901 MAIN ST STE 610, FLUSHING, NY (https://www.google.com/maps/place/3901%20MAIN%20ST%20STE%20610,FLUSHING,NY)	Graph	2	\$61,152.00	\$59,904.00	\$59,904.00	\$62,400.00
LAN & ASSOCIATES, P.C., 3901 MAIN ST, STE 507, FLUSHING, NY (https://www.google.com/maps/place/3901%20MAIN%20ST,%20STE%20507,FLUSHING,NY)	Graph	4	\$61,152.00	\$61,152.00	\$61,152.00	\$61,152.00
LAW OFFICE OF PETER L QUAN PLLC, 3901 MAIN STREET, FLUSHING, NY (https://www.google.com/maps/place/3901%20MAIN%20STREET,FLUSHING,NY)	Graph	6	\$64,046.70	\$55,765.00	\$55,764.80	\$79,123.20
Totals	Graph	13	\$61,310.42	\$61,152.00	\$45,843.20	\$79,123.20

Latitude: 40.762856 Longitude: -73.825641

Employer Name/Employer Address	Graph	Count	Mean Wage	Median Wage	Lowest Wage	Highest Wage
96 FAVOR TASTE RESTAURANT INC., 13541 37TH STREET, FLUSHING, NY (https://www.google.com/maps/place/13541%2037TH%20STREET,FLUSHING,NY)	Graph	1	\$72,300.80	\$72,300.80	\$72,300.80	\$72,300.80
96 FAVOR TASTE RESTAURANT INC., 13541 37TH AVENUE, FLUSHING, NY (https://www.google.com/maps/place/13541%2037TH%20AVENUE,FLUSHING,NY)	Graph	2	\$72,300.80	\$72,300.80	\$72,300.80	\$72,300.80
Totals	Graph	3	\$72,300.80	\$72,300.80	\$72,300.80	\$72,300.80

Employer Name/Worksite Address	Graph	Count	Mean Wage	Median Wage	Lowest Wage	Highest Wage
--------------------------------	-------	-------	-----------	-------------	-------------	--------------

Employer Name/Worksite Address	Graph	Count	Mean Wage	Median Wage	Lowest Wage	Highest Wage
96 FAVOR TASTE RESTAURANT INC., 13541 37TH STREET, FLUSHING, NY (https://www.google.com/maps/place/13541%2037TH%20STREET,FLUSHING,NY)	Graph	1	\$72,300.80	\$72,300.80	\$72,300.80	\$72,300.80
96 FAVOR TASTE RESTAURANT INC., 13541 37TH AVENUE, FLUSHING, NY (https://www.google.com/maps/place/13541%2037TH%20AVENUE,FLUSHING,NY)	Graph	2	\$72,300.80	\$72,300.80	\$72,300.80	\$72,300.80
Totals	Graph	3	\$72,300.80	\$72,300.80	\$72,300.80	\$72,300.80

Latitude: 40.762859 Longitude: -73.969923

Employer Name/Employer Address	Graph	Count	Mean Wage	Median Wage	Lowest Wage	Highest Wage
WENDY EVANS JOSEPH ARCHITECT P.C, 500 PARK AVENUE, NEW YORK, NY (https://www.google.com/maps/place/500%20PARK%20AVENUE,NEW%20YORK,NY)	Graph	1	\$55,000.00	\$55,000.00	\$55,000.00	\$55,000.00
NOMAD MANAGEMENT LLC, 500 PARK AVENUE, NEW YORK, NY (https://www.google.com/maps/place/500%20PARK%20AVENUE,NEW%20YORK,NY)	Graph	2	\$140,000.00	\$140,000.00	\$140,000.00	\$140,000.00
Totals	Graph	3	\$111,666.67	\$140,000.00	\$55,000.00	\$140,000.00

Employer Name/Worksite Address	Graph	Count	Mean Wage	Median Wage	Lowest Wage	Highest Wage
MAGNETAR CAPITAL LLC, 500 PARK AVENUE, NEW YORK, NY (https://www.google.com/maps/place/500%20PARK%20AVENUE,NEW%20YORK,NY)	Graph	2	\$125,251.00	\$115,502.00	\$115,502.00	\$135,000.00
VERIDIC SOLUTIONS, LLC, 500 PARK AVENUE #8, NEW YORK, NY (https://www.google.com/maps/place/500%20PARK%20AVENUE%20#8,NEW%20YORK,NY)	Graph	2	\$80,000.00	\$80,000.00	\$80,000.00	\$80,000.00
Totals	Graph	4	\$102,625.50	\$80,000.00	\$80,000.00	\$135,000.00

Latitude: 40.762878 Longitude: -73.975684

Employer Name/Employer Address	Graph	Count	Mean Wage	Median Wage	Lowest Wage	Highest Wage
HONG KONG AUCTIONS INTERNATIONAL (NY) INC., 39 WEST 56TH STREET, NEW YORK, NY (https://www.google.com/maps/place/39%20WEST%2056TH%20STREET,NEW%20YORK,NY)	Graph	1	\$62,400.00	\$62,400.00	\$62,400.00	\$62,400.00
Totals	Graph	1	\$62,400.00	\$62,400.00	\$62,400.00	\$62,400.00

Employer Name/Worksite Address	Graph	Count	Mean Wage	Median Wage	Lowest Wage	Highest Wage
HONG KONG AUCTIONS INTERNATIONAL (NY) INC., 39 WEST 56TH STREET, NEW YORK, NY (https://www.google.com/maps/place/39%20WEST%2056TH%20STREET,NEW%20YORK,NY)	Graph	1	\$62,400.00	\$62,400.00	\$62,400.00	\$62,400.00
Totals	Graph	1	\$62,400.00	\$62,400.00	\$62,400.00	\$62,400.00

Latitude: 40.762926 Longitude: -73.973701

Employer Name/Employer Address	Graph	Count	Mean Wage	Median Wage	Lowest Wage	Highest Wage
LOUIS VUITTON NORTH AMERICA, INC., 1 EAST 57TH STREET, NEW YORK, NY (https://www.google.com/maps/place/1%20EAST%2057TH%20STREET,NEW%20YORK,NY)	Graph	1	\$90,000.00	\$90,000.00	\$90,000.00	\$90,000.00
Totals	Graph	1	\$90,000.00	\$90,000.00	\$90,000.00	\$90,000.00

Employer Name/Worksite Address	Graph	Count	Mean Wage	Median Wage	Lowest Wage	Highest Wage
LOUIS VUITTON NORTH AMERICA, INC., 1 EAST 57TH STREET, NEW YORK, NY (https://www.google.com/maps/place/1%20EAST%2057TH%20STREET,NEW%20YORK,NY)	Graph	1	\$90,000.00	\$90,000.00	\$90,000.00	\$90,000.00
Totals	Graph	1	\$90,000.00	\$90,000.00	\$90,000.00	\$90,000.00

Latitude: 40.762926 Longitude: -73.586781

Employer Name/Employer Address	Graph	Count	Mean Wage	Median Wage	Lowest Wage	Highest Wage
TEL/LOGIC INC., 400 POST AVENUE, SUITE 410, WESTBURY, NY (https://www.google.com/maps/place/400%20POST%20AVENUE,%20SUITE%20410,WESTBURY,NY)	Graph	1	\$37,461.00	\$37,461.00	\$37,461.00	\$37,461.00
Totals	Graph	1	\$37,461.00	\$37,461.00	\$37,461.00	\$37,461.00

Employer Name/Worksite Address	Graph	Count	Mean Wage	Median Wage	Lowest Wage	Highest Wage
TEL/LOGIC INC., 400 POST AVENUE, SUITE 410, WESTBURY, NY (https://www.google.com/maps/place/400%20POST%20AVENUE,%20SUITE%20410,WESTBURY,NY)	Graph	1	\$37,461.00	\$37,461.00	\$37,461.00	\$37,461.00
Totals	Graph	1	\$37,461.00	\$37,461.00	\$37,461.00	\$37,461.00

Latitude: 40.76296 Longitude: -73.983139

Employer Name/Employer Address	Graph	Count	Mean Wage	Median Wage	Lowest Wage	Highest Wage
PUBLICIS INC., 1675 BROADWAY, NEW YORK, NY (https://www.google.com/maps/place/1675%20BROADWAY,NEW%20YORK,NY)	Graph	1	\$85,000.00	\$85,000.00	\$85,000.00	\$85,000.00
BANKRATE INC., 1675 BROADWAY, NEW YORK, NY (https://www.google.com/maps/place/1675%20BROADWAY,NEW%20YORK,NY)	Graph	2	\$97,500.00	\$95,000.00	\$95,000.00	\$100,000.00
PUBLICIS, INC., 1675 BROADWAY, NEW YORK, NY (https://www.google.com/maps/place/1675%20BROADWAY,NEW%20YORK,NY)	Graph	2	\$137,500.00	\$110,000.00	\$110,000.00	\$165,000.00
PUBLICIS INC, 1675 BROADWAY, NEW YORK, NY (https://www.google.com/maps/place/1675%20BROADWAY,NEW%20YORK,NY)	Graph	13	\$94,346.15	\$85,000.00	\$70,000.00	\$180,000.00
Totals	Graph	18	\$98,972.22	\$88,000.00	\$70,000.00	\$180,000.00

Employer Name/Worksite Address	Graph	Count	Mean Wage	Median Wage	Lowest Wage	Highest Wage
STARCOM WORLDWIDE, INC., 1675 BROADWAY, NEW YORK, NY (https://www.google.com/maps/place/1675%20BROADWAY,NEW%20YORK,NY)	Graph	30	\$100,160.00	\$88,000.00	\$48,000.00	\$220,000.00
Totals	Graph	30	\$100,160.00	\$88,000.00	\$48,000.00	\$220,000.00

Latitude: 40.762965 Longitude: -73.832052

Employer Name/Employer Address	Graph	Count	Mean Wage	Median Wage	Lowest Wage	Highest Wage
AURI INTERNATIONAL CONSULTING ENTERPRISE, 3636 MAIN STREET, FLUSHING, NY (https://www.google.com/maps/place/3636%20MAIN%20STREET,FLUSHING,NY)	Graph	1	\$66,000.00	\$66,000.00	\$66,000.00	\$66,000.00
CUCC BUSINESS REGIONAL CENTER INC, 3636 MAIN STREET, FLUSHING, NY (https://www.google.com/maps/place/3636%20MAIN%20STREET,FLUSHING,NY)	Graph	1	\$66,000.00	\$66,000.00	\$66,000.00	\$66,000.00
Totals	Graph	2	\$66,000.00	\$66,000.00	\$66,000.00	\$66,000.00

Employer Name/Worksite Address	Graph	Count	Mean Wage	Median Wage	Lowest Wage	Highest Wage
CUCC BUSINESS REGIONAL CENTER INC, 3636 MAIN STREET, FLUSHING, NY (https://www.google.com/maps/place/3636%20MAIN%20STREET,FLUSHING,NY)	Graph	2	\$66,000.00	\$66,000.00	\$66,000.00	\$66,000.00
Totals	Graph	2	\$66,000.00	\$66,000.00	\$66,000.00	\$66,000.00

Latitude: 40.762967 Longitude: -73.985941

Employer Name/Worksite Address	Graph	Count	Mean Wage	Median Wage	Lowest Wage	Highest Wage
TE CONNECTIVITY CORPORATION, 306 W 51 STREET, APT 2E, NEW YORK, NY (https://www.google.com/maps/place/306%20W%2051%20STREET,%20APT%202E,NEW%20YORK,NY)	Graph	1	\$120,000.00	\$120,000.00	\$120,000.00	\$120,000.00
Totals	Graph	1	\$120,000.00	\$120,000.00	\$120,000.00	\$120,000.00

Latitude: 40.76297 Longitude: -73.969678

Employer Name/Employer Address	Graph	Count	Mean Wage	Median Wage	Lowest Wage	Highest Wage
CORNELL CAPITAL LLC, 499 PARK AVENUE, NEW YORK, NY (https://www.google.com/maps/place/499%20PARK%20AVENUE,NEW%20YORK,NY)	Graph	1	\$124,592.00	\$124,592.00	\$124,592.00	\$124,592.00
MOON CAPITAL MANAGMENT LP, 499 PARK AVENUE, NEW YORK, NY (https://www.google.com/maps/place/499%20PARK%20AVENUE,NEW%20YORK,NY)	Graph	1	\$85,000.00	\$85,000.00	\$85,000.00	\$85,000.00
ADVOCATE CAPITAL MANAGEMENT LLC, 499 PARK AVENUE, 10TH FLOOR, NEW YORK, NY (https://www.google.com/maps/place/499%20PARK%20AVENUE,%2010TH%20FLOOR,NEW%20YORK,NY)	Graph	2	\$115,000.00	\$110,000.00	\$110,000.00	\$120,000.00
MOON CAPITAL MANAGEMENT LP, 499 PARK AVENUE 8TH FLOOR, NEW YORK, NY (https://www.google.com/maps/place/499%20PARK%20AVENUE%208TH%20FLOOR,NEW%20YORK,NY)	Graph	4	\$79,000.00	\$75,000.00	\$66,000.00	\$90,000.00
Totals	Graph	8	\$94,449.00	\$85,000.00	\$66,000.00	\$124,592.00

Employer Name/Worksite Address	Graph	Count	Mean Wage	Median Wage	Lowest Wage	Highest Wage
ADVOCATE CAPITAL MANAGEMENT LLC, 499 PARK AVENUE, 10TH FLOOR, NEW YORK, NY (https://www.google.com/maps/place/499%20PARK%20AVENUE,%2010TH%20FLOOR,NEW%20YORK,NY)	Graph	2	\$115,000.00	\$110,000.00	\$110,000.00	\$120,000.00
MOON CAPITAL MANAGMENT LP, 499 PARK AVENUE, NEW YORK, NY (https://www.google.com/maps/place/499%20PARK%20AVENUE,NEW%20YORK,NY)	Graph	5	\$101,918.40	\$100,000.00	\$85,000.00	\$124,592.00
Totals	Graph	7	\$105,656.00	\$100,000.00	\$85,000.00	\$124,592.00

Latitude: 40.763068 Longitude: -73.981739

Employer Name/Employer Address	Graph	Count	Mean Wage	Median Wage	Lowest Wage	Highest Wage
GROUPM WORLDWIDE LLC - MEC, 825 SEVENTH AVENUE, NEW YORK, NY (https://www.google.com/maps/place/825%20SEVENTH%20AVENUE,NEW%20YORK,NY)	Graph	1	\$70,000.00	\$70,000.00	\$70,000.00	\$70,000.00
GROUPM WORLDWIDE, LLC - MEC, 825 SEVENTH AVENUE, NEW YORK, NY (https://www.google.com/maps/place/825%20SEVENTH%20AVENUE,NEW%20YORK,NY)	Graph	1	\$108,000.00	\$108,000.00	\$108,000.00	\$108,000.00
MEC, 825 7TH AVENUE, NEW YORK, NY (https://www.google.com/maps/place/825%207TH%20AVENUE,NEW%20YORK,NY)	Graph	2	\$90,000.00	\$50,000.00	\$50,000.00	\$130,000.00
Totals	Graph	4	\$89,500.00	\$70,000.00	\$50,000.00	\$130,000.00

Employer Name/Worksite Address	Graph	Count	Mean Wage	Median Wage	Lowest Wage	Highest Wage
GROUPM WORLDWIDE LLC - MEC, 825 SEVENTH AVENUE, NEW YORK, NY (https://www.google.com/maps/place/825%20SEVENTH%20AVENUE,NEW%20YORK,NY)	Graph	1	\$70,000.00	\$70,000.00	\$70,000.00	\$70,000.00
GROUPM WORLDWIDE LLC, 825 7TH AVE, NEW YORK, NY (https://www.google.com/maps/place/825%207TH%20AVE,NEW%20YORK,NY)	Graph	1	\$85,000.00	\$85,000.00	\$85,000.00	\$85,000.00
MEC, 825 7TH AVENUE, NEW YORK, NY (https://www.google.com/maps/place/825%207TH%20AVENUE,NEW%20YORK,NY)	Graph	2	\$79,000.00	\$50,000.00	\$50,000.00	\$108,000.00
Totals	Graph	4	\$78,250.00	\$70,000.00	\$50,000.00	\$108,000.00

Latitude: 40.763077 Longitude: -73.976501

Employer Name/Employer Address	Graph	Count	Mean Wage	Median Wage	Lowest Wage	Highest Wage
BEYOND SUSHI NYC INC, 62 WEST 56TH STREET, NEW YORK, NY (https://www.google.com/maps/place/62%20WEST%2056TH%20STREET,NEW%20YORK,NY)	Graph	1	\$101,233.60	\$101,233.60	\$101,233.60	\$101,233.60
Totals	Graph	1	\$101,233.60	\$101,233.60	\$101,233.60	\$101,233.60

Employer Name/Worksite Address	Graph	Count	Mean Wage	Median Wage	Lowest Wage	Highest Wage
BEYOND SUSHI NYC INC, 62 WEST 56TH STREET, NEW YORK, NY (https://www.google.com/maps/place/62%20WEST%2056TH%20STREET,NEW%20YORK,NY)	Graph	1	\$101,233.60	\$101,233.60	\$101,233.60	\$101,233.60

Employer Name/Worksite Address	Graph	Count	Mean Wage	Median Wage	Lowest Wage	Highest Wage
Totals	Graph	1	\$101,233.60	\$101,233.60	\$101,233.60	\$101,233.60

Latitude: 40.763079 Longitude: -73.962265

Employer Name/Worksite Address	Graph	Count	Mean Wage	Median Wage	Lowest Wage	Highest Wage
MEMORIAL SLOAN-KETTERING CANCER CENTER, 307 EAST 63RD STREET, NEW YORK, NY (https://www.google.com/maps/place/307%20EAST%2063RD%20STREET,NEW%20YORK,NY)	Graph	2	\$86,000.00	\$86,000.00	\$86,000.00	\$86,000.00
Totals	Graph	2	\$86,000.00	\$86,000.00	\$86,000.00	\$86,000.00

Latitude: 40.763086 Longitude: -73.969593

Employer Name/Employer Address	Graph	Count	Mean Wage	Median Wage	Lowest Wage	Highest Wage
HEALTHPOINTCAPITAL, LLC, 505 PARK AVENUE, NEW YORK, NY (https://www.google.com/maps/place/505%20PARK%20AVENUE,NEW%20YORK,NY)	Graph	1	\$80,000.00	\$80,000.00	\$80,000.00	\$80,000.00
INVESTHOSPITALITY LLC, 505 PARK AVENUE, NEW YORK, NY (https://www.google.com/maps/place/505%20PARK%20AVENUE,NEW%20YORK,NY)	Graph	1	\$75,000.00	\$75,000.00	\$75,000.00	\$75,000.00
LONE PEAK PARTNERS MANAGEMENT LP, 505 PARK AVENUE, 18TH FLOOR, NEW YORK, NY (https://www.google.com/maps/place/505%20PARK%20AVENUE,%2018TH%20FLOOR,NEW%20YORK,NY)	Graph	1	\$66,000.00	\$66,000.00	\$66,000.00	\$66,000.00
MUSCULOSKELETAL CLINICAL REGULATORY ADVISORS, LLC, 505 PARK AVENUE, 14TH FLOOR, NEW YORK, NY (https://www.google.com/maps/place/505%20PARK%20AVENUE,%2014TH%20FLOOR,NEW%20YORK,NY)	Graph	1	\$55,765.00	\$55,765.00	\$55,765.00	\$55,765.00
Totals	Graph	4	\$69,191.25	\$66,000.00	\$55,765.00	\$80,000.00

Employer Name/Worksite Address	Graph	Count	Mean Wage	Median Wage	Lowest Wage	Highest Wage
MUSCULOSKELETAL CLINICAL REGULATORY ADVISORS, LLC, 505 PARK AVENUE, 14TH FLOOR, NEW YORK, NY (https://www.google.com/maps/place/505%20PARK%20AVENUE,%2014TH%20FLOOR,NEW%20YORK,NY)	Graph	1	\$55,765.00	\$55,765.00	\$55,765.00	\$55,765.00
OAKLAND MANAGEMENT CORPORATION, 505 PARK AVENUE, NEW YORK, NY (https://www.google.com/maps/place/505%20PARK%20AVENUE,NEW%20YORK,NY)	Graph	3	\$101,666.67	\$100,000.00	\$80,000.00	\$125,000.00
Totals	Graph	4	\$90,191.25	\$80,000.00	\$55,765.00	\$125,000.00

Latitude: 40.763099 Longitude: -73.967629

Employer Name/Employer Address	Graph	Count	Mean Wage	Median Wage	Lowest Wage	Highest Wage
CHAPMAN CONSULTING PAYROLL LLC, 770 LEXINGTON AVENUE, NEW YORK, NY (https://www.google.com/maps/place/770%20LEXINGTON%20AVENUE,NEW%20YORK,NY)	Graph	1	\$75,000.00	\$75,000.00	\$75,000.00	\$75,000.00
Totals	Graph	1	\$75,000.00	\$75,000.00	\$75,000.00	\$75,000.00

Employer Name/Worksite Address	Graph	Count	Mean Wage	Median Wage	Lowest Wage	Highest Wage
CHAPMAN CONSULTING PAYROLL LLC, 770 LEXINGTON AVENUE, NEW YORK, NY (https://www.google.com/maps/place/770%20LEXINGTON%20AVENUE,NEW%20YORK,NY)	Graph	1	\$75,000.00	\$75,000.00	\$75,000.00	\$75,000.00
ICAHN SCHOOL OF MEDICINE AT MOUNT SINAI, 770 LEXINGTON AVE., NEW YORK, NY (https://www.google.com/maps/place/770%20LEXINGTON%20AVE.,NEW%20YORK,NY)	Graph	1	\$121,469.00	\$121,469.00	\$121,469.00	\$121,469.00
Totals	Graph	2	\$98,234.50	\$75,000.00	\$75,000.00	\$121,469.00

Latitude: 40.763116 Longitude: -73.973736

Employer Name/Worksite Address	Graph	Count	Mean Wage	Median Wage	Lowest Wage	Highest Wage
--------------------------------	-------	-------	-----------	-------------	-------------	--------------

Employer Name/Worksite Address	Graph	Count	Mean Wage	Median Wage	Lowest Wage	Highest Wage
LRN CORPORATION, 629 WEST 135TH STREET, APT. 42, NEW YORK, NY (https://www.google.com/maps/place/629%20WEST%20135TH%20STREET,%20APT.%2042,NEW%20YORK,NY)	Graph	2	\$71,600.00	\$60,000.00	\$60,000.00	\$83,200.00
Totals	Graph	2	\$71,600.00	\$60,000.00	\$60,000.00	\$83,200.00

Latitude: 40.763136 Longitude: -73.973764

Employer Name/Employer Address	Graph	Count	Mean Wage	Median Wage	Lowest Wage	Highest Wage
SAGEWOOD EQUITY LLC, 745 5TH AVE STE 500, NEW YORK, NY (https://www.google.com/maps/place/745%205TH%20AVE%20STE%20500,NEW%20YORK,NY)	Graph	1	\$79,123.20	\$79,123.20	\$79,123.20	\$79,123.20
SHVO CONCEPTS LLC, 745 FIFTH AVENUE, 18TH FLOOR, NEW YORK, NY (https://www.google.com/maps/place/745%20FIFTH%20AVENUE,%2018TH%20FLOOR,NEW%20YORK,NY)	Graph	1	\$65,000.00	\$65,000.00	\$65,000.00	\$65,000.00
LRN CORPORATION, 745 FIFTH AVENUE, 8TH FLOOR, NEW YORK, NY (https://www.google.com/maps/place/745%20FIFTH%20AVENUE,%208TH%20FLOOR,NEW%20YORK,NY)	Graph	3	\$71,733.33	\$72,000.00	\$60,000.00	\$83,200.00
Totals	Graph	5	\$71,864.64	\$72,000.00	\$60,000.00	\$83,200.00

Employer Name/Worksite Address	Graph	Count	Mean Wage	Median Wage	Lowest Wage	Highest Wage
LRN CORPORATION, 745 5TH AVE. 8TH FLOOR, NEW YORK, NY (https://www.google.com/maps/place/745%205TH%20AVE.%208TH%20FLOOR,NEW%20YORK,NY)	Graph	1	\$72,000.00	\$72,000.00	\$72,000.00	\$72,000.00
NUAGE INVESTMENT REALTY, LLC, 745 FIFTH AVE., NEW YORK, NY (https://www.google.com/maps/place/745%20FIFTH%20AVE.,NEW%20YORK,NY)	Graph	1	\$65,748.80	\$65,748.80	\$65,748.80	\$65,748.80
SAGEWOOD EQUITY LLC, 745 5TH AVE STE 500, NEW YORK, NY (https://www.google.com/maps/place/745%205TH%20AVE%20STE%20500,NEW%20YORK,NY)	Graph	1	\$79,123.20	\$79,123.20	\$79,123.20	\$79,123.20
SHVO CONCEPTS LLC, 745 FIFTH AVENUE, 18TH FLOOR, NEW YORK, NY (https://www.google.com/maps/place/745%20FIFTH%20AVENUE,%2018TH%20FLOOR,NEW%20YORK,NY)	Graph	1	\$65,000.00	\$65,000.00	\$65,000.00	\$65,000.00
ANT YAPI NEW YORK LLC, 745 5TH AVE, NEW YORK, NY (https://www.google.com/maps/place/745%205TH%20AVE,NEW%20YORK,NY)	Graph	2	\$170,000.00	\$120,000.00	\$120,000.00	\$220,000.00
Totals	Graph	6	\$103,645.33	\$72,000.00	\$65,000.00	\$220,000.00

Latitude: 40.763169 Longitude: -73.315265

Employer Name/Worksite Address	Graph	Count	Mean Wage	Median Wage	Lowest Wage	Highest Wage
CHARLES ROSS & SON COMPANY, 225 MARCUS BLVD, DEER PARK, NY (https://www.google.com/maps/place/225%20MARCUS%20BLVD,DEER%20PARK,NY)	Graph	1	\$85,000.00	\$85,000.00	\$85,000.00	\$85,000.00
Totals	Graph	1	\$85,000.00	\$85,000.00	\$85,000.00	\$85,000.00

Latitude: 40.763228 Longitude: -73.985501

Employer Name/Worksite Address	Graph	Count	Mean Wage	Median Wage	Lowest Wage	Highest Wage
HIGHGATE HOTELS LP, 851 8TH AVENUE, NEW YORK, NY (https://www.google.com/maps/place/851%208TH%20AVENUE,NEW%20YORK,NY)	Graph	1	\$75,000.00	\$75,000.00	\$75,000.00	\$75,000.00
Totals	Graph	1	\$75,000.00	\$75,000.00	\$75,000.00	\$75,000.00

Latitude: 40.763231 Longitude: -73.974427

Employer Name/Employer Address	Graph	Count	Mean Wage	Median Wage	Lowest Wage	Highest Wage
ALPHA PARTNERS LLC, 3 WEST 57TH STREET, NEW YORK, NY (https://www.google.com/maps/place/3%20WEST%2057TH%20STREET,NEW%20YORK,NY)	Graph	1	\$75,000.00	\$75,000.00	\$75,000.00	\$75,000.00
APOLLO GLOBAL MANAGEMENT LLC, 9 WEST 57TH STREET, NEW YORK, NY (https://www.google.com/maps/place/9%20WEST%2057TH%20STREET,NEW%20YORK,NY)	Graph	1	\$125,000.00	\$125,000.00	\$125,000.00	\$125,000.00

Employer Name/Employer Address	Graph	Count	Mean Wage	Median Wage	Lowest Wage	Highest Wage
APOLLO MANAGEMENT HOLDINGS, L.P., 9 WEST 57TH STREET, NEW YORK, NY (https://www.google.com/maps/place/9%20WEST%2057TH%20STREET,NEW%20YORK,NY)	Graph	1	\$150,000.00	\$150,000.00	\$150,000.00	\$150,000.00
APOLLO MANAGEMENT, LP, 9 WEST 57TH STREET, NEW YORK, NY (https://www.google.com/maps/place/9%20WEST%2057TH%20STREET,NEW%20YORK,NY)	Graph	1	\$140,000.00	\$140,000.00	\$140,000.00	\$140,000.00
BENEFIT STREET PARTNERS LLC, 9 WEST 57TH STREET, NEW YORK, NY (https://www.google.com/maps/place/9%20WEST%2057TH%20STREET,NEW%20YORK,NY)	Graph	1	\$125,000.00	\$125,000.00	\$125,000.00	\$125,000.00
NAHLA CAPITAL, LLC, 3 WEST 57TH STREET, NEW YORK, NY (https://www.google.com/maps/place/3%20WEST%2057TH%20STREET,NEW%20YORK,NY)	Graph	1	\$95,160.00	\$95,160.00	\$95,160.00	\$95,160.00
RUANE, CUNNIFF & GOLDFARB, INC., 9 WEST 57TH STREET, NEW YORK, NY (https://www.google.com/maps/place/9%20WEST%2057TH%20STREET,NEW%20YORK,NY)	Graph	1	\$104,021.00	\$104,021.00	\$104,021.00	\$104,021.00
SEVEN BRIDGES ADVISORS LLC, 9 WEST 57TH STREET, 29TH FLOOR, NEW YORK, NY (https://www.google.com/maps/place/9%20WEST%2057TH%20STREET,%2029TH%20FLOOR,NEW%20YORK,NY)	Graph	1	\$125,000.00	\$125,000.00	\$125,000.00	\$125,000.00
THE CHANEL COMPANY LIMITED, 9 WEST 57TH STREET, NEW YORK, NY (https://www.google.com/maps/place/9%20WEST%2057TH%20STREET,NEW%20YORK,NY)	Graph	1	\$124,800.00	\$124,800.00	\$124,800.00	\$124,800.00
TIGER GLOBAL MANAGEMENT, LLC, 9 WEST 57TH STREET, NEW YORK, NY (https://www.google.com/maps/place/9%20WEST%2057TH%20STREET,NEW%20YORK,NY)	Graph	1	\$750,000.00	\$750,000.00	\$750,000.00	\$750,000.00
TMG PARTNERS II, LP, 3 WEST 57TH STREET, NEW YORK, NY (https://www.google.com/maps/place/3%20WEST%2057TH%20STREET,NEW%20YORK,NY)	Graph	1	\$75,000.00	\$75,000.00	\$75,000.00	\$75,000.00
BENEFIT STREET PARTNERS, LLC, 9 WEST 57TH STREET, NEW YORK, NY (https://www.google.com/maps/place/9%20WEST%2057TH%20STREET,NEW%20YORK,NY)	Graph	3	\$111,666.67	\$100,000.00	\$85,000.00	\$111,666.67
CHANEL INC., 9 WEST 57TH STREET, NEW YORK, NY (https://www.google.com/maps/place/9%20WEST%2057TH%20STREET,NEW%20YORK,NY)	Graph	3	\$75,700.00	\$72,100.00	\$65,000.00	\$75,700.00
OZ MANAGEMENT LP, 9 WEST 57TH STREET, NEW YORK, NY (https://www.google.com/maps/place/9%20WEST%2057TH%20STREET,NEW%20YORK,NY)	Graph	3	\$123,333.33	\$125,000.00	\$95,000.00	\$123,333.33
COATUE MANAGEMENT LLC, 9 WEST 57TH STREET, NEW YORK, NY (https://www.google.com/maps/place/9%20WEST%2057TH%20STREET,NEW%20YORK,NY)	Graph	6	\$158,333.33	\$150,000.00	\$125,000.00	\$158,333.33
Totals	Graph	26	\$145,041.58	\$125,000.00	\$65,000.00	\$750,000.00

Employer Name/Worksite Address	Graph	Count	Mean Wage	Median Wage	Lowest Wage	Highest Wage
DIVERSANT LLC, 9 W 57TH ST. #43, NEW YORK, NY (https://www.google.com/maps/place/9%20W%2057TH%20ST.%20#43,NEW%20YORK,NY)	Graph	1	\$93,600.00	\$93,600.00	\$93,600.00	\$93,600.00
BLUECREST CAPITAL MANAGEMENT (NEW YORK) LP, 12TH FLOOR, NEW YORK, NY (https://www.google.com/maps/place/12TH%20FLOOR,NEW%20YORK,NY)	Graph	2	\$167,500.00	\$135,000.00	\$135,000.00	\$200,000.00
NAHLA CAPITAL, LLC, 3 WEST 57TH STREET, NEW YORK, NY (https://www.google.com/maps/place/3%20WEST%2057TH%20STREET,NEW%20YORK,NY)	Graph	3	\$81,720.00	\$75,000.00	\$75,000.00	\$95,160.00
BENEFIT STREET PARTNERS LLC, 9 WEST 57TH STREET, NEW YORK, NY (https://www.google.com/maps/place/9%20WEST%2057TH%20STREET,NEW%20YORK,NY)	Graph	29	\$152,917.62	\$125,000.00	\$60,000.00	\$750,000.00
Totals	Graph	35	\$145,953.46	\$125,000.00	\$60,000.00	\$750,000.00

Latitude: 40.763309 Longitude: -73.979788

Employer Name/Employer Address	Graph	Count	Mean Wage	Median Wage	Lowest Wage	Highest Wage
AMERICHIINA LLC, 1345 AVE OF AMERICAS, NEW YORK, NY (https://www.google.com/maps/place/1345%20AVE%20OF%20AMERICAS,NEW%20YORK,NY)	Graph	1	\$72,800.00	\$72,800.00	\$72,800.00	\$72,800.00
AMERICHIINA LLC, 1345 AVENUE OF AMERICAS, NEW YORK, NY (https://www.google.com/maps/place/1345%20AVENUE%20OF%20AMERICAS,NEW%20YORK,NY)	Graph	1	\$72,800.00	\$72,800.00	\$72,800.00	\$72,800.00
ION TRADING, INC., 1345 AVENUE OF AMERICAS, NEW YORK, NY (https://www.google.com/maps/place/1345%20AVENUE%20OF%20AMERICAS,NEW%20YORK,NY)	Graph	1	\$150,000.00	\$150,000.00	\$150,000.00	\$150,000.00
Totals	Graph	3	\$98,533.33	\$72,800.00	\$72,800.00	\$150,000.00

Employer Name/Worksite Address	Graph	Count	Mean Wage	Median Wage	Lowest Wage	Highest Wage
--------------------------------	-------	-------	-----------	-------------	-------------	--------------

Employer Name/Worksite Address	Graph	Count	Mean Wage	Median Wage	Lowest Wage	Highest Wage
AMERICHINA LLC, 1345 AVENUE OF THE AMERICAS, NEW YORK, NY (https://www.google.com/maps/place/1345%20AVENUE%20OF%20THE%20%20AMERICAS,NEW%20YORK,NY)	Graph	1	\$72,800.00	\$72,800.00	\$72,800.00	\$72,800.00
DRAFTPOINT INC., FORTRESS INVESTMENT GROUP, LLC, NEW YORK, NY (https://www.google.com/maps/place/FORTRESS%20INVESTMENT%20GROUP,%20LLC,NEW%20YORK,NY)	Graph	1	\$180,000.00	\$180,000.00	\$180,000.00	\$180,000.00
RINGO CAPITAL INC., RINGO CAPITAL INC., NEW YORK, NY (https://www.google.com/maps/place/RINGO%20CAPITAL%20INC.,NEW%20YORK,NY)	Graph	1	\$60,320.00	\$60,320.00	\$60,320.00	\$60,320.00
AMERICHINA LLC, 1345 AVE OF AMERICAS, NEW YORK, NY (https://www.google.com/maps/place/1345%20AVE%20OF%20AMERICAS,NEW%20YORK,NY)	Graph	2	\$59,737.50	\$46,675.00	\$46,675.00	\$72,800.00
GENERAL MOTORS COMPANY, 1345 AVENUE OF AMERICAS, NEW YORK CITY, NY (https://www.google.com/maps/place/1345%20AVENUE%20OF%20AMERICAS,NEW%20YORK%20CITY,NY)	Graph	2	\$109,081.00	\$101,282.00	\$101,282.00	\$110,000.00
HEXWARE TECHNOLOGIES, INC., ALLIANCEBERNSTEIN L.P., NEW YORK, NY (https://www.google.com/maps/place/ALLIANCEBERNSTEIN%20L.P.,NEW%20YORK,NY)	Graph	2	\$92,800.00	\$92,800.00	\$92,800.00	\$92,800.00
FIRST EAGLE INVESTMENT MANAGEMENT, LLC, 1345 AVENUE OF THE AMERICAS, NEW YORK, NY (https://www.google.com/maps/place/1345%20AVENUE%20OF%20THE%20AMERICAS,NEW%20YORK,NY)	Graph	5	\$345,000.00	\$200,000.00	\$150,000.00	\$1,000,000.00
LORHAN CORPORATION INC, 1345 AVENUE OF AMERICAS, NEW YORK, NY (https://www.google.com/maps/place/1345%20AVENUE%20OF%20AMERICAS,NEW%20YORK,NY)	Graph	109	\$78,595.73	\$80,000.00	\$60,000.00	\$130,000.00
Totals	Graph	123	\$90,473.92	\$80,000.00	\$46,675.00	\$1,000,000.00

Latitude: 40.763318 Longitude: -73.828034

Employer Name/Employer Address	Graph	Count	Mean Wage	Median Wage	Lowest Wage	Highest Wage
37-17 UNION PHARMACY CORP, 36-32 UNION STREET, FLUSHING, NY (https://www.google.com/maps/place/36-32%20UNION%20STREET,FLUSHING,NY)	Graph	1	\$84,760.00	\$84,760.00	\$84,760.00	\$84,760.00
Totals	Graph	1	\$84,760.00	\$84,760.00	\$84,760.00	\$84,760.00

Employer Name/Worksite Address	Graph	Count	Mean Wage	Median Wage	Lowest Wage	Highest Wage
37-17 UNION PHARMACY CORP, 36-32 UNION STREET, FLUSHING, NY (https://www.google.com/maps/place/36-32%20UNION%20STREET,FLUSHING,NY)	Graph	1	\$84,760.00	\$84,760.00	\$84,760.00	\$84,760.00
Totals	Graph	1	\$84,760.00	\$84,760.00	\$84,760.00	\$84,760.00

Latitude: 40.76333 Longitude: -73.977834

Employer Name/Employer Address	Graph	Count	Mean Wage	Median Wage	Lowest Wage	Highest Wage
ARDIAN US LLC, 1370 AVENUE OF THE AMERICAS, NEW YORK, NY (https://www.google.com/maps/place/1370%20AVENUE%20OF%20THE%20AMERICAS,NEW%20YORK,NY)	Graph	1	\$180,000.00	\$180,000.00	\$180,000.00	\$180,000.00
JAMISON CAPITAL PARTNERS, LP, 1370 AVENUE OF THE AMERICAS, NEW YORK, NY (https://www.google.com/maps/place/1370%20AVENUE%20OF%20THE%20AMERICAS,NEW%20YORK,NY)	Graph	2	\$190,000.00	\$180,000.00	\$180,000.00	\$200,000.00
Totals	Graph	3	\$186,666.67	\$180,000.00	\$180,000.00	\$200,000.00

Employer Name/Worksite Address	Graph	Count	Mean Wage	Median Wage	Lowest Wage	Highest Wage
JAMISON CAPITAL PARTNERS, LP, 1370 AVENUE OF THE AMERICAS, NEW YORK, NY (https://www.google.com/maps/place/1370%20AVENUE%20OF%20THE%20AMERICAS,NEW%20YORK,NY)	Graph	3	\$186,666.67	\$180,000.00	\$180,000.00	\$200,000.00
Totals	Graph	3	\$186,666.67	\$180,000.00	\$180,000.00	\$200,000.00

Latitude: 40.763337 Longitude: -73.8308

Employer Name/Employer Address	Graph	Count	Mean Wage	Median Wage	Lowest Wage	Highest Wage
TAIWAN CENTER, 137-44 NORTHERN BLVD., FLUSHING, NY (https://www.google.com/maps/place/137-44%20NORTHERN%20BLVD.,FLUSHING,NY)	Graph	1	\$61,547.20	\$61,547.20	\$61,547.20	\$61,547.20

Employer Name/Employer Address	Graph	Count	Mean Wage	Median Wage	Lowest Wage	Highest Wage
Totals	Graph	1	\$61,547.20	\$61,547.20	\$61,547.20	\$61,547.20

Employer Name/Worksite Address	Graph	Count	Mean Wage	Median Wage	Lowest Wage	Highest Wage
TAIWAN CENTER, 137-44 NORTHERN BLVD., FLUSHING, NY (https://www.google.com/maps/place/137-44%20NORTHERN%20BLVD.,FLUSHING,NY)	Graph	1	\$61,547.20	\$61,547.20	\$61,547.20	\$61,547.20
Totals	Graph	1	\$61,547.20	\$61,547.20	\$61,547.20	\$61,547.20

Latitude: 40.763348 Longitude: -73.975045

Employer Name/Employer Address	Graph	Count	Mean Wage	Median Wage	Lowest Wage	Highest Wage
CANTILLON CAPITAL MANAGEMENT, LLC, 40 WEST 57TH STREET, NEW YORK, NY (https://www.google.com/maps/place/40%20WEST%2057TH%20STREET,NEW%20YORK,NY)	Graph	1	\$120,000.00	\$120,000.00	\$120,000.00	\$120,000.00
DARSANA CAPITAL PARTNERS LP, 40 WEST 57TH STREET, NEW YORK, NY (https://www.google.com/maps/place/40%20WEST%2057TH%20STREET,NEW%20YORK,NY)	Graph	1	\$150,000.00	\$150,000.00	\$150,000.00	\$150,000.00
ELLIOT MANAGEMENT CORPORATION, 40 WEST 57TH STREET, NEW YORK, NY (https://www.google.com/maps/place/40%20WEST%2057TH%20STREET,NEW%20YORK,NY)	Graph	1	\$210,000.00	\$210,000.00	\$210,000.00	\$210,000.00
SCHUSTER ENTERPRISES, LLC, 40 W 57TH ST, NEW YORK, NY (https://www.google.com/maps/place/40%20W%2057TH%20ST,NEW%20YORK,NY)	Graph	1	\$47,590.40	\$47,590.40	\$47,590.40	\$47,590.40
TOCQUEVILLE MANAGEMENT CORP, 40 WEST 57TH STREET, NEW YORK, NY (https://www.google.com/maps/place/40%20WEST%2057TH%20STREET,NEW%20YORK,NY)	Graph	1	\$245,000.00	\$245,000.00	\$245,000.00	\$245,000.00
EASTBRIDGE REAL ESTATE LLC, 40 WEST 57TH STREET, NEW YORK, NY (https://www.google.com/maps/place/40%20WEST%2057TH%20STREET,NEW%20YORK,NY)	Graph	2	\$82,874.50	\$65,749.00	\$65,749.00	\$100,000.00
HPS INVESTMENT PARTNERS, LLC, 40 WEST 57TH STREET, NEW YORK, NY (https://www.google.com/maps/place/40%20WEST%2057TH%20STREET,NEW%20YORK,NY)	Graph	2	\$135,000.00	\$125,000.00	\$125,000.00	\$145,000.00
VF SPORTSWEAR, INC., 40 WEST 57TH STREET, NEW YORK, NY (https://www.google.com/maps/place/40%20WEST%2057TH%20STREET,NEW%20YORK,NY)	Graph	2	\$57,312.80	\$49,025.60	\$49,025.60	\$65,600.00
POINTSTATE CAPITAL L.P., 40 WEST 57TH STREET, NEW YORK, NY (https://www.google.com/maps/place/40%20WEST%2057TH%20STREET,NEW%20YORK,NY)	Graph	3	\$121,666.67	\$125,000.00	\$90,000.00	\$150,000.00
HIGHBRIDGE CAPITAL MANAGEMENT, LLC, 40 WEST 57TH STREET, NEW YORK, NY (https://www.google.com/maps/place/40%20WEST%2057TH%20STREET,NEW%20YORK,NY)	Graph	5	\$158,000.00	\$140,000.00	\$120,000.00	\$225,000.00
ELLIOTT MANAGEMENT CORPORATION, 40 WEST 57TH STREET, NEW YORK, NY (https://www.google.com/maps/place/40%20WEST%2057TH%20STREET,NEW%20YORK,NY)	Graph	6	\$160,833.33	\$150,000.00	\$130,000.00	\$230,000.00
Totals	Graph	25	\$137,718.60	\$140,000.00	\$47,590.40	\$245,000.00

Employer Name/Worksite Address	Graph	Count	Mean Wage	Median Wage	Lowest Wage	Highest Wage
EASTBRIDGE REAL ESTATE LLC, 40 WEST 57TH STREET, NEW YORK, NY (https://www.google.com/maps/place/40%20WEST%2057TH%20STREET,NEW%20YORK,NY)	Graph	25	\$145,214.98	\$145,000.00	\$49,025.60	\$245,000.00
Totals	Graph	25	\$145,214.98	\$145,000.00	\$49,025.60	\$245,000.00

Latitude: 40.763378 Longitude: -73.978809

Employer Name/Employer Address	Graph	Count	Mean Wage	Median Wage	Lowest Wage	Highest Wage
IHEARTMEDIA MANAGEMENT SERVICES, INC., 125 WEST 55TH STREET, NEW YORK, NY (https://www.google.com/maps/place/125%20WEST%2055TH%20STREET,NEW%20YORK,NY)	Graph	8	\$101,968.63	\$100,000.00	\$65,749.00	\$125,000.00
MACQUARIE AMERICA SERVICES INC., 125 WEST 55TH STREET, NEW YORK, NY (https://www.google.com/maps/place/125%20WEST%2055TH%20STREET,NEW%20YORK,NY)	Graph	32	\$158,176.81	\$135,000.00	\$66,870.00	\$502,000.00
MACQUARIE HOLDINGS (USA) INC., 125 WEST 55TH STREET, NEW YORK, NY (https://www.google.com/maps/place/125%20WEST%2055TH%20STREET,NEW%20YORK,NY)	Graph	100	\$167,190.00	\$140,000.00	\$74,000.00	\$550,000.00
Totals	Graph	140	\$161,402.91	\$135,000.00	\$65,749.00	\$550,000.00

Employer Name/Worksite Address	Graph	Count	Mean Wage	Median Wage	Lowest Wage	Highest Wage
MACQUARIE HOLDINGS (USA) INC., 125 WEST 55TH STREET, NEW YORK, NY (https://www.google.com/maps/place/125%20WEST%2055TH%20STREET,NEW%20YORK,NY)	Graph	147	\$155,121.69	\$132,000.00	\$65,749.00	\$550,000.00
Totals	Graph	147	\$155,121.69	\$132,000.00	\$65,749.00	\$550,000.00

Latitude: 40.76339 Longitude: -73.80722

Employer Name/Worksite Address	Graph	Count	Mean Wage	Median Wage	Lowest Wage	Highest Wage
LAW OFFICES OF YOUNGSOO CHOI, P.C., 158-14 NORTHERN BLVD., FLUSHING, NY (https://www.google.com/maps/place/158-14%20NORTHERN%20BLVD.,FLUSHING,NY)	Graph	2	\$47,840.00	\$47,840.00	\$47,840.00	\$47,840.00
Totals	Graph	2	\$47,840.00	\$47,840.00	\$47,840.00	\$47,840.00

Employer Name/Worksite Address	Graph	Count	Mean Wage	Median Wage	Lowest Wage	Highest Wage
LAW OFFICES OF YOUNGSOO CHOI, P.C., 158-14 NORTHERN BLVD, FLUSHING, NY (https://www.google.com/maps/place/158-14%20NORTHERN%20BLVD,FLUSHING,NY)	Graph	2	\$47,840.00	\$47,840.00	\$47,840.00	\$47,840.00
Totals	Graph	2	\$47,840.00	\$47,840.00	\$47,840.00	\$47,840.00

Latitude: 40.763393 Longitude: -73.971472

Employer Name/Worksite Address	Graph	Count	Mean Wage	Median Wage	Lowest Wage	Highest Wage
RALPH LAUREN CORPORATION, 625 MADISON AVENUE, NEW YORK, NY (https://www.google.com/maps/place/625%20MADISON%20AVENUE,NEW%20YORK,NY)	Graph	1	\$85,000.00	\$85,000.00	\$85,000.00	\$85,000.00
RALPH LAUREN RETAIL INC., 625 MADISON AVENUE, NEW YORK, NY (https://www.google.com/maps/place/625%20MADISON%20AVENUE,NEW%20YORK,NY)	Graph	1	\$155,000.00	\$155,000.00	\$155,000.00	\$155,000.00
RALPH LAUREN RETAIL, INC, 625 MADISON AVENUE, NEW YORK, NY (https://www.google.com/maps/place/625%20MADISON%20AVENUE,NEW%20YORK,NY)	Graph	1	\$46,800.00	\$46,800.00	\$46,800.00	\$46,800.00
RALPH LAUREN RETAIL, INC., 625 MADISON AVENUE, NEW YORK, NY (https://www.google.com/maps/place/625%20MADISON%20AVENUE,NEW%20YORK,NY)	Graph	1	\$75,000.00	\$75,000.00	\$75,000.00	\$75,000.00
SOLERA CAPITAL, LLC, 625 MADISON AVENUE, NEW YORK, NY (https://www.google.com/maps/place/625%20MADISON%20AVENUE,NEW%20YORK,NY)	Graph	1	\$125,000.00	\$125,000.00	\$125,000.00	\$125,000.00
RALPH LAUREN RETAIL, 625 MADISON AVENUE, NEW YORK, NY (https://www.google.com/maps/place/625%20MADISON%20AVENUE,NEW%20YORK,NY)	Graph	2	\$87,475.00	\$50,000.00	\$50,000.00	\$124,950.00
RALPH LAUREN CORPORATION, 625 MADISON AVENUE, NEW YORK, NY (https://www.google.com/maps/place/625%20MADISON%20AVENUE,NEW%20YORK,NY)	Graph	10	\$110,167.88	\$113,000.00	\$56,000.00	\$200,000.00
Totals	Graph	17	\$103,731.11	\$113,000.00	\$46,800.00	\$200,000.00

Employer Name/Worksite Address	Graph	Count	Mean Wage	Median Wage	Lowest Wage	Highest Wage
SOLERA CAPITAL, LLC, 625 MADISON AVENUE, THIRD FLOOR, NEW YORK, NY (https://www.google.com/maps/place/625%20MADISON%20AVENUE,%20THIRD%20FLOOR,NEW%20YORK,NY)	Graph	1	\$125,000.00	\$125,000.00	\$125,000.00	\$125,000.00
INFOSYS LIMITED, 625 MADISON AVE, NEW YORK, NY (https://www.google.com/maps/place/625%20MADISON%20AVE,NEW%20YORK,NY)	Graph	2	\$94,900.00	\$84,864.00	\$84,864.00	\$100,000.00
RALPH LAUREN CORPORATION, 625 MADISON AVENUE, NEW YORK, NY (https://www.google.com/maps/place/625%20MADISON%20AVENUE,NEW%20YORK,NY)	Graph	11	\$82,828.81	\$70,040.00	\$50,000.00	\$120,000.00
Totals	Graph	14	\$87,565.49	\$74,276.80	\$50,000.00	\$120,000.00

Latitude: 40.763399 Longitude: -73.970788

Employer Name/Worksite Address	Graph	Count	Mean Wage	Median Wage	Lowest Wage	Highest Wage
EMIRATES AIRLINE, 55 EAST 59TH STREET, 5TH FLOOR, NEW YORK, NY (https://www.google.com/maps/place/55%20EAST%2059TH%20STREET,%205TH%20FLOOR,NEW%20YORK,NY)	Graph	1	\$140,004.00	\$140,004.00	\$140,004.00	\$140,004.00

Employer Name/Employer Address	Graph	Count	Mean Wage	Median Wage	Lowest Wage	Highest Wage
ARMENIAN GENERAL BENEVOLENT UNION, 55 EAST 59TH STREET, NEW YORK, NY (https://www.google.com/maps/place/55%20EAST%2059TH%20STREET,NEW%20YORK,NY)	Graph	2	\$58,402.50	\$56,805.00	\$56,805.00	\$56,805.00
BIZZI & PARTNERS DEVELOPMENT LLC, 55 EAST 59TH STREET, NEW YORK, NY (https://www.google.com/maps/place/55%20EAST%2059TH%20STREET,NEW%20YORK,NY)	Graph	2	\$293,000.00	\$293,000.00	\$293,000.00	\$293,000.00
Totals	Graph	5	\$168,561.80	\$140,004.00	\$56,805.00	\$293,000.00

Employer Name/Worksite Address	Graph	Count	Mean Wage	Median Wage	Lowest Wage	Highest Wage
EMIRATES AIRLINE, 55 EAST 59TH STREET, 5TH FLOOR, NEW YORK, NY (https://www.google.com/maps/place/55%20EAST%2059TH%20STREET,%205TH%20FLOOR,NEW%20YORK,NY)	Graph	1	\$140,004.00	\$140,004.00	\$140,004.00	\$140,004.00
BIZZI & PARTNERS DEVELOPMENT LLC, 55 EAST 59TH STREET, NEW YORK, NY (https://www.google.com/maps/place/55%20EAST%2059TH%20STREET,NEW%20YORK,NY)	Graph	4	\$175,701.25	\$60,000.00	\$56,805.00	\$293,000.00
Totals	Graph	5	\$168,561.80	\$140,004.00	\$56,805.00	\$293,000.00

Latitude: 40.763413 Longitude: -73.969353

Employer Name/Worksite Address	Graph	Count	Mean Wage	Median Wage	Lowest Wage	Highest Wage
KINGSROCK GLOBAL INVESTMENT PARTNERS INC., 920 PARK AVENUE, NEW YORK, NY (https://www.google.com/maps/place/920%20PARK%20AVENUE,NEW%20YORK,NY)	Graph	1	\$250,000.00	\$250,000.00	\$250,000.00	\$250,000.00
Totals	Graph	1	\$250,000.00	\$250,000.00	\$250,000.00	\$250,000.00

Latitude: 40.763435 Longitude: -73.982707

Employer Name/Employer Address	Graph	Count	Mean Wage	Median Wage	Lowest Wage	Highest Wage
CHAFFETZ LINDSEY LLP, 1700 BROADWAY, NEW YORK, NY (https://www.google.com/maps/place/1700%20BROADWAY,NEW%20YORK,NY)	Graph	1	\$130,000.00	\$130,000.00	\$130,000.00	\$130,000.00
FEINGOLD & ALPERT, LLP, 1700 BROADWAY AVE., NEW YORK, NY (https://www.google.com/maps/place/1700%20BROADWAY%20AVE.,NEW%20YORK,NY)	Graph	1	\$160,000.00	\$160,000.00	\$160,000.00	\$160,000.00
MEZOCLIQ LLC, 1700 BROADWAY, NEW YORK, NY (https://www.google.com/maps/place/1700%20BROADWAY,NEW%20YORK,NY)	Graph	1	\$150,000.00	\$150,000.00	\$150,000.00	\$150,000.00
MEZOCLIQ, 1700 BROADWAY, NEW YORK, NY (https://www.google.com/maps/place/1700%20BROADWAY,NEW%20YORK,NY)	Graph	1	\$170,000.00	\$170,000.00	\$170,000.00	\$170,000.00
OVERSEA-CHINESE BANKING CORPORATION LIMITED, 1700 BROADWAY, NEW YORK, NY (https://www.google.com/maps/place/1700%20BROADWAY,NEW%20YORK,NY)	Graph	1	\$95,000.00	\$95,000.00	\$95,000.00	\$95,000.00
THE NAFTALI GROUP LLC, 1700 BROADWAY, 16TH FLOOR, NEW YORK, NY (https://www.google.com/maps/place/1700%20BROADWAY,%2016TH%20FLOOR,NEW%20YORK,NY)	Graph	1	\$85,000.00	\$85,000.00	\$85,000.00	\$85,000.00
R.G. NIEDERHOFFER CAPITAL MANAGEMENT, INC., 1700 BROADWAY, NEW YORK, NY (https://www.google.com/maps/place/1700%20BROADWAY,NEW%20YORK,NY)	Graph	2	\$147,500.00	\$135,000.00	\$135,000.00	\$160,000.00
MEZOCLIQ LLC, 1700 BROADWAY, 36TH FLOOR, NEW YORK, NY (https://www.google.com/maps/place/1700%20BROADWAY,%2036TH%20FLOOR,NEW%20YORK,NY)	Graph	4	\$124,895.25	\$79,768.00	\$64,813.00	\$195,000.00
FRIEDMAN LLP, 1700 BROADWAY, NEW YORK, NY (https://www.google.com/maps/place/1700%20BROADWAY,NEW%20YORK,NY)	Graph	8	\$71,195.63	\$55,765.00	\$55,370.00	\$180,000.00
CARDIOVASCULAR RESEARCH FOUNDATION, 1700 BROADWAY, NEW YORK, NY (https://www.google.com/maps/place/1700%20BROADWAY,NEW%20YORK,NY)	Graph	9	\$97,672.22	\$80,000.00	\$55,000.00	\$267,800.00
Totals	Graph	29	\$104,592.97	\$80,000.00	\$55,000.00	\$267,800.00

Employer Name/Worksite Address	Graph	Count	Mean Wage	Median Wage	Lowest Wage	Highest Wage
FEINGOLD & ALPERT, LLP, 1700 BROADWAY AVE., NEW YORK, NY (https://www.google.com/maps/place/1700%20BROADWAY%20AVE.,NEW%20YORK,NY)	Graph	1	\$160,000.00	\$160,000.00	\$160,000.00	\$160,000.00
LARSEN & TOUBRO INFOTECH LIMITED, TIME WARNER,, NEW YORK, NY (https://www.google.com/maps/place/TIME%20WARNER,,NEW%20YORK,NY)	Graph	1	\$97,430.00	\$97,430.00	\$97,430.00	\$97,430.00

Employer Name/Worksite Address	Graph	Count	Mean Wage	Median Wage	Lowest Wage	Highest Wage
LOS ANGELES BIOMEDICAL INSTITUTE AT HARBOR-UCLA MEDICAL CENTER, 1700 BROADWAY, NEW YORK, NY (https://www.google.com/maps/place/1700%20BROADWAY,NEW%20YORK,NY)	Graph	1	\$100,000.00	\$100,000.00	\$100,000.00	\$100,000.00
MEZOCLIQ LLC, 1700 BROADWAY 36TH FLOOR, NEW YORK, NY (https://www.google.com/maps/place/1700%20BROADWAY%2036TH%20FLOOR,NEW%20YORK,NY)	Graph	1	\$160,000.00	\$160,000.00	\$160,000.00	\$160,000.00
THE NAFTALI GROUP LLC, 1700 BROADWAY, 16TH FLOOR, NEW YORK, NY (https://www.google.com/maps/place/1700%20BROADWAY,%2016TH%20FLOOR,NEW%20YORK,NY)	Graph	1	\$85,000.00	\$85,000.00	\$85,000.00	\$85,000.00
MEZOCLIQ LLC, 1700 BROADWAY, 36TH FLOOR, NEW YORK, NY (https://www.google.com/maps/place/1700%20BROADWAY,%2036TH%20FLOOR,NEW%20YORK,NY)	Graph	3	\$113,193.67	\$79,768.00	\$64,813.00	\$195,000.00
FRIEDMAN LLP, 1700 BROADWAY, NEW YORK, NY (https://www.google.com/maps/place/1700%20BROADWAY,NEW%20YORK,NY)	Graph	38	\$92,713.55	\$77,500.00	\$55,000.00	\$267,800.00
Totals	Graph	46	\$97,067.96	\$80,000.00	\$55,000.00	\$267,800.00

Latitude: 40.763445 Longitude: -73.872334

Employer Name/Employer Address	Graph	Count	Mean Wage	Median Wage	Lowest Wage	Highest Wage
GRACE DAY CARE CENTER INC, 89-00 23RD AV 3F, EAST ELMHURST, NY (https://www.google.com/maps/place/89-00%2023RD%20AV%203F,EAST%20ELMHURST,NY)	Graph	1	\$45,760.00	\$45,760.00	\$45,760.00	\$45,760.00
Totals	Graph	1	\$45,760.00	\$45,760.00	\$45,760.00	\$45,760.00

Employer Name/Worksite Address	Graph	Count	Mean Wage	Median Wage	Lowest Wage	Highest Wage
GRACE DAY CARE CENTER INC, 89-00 23RD AV 3F, EAST ELMHURST, NY (https://www.google.com/maps/place/89-00%2023RD%20AV%203F,EAST%20ELMHURST,NY)	Graph	1	\$45,760.00	\$45,760.00	\$45,760.00	\$45,760.00
SATTERFIELD AND PONTIKES CONSTRUCTION, INC, LA GUARDIA AIRPORT - DELTA AIRLINES TERMINAL D, FLUSHING, NY (https://www.google.com/maps/place/LA%20GUARDIA%20AIRPORT%20-%20DELTA%20AIRLINES%20TERMINAL%20D,FLUSHING,NY)	Graph	1	\$111,104.76	\$111,104.76	\$111,104.76	\$111,104.76
Totals	Graph	2	\$78,432.38	\$45,760.00	\$45,760.00	\$111,104.76

Latitude: 40.763455 Longitude: -73.820251

Employer Name/Employer Address	Graph	Count	Mean Wage	Median Wage	Lowest Wage	Highest Wage
NYC METRO REGIONAL CENTER, LLC, 13620 38TH AVE., SUITE 10H, FLUSHING, NY (https://www.google.com/maps/place/13620%2038TH%20AVE.,%20SUITE%2010H,FLUSHING,NY)	Graph	1	\$53,060.80	\$53,060.80	\$53,060.80	\$53,060.80
SWATWO CAPITAL GROUP LLC, 13620 38TH AVE, FLUSHING, NY (https://www.google.com/maps/place/13620%2038TH%20AVE,FLUSHING,NY)	Graph	1	\$50,000.00	\$50,000.00	\$50,000.00	\$50,000.00
US-CHINA ADVANCED INSTITUTE FOR INTERNATIONAL BUSINESS INC., 13620 38TH AVENUE, FLUSHING, NY (https://www.google.com/maps/place/13620%2038TH%20AVENUE,FLUSHING,NY)	Graph	1	\$41,600.00	\$41,600.00	\$41,600.00	\$41,600.00
A&S ACE INC., 13620 38TH AVE, FLUSHING, NY (https://www.google.com/maps/place/13620%2038TH%20AVE,FLUSHING,NY)	Graph	2	\$33,280.00	\$33,280.00	\$33,280.00	\$33,280.00
BEIJING CHI-SQUARE NEW YORK CORP., 13620 38TH AVE., SUITE 10I-A, FLUSHING, NY (https://www.google.com/maps/place/13620%2038TH%20AVE.,%20SUITE%2010I-A,FLUSHING,NY)	Graph	2	\$48,360.00	\$46,800.00	\$46,800.00	\$49,920.00
J.Q. CAPITAL LLC, 13620 38TH AVE., SUITE 10I-B, FLUSHING, NY (https://www.google.com/maps/place/13620%2038TH%20AVE.,%20SUITE%2010I-B,FLUSHING,NY)	Graph	2	\$48,360.00	\$46,800.00	\$46,800.00	\$49,920.00
Totals	Graph	9	\$44,962.31	\$46,800.00	\$33,280.00	\$53,060.80

Employer Name/Worksite Address	Graph	Count	Mean Wage	Median Wage	Lowest Wage	Highest Wage
BEIJING CHI-SQUARE NEW YORK CORP., 13620 38TH AVE., SUITE 10 I-A, FLUSHING, NY (https://www.google.com/maps/place/13620%2038TH%20AVE.,%20SUITE%2010%20I-A,FLUSHING,NY)	Graph	2	\$48,360.00	\$46,800.00	\$46,800.00	\$49,920.00

Employer Name/Worksite Address	Graph	Count	Mean Wage	Median Wage	Lowest Wage	Highest Wage
J.Q. CAPITAL LLC, 13620 38TH AVE., SUITE 10 I-B, FLUSHING, NY (https://www.google.com/maps/place/13620%2038TH%20AVE.,%20SUITE%2010%20I-B,FLUSHING,NY)	Graph	2	\$48,360.00	\$46,800.00	\$46,800.00	\$49,920.00
C. JONATHAN CHEN ATTORNEY AT LAW P.C., 13620 38TH AVE, FLUSHING, NY (https://www.google.com/maps/place/13620%2038TH%20AVE,FLUSHING,NY)	Graph	4	\$36,940.00	\$33,280.00	\$31,200.00	\$50,000.00
Totals	Graph	8	\$42,650.00	\$46,800.00	\$31,200.00	\$50,000.00

Latitude: 40.763506 Longitude: -73.97542

Employer Name/Employer Address	Graph	Count	Mean Wage	Median Wage	Lowest Wage	Highest Wage
MARQUEE BRANDS LLC, 50 WEST 57TH STREET, NEW YORK, NY (https://www.google.com/maps/place/50%20WEST%2057TH%20STREET,NEW%20YORK,NY)	Graph	1	\$60,000.00	\$60,000.00	\$60,000.00	\$60,000.00
MILLENNIAL BRANDS LLC, 50 W 57TH STREET, NEW YORK, NY (https://www.google.com/maps/place/50%20W%2057TH%20STREET,NEW%20YORK,NY)	Graph	1	\$75,000.00	\$75,000.00	\$75,000.00	\$75,000.00
Totals	Graph	2	\$67,500.00	\$60,000.00	\$60,000.00	\$75,000.00

Employer Name/Worksite Address	Graph	Count	Mean Wage	Median Wage	Lowest Wage	Highest Wage
MARQUEE BRANDS LLC, 50 WEST 57TH STREET, NEW YORK, NY (https://www.google.com/maps/place/50%20WEST%2057TH%20STREET,NEW%20YORK,NY)	Graph	1	\$60,000.00	\$60,000.00	\$60,000.00	\$60,000.00
MILLENNIAL BRANDS LLC, 50 W 57 STREET, NEW YORK, NY (https://www.google.com/maps/place/50%20W%2057%20STREET,NEW%20YORK,NY)	Graph	1	\$75,000.00	\$75,000.00	\$75,000.00	\$75,000.00
Totals	Graph	2	\$67,500.00	\$60,000.00	\$60,000.00	\$75,000.00

Latitude: 40.763516 Longitude: -73.973487

Employer Name/Worksite Address	Graph	Count	Mean Wage	Median Wage	Lowest Wage	Highest Wage
ITAU UNIBANCO SA NEW YORK BANCH, 767 FIFTH AVENUE, NEW YORK, NY (https://www.google.com/maps/place/767%20FIFTH%20AVENUE,NEW%20YORK,NY)	Graph	1	\$70,000.00	\$70,000.00	\$70,000.00	\$70,000.00
Totals	Graph	1	\$70,000.00	\$70,000.00	\$70,000.00	\$70,000.00

Latitude: 40.763598 Longitude: -73.98507

Employer Name/Worksite Address	Graph	Count	Mean Wage	Median Wage	Lowest Wage	Highest Wage
HIGHGATE HOTELS, LP, 870 8TH AVENUE, 2ND FLOOR, NEW YORK, NY (https://www.google.com/maps/place/870%208TH%20AVENUE,%202ND%20FLOOR,NEW%20YORK,NY)	Graph	1	\$178,000.00	\$178,000.00	\$178,000.00	\$178,000.00
HIGHGATE HOTELS, LP, 870 8TH AVENUE, NEW YORK, NY (https://www.google.com/maps/place/870%208TH%20AVENUE,NEW%20YORK,NY)	Graph	1	\$175,000.00	\$175,000.00	\$175,000.00	\$175,000.00
Totals	Graph	2	\$176,500.00	\$175,000.00	\$175,000.00	\$178,000.00

Latitude: 40.763616 Longitude: -73.935512

Employer Name/Worksite Address	Graph	Count	Mean Wage	Median Wage	Lowest Wage	Highest Wage
THE HALAL GUYS FRANCHISE INC., 1002 34TH AVENUE, ASTORIA, NY (https://www.google.com/maps/place/1002%2034TH%20AVENUE,ASTORIA,NY)	Graph	1	\$75,000.00	\$75,000.00	\$75,000.00	\$75,000.00
Totals	Graph	1	\$75,000.00	\$75,000.00	\$75,000.00	\$75,000.00

Latitude: 40.763622 Longitude: -73.972439

Employer Name/Worksite Address	Graph	Count	Mean Wage	Median Wage	Lowest Wage	Highest Wage
SEVEN VALLEYS LLC, 767 FIFTH AVENUE, NEW YORK, NY (https://www.google.com/maps/place/767%20FIFTH%20AVENUE,NEW%20YORK,NY)	Graph	1	\$100,000.00	\$100,000.00	\$100,000.00	\$100,000.00
Totals	Graph	1	\$100,000.00	\$100,000.00	\$100,000.00	\$100,000.00

Latitude: 40.763649 Longitude: -73.996176

Employer Name/Employer Address	Graph	Count	Mean Wage	Median Wage	Lowest Wage	Highest Wage
GAIN THEORY LLC, 636 11TH AVENUE, NEW YORK, NY (https://www.google.com/maps/place/636%2011TH%20AVENUE,NEW%20YORK,NY)	Graph	1	\$69,000.00	\$69,000.00	\$69,000.00	\$69,000.00
OGILVY & MATHER WORLDWIDE LLC, 636 11TH AVENUE, NEW YORK, NY (https://www.google.com/maps/place/636%2011TH%20AVENUE,NEW%20YORK,NY)	Graph	1	\$125,000.00	\$125,000.00	\$125,000.00	\$125,000.00
OGILVY PUBLIC RELATIONS WORLDWIDE INC., 636 11TH AVENUE, NEW YORK, NY (https://www.google.com/maps/place/636%2011TH%20AVENUE,NEW%20YORK,NY)	Graph	1	\$60,000.00	\$60,000.00	\$60,000.00	\$60,000.00
THE OGILVY GROUP, LLC - OGILVY & MATHER, 636 11TH AVENUE, NEW YORK, NY (https://www.google.com/maps/place/636%2011TH%20AVENUE,NEW%20YORK,NY)	Graph	1	\$102,522.38	\$102,522.38	\$102,522.38	\$102,522.38
GROUPM WORLDWIDE LLC, 636 11TH AVENUE, NEW YORK, NY (https://www.google.com/maps/place/636%2011TH%20AVENUE,NEW%20YORK,NY)	Graph	2	\$129,200.00	\$125,000.00	\$125,000.00	\$133,400.00
THE OGILVY GROUP LLC - OGILVY & MATHER, 636 11TH AVENUE, NEW YORK, NY (https://www.google.com/maps/place/636%2011TH%20AVENUE,NEW%20YORK,NY)	Graph	4	\$197,187.50	\$138,750.00	\$75,000.00	\$400,000.00
THE OGILVY GROUP, LLC - OGILVY & MATHER, 636 11 AVENUE, NEW YORK, NY (https://www.google.com/maps/place/636%2011%20AVENUE,NEW%20YORK,NY)	Graph	5	\$102,321.05	\$94,151.90	\$90,208.57	\$121,845.24
NEO@OGILVY LLC, 636 11TH AVENUE, NEW YORK, NY (https://www.google.com/maps/place/636%2011TH%20AVENUE,NEW%20YORK,NY)	Graph	6	\$70,916.67	\$57,500.00	\$55,000.00	\$86,500.00
Totals	Graph	21	\$111,465.60	\$92,839.52	\$55,000.00	\$400,000.00

Employer Name/Worksite Address	Graph	Count	Mean Wage	Median Wage	Lowest Wage	Highest Wage
INTEGRATED INFO SYSTEMS, INC., 636 11TH AVE, NEW YORK, NY (https://www.google.com/maps/place/636%2011TH%20AVE,NEW%20YORK,NY)	Graph	1	\$106,000.00	\$106,000.00	\$106,000.00	\$106,000.00
IBM INDIA PRIVATE LIMITED, 636 11TH AVENUE, NEW YORK, NY (https://www.google.com/maps/place/636%2011TH%20AVENUE,NEW%20YORK,NY)	Graph	39	\$98,672.17	\$86,500.00	\$55,000.00	\$400,000.00
Totals	Graph	40	\$98,855.37	\$86,500.00	\$55,000.00	\$400,000.00

Latitude: 40.763661 Longitude: -73.985644

Employer Name/Worksite Address	Graph	Count	Mean Wage	Median Wage	Lowest Wage	Highest Wage
SOFTCRYLIC, LLC, 310 W 52ND STREET, NEW YORK, NY (https://www.google.com/maps/place/310%20W%2052ND%20STREET,NEW%20YORK,NY)	Graph	2	\$79,227.00	\$79,227.00	\$79,227.00	\$79,227.00
Totals	Graph	2	\$79,227.00	\$79,227.00	\$79,227.00	\$79,227.00

Latitude: 40.763664 Longitude: -73.830004

Employer Name/Employer Address	Graph	Count	Mean Wage	Median Wage	Lowest Wage	Highest Wage
FLUSHING COUNCIL ON CULTURE AND THE ARTS, INC., 137-35 NORTHERN BLVD., FLUSHING, NY (https://www.google.com/maps/place/137-35%20NORTHERN%20BLVD.,FLUSHING,NY)	Graph	1	\$53,622.40	\$53,622.40	\$53,622.40	\$53,622.40
Totals	Graph	1	\$53,622.40	\$53,622.40	\$53,622.40	\$53,622.40

Employer Name/Worksite Address	Graph	Count	Mean Wage	Median Wage	Lowest Wage	Highest Wage
--------------------------------	-------	-------	-----------	-------------	-------------	--------------

Employer Name/Worksite Address	Graph	Count	Mean Wage	Median Wage	Lowest Wage	Highest Wage
FLUSHING COUNCIL ON CULTURE AND THE ARTS, INC., 137-35 NORTHERN BLVD., FLUSHING, NY (https://www.google.com/maps/place/137-35%20NORTHERN%20BLVD.,FLUSHING,NY)	Graph	1	\$53,622.40	\$53,622.40	\$53,622.40	\$53,622.40
Totals	Graph	1	\$53,622.40	\$53,622.40	\$53,622.40	\$53,622.40

Latitude: 40.763664 Longitude: -73.554998

Employer Name/Worksite Address	Graph	Count	Mean Wage	Median Wage	Lowest Wage	Highest Wage
OERLIKON METCO US, INC., 1101 PROSPECT AVENUE, WESTBURY, NY (https://www.google.com/maps/place/1101%20PROSPECT%20AVENUE,WESTBURY,NY)	Graph	1	\$89,502.00	\$89,502.00	\$89,502.00	\$89,502.00
OERLIKON METCO (US) INC., 1101 PROSPECT AVENUE, WESTBURY, NY (https://www.google.com/maps/place/1101%20PROSPECT%20AVENUE,WESTBURY,NY)	Graph	2	\$103,037.50	\$96,075.00	\$96,075.00	\$110,000.00
Totals	Graph	3	\$98,525.67	\$96,075.00	\$89,502.00	\$110,000.00

Employer Name/Worksite Address	Graph	Count	Mean Wage	Median Wage	Lowest Wage	Highest Wage
OERLIKON METCO (US) INC., 1101 PROSPECT AVENUE, WESTBURY, NY (https://www.google.com/maps/place/1101%20PROSPECT%20AVENUE,WESTBURY,NY)	Graph	3	\$98,525.67	\$96,075.00	\$89,502.00	\$110,000.00
Totals	Graph	3	\$98,525.67	\$96,075.00	\$89,502.00	\$110,000.00

Latitude: 40.763678 Longitude: -73.969323

Employer Name/Worksite Address	Graph	Count	Mean Wage	Median Wage	Lowest Wage	Highest Wage
OLIVER WYMAN, INC., 499 PARK AVENUE, NEW YORK, NY (https://www.google.com/maps/place/499%20PARK%20AVENUE,NEW%20YORK,NY)	Graph	2	\$92,500.00	\$60,000.00	\$60,000.00	\$125,000.00
SUMMITWORKS TECHNOLOGIES, INC., 345 PARK AVENUE, NEW YORK, NY (https://www.google.com/maps/place/345%20PARK%20AVENUE,NEW%20YORK,NY)	Graph	2	\$55,000.00	\$54,000.00	\$54,000.00	\$56,000.00
Totals	Graph	4	\$73,750.00	\$56,000.00	\$54,000.00	\$125,000.00

Latitude: 40.763692 Longitude: -73.982722

Employer Name/Worksite Address	Graph	Count	Mean Wage	Median Wage	Lowest Wage	Highest Wage
LATE SHOW INC, 1697 BROADWAY, NEW YORK, NY (https://www.google.com/maps/place/1697%20BROADWAY,NEW%20YORK,NY)	Graph	1	\$46,779.20	\$46,779.20	\$46,779.20	\$46,779.20
Totals	Graph	1	\$46,779.20	\$46,779.20	\$46,779.20	\$46,779.20

Employer Name/Worksite Address	Graph	Count	Mean Wage	Median Wage	Lowest Wage	Highest Wage
LATE SHOW INC, 1697 BROADWAY, NEW YORK, NY (https://www.google.com/maps/place/1697%20BROADWAY,NEW%20YORK,NY)	Graph	1	\$46,779.20	\$46,779.20	\$46,779.20	\$46,779.20
Totals	Graph	1	\$46,779.20	\$46,779.20	\$46,779.20	\$46,779.20

Latitude: 40.763719 Longitude: -73.967015

Employer Name/Worksite Address	Graph	Count	Mean Wage	Median Wage	Lowest Wage	Highest Wage
OCA BUILDERS INC, 791 LEXINGTON AVENUE, NEW YORK, NY (https://www.google.com/maps/place/791%20LEXINGTON%20AVENUE,NEW%20YORK,NY)	Graph	2	\$43,732.80	\$40,000.00	\$40,000.00	\$47,465.60
Totals	Graph	2	\$43,732.80	\$40,000.00	\$40,000.00	\$47,465.60

Employer Name/Worksite Address	Graph	Count	Mean Wage	Median Wage	Lowest Wage	Highest Wage
OCA BUILDERS INC, 791 LEXINGTON AVENUE STE 3F, NEW YORK, NY (https://www.google.com/maps/place/791%20LEXINGTON%20AVENUE%20STE%203F,NEW%20YORK,NY)	Graph	2	\$43,732.80	\$40,000.00	\$40,000.00	\$47,465.60
Totals	Graph	2	\$43,732.80	\$40,000.00	\$40,000.00	\$47,465.60

Latitude: 40.763721 Longitude: -73.95596

Employer Name/Worksite Address	Graph	Count	Mean Wage	Median Wage	Lowest Wage	Highest Wage
THE ROCKEFELLER UNIVERSITY, 1230 YORK AVENUE, NEW YORK, NY (https://www.google.com/maps/place/1230%20YORK%20AVENUE,NEW%20YORK,NY)	Graph	47	\$76,729.98	\$63,530.00	\$49,275.20	\$150,000.00
Totals	Graph	47	\$76,729.98	\$63,530.00	\$49,275.20	\$150,000.00

Employer Name/Worksite Address	Graph	Count	Mean Wage	Median Wage	Lowest Wage	Highest Wage
THE POPULATION COUNCIL, INC., 1230 YORK AVENUE, NEW YORK, NY (https://www.google.com/maps/place/1230%20YORK%20AVENUE,NEW%20YORK,NY)	Graph	1	\$62,220.00	\$62,220.00	\$62,220.00	\$62,220.00
Totals	Graph	1	\$62,220.00	\$62,220.00	\$62,220.00	\$62,220.00

Latitude: 40.763746 Longitude: -73.772421

Employer Name/Worksite Address	Graph	Count	Mean Wage	Median Wage	Lowest Wage	Highest Wage
ASIAN-AMERICAN COALITION FOR EDUCATION, 211 17 46TH ROAD, 2ND FL, BAYSIDE, NY (https://www.google.com/maps/place/211%2017%2046TH%20ROAD,%202ND%20FL,BAYSIDE,NY)	Graph	1	\$68,640.00	\$68,640.00	\$68,640.00	\$68,640.00
GOLDEN TRAVEL PEERS USA INC., 3808 BELL BLVD FLR 2, BAYSIDE, NY (https://www.google.com/maps/place/3808%20BELL%20BLVD%20FLR%202,BAYSIDE,NY)	Graph	3	\$54,378.00	\$56,160.00	\$40,414.00	\$66,560.00
Totals	Graph	4	\$57,943.50	\$56,160.00	\$40,414.00	\$68,640.00

Employer Name/Worksite Address	Graph	Count	Mean Wage	Median Wage	Lowest Wage	Highest Wage
ASIAN-AMERICAN COALITION FOR EDUCATION, 211 17 46TH ROAD, 2ND FL, BAYSIDE, NY (https://www.google.com/maps/place/211%2017%2046TH%20ROAD,%202ND%20FL,BAYSIDE,NY)	Graph	1	\$68,640.00	\$68,640.00	\$68,640.00	\$68,640.00
IMMANUEL,INC, 213-01 NORTHERN BLVD., BAYSIDE, NY (https://www.google.com/maps/place/213-01%20NORTHERN%20BLVD.,BAYSIDE,NY)	Graph	1	\$47,000.00	\$47,000.00	\$47,000.00	\$47,000.00
VIENNA MUSIC LLC, 41-08 BELL BLVD, BAYSIDE, NY (https://www.google.com/maps/place/41-08%20BELL%20BLVD,BAYSIDE,NY)	Graph	1	\$28,142.40	\$28,142.40	\$28,142.40	\$28,142.40
ESTHER HA FOUNDATION, INC., 217-04 NORTHERN BLVD, BAYSIDE, NY (https://www.google.com/maps/place/217-04%20NORTHERN%20BLVD,BAYSIDE,NY)	Graph	2	\$38,147.00	\$38,147.00	\$38,147.00	\$38,147.00
IMMANUEL,INC, 213-03 NORTHERN BLVD., BAYSIDE, NY (https://www.google.com/maps/place/213-03%20NORTHERN%20BLVD.,BAYSIDE,NY)	Graph	2	\$47,000.00	\$47,000.00	\$47,000.00	\$47,000.00
GOLDEN TRAVEL PEERS USA INC., 3808 BELL BLVD FLR 2, BAYSIDE, NY (https://www.google.com/maps/place/3808%20BELL%20BLVD%20FLR%202,BAYSIDE,NY)	Graph	3	\$54,378.00	\$56,160.00	\$40,414.00	\$66,560.00
Totals	Graph	10	\$47,721.04	\$47,000.00	\$28,142.40	\$68,640.00

Latitude: 40.763853 Longitude: -73.973243

Employer Name/Worksite Address	Graph	Count	Mean Wage	Median Wage	Lowest Wage	Highest Wage
BARON CAPITAL, INC., 767 FIFTH AVENUE, 49TH FLOOR, NEW YORK, NY (https://www.google.com/maps/place/767%20FIFTH%20AVENUE,%2049TH%20FLOOR,NEW%20YORK,NY)	Graph	1	\$140,000.00	\$140,000.00	\$140,000.00	\$140,000
BLUECREST CAPITAL MANAGEMENT (NEW YORK) LP, 767 5TH AVENUE, NEW YORK, NY (https://www.google.com/maps/place/767%205TH%20AVENUE,NEW%20YORK,NY)	Graph	1	\$150,000.00	\$150,000.00	\$150,000.00	\$150,000
BLUECREST CAPITAL MANAGEMENT (NEW YORK) LP, 767 FIFTH AVENUE, NEW YORK, NY (https://www.google.com/maps/place/767%20FIFTH%20AVENUE,NEW%20YORK,NY)	Graph	1	\$100,000.00	\$100,000.00	\$100,000.00	\$100,000

Employer Name/Employer Address	Graph	Count	Mean Wage	Median Wage	Lowest Wage	Highest Wage
BLUECREST CAPITAL MANAGEMENT (NEW YORK) LP, FLOOR 9, NEW YORK, NY (https://www.google.com/maps/place/FLOOR%209,NEW%20YORK,NY)	Graph	1	\$140,000.00	\$140,000.00	\$140,000.00	\$140,000
CONTINENTAL GRAIN COMPANY, 767 FIFTH AVENUE, NEW YORK, NY (https://www.google.com/maps/place/767%20FIFTH%20AVENUE,NEW%20YORK,NY)	Graph	1	\$145,000.00	\$145,000.00	\$145,000.00	\$145,000
CROWN RETAIL SERVICES LLC, 767 FIFTH AVENUE, 24TH FLOOR, NEW YORK, NY (https://www.google.com/maps/place/767%20FIFTH%20AVENUE,%2024TH%20FLOOR,NEW%20YORK,NY)	Graph	1	\$86,000.00	\$86,000.00	\$86,000.00	\$86,000.
EG MARKET TECHNOLOGIES LLC, 767 FIFTH AVENUE, NEW YORK, NY (https://www.google.com/maps/place/767%20FIFTH%20AVENUE,NEW%20YORK,NY)	Graph	1	\$115,000.00	\$115,000.00	\$115,000.00	\$115,000
ELC MANAGEMENT LLC, 767 5TH AVENUE, NEW YORK, NY (https://www.google.com/maps/place/767%205TH%20AVENUE,NEW%20YORK,NY)	Graph	1	\$65,748.80	\$65,748.80	\$65,748.80	\$65,748.
ENGINEERS GATE MANAGER LP, 767 FIFTH AVE, NEW YORK, NY (https://www.google.com/maps/place/767%20FIFTH%20AVE,NEW%20YORK,NY)	Graph	1	\$150,000.00	\$150,000.00	\$150,000.00	\$150,000
ENGINEERS GATE MANAGER LP, 767 FIFTH AVENUE, NEW YORK, NY (https://www.google.com/maps/place/767%20FIFTH%20AVENUE,NEW%20YORK,NY)	Graph	1	\$95,000.00	\$95,000.00	\$95,000.00	\$95,000.
ITAU BBA USA SECURITIES INC., 767 FIFTH AVENUE, NEW YORK, NY (https://www.google.com/maps/place/767%20FIFTH%20AVENUE,NEW%20YORK,NY)	Graph	1	\$220,000.00	\$220,000.00	\$220,000.00	\$220,000
ITAU BBA USA SECURITIES, INC., 767 FIFTH AVENUE, NEW YORK, NY (https://www.google.com/maps/place/767%20FIFTH%20AVENUE,NEW%20YORK,NY)	Graph	1	\$175,000.00	\$175,000.00	\$175,000.00	\$175,000
ITAU UNIBANCO SA NEW YORK BANCH, 767 FIFTH AVENUE, NEW YORK, NY (https://www.google.com/maps/place/767%20FIFTH%20AVENUE,NEW%20YORK,NY)	Graph	1	\$70,000.00	\$70,000.00	\$70,000.00	\$70,000.
PWP EMPLOYER, LP, 767 FIFTH AVENUE, NEW YORK, NY (https://www.google.com/maps/place/767%20FIFTH%20AVENUE,NEW%20YORK,NY)	Graph	1	\$175,000.00	\$175,000.00	\$175,000.00	\$175,000
RESERVOIR OPERATIONS, L.P., 767 FIFTH AVENUE, NEW YORK, NY (https://www.google.com/maps/place/767%20FIFTH%20AVENUE,NEW%20YORK,NY)	Graph	1	\$150,000.00	\$150,000.00	\$150,000.00	\$150,000
SEVEN VALLEYS LLC, 767 FIFTH AVENUE, NEW YORK, NY (https://www.google.com/maps/place/767%20FIFTH%20AVENUE,NEW%20YORK,NY)	Graph	1	\$100,000.00	\$100,000.00	\$100,000.00	\$100,000
SILVER RIDGE ASSET MANAGEMENT US LP, 767 FIFTH AVENUE, NEW YORK, NY (https://www.google.com/maps/place/767%20FIFTH%20AVENUE,NEW%20YORK,NY)	Graph	1	\$137,000.00	\$137,000.00	\$137,000.00	\$137,000
SWW CREATIVE LLC, 767 5TH AVENUE, NEW YORK, NY (https://www.google.com/maps/place/767%205TH%20AVENUE,NEW%20YORK,NY)	Graph	1	\$39,000.00	\$39,000.00	\$39,000.00	\$39,000.
YORK CAPITAL MANAGEMENT (US) ADVISORS, L.P., 767 FIFTH AVENUE, NEW YORK, NY (https://www.google.com/maps/place/767%20FIFTH%20AVENUE,NEW%20YORK,NY)	Graph	1	\$200,000.00	\$200,000.00	\$200,000.00	\$200,000
BLUECREST CAPITAL MANAGEMENT (NEW YORK) LP, 12TH FLOOR, NEW YORK, NY (https://www.google.com/maps/place/12TH%20FLOOR,NEW%20YORK,NY)	Graph	2	\$167,500.00	\$135,000.00	\$135,000.00	\$200,000
PERELLA WEINBERG PARTNERS GROUP LP, 767 5TH AVENUE, NEW YORK, NY (https://www.google.com/maps/place/767%205TH%20AVENUE,NEW%20YORK,NY)	Graph	2	\$159,333.00	\$78,666.00	\$78,666.00	\$240,000
PWP EMPLOYER LP, 767 5TH AVENUE, NEW YORK, NY (https://www.google.com/maps/place/767%205TH%20AVENUE,NEW%20YORK,NY)	Graph	2	\$225,000.00	\$225,000.00	\$225,000.00	\$225,000
YORK CAPITAL MANAGEMENT (US) ADVISORS, L.P., 767 5TH AVENUE, NEW YORK, NY (https://www.google.com/maps/place/767%205TH%20AVENUE,NEW%20YORK,NY)	Graph	2	\$142,500.00	\$125,000.00	\$125,000.00	\$160,000
MCL CORPORATION, 767 FIFTH AVENUE, NEW YORK, NY (https://www.google.com/maps/place/767%20FIFTH%20AVENUE,NEW%20YORK,NY)	Graph	3	\$150,000.00	\$150,000.00	\$150,000.00	\$150,000
PWP EMPLOYER LP, 767 FIFTH AVENUE, NEW YORK, NY (https://www.google.com/maps/place/767%20FIFTH%20AVENUE,NEW%20YORK,NY)	Graph	6	\$120,958.17	\$95,000.00	\$65,749.00	\$225,000
WEIL, GOTSHAL & MANGES LLP, 767 FIFTH AVENUE, NEW YORK, NY (https://www.google.com/maps/place/767%20FIFTH%20AVENUE,NEW%20YORK,NY)	Graph	22	\$207,954.55	\$190,000.00	\$180,000.00	\$260,000
Totals	Graph	58	\$165,382.13	\$175,000.00	\$39,000.00	\$260,000

Employer Name/Worksite Address	Graph	Count	Mean Wage	Median Wage	Lowest Wage	Highest Wage
BLUECREST CAPITAL MANAGEMENT (NEW YORK) LP, FLOOR 9, NEW YORK, NY (https://www.google.com/maps/place/FLOOR%209,NEW%20YORK,NY)	Graph	1	\$140,000.00	\$140,000.00	\$140,000.00	\$140,000
CROWN RETAIL SERVICES LLC, 767 FIFTH AVENUE, 24TH FLOOR, NEW YORK, NY (https://www.google.com/maps/place/767%20FIFTH%20AVENUE,%2024TH%20FLOOR,NEW%20YORK,NY)	Graph	1	\$86,000.00	\$86,000.00	\$86,000.00	\$86,000.
ENGINEERS GATE MANAGER LP, 767 FIFTH AVE, NEW YORK, NY (https://www.google.com/maps/place/767%20FIFTH%20AVE,NEW%20YORK,NY)	Graph	1	\$150,000.00	\$150,000.00	\$150,000.00	\$150,000

Employer Name/Worksite Address	Graph	Count	Mean Wage	Median Wage	Lowest Wage	Highest Wage
BANK OF AMERICA N.A., 767 5TH AVE., NEW YORK, NY (https://www.google.com/maps/place/767%205TH%20AVE.,NEW%20YORK,NY)	Graph	2	\$114,000.00	\$94,000.00	\$94,000.00	\$134,000
YORK CAPITAL MANAGEMENT (US) ADVISORS, L.P., 767 5TH AVE, NEW YORK, NY (https://www.google.com/maps/place/767%205TH%20AVE,NEW%20YORK,NY)	Graph	3	\$138,125.00	\$129,375.00	\$125,000.00	\$160,000
PERELLA WEINBERG PARTNERS GROUP LP, 767 5TH AVENUE, NEW YORK, NY (https://www.google.com/maps/place/767%205TH%20AVENUE,NEW%20YORK,NY)	Graph	40	\$115,511.05	\$97,822.00	\$39,000.00	\$303,750
ITAU BBA USA SECURITIES INC., 767 FIFTH AVENUE, NEW YORK, NY (https://www.google.com/maps/place/767%20FIFTH%20AVENUE,NEW%20YORK,NY)	Graph	65	\$165,832.29	\$175,000.00	\$50,000.00	\$303,750
Totals	Graph	113	\$145,291.29	\$134,000.00	\$39,000.00	\$303,750

Latitude: 40.763896 Longitude: -73.808785

Employer Name/Employer Address	Graph	Count	Mean Wage	Median Wage	Lowest Wage	Highest Wage
HAR NORTHERN LLC., 156-40 NORTHERN BLVD, FLUSHING, NY (https://www.google.com/maps/place/156-40%20NORTHERN%20BLVD,FLUSHING,NY)	Graph	1	\$55,744.00	\$55,744.00	\$55,744.00	\$55,744.00
HAR NORTHERN INC., 156-40 NORTHERN BLVD, FLUSHING, NY (https://www.google.com/maps/place/156-40%20NORTHERN%20BLVD,FLUSHING,NY)	Graph	2	\$55,744.00	\$55,744.00	\$55,744.00	\$55,744.00
Totals	Graph	3	\$55,744.00	\$55,744.00	\$55,744.00	\$55,744.00

Employer Name/Worksite Address	Graph	Count	Mean Wage	Median Wage	Lowest Wage	Highest Wage
HAR NORTHERN LLC., 156-40 NORTHERN BLVD, FLUSHING, NY (https://www.google.com/maps/place/156-40%20NORTHERN%20BLVD,FLUSHING,NY)	Graph	3	\$55,744.00	\$55,744.00	\$55,744.00	\$55,744.00
Totals	Graph	3	\$55,744.00	\$55,744.00	\$55,744.00	\$55,744.00

Latitude: 40.763926 Longitude: -73.978182

Employer Name/Employer Address	Graph	Count	Mean Wage	Median Wage	Lowest Wage	Highest Wage
LE PARKER MERIDIEN NEW YORK, 119 WEST 56TH STREET, NEW YORK, NY (https://www.google.com/maps/place/119%20WEST%2056TH%20STREET,NEW%20YORK,NY)	Graph	1	\$59,000.00	\$59,000.00	\$59,000.00	\$59,000.00
Totals	Graph	1	\$59,000.00	\$59,000.00	\$59,000.00	\$59,000.00

Employer Name/Worksite Address	Graph	Count	Mean Wage	Median Wage	Lowest Wage	Highest Wage
LE PARKER MERIDIEN NEW YORK, 119 WEST 56TH STREET, NEW YORK, NY (https://www.google.com/maps/place/119%20WEST%2056TH%20STREET,NEW%20YORK,NY)	Graph	1	\$59,000.00	\$59,000.00	\$59,000.00	\$59,000.00
Totals	Graph	1	\$59,000.00	\$59,000.00	\$59,000.00	\$59,000.00

Latitude: 40.763989 Longitude: -73.97104

Employer Name/Employer Address	Graph	Count	Mean Wage	Median Wage	Lowest Wage	Highest Wage
ROBERT BURKE ASSOCIATES INC., 645 MADISON AVE., NEW YORK, NY (https://www.google.com/maps/place/645%20MADISON%20AVE.,NEW%20YORK,NY)	Graph	1	\$50,000.00	\$50,000.00	\$50,000.00	\$50,000.00
Totals	Graph	1	\$50,000.00	\$50,000.00	\$50,000.00	\$50,000.00

Employer Name/Worksite Address	Graph	Count	Mean Wage	Median Wage	Lowest Wage	Highest Wage
ROBERT BURKE ASSOCIATES INC., 645 MADISON AVE., NEW YORK, NY (https://www.google.com/maps/place/645%20MADISON%20AVE.,NEW%20YORK,NY)	Graph	1	\$50,000.00	\$50,000.00	\$50,000.00	\$50,000.00
Totals	Graph	1	\$50,000.00	\$50,000.00	\$50,000.00	\$50,000.00

Latitude: 40.763994 Longitude: -73.986094

Employer Name/Employer Address	Graph	Count	Mean Wage	Median Wage	Lowest Wage	Highest Wage
INGREDIENTRADE.COM, INC., 333 WEST 52ND STREET, NEW YORK, NY (https://www.google.com/maps/place/333%20WEST%2052ND%20STREET,NEW%20YORK,NY)	Graph	1	\$73,600.00	\$73,600.00	\$73,600.00	\$73,600.00
Totals	Graph	1	\$73,600.00	\$73,600.00	\$73,600.00	\$73,600.00

Employer Name/Worksite Address	Graph	Count	Mean Wage	Median Wage	Lowest Wage	Highest Wage
INGREDIENTRADE.COM, INC., 333 WEST 52ND STREET, NEW YORK, NY (https://www.google.com/maps/place/333%20WEST%2052ND%20STREET,NEW%20YORK,NY)	Graph	1	\$73,600.00	\$73,600.00	\$73,600.00	\$73,600.00
Totals	Graph	1	\$73,600.00	\$73,600.00	\$73,600.00	\$73,600.00

Latitude: 40.764047 Longitude: -73.994338

Employer Name/Employer Address	Graph	Count	Mean Wage	Median Wage	Lowest Wage	Highest Wage
SCHEIMPFLUG PHOTO EQUIPMENT CO. LLC, 546 W 48TH STREET, NEW YORK, NY (https://www.google.com/maps/place/546%20W%2048TH%20STREET,NEW%20YORK,NY)	Graph	2	\$62,004.80	\$60,008.00	\$60,008.00	\$64,001.60
Totals	Graph	2	\$62,004.80	\$60,008.00	\$60,008.00	\$64,001.60

Employer Name/Worksite Address	Graph	Count	Mean Wage	Median Wage	Lowest Wage	Highest Wage
SCHEIMPFLUG PHOTO EQUIPMENT CO. LLC, 546 W 48TH STREET, NEW YORK, NY (https://www.google.com/maps/place/546%20W%2048TH%20STREET,NEW%20YORK,NY)	Graph	2	\$62,004.80	\$60,008.00	\$60,008.00	\$64,001.60
Totals	Graph	2	\$62,004.80	\$60,008.00	\$60,008.00	\$64,001.60

Latitude: 40.764055 Longitude: -73.970739

Employer Name/Employer Address	Graph	Count	Mean Wage	Median Wage	Lowest Wage	Highest Wage
COMPLETE WELLNESS MEDICAL PC, 30 E. 60TH STREET, NEW YORK, NY (https://www.google.com/maps/place/30%20E.%2060TH%20STREET,NEW%20YORK,NY)	Graph	1	\$150,000.00	\$150,000.00	\$150,000.00	\$150,000.00
FRENCH INSTITUTE ALLIANCE FRANCAISE, 22 EAST 60TH STREET, NEW YORK CITY, NY (https://www.google.com/maps/place/22%20EAST%2060TH%20STREET,NEW%20YORK%20CITY,NY)	Graph	1	\$100,000.00	\$100,000.00	\$100,000.00	\$100,000.00
FRENCH INSTITUTE ALLIANCE FRANCAISE, 22 EAST 60TH STREET, NEW YORK, NY (https://www.google.com/maps/place/22%20EAST%2060TH%20STREET,NEW%20YORK,NY)	Graph	1	\$75,000.00	\$75,000.00	\$75,000.00	\$75,000.00
Totals	Graph	3	\$108,333.33	\$100,000.00	\$75,000.00	\$150,000.00

Employer Name/Worksite Address	Graph	Count	Mean Wage	Median Wage	Lowest Wage	Highest Wage
COMPLETE WELLNESS MEDICAL PC, 30 E. 60TH STREET, NEW YORK, NY (https://www.google.com/maps/place/30%20E.%2060TH%20STREET,NEW%20YORK,NY)	Graph	1	\$150,000.00	\$150,000.00	\$150,000.00	\$150,000.00
FRENCH INSTITUTE ALLIANCE FRANCAISE, 22 EAST 60TH STREET, NEW YORK CITY, NY (https://www.google.com/maps/place/22%20EAST%2060TH%20STREET,NEW%20YORK%20CITY,NY)	Graph	1	\$100,000.00	\$100,000.00	\$100,000.00	\$100,000.00
FRENCH INSTITUTE ALLIANCE FRANCAISE, 22 EAST 60TH STREET, NEW YORK, NY (https://www.google.com/maps/place/22%20EAST%2060TH%20STREET,NEW%20YORK,NY)	Graph	1	\$75,000.00	\$75,000.00	\$75,000.00	\$75,000.00
Totals	Graph	3	\$108,333.33	\$100,000.00	\$75,000.00	\$150,000.00

Latitude: 40.764065 Longitude: -73.966548

Employer Name/Employer Address	Graph	Count	Mean Wage	Median Wage	Lowest Wage	Highest Wage
--------------------------------	-------	-------	-----------	-------------	-------------	--------------

Employer Name/Employer Address	Graph	Count	Mean Wage	Median Wage	Lowest Wage	Highest Wage
VOLTZ CLARKE CONTEMPORARY, INC., 141 EAST 62ND STREET, 2ND FLOOR, NEW YORK, NY (https://www.google.com/maps/place/141%20EAST%2062ND%20STREET,2ND%20FLOOR,NEW%20YORK,NY)	Graph	1	\$47,403.20	\$47,403.20	\$47,403.20	\$47,403.20
Totals	Graph	1	\$47,403.20	\$47,403.20	\$47,403.20	\$47,403.20

Employer Name/Worksite Address	Graph	Count	Mean Wage	Median Wage	Lowest Wage	Highest Wage
VOLTZ CLARKE CONTEMPORARY, INC., 141 EAST 62ND STREET, 2ND FLOOR, NEW YORK, NY (https://www.google.com/maps/place/141%20EAST%2062ND%20STREET,2ND%20FLOOR,NEW%20YORK,NY)	Graph	1	\$47,403.20	\$47,403.20	\$47,403.20	\$47,403.20
Totals	Graph	1	\$47,403.20	\$47,403.20	\$47,403.20	\$47,403.20

Latitude: 40.764065 Longitude: -73.830494

Employer Name/Worksite Address	Graph	Count	Mean Wage	Median Wage	Lowest Wage	Highest Wage
SSAG GROUP INC, 35-22 LINDEN PL, FLUSHING, NY (https://www.google.com/maps/place/35-22%20LINDEN%20PL,FLUSHING,NY)	Graph	1	\$45,760.00	\$45,760.00	\$45,760.00	\$45,760.00
SSAG GROUP INC, 35-22 LINDEN PLACE, FLUSHING, NY (https://www.google.com/maps/place/35-22%20LINDEN%20PLACE,FLUSHING,NY)	Graph	1	\$109,200.00	\$109,200.00	\$109,200.00	\$109,200.00
Totals	Graph	2	\$77,480.00	\$45,760.00	\$45,760.00	\$109,200.00

Latitude: 40.764103 Longitude: -73.423608

Employer Name/Worksite Address	Graph	Count	Mean Wage	Median Wage	Lowest Wage	Highest Wage
ERNST & YOUNG U.S. LLP, 515 BROADHOLLOW ROAD, MELVILLE, NY (https://www.google.com/maps/place/515%20BROADHOLLOW%20ROAD,MELVILLE,NY)	Graph	1	\$135,000.00	\$135,000.00	\$135,000.00	\$135,000.00
Totals	Graph	1	\$135,000.00	\$135,000.00	\$135,000.00	\$135,000.00

Latitude: 40.76416 Longitude: -73.971079

Employer Name/Worksite Address	Graph	Count	Mean Wage	Median Wage	Lowest Wage	Highest Wage
RALPH LAUREN CORPORATION, 650 MADISON AVENUE, NEW YORK, NY (https://www.google.com/maps/place/650%20MADISON%20AVENUE,NEW%20YORK,NY)	Graph	3	\$102,333.33	\$56,000.00	\$51,000.00	\$200,000.00
Totals	Graph	3	\$102,333.33	\$56,000.00	\$51,000.00	\$200,000.00

Latitude: 40.764168 Longitude: -73.974457

Employer Name/Worksite Address	Graph	Count	Mean Wage	Median Wage	Lowest Wage	Highest Wage
768 FIFTH AVENUE, LLC, 1 WEST 58TH STREET, NEW YORK, NY (https://www.google.com/maps/place/1%20WEST%2058TH%20STREET,NEW%20YORK,NY)	Graph	1	\$46,820.80	\$46,820.80	\$46,820.80	\$46,820.80
Totals	Graph	1	\$46,820.80	\$46,820.80	\$46,820.80	\$46,820.80

Employer Name/Worksite Address	Graph	Count	Mean Wage	Median Wage	Lowest Wage	Highest Wage
768 FIFTH AVENUE, LLC, 1 WEST 58TH STREET, NEW YORK, NY (https://www.google.com/maps/place/1%20WEST%2058TH%20STREET,NEW%20YORK,NY)	Graph	1	\$46,820.80	\$46,820.80	\$46,820.80	\$46,820.80
Totals	Graph	1	\$46,820.80	\$46,820.80	\$46,820.80	\$46,820.80

Latitude: 40.764229 Longitude: -73.988943

Employer Name/Employer Address	Graph	Count	Mean Wage	Median Wage	Lowest Wage	Highest Wage
EVERY NATION NEW YORK CITY INC, 414 WEST 51ST STREET, NEW YORK, NY (https://www.google.com/maps/place/414%20WEST%2051ST%20STREET,NEW%20YORK,NY)	Graph	1	\$55,764.80	\$55,764.80	\$55,764.80	\$55,764.80
Totals	Graph	1	\$55,764.80	\$55,764.80	\$55,764.80	\$55,764.80

Employer Name/Worksite Address	Graph	Count	Mean Wage	Median Wage	Lowest Wage	Highest Wage
EVERY NATION NEW YORK CITY INC, 414 WEST 51ST STREET, NEW YORK, NY (https://www.google.com/maps/place/414%20WEST%2051ST%20STREET,NEW%20YORK,NY)	Graph	1	\$55,764.80	\$55,764.80	\$55,764.80	\$55,764.80
Totals	Graph	1	\$55,764.80	\$55,764.80	\$55,764.80	\$55,764.80

Latitude: 40.764236 Longitude: -73.955739

Employer Name/Worksite Address	Graph	Count	Mean Wage	Median Wage	Lowest Wage	Highest Wage
MEMORIAL SLOAN-KETTERING CANCER CENTER, 1275 YORK AVENUE, NEWYORK, NY (https://www.google.com/maps/place/1275%20YORK%20AVENUE,NEWYORK,NY)	Graph	1	\$79,152.00	\$79,152.00	\$79,152.00	\$79,152.00
MEMORIAL SLOAN-KETTERING CANCER CENTER, 1275 YORK AVENUE, NEW YORK, NY (https://www.google.com/maps/place/1275%20YORK%20AVENUE,NEW%20YORK,NY)	Graph	128	\$95,732.86	\$70,498.00	\$39,293.00	\$345,500.00
Totals	Graph	129	\$95,604.33	\$72,149.00	\$39,293.00	\$345,500.00

Latitude: 40.764239 Longitude: -73.981192

Employer Name/Employer Address	Graph	Count	Mean Wage	Median Wage	Lowest Wage	Highest Wage
ADAMS HOTELS INTERNATIONAL LLC, 200 W 55TH ST., NEW YORK, NY (https://www.google.com/maps/place/200%20W%2055TH%20ST.,NEW%20YORK,NY)	Graph	1	\$57,500.00	\$57,500.00	\$57,500.00	\$57,500.00
DREAM HOTEL GROUP LLC, 200 WEST 55TH STREET, NEW YORK, NY (https://www.google.com/maps/place/200%20WEST%2055TH%20STREET,NEW%20YORK,NY)	Graph	1	\$90,000.00	\$90,000.00	\$90,000.00	\$90,000.00
DREAM HOTEL GROUP, 200 WEST 55TH STREET, NEW YORK, NY (https://www.google.com/maps/place/200%20WEST%2055TH%20STREET,NEW%20YORK,NY)	Graph	1	\$95,000.00	\$95,000.00	\$95,000.00	\$95,000.00
DREAM HOTEL GROUP, 200 WEST 55TH STREET, NEW YORK,, NY (https://www.google.com/maps/place/200%20WEST%2055TH%20STREET,NEW%20YORK,,NY)	Graph	1	\$140,000.00	\$140,000.00	\$140,000.00	\$140,000.00
Totals	Graph	4	\$95,625.00	\$90,000.00	\$57,500.00	\$140,000.00

Employer Name/Worksite Address	Graph	Count	Mean Wage	Median Wage	Lowest Wage	Highest Wage
DREAM HOTEL GROUP, 200 WEST 55TH STREET, NEW YORK,, NY (https://www.google.com/maps/place/200%20WEST%2055TH%20STREET,NEW%20YORK,,NY)	Graph	1	\$140,000.00	\$140,000.00	\$140,000.00	\$140,000.00
DREAM HOTEL GROUP, 200 WEST 55TH STREET, NEW YORK, NY (https://www.google.com/maps/place/200%20WEST%2055TH%20STREET,NEW%20YORK,NY)	Graph	2	\$92,500.00	\$90,000.00	\$90,000.00	\$95,000.00
Totals	Graph	3	\$108,333.33	\$95,000.00	\$90,000.00	\$140,000.00

Latitude: 40.76424 Longitude: -73.983135

Employer Name/Employer Address	Graph	Count	Mean Wage	Median Wage	Lowest Wage	Highest Wage
BARLCAY INVESTMENTS LLC, 254 WEST 54TH STREET, NEW YORK, NY (https://www.google.com/maps/place/254%20WEST%2054TH%20STREET,NEW%20YORK,NY)	Graph	1	\$67,500.00	\$67,500.00	\$67,500.00	\$67,500.00
GROOP INTERNET PLATFORM INC., 254 W 54TH STREET, FLOOR 13, NEW YORK, NY (https://www.google.com/maps/place/254%20W%2054TH%20STREET,%20FLOOR%2013,NEW%20YORK,NY)	Graph	1	\$90,000.00	\$90,000.00	\$90,000.00	\$90,000.00
Totals	Graph	2	\$78,750.00	\$67,500.00	\$67,500.00	\$90,000.00

Employer Name/Worksite Address	Graph	Count	Mean Wage	Median Wage	Lowest Wage	Highest Wage
GROOP INTERNET PLATFORM INC., 254 W 54TH STREET, FLOOR 13, NEW YORK, NY (https://www.google.com/maps/place/254%20W%2054TH%20STREET,%20FLOOR%2013,NEW%20YORK,NY)	Graph	1	\$90,000.00	\$90,000.00	\$90,000.00	\$90,000.00
GROOP INTERNET PLATFORM INC., 254 WEST 54TH STREET, NEW YORK, NY (https://www.google.com/maps/place/254%20WEST%2054TH%20STREET,NEW%20YORK,NY)	Graph	3	\$99,166.67	\$67,500.00	\$55,000.00	\$175,000.00
Totals	Graph	4	\$96,875.00	\$67,500.00	\$55,000.00	\$175,000.00

Latitude: 40.764258 Longitude: -73.971222

Employer Name/Employer Address	Graph	Count	Mean Wage	Median Wage	Lowest Wage	Highest Wage
BANDSTYLE COMMUNICATIONS LLC, 14 EAST 60TH STREET, NEW YORK, NY (https://www.google.com/maps/place/14%20EAST%2060TH%20STREET,NEW%20YORK,NY)	Graph	1	\$45,000.00	\$45,000.00	\$45,000.00	\$45,000.00
BRANDSTYLE COMMUNICATIONS LLC, 14 EAST 60TH STREET, NEW YORK, NY (https://www.google.com/maps/place/14%20EAST%2060TH%20STREET,NEW%20YORK,NY)	Graph	1	\$45,000.00	\$45,000.00	\$45,000.00	\$45,000.00
MC CAPITAL GROUP LTD., 14 E. 60TH STREET, NEW YORK, NY (https://www.google.com/maps/place/14%20E.%2060TH%20STREET,NEW%20YORK,NY)	Graph	1	\$84,000.00	\$84,000.00	\$84,000.00	\$84,000.00
Totals	Graph	3	\$58,000.00	\$45,000.00	\$45,000.00	\$84,000.00

Employer Name/Worksite Address	Graph	Count	Mean Wage	Median Wage	Lowest Wage	Highest Wage
MC CAPITAL GROUP LTD., 14 E. 60TH STREET, NEW YORK, NY (https://www.google.com/maps/place/14%20E.%2060TH%20STREET,NEW%20YORK,NY)	Graph	1	\$84,000.00	\$84,000.00	\$84,000.00	\$84,000.00
BANDSTYLE COMMUNICATIONS LLC, 14 EAST 60TH STREET, NEW YORK, NY (https://www.google.com/maps/place/14%20EAST%2060TH%20STREET,NEW%20YORK,NY)	Graph	2	\$45,000.00	\$45,000.00	\$45,000.00	\$45,000.00
Totals	Graph	3	\$58,000.00	\$45,000.00	\$45,000.00	\$84,000.00

Latitude: 40.764269 Longitude: -73.979336

Employer Name/Employer Address	Graph	Count	Mean Wage	Median Wage	Lowest Wage	Highest Wage
ATHENA EDUCATION GROUP, 156 WEST 56TH STREET, NEW YORK, NY (https://www.google.com/maps/place/156%20WEST%2056TH%20STREET,NEW%20YORK,NY)	Graph	1	\$54,000.00	\$54,000.00	\$54,000.00	\$54,000.00
HUDSON PUBLISHING LLC, 156 WEST 56TH STREET, NEW YORK, NY (https://www.google.com/maps/place/156%20WEST%2056TH%20STREET,NEW%20YORK,NY)	Graph	1	\$80,000.00	\$80,000.00	\$80,000.00	\$80,000.00
LEPERCQ DE NEUFLIZE & CO., 156 WEST 56TH STREET, NEW YORK, NY (https://www.google.com/maps/place/156%20WEST%2056TH%20STREET,NEW%20YORK,NY)	Graph	1	\$70,000.00	\$70,000.00	\$70,000.00	\$70,000.00
NEW YORK ROAD RUNNERS, INC., 156 WEST 56TH STREET, NEW YORK, NY (https://www.google.com/maps/place/156%20WEST%2056TH%20STREET,NEW%20YORK,NY)	Graph	1	\$70,000.00	\$70,000.00	\$70,000.00	\$70,000.00
WINDELS MARX LANE & MITTENDORF, LLP, 156 WEST 56TH STREET, NEW YORK, NY (https://www.google.com/maps/place/156%20WEST%2056TH%20STREET,NEW%20YORK,NY)	Graph	1	\$49,000.00	\$49,000.00	\$49,000.00	\$49,000.00
US-CHINA YOUTH EDUCATION SOLUTIONS FOUNDATION INC, 156 WEST 56TH STREET, NEW YORK, NY (https://www.google.com/maps/place/156%20WEST%2056TH%20STREET,NEW%20YORK,NY)	Graph	4	\$48,135.50	\$38,771.00	\$38,771.00	\$60,000.00
WAILIAN EDUCATION GROUP, INC., 156 WEST 56TH STREET, NEW YORK, NY (https://www.google.com/maps/place/156%20WEST%2056TH%20STREET,NEW%20YORK,NY)	Graph	4	\$49,170.45	\$48,000.00	\$38,917.00	\$55,764.80
Totals	Graph	13	\$54,786.45	\$54,000.00	\$38,771.00	\$80,000.00

Employer Name/Worksite Address	Graph	Count	Mean Wage	Median Wage	Lowest Wage	Highest Wage
SS&C TECHNOLOGIES, INC., 156 W 56TH STREET, NEW YORK, NY (https://www.google.com/maps/place/156%20W%2056TH%20STREET,NEW%20YORK,NY)	Graph	1	\$93,700.00	\$93,700.00	\$93,700.00	\$93,700.00
COMPASS LEXECON LLC, 156 WEST 56TH ST, NEW YORK, NY (https://www.google.com/maps/place/156%20WEST%2056TH%20ST,NEW%20YORK,NY)	Graph	2	\$124,789.50	\$111,051.00	\$111,051.00	\$138,528.00

Employer Name/Worksite Address	Graph	Count	Mean Wage	Median Wage	Lowest Wage	Highest Wage
SS&C TECHNOLOGIES HOLDINGS EUROPE S.A.R.L., 156 WEST 56TH STREET, NEW YORK, NY (https://www.google.com/maps/place/156%20WEST%2056TH%20STREET,NEW%20YORK,NY)	Graph	17	\$59,010.05	\$55,764.80	\$38,771.00	\$93,700.00
Totals	Graph	20	\$67,322.49	\$60,000.00	\$38,771.00	\$138,528.00

Latitude: 40.764271 Longitude: -73.970835

Employer Name/Employer Address	Graph	Count	Mean Wage	Median Wage	Lowest Wage	Highest Wage
LOEWS HOTEL HOLDING, INC., 655 MADISON AVENUE, NEW YORK, NY (https://www.google.com/maps/place/655%20MADISON%20AVENUE,NEW%20YORK,NY)	Graph	1	\$112,800.00	\$112,800.00	\$112,800.00	\$112,800.00
LOEWS CORPORATION, 655 MADISON AVENUE, NEW YORK, NY (https://www.google.com/maps/place/655%20MADISON%20AVENUE,NEW%20YORK,NY)	Graph	2	\$112,000.00	\$112,000.00	\$112,000.00	\$112,000.00
TARSIER LTD, 655 MADISON AVENUE, NEW YORK, NY (https://www.google.com/maps/place/655%20MADISON%20AVENUE,NEW%20YORK,NY)	Graph	3	\$56,804.93	\$65,748.80	\$38,917.00	\$65,749.00
Totals	Graph	6	\$84,535.80	\$65,749.00	\$38,917.00	\$112,800.00

Employer Name/Worksite Address	Graph	Count	Mean Wage	Median Wage	Lowest Wage	Highest Wage
LOEWS HOTEL HOLDING, INC., 655 MADISON AVENUE, NEW YORK, NY (https://www.google.com/maps/place/655%20MADISON%20AVENUE,NEW%20YORK,NY)	Graph	3	\$112,266.67	\$112,000.00	\$112,000.00	\$112,800.00
Totals	Graph	3	\$112,266.67	\$112,000.00	\$112,000.00	\$112,800.00

Latitude: 40.764281 Longitude: -73.955423

Employer Name/Worksite Address	Graph	Count	Mean Wage	Median Wage	Lowest Wage	Highest Wage
WEILL CORNELL MEDICAL COLLEGE, 525 EAST. 68TH STREET, NEW YORK, NY (https://www.google.com/maps/place/525%20EAST.%2068TH%20STREET,NEW%20YORK,NY)	Graph	2	\$200,000.00	\$200,000.00	\$200,000.00	\$200,000.00
WEILL CORNELL MEDICAL COLLEGE, 525 EAST 68TH STREET, NEW YORK, NY (https://www.google.com/maps/place/525%20EAST%2068TH%20STREET,NEW%20YORK,NY)	Graph	3	\$111,624.00	\$100,000.00	\$84,872.00	\$150,000.00
WEILL CORNELL MEDICAL COLLEGE, 525 E. 68TH STREET, NEW YORK, NY (https://www.google.com/maps/place/525%20E.%2068TH%20STREET,NEW%20YORK,NY)	Graph	5	\$138,495.20	\$150,000.00	\$47,476.00	\$250,000.00
Totals	Graph	10	\$142,734.80	\$150,000.00	\$47,476.00	\$250,000.00

Latitude: 40.764349 Longitude: -73.970941

Employer Name/Employer Address	Graph	Count	Mean Wage	Median Wage	Lowest Wage	Highest Wage
THE CAMBRIDGE STRATEGY (AMERICAS) LLC, 654 MADISON AVENUE, NEW YORK, NY (https://www.google.com/maps/place/654%20MADISON%20AVENUE,NEW%20YORK,NY)	Graph	1	\$98,072.00	\$98,072.00	\$98,072.00	\$98,072.00
THE GLOBAL LPG PARTNERSHIP, INC., 654 MADISON AVENUE, NEW YORK, NY (https://www.google.com/maps/place/654%20MADISON%20AVENUE,NEW%20YORK,NY)	Graph	1	\$74,500.00	\$74,500.00	\$74,500.00	\$74,500.00
Totals	Graph	2	\$86,286.00	\$74,500.00	\$74,500.00	\$98,072.00

Employer Name/Worksite Address	Graph	Count	Mean Wage	Median Wage	Lowest Wage	Highest Wage
EDITIONS DE PARFUMS LLC, 654 MADISON AVENUE, NEW YORK, NY (https://www.google.com/maps/place/654%20MADISON%20AVENUE,NEW%20YORK,NY)	Graph	2	\$91,750.00	\$74,500.00	\$74,500.00	\$109,000.00
Totals	Graph	2	\$91,750.00	\$74,500.00	\$74,500.00	\$109,000.00

Latitude: 40.764383 Longitude: -73.984498

Employer Name/Worksite Address	Graph	Count	Mean Wage	Median Wage	Lowest Wage	Highest Wage
VALUELABS, INC, 825, 8TH AVE, NEW YORK, NY (https://www.google.com/maps/place/825,%208TH%20AVE,NEW%20YORK,NY)	Graph	1	\$80,000.00	\$80,000.00	\$80,000.00	\$80,000.00
Totals	Graph	1	\$80,000.00	\$80,000.00	\$80,000.00	\$80,000.00

Latitude: 40.764393 Longitude: -73.297013

Employer Name/Worksite Address	Graph	Count	Mean Wage	Median Wage	Lowest Wage	Highest Wage
JAMCO AEROSPACE INC, 121 E INDUSTRY CT # A, DEER PARK, NY (https://www.google.com/maps/place/121%20E%20INDUSTRY%20CT%20#%20A,DEER%20PARK,NY)	Graph	1	\$63,000.00	\$63,000.00	\$63,000.00	\$63,000.00
Totals	Graph	1	\$63,000.00	\$63,000.00	\$63,000.00	\$63,000.00

Employer Name/Worksite Address	Graph	Count	Mean Wage	Median Wage	Lowest Wage	Highest Wage
JAMCO AEROSPACE INC, 121 E INDUSTRY CT # A, DEER PARK, NY (https://www.google.com/maps/place/121%20E%20INDUSTRY%20CT%20#%20A,DEER%20PARK,NY)	Graph	1	\$63,000.00	\$63,000.00	\$63,000.00	\$63,000.00
Totals	Graph	1	\$63,000.00	\$63,000.00	\$63,000.00	\$63,000.00

Latitude: 40.7644 Longitude: -73.988361

Employer Name/Worksite Address	Graph	Count	Mean Wage	Median Wage	Lowest Wage	Highest Wage
801-803LLC, 767 9TH AVE, NEW YORK, NY (https://www.google.com/maps/place/767%209TH%20AVE,NEW%20YORK,NY)	Graph	2	\$61,973.60	\$58,198.40	\$58,198.40	\$65,748.80
Totals	Graph	2	\$61,973.60	\$58,198.40	\$58,198.40	\$65,748.80

Employer Name/Worksite Address	Graph	Count	Mean Wage	Median Wage	Lowest Wage	Highest Wage
801-803LLC, 767 9TH AVENUE, NEW YORK, NY (https://www.google.com/maps/place/767%209TH%20AVENUE,NEW%20YORK,NY)	Graph	2	\$61,973.60	\$58,198.40	\$58,198.40	\$65,748.80
Totals	Graph	2	\$61,973.60	\$58,198.40	\$58,198.40	\$65,748.80

Latitude: 40.764414 Longitude: -73.958011

Employer Name/Worksite Address	Graph	Count	Mean Wage	Median Wage	Lowest Wage	Highest Wage
WEILL CORNELL MEDICAL COLLEGE, 402 EAST 67TH STREET, NEW YORK, NY (https://www.google.com/maps/place/402%20EAST%2067TH%20STREET,NEW%20YORK,NY)	Graph	1	\$92,700.00	\$92,700.00	\$92,700.00	\$92,700.00
WEILL CORNELL MEDICAL COLLEGE, 402 E. 67TH STREET, NEW YORK, NY (https://www.google.com/maps/place/402%20E.%2067TH%20STREET,NEW%20YORK,NY)	Graph	3	\$99,365.67	\$114,000.00	\$59,097.00	\$125,000.00
Totals	Graph	4	\$97,699.25	\$92,700.00	\$59,097.00	\$125,000.00

Latitude: 40.764443 Longitude: -73.977648

Employer Name/Worksite Address	Graph	Count	Mean Wage	Median Wage	Lowest Wage	Highest Wage
BELSTONE CAPITAL LLC, 100 W.57TH STREET, NEW YORK, NY (https://www.google.com/maps/place/100%20W.57TH%20STREET,NEW%20YORK,NY)	Graph	1	\$85,218.00	\$85,218.00	\$85,218.00	\$85,218.00
Totals	Graph	1	\$85,218.00	\$85,218.00	\$85,218.00	\$85,218.00

Latitude: 40.764488 Longitude: -73.991849

Employer Name/Employer Address	Graph	Count	Mean Wage	Median Wage	Lowest Wage	Highest Wage
L2 COMPUTER INC, 726 10TH AVENUE, NEW YORK, NY (https://www.google.com/maps/place/726%2010TH%20AVENUE,NEW%20YORK,NY)	Graph	1	\$42,016.00	\$42,016.00	\$42,016.00	\$42,016.00
Totals	Graph	1	\$42,016.00	\$42,016.00	\$42,016.00	\$42,016.00

Employer Name/Worksite Address	Graph	Count	Mean Wage	Median Wage	Lowest Wage	Highest Wage
L2 COMPUTER INC, 726 10TH AVENUE, NEW YORK, NY (https://www.google.com/maps/place/726%2010TH%20AVENUE,NEW%20YORK,NY)	Graph	1	\$42,016.00	\$42,016.00	\$42,016.00	\$42,016.00
Totals	Graph	1	\$42,016.00	\$42,016.00	\$42,016.00	\$42,016.00

Latitude: 40.764515 Longitude: -73.823345

Employer Name/Employer Address	Graph	Count	Mean Wage	Median Wage	Lowest Wage	Highest Wage
KENNEDY PAVILION RHI, LLC, 36-17 PARSONS BLVD, FLUSHING, NY (https://www.google.com/maps/place/36-17%20PARSONS%20BLVD,FLUSHING,NY)	Graph	1	\$44,553.60	\$44,553.60	\$44,553.60	\$44,553.60
Totals	Graph	1	\$44,553.60	\$44,553.60	\$44,553.60	\$44,553.60

Employer Name/Worksite Address	Graph	Count	Mean Wage	Median Wage	Lowest Wage	Highest Wage
KENNEDY PAVILION RHI, LLC, 36-17 PARSONS BLVD, FLUSHING, NY (https://www.google.com/maps/place/36-17%20PARSONS%20BLVD,FLUSHING,NY)	Graph	1	\$44,553.60	\$44,553.60	\$44,553.60	\$44,553.60
Totals	Graph	1	\$44,553.60	\$44,553.60	\$44,553.60	\$44,553.60

Latitude: 40.764533 Longitude: -73.970805

Employer Name/Employer Address	Graph	Count	Mean Wage	Median Wage	Lowest Wage	Highest Wage
CAPRICORN ADVISERS LLC, 660 MADISON AVE., STE. 1725, NEW YORK, NY (https://www.google.com/maps/place/660%20MADISON%20AVE.,%20STE.%201725,NEW%20YORK,NY)	Graph	1	\$165,000.00	\$165,000.00	\$165,000.00	\$165,000.00
FALCON EDGE CAPITAL LP, 660 MADISON AVENUE, NEW YORK, NY (https://www.google.com/maps/place/660%20MADISON%20AVENUE,NEW%20YORK,NY)	Graph	1	\$120,000.00	\$120,000.00	\$120,000.00	\$120,000.00
LIONTREE LLC, 660 MADISON AVENUE, NEW YORK, NY (https://www.google.com/maps/place/660%20MADISON%20AVENUE,NEW%20YORK,NY)	Graph	1	\$150,000.00	\$150,000.00	\$150,000.00	\$150,000.00
Totals	Graph	3	\$145,000.00	\$150,000.00	\$120,000.00	\$165,000.00

Employer Name/Worksite Address	Graph	Count	Mean Wage	Median Wage	Lowest Wage	Highest Wage
CAPRICORN ADVISERS LLC, 660 MADISON AVE., STE. 1725, NEW YORK, NY (https://www.google.com/maps/place/660%20MADISON%20AVE.,%20STE.%201725,NEW%20YORK,NY)	Graph	1	\$165,000.00	\$165,000.00	\$165,000.00	\$165,000.00
KSOFT SYSTEMS INC, 660 MADISON AVE, NEW YORK, NY (https://www.google.com/maps/place/660%20MADISON%20AVE,NEW%20YORK,NY)	Graph	1	\$76,000.00	\$76,000.00	\$76,000.00	\$76,000.00
LIONTREE LLC, 660 MADISON AVENUE, NEW YORK, NY (https://www.google.com/maps/place/660%20MADISON%20AVENUE,NEW%20YORK,NY)	Graph	2	\$135,000.00	\$120,000.00	\$120,000.00	\$150,000.00
Totals	Graph	4	\$127,750.00	\$120,000.00	\$76,000.00	\$165,000.00

Latitude: 40.764551 Longitude: -73.824851

Employer Name/Employer Address	Graph	Count	Mean Wage	Median Wage	Lowest Wage	Highest Wage
DK COSMETICS INC., 141-47 NORTHERN BLVD, FLUSHING, NY (https://www.google.com/maps/place/141-47%20NORTHERN%20BLVD,FLUSHING,NY)	Graph	1	\$38,854.40	\$38,854.40	\$38,854.40	\$38,854.40

Employer Name/Employer Address	Graph	Count	Mean Wage	Median Wage	Lowest Wage	Highest Wage
DKCOSMETICS, INC., 141-47 NORTHERN BLVD UNIT A, FLUSHING, NY (https://www.google.com/maps/place/141-47%20NORTHERN%20BLVD%20UNIT%20A,FLUSHING,NY)	Graph	1	\$46,675.20	\$46,675.20	\$46,675.20	\$46,675.20
DKCOSMETICS, INC., 141-47 NORTHERN BLVD, FLUSHING, NY (https://www.google.com/maps/place/141-47%20NORTHERN%20BLVD,FLUSHING,NY)	Graph	1	\$46,675.20	\$46,675.20	\$46,675.20	\$46,675.20
DKCOSMETICS INC., 141-47 NORTHERN BLVD UNIT A, FLUSHING, NY (https://www.google.com/maps/place/141-47%20NORTHERN%20BLVD%20UNIT%20A,FLUSHING,NY)	Graph	2	\$45,749.60	\$38,854.40	\$38,854.40	\$52,644.80
Totals	Graph	5	\$44,740.80	\$46,675.20	\$38,854.40	\$52,644.80

Employer Name/Worksite Address	Graph	Count	Mean Wage	Median Wage	Lowest Wage	Highest Wage
DKCOSMETICS, INC., 141-47 NORTHERN BLVD, FLUSHING, NY (https://www.google.com/maps/place/141-47%20NORTHERN%20BLVD,FLUSHING,NY)	Graph	2	\$42,764.80	\$38,854.40	\$38,854.40	\$46,675.20
DKCOSMETICS, INC., 141-47 NORTHERN BLVD UNIT A, FLUSHING, NY (https://www.google.com/maps/place/141-47%20NORTHERN%20BLVD%20UNIT%20A,FLUSHING,NY)	Graph	3	\$46,058.13	\$46,675.20	\$38,854.40	\$52,644.80
Totals	Graph	5	\$44,740.80	\$46,675.20	\$38,854.40	\$52,644.80

Latitude: 40.764557 Longitude: -73.980656

Employer Name/Employer Address	Graph	Count	Mean Wage	Median Wage	Lowest Wage	Highest Wage
WELLINGTON HOTEL CO INC, 871 7TH AVE, NEW YORK, NY (https://www.google.com/maps/place/871%207TH%20AVE,NEW%20YORK,NY)	Graph	2	\$48,000.16	\$48,000.16	\$48,000.16	\$48,000.16
WELLINGTON HOTEL COMPANY, INC., 871 SEVENTH AVENUE, NEW YORK, NY (https://www.google.com/maps/place/871%20SEVENTH%20AVENUE,NEW%20YORK,NY)	Graph	2	\$60,000.00	\$60,000.00	\$60,000.00	\$60,000.00
Totals	Graph	4	\$54,000.08	\$48,000.16	\$48,000.16	\$60,000.00

Employer Name/Worksite Address	Graph	Count	Mean Wage	Median Wage	Lowest Wage	Highest Wage
WELLINGTON HOTEL CO INC, 871 7TH AVE, NEW YORK, NY (https://www.google.com/maps/place/871%207TH%20AVE,NEW%20YORK,NY)	Graph	2	\$48,000.16	\$48,000.16	\$48,000.16	\$48,000.16
WELLINGTON HOTEL COMPANY, INC., 871 SEVENTH AVENUE, NEW YORK, NY (https://www.google.com/maps/place/871%20SEVENTH%20AVENUE,NEW%20YORK,NY)	Graph	2	\$60,000.00	\$60,000.00	\$60,000.00	\$60,000.00
Totals	Graph	4	\$54,000.08	\$48,000.16	\$48,000.16	\$60,000.00

Latitude: 40.764564 Longitude: -73.977596

Employer Name/Worksite Address	Graph	Count	Mean Wage	Median Wage	Lowest Wage	Highest Wage
HIGHGATE HOTELS LP, 101 W. 57TH STREET, NEW YORK, NY (https://www.google.com/maps/place/101%20W.%2057TH%20STREET,NEW%20YORK,NY)	Graph	1	\$56,722.00	\$56,722.00	\$56,722.00	\$56,722.00
Totals	Graph	1	\$56,722.00	\$56,722.00	\$56,722.00	\$56,722.00

Latitude: 40.764579 Longitude: -73.972715

Employer Name/Employer Address	Graph	Count	Mean Wage	Median Wage	Lowest Wage	Highest Wage
COLUMBIA PRESCHOOL EDUCATION MANAGEMENT INC, 521 5TH AVENUE 17TH FLOOR, NEW YORK, NY (https://www.google.com/maps/place/521%205TH%20AVENUE%20%2017TH%20FLOOR,NEW%20YORK,NY)	Graph	1	\$46,675.20	\$46,675.20	\$46,675.20	\$46,675.20
R2NET INC., 551 5TH AVENUE, NEW YORK, NY (https://www.google.com/maps/place/551%205TH%20AVENUE,NEW%20YORK,NY)	Graph	1	\$65,000.00	\$65,000.00	\$65,000.00	\$65,000.00
TILTING POINT MEDIA LLC, 521 5TH AVENUE, NEW YORK, NY (https://www.google.com/maps/place/521%205TH%20AVENUE,NEW%20YORK,NY)	Graph	1	\$64,000.00	\$64,000.00	\$64,000.00	\$64,000.00

Employer Name/Employer Address	Graph	Count	Mean Wage	Median Wage	Lowest Wage	Highest Wage
MORTGAGE INDUSTRY ADVISORY CORP., 521 5TH AVENUE, NEW YORK, NY (https://www.google.com/maps/place/521%205TH%20AVENUE,NEW%20YORK,NY)	Graph	5	\$68,144.20	\$70,000.00	\$63,000.00	\$70,221.00
UNIQUE DESIGNS INC, 521 5TH AVENUE, NEW YORK, NY (https://www.google.com/maps/place/521%205TH%20AVENUE,NEW%20YORK,NY)	Graph	5	\$57,600.00	\$56,000.00	\$50,000.00	\$66,000.00
CTBC BANK CO. LTD., 521 5TH AVENUE, 11TH FLOOR, NEW YORK, NY (https://www.google.com/maps/place/521%205TH%20AVENUE,%2011TH%20FLOOR,NEW%20YORK,NY)	Graph	7	\$48,931.66	\$45,000.00	\$38,600.00	\$64,168.00
JEAN MARTIN INC, 551 5TH AVENUE STE 1425, NEW YORK, NY (https://www.google.com/maps/place/551%205TH%20AVENUE%20STE%201425,NEW%20YORK,NY)	Graph	25	\$77,456.80	\$71,781.00	\$65,645.00	\$94,827.00
Totals	Graph	45	\$68,518.62	\$70,221.00	\$38,600.00	\$94,827.00

Employer Name/Worksite Address	Graph	Count	Mean Wage	Median Wage	Lowest Wage	Highest Wage
COLUMBIA PRESCHOOL EDUCATION MANAGEMENT INC, 521 5TH AVENUE 17TH FLOOR, NEW YORK, NY (https://www.google.com/maps/place/521%205TH%20AVENUE%20%2017TH%20FLOOR,NEW%20YORK,NY)	Graph	1	\$46,675.20	\$46,675.20	\$46,675.20	\$46,675.20
GENISYS SOFTWARE, LTD., 521 5TH AVE, NEW YORK, NY (https://www.google.com/maps/place/521%205TH%20AVE,NEW%20YORK,NY)	Graph	2	\$86,466.00	\$86,466.00	\$86,466.00	\$86,466.00
JEAN MARTIN INC, 551 5TH AVENUE, NEW YORK, NY (https://www.google.com/maps/place/551%205TH%20AVENUE,NEW%20YORK,NY)	Graph	5	\$68,249.00	\$71,781.00	\$60,902.00	\$71,781.00
CTBC BANK CO. LTD., 521 5TH AVENUE, 11TH FLOOR, NEW YORK, NY (https://www.google.com/maps/place/521%205TH%20AVENUE,%2011TH%20FLOOR,NEW%20YORK,NY)	Graph	7	\$48,931.66	\$45,000.00	\$38,600.00	\$64,168.00
MORTGAGE INDUSTRY ADVISORY CORP., 521 5TH AVENUE, NEW YORK, NY (https://www.google.com/maps/place/521%205TH%20AVENUE,NEW%20YORK,NY)	Graph	12	\$65,474.33	\$66,000.00	\$50,000.00	\$92,971.00
Totals	Graph	27	\$62,557.99	\$64,168.00	\$38,600.00	\$92,971.00

Latitude: 40.764593 Longitude: -73.810874

Employer Name/Employer Address	Graph	Count	Mean Wage	Median Wage	Lowest Wage	Highest Wage
LAW OFFICES OF CHOI & PARK, P.C., 154-08 NORTHERN BLVD, FLUSHING, NY (https://www.google.com/maps/place/154-08%20NORTHERN%20BLVD,FLUSHING,NY)	Graph	1	\$45,843.20	\$45,843.20	\$45,843.20	\$45,843.20
Totals	Graph	1	\$45,843.20	\$45,843.20	\$45,843.20	\$45,843.20

Employer Name/Worksite Address	Graph	Count	Mean Wage	Median Wage	Lowest Wage	Highest Wage
LAW OFFICES OF CHOI & PARK, P.C., 154-08 NORTHERN BLVD, FLUSHING, NY (https://www.google.com/maps/place/154-08%20NORTHERN%20BLVD,FLUSHING,NY)	Graph	1	\$45,843.20	\$45,843.20	\$45,843.20	\$45,843.20
NOAH BANK, 154-04 NORTHERN BLVD, FLUSHING, NY (https://www.google.com/maps/place/154-04%20NORTHERN%20BLVD,FLUSHING,NY)	Graph	1	\$39,790.40	\$39,790.40	\$39,790.40	\$39,790.40
Totals	Graph	2	\$42,816.80	\$39,790.40	\$39,790.40	\$45,843.20

Latitude: 40.764618 Longitude: -73.968637

Employer Name/Worksite Address	Graph	Count	Mean Wage	Median Wage	Lowest Wage	Highest Wage
DELOITTE & TOUCHE LLP, 550 PARK AVENUE, NEW YORK, NY (https://www.google.com/maps/place/550%20PARK%20AVENUE,NEW%20YORK,NY)	Graph	15	\$57,000.00	\$57,000.00	\$57,000.00	\$57,000.00
Totals	Graph	15	\$57,000.00	\$57,000.00	\$57,000.00	\$57,000.00

Latitude: 40.764628 Longitude: -73.963144

Employer Name/Employer Address	Graph	Count	Mean Wage	Median Wage	Lowest Wage	Highest Wage
ALTUS NEUROSURGERY AND SPINE PLLC, 112 EAST 61 STREET, NEW YORK, NY (https://www.google.com/maps/place/112%20EAST%2061%20STREET,NEW%20YORK,NY)	Graph	1	\$104,000.00	\$104,000.00	\$104,000.00	\$104,000.00

Employer Name/Employer Address	Graph	Count	Mean Wage	Median Wage	Lowest Wage	Highest Wage
FIVESTORY NEW YORK, 18 EAST 67 STREET, NEW YORK, NY (https://www.google.com/maps/place/18%20EAST%2067%20STREET,NEW%20YORK,NY)	Graph	1	\$40,000.00	\$40,000.00	\$40,000.00	\$40,000.00
HH RESEARCH LLC, 667 MADISON AVE., FL. 15TH, NEW YORK, NY (https://www.google.com/maps/place/667%20MADISON%20AVE.,%20FL.%2015TH,NEW%20YORK,NY)	Graph	1	\$67,000.00	\$67,000.00	\$67,000.00	\$67,000.00
Totals	Graph	3	\$70,333.33	\$67,000.00	\$40,000.00	\$104,000.00

Employer Name/Worksite Address	Graph	Count	Mean Wage	Median Wage	Lowest Wage	Highest Wage
ALTUS NEUROSURGERY AND SPINE PLLC, 112 EAST 61 STREET, NEW YORK, NY (https://www.google.com/maps/place/112%20EAST%2061%20STREET,NEW%20YORK,NY)	Graph	1	\$104,000.00	\$104,000.00	\$104,000.00	\$104,000.00
ANDREW JACONO MD PLLC, 630 PARK AVENUE, NEW YORK, NY (https://www.google.com/maps/place/630%20PARK%20AVENUE,NEW%20YORK,NY)	Graph	1	\$57,491.20	\$57,491.20	\$57,491.20	\$57,491.20
EZE BULLES DRINKS LLC, 5 EAST 63RD STREET, NEW YORK, NY (https://www.google.com/maps/place/5%20EAST%2063RD%20STREET,NEW%20YORK,NY)	Graph	1	\$60,000.00	\$60,000.00	\$60,000.00	\$60,000.00
FERRAEZ PUBLICATIONS OF AMERICA CORPORATION, 120 EAST 62ND STREET, 5A, NEW YORK, NY (https://www.google.com/maps/place/120%20EAST%2062ND%20STREET,%205A,NEW%20YORK,NY)	Graph	1	\$75,000.00	\$75,000.00	\$75,000.00	\$75,000.00
FIVESTORY NEW YORK, 18 EAST 67 STREET, NEW YORK, NY (https://www.google.com/maps/place/18%20EAST%2067%20STREET,NEW%20YORK,NY)	Graph	1	\$40,000.00	\$40,000.00	\$40,000.00	\$40,000.00
FM NY INC., 304 EAST 65TH SUITE LL2, NEW YORK, NY (https://www.google.com/maps/place/304%20EAST%2065TH%20SUITE%20LL2,NEW%20YORK,NY)	Graph	1	\$55,000.00	\$55,000.00	\$55,000.00	\$55,000.00
HH RESEARCH LLC, 667 MADISON AVE., FL. 15TH, NEW YORK, NY (https://www.google.com/maps/place/667%20MADISON%20AVE.,%20FL.%2015TH,NEW%20YORK,NY)	Graph	1	\$67,000.00	\$67,000.00	\$67,000.00	\$67,000.00
LOWELL HOTEL ASSOCIATES, LP, THE LOWELL HOTEL, NEW YORK, NY (https://www.google.com/maps/place/THE%20LOWELL%20HOTEL,NEW%20YORK,NY)	Graph	1	\$72,450.00	\$72,450.00	\$72,450.00	\$72,450.00
MEMORIAL SLOAN-KETTERING CANCER CENTER, 1250 FIRST AVENUE, NEW YORK, NY (https://www.google.com/maps/place/1250%20FIRST%20AVENUE,NEW%20YORK,NY)	Graph	1	\$57,993.00	\$57,993.00	\$57,993.00	\$57,993.00
MEMORIAL SLOAN-KETTERING CANCER CENTER, MEM SLOAN KETTERING-EVELYN H. LAUDER BREAST CTR, NEW YORK, NY (https://www.google.com/maps/place/MEM%20SLOAN%20KETTERING-EVELYN%20H.%20LAUDER%20BREAST%20CTR,NEW%20YORK,NY)	Graph	1	\$345,500.00	\$345,500.00	\$345,500.00	\$345,500.00
MEMORIAL SLOAN-KETTERING CANCER CENTER, MEMORIAL SLOAN KETTERING-SIDNEY KIMMEL CENTER, NEW YORK, NY (https://www.google.com/maps/place/MEMORIAL%20SLOAN%20KETTERING-SIDNEY%20KIMMEL%20CENTER,NEW%20YORK,NY)	Graph	1	\$220,000.00	\$220,000.00	\$220,000.00	\$220,000.00
PPD DEVELOPMENT, L.P., 504 EAST 63RD ST. #24M, NEW YORK, NY (https://www.google.com/maps/place/504%20EAST%2063RD%20ST.%20#24M,NEW%20YORK,NY)	Graph	1	\$95,000.00	\$95,000.00	\$95,000.00	\$95,000.00
QSEMBLE CAPITAL MANAGEMENT, LP, 200 EAST 66TH STREET, NEW YORK, NY (https://www.google.com/maps/place/200%20EAST%2066TH%20STREET,NEW%20YORK,NY)	Graph	1	\$175,000.00	\$175,000.00	\$175,000.00	\$175,000.00
SAGEWOOD CONSTRUCTION & DESIGN CORP., 315 EAST 65TH STREET, NEW YORK, NY (https://www.google.com/maps/place/315%20EAST%2065TH%20STREET,NEW%20YORK,NY)	Graph	1	\$62,171.20	\$62,171.20	\$62,171.20	\$62,171.20
SIMON LEE GALLERY LLC, 26 E. 64TH ST., 2 FL., NEW YORK, NY (https://www.google.com/maps/place/26%20E.%2064TH%20ST.,%202%20FL.,NEW%20YORK,NY)	Graph	1	\$47,403.00	\$47,403.00	\$47,403.00	\$47,403.00
THE CAMBRIDGE STRATEGY (AMERICAS) LLC, 654 MADISON AVENUE, NEW YORK, NY (https://www.google.com/maps/place/654%20MADISON%20AVENUE,NEW%20YORK,NY)	Graph	1	\$98,072.00	\$98,072.00	\$98,072.00	\$98,072.00
WDM ASSOCIATES LLC, 834 FIFTH AVENUE, NEW YORK, NY (https://www.google.com/maps/place/834%20FIFTH%20AVENUE,NEW%20YORK,NY)	Graph	1	\$125,000.00	\$125,000.00	\$125,000.00	\$125,000.00
WEILL CORNELL MEDICAL COLLEGE, 1300 YORK AVENUE, NEW YORK, NY (https://www.google.com/maps/place/1300%20YORK%20AVENUE,NEW%20YORK,NY)	Graph	1	\$85,000.00	\$85,000.00	\$85,000.00	\$85,000.00
THE DINEX GROUP, LLC, DANIEL: 60 EAST 65TH STREET, NEW YORK, NY (https://www.google.com/maps/place/DANIEL:%2060%20EAST%2065TH%20STREET,NEW%20YORK,NY)	Graph	2	\$65,525.50	\$46,051.00	\$46,051.00	\$46,051.00
TARSIER LTD, 655 MADISON AVENUE, NEW YORK, NY (https://www.google.com/maps/place/655%20MADISON%20AVENUE,NEW%20YORK,NY)	Graph	3	\$56,804.93	\$65,748.80	\$38,910.00	\$38,910.00
ST. BARNABAS HOSPITAL, MEMORIAL SLOAN KETTERING CANCER CENTER, NEW YORK, NY (https://www.google.com/maps/place/MEMORIAL%20SLOAN%20KETTERING%20CANCER%20CENTER,NEW%20YORK,NY)	Graph	14	\$52,932.37	\$52,932.37	\$52,932.37	\$52,932.37
THE ROCKEFELLER UNIVERSITY, THE ROCKEFELLER UNIVERSITY, NEW YORK, NY (https://www.google.com/maps/place/THE%20ROCKEFELLER%20UNIVERSITY,NEW%20YORK,NY)	Graph	47	\$76,729.98	\$63,530.00	\$49,270.00	\$49,270.00
MEMORIAL SLOAN-KETTERING CANCER CENTER, 1275 YORK AVENUE, NEW YORK, NY (https://www.google.com/maps/place/1275%20YORK%20AVENUE,NEW%20YORK,NY)	Graph	56	\$74,097.43	\$63,608.00	\$44,840.00	\$44,840.00
Totals	Graph	140	\$76,002.60	\$62,000.00	\$38,910.00	\$38,910.00

Latitude: 40.76463 Longitude: -73.978091

Employer Name/Employer Address	Graph	Count	Mean Wage	Median Wage	Lowest Wage	Highest Wage
FULSERV GROUP LLC, 130 WEST 57TH STREET, SUITE 1A, NEW YORK, NY (https://www.google.com/maps/place/130%20WEST%2057TH%20STREET,%20SUITE%201A,NEW%20YORK,NY)	Graph	1	\$55,764.80	\$55,764.80	\$55,764.80	\$55,764.80
LAW OFFICES OF MICHAEL E. BRESLIN, 130 WEST 57TH STREET, SUITE 1A, NEW YORK, NY (https://www.google.com/maps/place/130%20WEST%2057TH%20STREET,%20SUITE%201A,NEW%20YORK,NY)	Graph	1	\$47,840.00	\$47,840.00	\$47,840.00	\$47,840.00
THE FULSERV GROUP LLC, 130 WEST 57TH STREET, SUITE 1A, NEW YORK, NY (https://www.google.com/maps/place/130%20WEST%2057TH%20STREET,%20SUITE%201A,NEW%20YORK,NY)	Graph	1	\$55,764.80	\$55,764.80	\$55,764.80	\$55,764.80
Totals	Graph	3	\$53,123.20	\$55,764.80	\$47,840.00	\$55,764.80

Employer Name/Worksite Address	Graph	Count	Mean Wage	Median Wage	Lowest Wage	Highest Wage
FULSERV GROUP LLC, 130 WEST 57TH STREET, SUITE 1A, NEW YORK, NY (https://www.google.com/maps/place/130%20WEST%2057TH%20STREET,%20SUITE%201A,NEW%20YORK,NY)	Graph	3	\$53,123.20	\$55,764.80	\$47,840.00	\$55,764.80
Totals	Graph	3	\$53,123.20	\$55,764.80	\$47,840.00	\$55,764.80

Latitude: 40.764664 Longitude: -73.970546

Employer Name/Employer Address	Graph	Count	Mean Wage	Median Wage	Lowest Wage	Highest Wage
MACKLOWE GALLERY LTD, 667 MADISON AVENUE, NEW YORK, NY (https://www.google.com/maps/place/667%20MADISON%20AVENUE,NEW%20YORK,NY)	Graph	1	\$35,000.00	\$35,000.00	\$35,000.00	\$35,000.00
HH RESEARCH, LLC, 667 MADISON AVENUE, NEW YORK, NY (https://www.google.com/maps/place/667%20MADISON%20AVENUE,NEW%20YORK,NY)	Graph	3	\$87,582.93	\$67,000.00	\$65,748.80	\$130,000.00
Totals	Graph	4	\$74,437.20	\$65,748.80	\$35,000.00	\$130,000.00

Employer Name/Worksite Address	Graph	Count	Mean Wage	Median Wage	Lowest Wage	Highest Wage
HH RESEARCH, LLC, 667 MADISON AVENUE, NEW YORK, NY (https://www.google.com/maps/place/667%20MADISON%20AVENUE,NEW%20YORK,NY)	Graph	4	\$74,437.20	\$65,748.80	\$35,000.00	\$130,000.00
Totals	Graph	4	\$74,437.20	\$65,748.80	\$35,000.00	\$130,000.00

Latitude: 40.764674 Longitude: -73.81482

Employer Name/Employer Address	Graph	Count	Mean Wage	Median Wage	Lowest Wage	Highest Wage
CHANG Y. HAN, C.P.A. P.C., 38-11 150TH STREET, FLUSHING, NY (https://www.google.com/maps/place/38-11%20150TH%20STREET,FLUSHING,NY)	Graph	1	\$55,764.80	\$55,764.80	\$55,764.80	\$55,764.80
Totals	Graph	1	\$55,764.80	\$55,764.80	\$55,764.80	\$55,764.80

Employer Name/Worksite Address	Graph	Count	Mean Wage	Median Wage	Lowest Wage	Highest Wage
CHANG Y. HAN, C.P.A. P.C., 38-11 150TH STREET, FLUSHING, NY (https://www.google.com/maps/place/38-11%20150TH%20STREET,FLUSHING,NY)	Graph	1	\$55,764.80	\$55,764.80	\$55,764.80	\$55,764.80
Totals	Graph	1	\$55,764.80	\$55,764.80	\$55,764.80	\$55,764.80

Latitude: 40.764679 Longitude: -73.970282

Employer Name/Employer Address	Graph	Count	Mean Wage	Median Wage	Lowest Wage	Highest Wage
GROUP MAYSONET INC, 38 EAST 61ST STREET, NEW YORK, NY (https://www.google.com/maps/place/38%20EAST%2061ST%20STREET,NEW%20YORK,NY)	Graph	1	\$46,675.20	\$46,675.20	\$46,675.20	\$46,675.20
Totals	Graph	1	\$46,675.20	\$46,675.20	\$46,675.20	\$46,675.20

Employer Name/Worksite Address	Graph	Count	Mean Wage	Median Wage	Lowest Wage	Highest Wage
GROUP MAYSONET INC, 38 EAST 61ST STREET, NEW YORK, NY (https://www.google.com/maps/place/38%20EAST%2061ST%20STREET,NEW%20YORK,NY)	Graph	1	\$46,675.20	\$46,675.20	\$46,675.20	\$46,675.20
Totals	Graph	1	\$46,675.20	\$46,675.20	\$46,675.20	\$46,675.20

Latitude: 40.764705 Longitude: -73.830427

Employer Name/Worksite Address	Graph	Count	Mean Wage	Median Wage	Lowest Wage	Highest Wage
SEOUL SHOPPING, INC., 62-11 35TH AVE., WOODSIDE, NY (https://www.google.com/maps/place/62-11%2035TH%20AVE.,WOODSIDE,NY)	Graph	1	\$79,123.20	\$79,123.20	\$79,123.20	\$79,123.20
Totals	Graph	1	\$79,123.20	\$79,123.20	\$79,123.20	\$79,123.20

Employer Name/Worksite Address	Graph	Count	Mean Wage	Median Wage	Lowest Wage	Highest Wage
SEOUL SHOPPING, INC., 62-11 35TH AVE., WOODSIDE, NY (https://www.google.com/maps/place/62-11%2035TH%20AVE.,WOODSIDE,NY)	Graph	2	\$79,123.20	\$79,123.20	\$79,123.20	\$79,123.20
Totals	Graph	2	\$79,123.20	\$79,123.20	\$79,123.20	\$79,123.20

Latitude: 40.764712 Longitude: -73.980543

Employer Name/Worksite Address	Graph	Count	Mean Wage	Median Wage
CYBERTHINK INC, 888 7TH AVENUE, 11TH AND 18TH FLOORS, NEW YORK, NY (https://www.google.com/maps/place/888%207TH%20AVENUE,%2011TH%20AND%2018TH%20FLOORS,NEW%20YORK,NY)	Graph	1	\$91,000.00	\$91,000.00
HONGKUN USA REAL ESTATE DEVELOPMENT, LLC, 888 7TH AVENUE, 28TH FLOOR, NEW YORK, NY (https://www.google.com/maps/place/888%207TH%20AVENUE,%2028TH%20FLOOR,NEW%20YORK,NY)	Graph	1	\$75,000.00	\$75,000.00
HUDSON AMERICAS L.P., 888 7TH AVE., NEW YORK, NY (https://www.google.com/maps/place/888%207TH%20AVE.,NEW%20YORK,NY)	Graph	1	\$300,000.00	\$300,000.00
MARLABS, INC., 888 7TH AVENUE, 11TH AND 18TH FLOORS, NEW YORK CITY, NY (https://www.google.com/maps/place/888%207TH%20AVENUE,%2011TH%20AND%2018TH%20FLOORS,NEW%20YORK%20CITY,NY)	Graph	1	\$75,800.00	\$75,800.00
HUDSON AMERICAS L.P., 888 7TH AVENUE, NEW YORK, NY (https://www.google.com/maps/place/888%207TH%20AVENUE,NEW%20YORK,NY)	Graph	15	\$204,402.33	\$124,592.00
Totals	Graph	19	\$189,886.05	\$110,718.00

Latitude: 40.764756 Longitude: -73.833431

Employer Name/Worksite Address	Graph	Count	Mean Wage	Median Wage	Lowest Wage	Highest Wage
KOREAN AMERICAN TIMES, INC., 33-70 PRINCE ST., FLUSHING, NY (https://www.google.com/maps/place/33-70%20PRINCE%20ST.,FLUSHING,NY)	Graph	1	\$38,916.80	\$38,916.80	\$38,916.80	\$38,916.80
L & L CONSTRUCTION DEVELOPMENT INC., 33-70 PRINCE STREET #216, FLUSHING, NY (https://www.google.com/maps/place/33-70%20PRINCE%20STREET%20#216,FLUSHING,NY)	Graph	1	\$52,748.80	\$52,748.80	\$52,748.80	\$52,748.80
L & L CONSTRUCTION DEVELOPMENT INC., 33-70 PRINCE STREET, FLUSHING, NY (https://www.google.com/maps/place/33-70%20PRINCE%20STREET,FLUSHING,NY)	Graph	1	\$38,916.80	\$38,916.80	\$38,916.80	\$38,916.80
HIDAMARI ENGINEERING SERVICES, P.C., 33-70 PRINCE STREET, FLUSHING, NY (https://www.google.com/maps/place/33-70%20PRINCE%20STREET,FLUSHING,NY)	Graph	3	\$45,698.67	\$40,000.00	\$40,000.00	\$57,096.00
P&D TESTING CONSULTANTS LLC, 33-70 PRINCE ST, FLUSHING, NY (https://www.google.com/maps/place/33-70%20PRINCE%20ST,FLUSHING,NY)	Graph	3	\$43,000.00	\$43,000.00	\$43,000.00	\$43,000.00
Totals	Graph	9	\$44,075.38	\$43,000.00	\$38,916.80	\$57,096.00

Employer Name/Worksite Address	Graph	Count	Mean Wage	Median Wage	Lowest Wage	Highest Wage
KOREAN AMERICAN TIMES, INC., 33-70 PRINCE ST., FLUSHING, NY (https://www.google.com/maps/place/33-70%20PRINCE%20ST.,FLUSHING,NY)	Graph	1	\$38,916.80	\$38,916.80	\$38,916.80	\$38,916.80

Employer Name/Worksite Address	Graph	Count	Mean Wage	Median Wage	Lowest Wage	Highest Wage
L & L CONSTRUCTION DEVELOPMENT INC., 33-70 PRINCE STREET, #216, FLUSHING, NY (https://www.google.com/maps/place/33-70%20PRINCE%20STREET,%20#216,FLUSHING,NY)	Graph	1	\$52,748.80	\$52,748.80	\$52,748.80	\$52,748.80
HIDAMARI ENGINEERING SERVICES, P.C., 33-70 PRINCE STREET, FLUSHING, NY (https://www.google.com/maps/place/33-70%20PRINCE%20STREET,FLUSHING,NY)	Graph	4	\$44,003.20	\$40,000.00	\$38,916.80	\$57,096.00
Totals	Graph	6	\$44,613.07	\$40,000.00	\$38,916.80	\$57,096.00

Latitude: 40.764776 Longitude: -73.978439

Employer Name/Employer Address	Graph	Count	Mean Wage	Median Wage	Lowest Wage
COVEPOINT CAPITAL ADVISORS LLC, 142 WEST 57TH STREET, NEW YORK, NY (https://www.google.com/maps/place/142%20WEST%2057TH%20STREET,NEW%20YORK,NY)	Graph	1	\$96,000.00	\$96,000.00	\$96,000.00
G2 INVESTMENT GROUP, LLC, 142 WEST 57TH STREET, NEW YORK, NY (https://www.google.com/maps/place/142%20WEST%2057TH%20STREET,NEW%20YORK,NY)	Graph	1	\$197,600.00	\$197,600.00	\$197,600.00
HUTCHIN HILL CAPITAL, LP, 142 WEST 57TH STREET, NEW YORK, NY (https://www.google.com/maps/place/142%20WEST%2057TH%20STREET,NEW%20YORK,NY)	Graph	1	\$100,000.00	\$100,000.00	\$100,000.00
I-X INVESTMENTS LLC, 142 WEST 57TH STREET, NEW YORK, NY (https://www.google.com/maps/place/142%20WEST%2057TH%20STREET,NEW%20YORK,NY)	Graph	1	\$250,000.00	\$250,000.00	\$250,000.00
MANA PARTNERS, LLC, 142 WEST 57TH STREET, NEW YORK, NY (https://www.google.com/maps/place/142%20WEST%2057TH%20STREET,NEW%20YORK,NY)	Graph	1	\$145,000.00	\$145,000.00	\$145,000.00
MANA TECH, LLC, 142 W 57TH STREET, NEW YORK, NY (https://www.google.com/maps/place/142%20W%2057TH%20STREET,NEW%20YORK,NY)	Graph	1	\$250,000.00	\$250,000.00	\$250,000.00
PERSONETICS TECHNOLOGIES INC, 142 WEST 57TH STREET, NEW YORK, NY (https://www.google.com/maps/place/142%20WEST%2057TH%20STREET,NEW%20YORK,NY)	Graph	1	\$120,000.00	\$120,000.00	\$120,000.00
TRANSITION MANAGEMENT CORP., 142 WEST 57TH STREET, 11TH FLOOR, NEW YORK, NY (https://www.google.com/maps/place/142%20WEST%2057TH%20STREET,%2011TH%20FLOOR,NEW%20YORK,NY)	Graph	1	\$47,590.40	\$47,590.40	\$47,590.40
TWENTY25 MEDIA LLC, 142 W 57TH, NEW YORK, NY (https://www.google.com/maps/place/142%20W%2057TH,NEW%20YORK,NY)	Graph	1	\$65,000.00	\$65,000.00	\$65,000.00
SENSEGAIN CAPITAL LLC, 142 W 57TH STREET, NEW YORK, NY (https://www.google.com/maps/place/142%20W%2057TH%20STREET,NEW%20YORK,NY)	Graph	2	\$83,331.20	\$60,000.00	\$60,000.00
Totals	Graph	11	\$130,713.89	\$106,662.40	\$47,590.40

Employer Name/Worksite Address	Graph	Count	Mean Wage	Median Wage	Lowest Wage
TRANSITION MANAGEMENT CORP., 142 WEST 57TH STREET, 11TH FLOOR, NEW YORK, NY (https://www.google.com/maps/place/142%20WEST%2057TH%20STREET,%2011TH%20FLOOR,NEW%20YORK,NY)	Graph	1	\$47,590.40	\$47,590.40	\$47,590.40
TWENTY25 MEDIA LLC, 142 W 57TH, NEW YORK, NY (https://www.google.com/maps/place/142%20W%2057TH,NEW%20YORK,NY)	Graph	1	\$65,000.00	\$65,000.00	\$65,000.00
WOODS BAGOT ARCHITECTS P.C., 142 W 57TH STREET, 8TH FLOOR, NEW YORK, NY (https://www.google.com/maps/place/142%20W%2057TH%20STREET,%208TH%20FLOOR,NEW%20YORK,NY)	Graph	1	\$40,000.00	\$40,000.00	\$40,000.00
WOODS BAGOT ARCHITECTS P.C., 142 W. 57TH STREET, 8TH FLOOR, NEW YORK, NY (https://www.google.com/maps/place/142%20W.%2057TH%20STREET,%208TH%20FLOOR,NEW%20YORK,NY)	Graph	1	\$52,624.00	\$52,624.00	\$52,624.00
FIFTH THIRD BANK, AN OHIO BANKING CORPORATION, 142 W. 57TH STREET, NEW YORK, NY (https://www.google.com/maps/place/142%20W.%2057TH%20STREET,NEW%20YORK,NY)	Graph	2	\$100,008.00	\$80,000.00	\$80,000.00
SENSEGAIN CAPITAL LLC, 142 W 57TH STREET, NEW YORK, NY (https://www.google.com/maps/place/142%20W%2057TH%20STREET,NEW%20YORK,NY)	Graph	2	\$178,331.20	\$106,662.40	\$106,662.40
G2 INVESTMENT GROUP, LLC, 142 WEST 57TH STREET, NEW YORK, NY (https://www.google.com/maps/place/142%20WEST%2057TH%20STREET,NEW%20YORK,NY)	Graph	6	\$151,433.33	\$120,000.00	\$96,000.00
Totals	Graph	14	\$119,320.91	\$100,000.00	\$40,000.00

Latitude: 40.764793 Longitude: -73.423685

Employer Name/Employer Address	Graph	Count	Mean Wage	Median Wage	Lowest Wage	Highest Wage
--------------------------------	-------	-------	-----------	-------------	-------------	--------------

Employer Name/Employer Address	Graph	Count	Mean Wage	Median Wage	Lowest Wage	Highest Wage
LEVINE ORGANIZATION LLC, 445 BROADHOLLOW ROAD, MELVILLE, NY (https://www.google.com/maps/place/445%20BROADHOLLOW%20ROAD,MELVILLE,NY)	Graph	1	\$53,040.00	\$53,040.00	\$53,040.00	\$53,040.00
Totals	Graph	1	\$53,040.00	\$53,040.00	\$53,040.00	\$53,040.00

Employer Name/Worksite Address	Graph	Count	Mean Wage	Median Wage	Lowest Wage	Highest Wage
LEVINE ORGANIZATION LLC, 445 BROADHOLLOW ROAD, MELVILLE, NY (https://www.google.com/maps/place/445%20BROADHOLLOW%20ROAD,MELVILLE,NY)	Graph	1	\$53,040.00	\$53,040.00	\$53,040.00	\$53,040.00
Totals	Graph	1	\$53,040.00	\$53,040.00	\$53,040.00	\$53,040.00

Latitude: 40.76483 Longitude: -73.596891

Employer Name/Worksite Address	Graph	Count	Mean Wage	Median Wage	Lowest Wage	Highest Wage
GREATER NEW YORK CONFERENCE SEVENTH DAY ADVENTISTS, 211 JERICHO TURNPIKE, OLD WESTBURY, NY (https://www.google.com/maps/place/211%20JERICHO%20TURNPIKE,OLD%20WESTBURY,NY)	Graph	1	\$69,450.00	\$69,450.00	\$69,450.00	\$69,450.00
Totals	Graph	1	\$69,450.00	\$69,450.00	\$69,450.00	\$69,450.00

Latitude: 40.764863 Longitude: -73.955282

Employer Name/Employer Address	Graph	Count	Mean Wage	Median Wage	Lowest Wage	Highest Wage
WEILL CORNELL MEDICAL COLLEGE, 1300 YORK AVENUE, NEW YORK, NY (https://www.google.com/maps/place/1300%20YORK%20AVENUE,NEW%20YORK,NY)	Graph	115	\$75,292.06	\$56,908.80	\$43,264.00	\$250,000.00
Totals	Graph	115	\$75,292.06	\$56,908.80	\$43,264.00	\$250,000.00

Employer Name/Worksite Address	Graph	Count	Mean Wage	Median Wage	Lowest Wage	Highest Wage
WEILL CORNELL MEDICAL COLLEGE, 1300 YORK AVENUE, NEW YORK, NY (https://www.google.com/maps/place/1300%20YORK%20AVENUE,NEW%20YORK,NY)	Graph	59	\$61,074.79	\$53,160.00	\$43,264.00	\$160,000.00
Totals	Graph	59	\$61,074.79	\$53,160.00	\$43,264.00	\$160,000.00

Latitude: 40.764876 Longitude: -73.835366

Employer Name/Employer Address	Graph	Count	Mean Wage	Median Wage	Lowest Wage	Highest Wage
W & L GROUP CONSTRUCTION, INC., 34-28 COLLINS PLACE, FLUSHING, NY (https://www.google.com/maps/place/34-28%20COLLINS%20PLACE,FLUSHING,NY)	Graph	2	\$62,400.00	\$62,400.00	\$62,400.00	\$62,400.00
Totals	Graph	2	\$62,400.00	\$62,400.00	\$62,400.00	\$62,400.00

Employer Name/Worksite Address	Graph	Count	Mean Wage	Median Wage	Lowest Wage	Highest Wage
W & L GROUP CONSTRUCTION, INC., 34-28 COLLINS PLACE, FLUSHING, NY (https://www.google.com/maps/place/34-28%20COLLINS%20PLACE,FLUSHING,NY)	Graph	2	\$62,400.00	\$62,400.00	\$62,400.00	\$62,400.00
Totals	Graph	2	\$62,400.00	\$62,400.00	\$62,400.00	\$62,400.00

Latitude: 40.764898 Longitude: -73.978729

Employer Name/Employer Address	Graph	Count	Mean Wage	Median Wage	Lowest Wage
ARCADIA INVESTMENT PARTNERS, LLC, 152 WEST 57TH STREET, 47TH FLOOR, NEW YORK, NY (https://www.google.com/maps/place/152%20WEST%2057TH%20STREET,%2047TH%20FLOOR,NEW%20YORK,NY)	Graph	1	\$125,000.00	\$125,000.00	\$125,000.00

Employer Name/Employer Address	Graph	Count	Mean Wage	Median Wage	Lowest Wage
BAF MANAGMENT LP, 152 WEST 57TH STREET, NEW YORK, NY (https://www.google.com/maps/place/152%20WEST%2057TH%20STREET,NEW%20YORK,NY)	Graph	1	\$100,000.00	\$100,000.00	\$100,000.00
CLI NY LLC, 152 W. 57TH STREET, SUITE 3901, NEW YORK, NY (https://www.google.com/maps/place/152%20W.%2057TH%20STREET,%20SUITE%203901,NEW%20YORK,NY)	Graph	1	\$65,748.80	\$65,748.80	\$65,748.80
DYAL PARTNERS LP, 152 WEST 57TH STREET, NEW YORK, NY (https://www.google.com/maps/place/152%20WEST%2057TH%20STREET,NEW%20YORK,NY)	Graph	1	\$154,003.00	\$154,003.00	\$154,003.00
GAIA REAL ESTATE LLC, 152 WEST 57TH STREET, NEW YORK, NY (https://www.google.com/maps/place/152%20WEST%2057TH%20STREET,NEW%20YORK,NY)	Graph	1	\$265,000.00	\$265,000.00	\$265,000.00
GAMECHANGE SOLAR, LLC, 152 WEST 57TH STREET, 17TH FLOOR, NEW YORK, NY (https://www.google.com/maps/place/152%20WEST%2057TH%20STREET,%2017TH%20FLOOR,NEW%20YORK,NY)	Graph	1	\$52,749.00	\$52,749.00	\$52,749.00
MASSAR CAPITAL MANAGEMENT LP, 152 WEST 57TH STREET, NEW YORK, NY (https://www.google.com/maps/place/152%20WEST%2057TH%20STREET,NEW%20YORK,NY)	Graph	1	\$95,200.00	\$95,200.00	\$95,200.00
SBERBANK CIB USA, INC., 152 WEST 57TH STREET, NEW YORK, NY (https://www.google.com/maps/place/152%20WEST%2057TH%20STREET,NEW%20YORK,NY)	Graph	1	\$140,000.00	\$140,000.00	\$140,000.00
SCOPIA CAPITAL MANAGEMENT LP, 152 WEST 57TH STREET, NEW YORK, NY (https://www.google.com/maps/place/152%20WEST%2057TH%20STREET,NEW%20YORK,NY)	Graph	1	\$150,000.00	\$150,000.00	\$150,000.00
SIGNET HEALTHCARE MANAGEMENT LLC, 152 WEST 57TH STREET, NEW YORK, NY (https://www.google.com/maps/place/152%20WEST%2057TH%20STREET,NEW%20YORK,NY)	Graph	1	\$110,000.00	\$110,000.00	\$110,000.00
TAP ADVISORS LLC, 152 WEST 57TH STREET, NEW YORK, NY (https://www.google.com/maps/place/152%20WEST%2057TH%20STREET,NEW%20YORK,NY)	Graph	1	\$130,000.00	\$130,000.00	\$130,000.00
GAMECHANGE SOLAR, LLC, 152 WEST 57TH STREET, NEW YORK, NY (https://www.google.com/maps/place/152%20WEST%2057TH%20STREET,NEW%20YORK,NY)	Graph	2	\$67,500.00	\$65,000.00	\$65,000.00
TAP ADVISORS LLC, 152 WEST 57TH STREET, NEW YORK, NY (https://www.google.com/maps/place/152%20WEST%2057TH%20STREET,NEW%20YORK,NY)	Graph	2	\$75,000.00	\$75,000.00	\$75,000.00
NAGASHIMA OHNO & TSUNEMATSU NY LLP, 152 WEST 57TH STREET, NEW YORK, NY (https://www.google.com/maps/place/152%20WEST%2057TH%20STREET,NEW%20YORK,NY)	Graph	3	\$156,666.67	\$150,000.00	\$150,000.00
NUVERSE ADVISORS LLC, 152 WEST 57TH STREET, NEW YORK, NY (https://www.google.com/maps/place/152%20WEST%2057TH%20STREET,NEW%20YORK,NY)	Graph	3	\$72,547.73	\$69,388.80	\$47,000.00
MANA PARTNERS LLC, 152 WEST 57TH STREET, NEW YORK, NY (https://www.google.com/maps/place/152%20WEST%2057TH%20STREET,NEW%20YORK,NY)	Graph	4	\$125,000.00	\$110,000.00	\$110,000.00
Totals	Graph	25	\$114,413.76	\$110,000.00	\$47,000.00

Employer Name/Worksite Address	Graph	Count	Mean Wage	Median Wage	Lowest Wage
ARCADIA INVESTMENT PARTNERS, LLC, 152 WEST 57TH STREET, 47TH FLOOR, NEW YORK, NY (https://www.google.com/maps/place/152%20WEST%2057TH%20STREET,%2047TH%20FLOOR,NEW%20YORK,NY)	Graph	1	\$125,000.00	\$125,000.00	\$125,000.00
CLI NY LLC, 152 W. 57TH STREET, SUITE 3901, NEW YORK, NY (https://www.google.com/maps/place/152%20W.%2057TH%20STREET,%20SUITE%203901,NEW%20YORK,NY)	Graph	1	\$65,748.80	\$65,748.80	\$65,748.80
GAMECHANGE SOLAR, LLC, 152 WEST 57TH STREET, 17TH FLOOR, NEW YORK, NY (https://www.google.com/maps/place/152%20WEST%2057TH%20STREET,%2017TH%20FLOOR,NEW%20YORK,NY)	Graph	1	\$52,749.00	\$52,749.00	\$52,749.00
GREYSTONE SERVICING CORPORATION, INC., 152 W 57TH STREET, NEW YORK, NY (https://www.google.com/maps/place/152%20W.%2057TH%20STREET,NEW%20YORK,NY)	Graph	1	\$115,000.00	\$115,000.00	\$115,000.00
GREYSTONE SERVICING CORPORATION, INC., 152 W. 57TH STREET, NEW YORK, NY (https://www.google.com/maps/place/152%20W.%2057TH%20STREET,NEW%20YORK,NY)	Graph	1	\$75,000.00	\$75,000.00	\$75,000.00
SIGNET HEALTHCARE MANAGEMENT LLC, 152 WEST 57TH STREET, NEW YORK, NY (https://www.google.com/maps/place/152%20WEST%2057TH%20STREET,NEW%20YORK,NY)	Graph	19	\$116,297.17	\$110,000.00	\$65,000.00
Totals	Graph	24	\$110,131.00	\$110,000.00	\$52,749.00

Latitude: 40.764907 Longitude: -73.980401

Employer Name/Employer Address	Graph	Count	Mean Wage	Median Wage	Lowest Wage	Highest Wage
CARNEGIE HALL CORPORATION, 881 SEVENTH AVENUE, NEW YORK, NY (https://www.google.com/maps/place/881%20SEVENTH%20AVENUE,NEW%20YORK,NY)	Graph	1	\$65,000.00	\$65,000.00	\$65,000.00	\$65,000.00
Totals	Graph	1	\$65,000.00	\$65,000.00	\$65,000.00	\$65,000.00

Employer Name/Worksite Address	Graph	Count	Mean Wage	Median Wage	Lowest Wage	Highest Wage
CARNEGIE HALL CORPORATION, 881 SEVENTH AVENUE, NEW YORK, NY (https://www.google.com/maps/place/881%20SEVENTH%20AVENUE,NEW%20YORK,NY)	Graph	1	\$65,000.00	\$65,000.00	\$65,000.00	\$65,000.00
Totals	Graph	1	\$65,000.00	\$65,000.00	\$65,000.00	\$65,000.00

Latitude: 40.764909 Longitude: -73.8118

Employer Name/Worksite Address	Graph	Count	Mean Wage	Median Wage	Lowest Wage	Highest Wage
T L ENGINEERING, P.C., 153-01 NORTHERN BLVD., SUITE 2C, FLUSHING, NY (https://www.google.com/maps/place/153-01%20NORTHERN%20BLVD.,%20SUITE%202C,FLUSHING,NY)	Graph	2	\$48,526.40	\$39,956.80	\$39,956.80	\$57,096.00
Totals	Graph	2	\$48,526.40	\$39,956.80	\$39,956.80	\$57,096.00

Employer Name/Worksite Address	Graph	Count	Mean Wage	Median Wage	Lowest Wage	Highest Wage
T L ENGINEERING, P.C., 153-01 NORTHERN BLVD., SUITE 2C, FLUSHING, NY (https://www.google.com/maps/place/153-01%20NORTHERN%20BLVD.,%20SUITE%202C,FLUSHING,NY)	Graph	2	\$48,526.40	\$39,956.80	\$39,956.80	\$57,096.00
Totals	Graph	2	\$48,526.40	\$39,956.80	\$39,956.80	\$57,096.00

Latitude: 40.764922 Longitude: -73.978445

Employer Name/Worksite Address	Graph	Count	Mean Wage	Median Wage	Lowest Wage	Highest Wage
GOLDSTEIN & LEE, P.C., 145 WEST 57TH STREET, NEW YORK, NY (https://www.google.com/maps/place/145%20WEST%2057TH%20STREET,NEW%20YORK,NY)	Graph	1	\$79,123.00	\$79,123.00	\$79,123.00	\$79,123.00
Totals	Graph	1	\$79,123.00	\$79,123.00	\$79,123.00	\$79,123.00

Employer Name/Worksite Address	Graph	Count	Mean Wage	Median Wage	Lowest Wage	Highest Wage
GOLDSTEIN & LEE, P.C., 145 WEST 57TH STREET, NEW YORK, NY (https://www.google.com/maps/place/145%20WEST%2057TH%20STREET,NEW%20YORK,NY)	Graph	1	\$79,123.00	\$79,123.00	\$79,123.00	\$79,123.00
Totals	Graph	1	\$79,123.00	\$79,123.00	\$79,123.00	\$79,123.00

Latitude: 40.764937 Longitude: -73.98286

Employer Name/Worksite Address	Graph	Count	Mean Wage	Median Wage	Lowest Wage	Highest Wage
55 CAPITAL PARTNERS LLC, 250 WEST 55TH STREET, NEW YORK, NY (https://www.google.com/maps/place/250%20WEST%2055TH%20STREET,NEW%20YORK,NY)	Graph	1	\$150,000.00	\$150,000.00	\$150,000.00	\$150,000.00
LFG AMERICA PTY LIMITED, 250 WEST 55TH STREET, NEW YORK, NY (https://www.google.com/maps/place/250%20WEST%2055TH%20STREET,NEW%20YORK,NY)	Graph	1	\$1,000,000.00	\$1,000,000.00	\$1,000,000.00	\$1,000,000.00
DWIGHT CAPITAL LLC, 250 WEST 55TH STREET, NY, NY (https://www.google.com/maps/place/250%20WEST%2055TH%20STREET,NY,NY)	Graph	2	\$80,454.40	\$65,748.80	\$65,748.80	\$95,160.00
MORRISON & FOERSTER LLP, 250 W 55TH STREET, NEW YORK, NY (https://www.google.com/maps/place/250%20W%2055TH%20STREET,NEW%20YORK,NY)	Graph	2	\$227,500.00	\$130,000.00	\$130,000.00	\$325,000.00
WATSON FARLEY & WILLIAMS LLP, 250 WEST 55TH STREET, NEW YORK, NY (https://www.google.com/maps/place/250%20WEST%2055TH%20STREET,NEW%20YORK,NY)	Graph	2	\$111,000.00	\$100,000.00	\$100,000.00	\$122,000.00
SQUAREPOINT OPS LLC, 250 W 55TH STREET, NEW YORK, NY (https://www.google.com/maps/place/250%20W%2055TH%20STREET,NEW%20YORK,NY)	Graph	5	\$93,900.00	\$85,000.00	\$84,500.00	\$120,000.00
SOROS FUND MANAGEMENT, LLC, 250 WEST 55TH STREET, NEW YORK, NY (https://www.google.com/maps/place/250%20WEST%2055TH%20STREET,NEW%20YORK,NY)	Graph	6	\$214,166.67	\$175,000.00	\$135,000.00	\$400,000.00
Totals	Graph	19	\$196,968.88	\$130,000.00	\$65,748.80	\$1,000,000.00

Employer Name/Worksite Address	Graph	Count	Mean Wage	Median Wage	Lowest Wage	Highest Wage
SQUAREPOINT OPS LLC, 250 W 55TH ST, NEW YORK, NY (https://www.google.com/maps/place/250%20W%2055TH%20ST,NEW%20YORK,NY)	Graph	1	\$95,000.00	\$95,000.00	\$95,000.00	\$95,000.00
SQUAREPOINT OPS LLC, 250 W 55TH STREET, NEW YORK, NY (https://www.google.com/maps/place/250%20W%2055TH%20STREET,NEW%20YORK,NY)	Graph	3	\$96,500.00	\$85,000.00	\$84,500.00	\$120,000.00
LFG AMERICA PTY LIMITED, 250 WEST 55TH STREET, NEW YORK, NY (https://www.google.com/maps/place/250%20WEST%2055TH%20STREET,NEW%20YORK,NY)	Graph	12	\$235,083.33	\$150,000.00	\$79,000.00	\$1,000,000.00
Totals	Graph	16	\$200,343.75	\$122,000.00	\$79,000.00	\$1,000,000.00

Latitude: 40.76502 Longitude: -73.519992

Employer Name/Worksite Address	Graph	Count	Mean Wage	Median Wage	Lowest Wage	Highest Wage
PROF ORTHOPEDIC & SPORTS PHYSICAL THERAPY, 55 EAST OLD COUNTY ROAD, HICKSVILLE, NY (https://www.google.com/maps/place/55%20EAST%20OLD%20COUNTY%20ROAD,HICKSVILLE,NY)	Graph	1	\$75,000.00	\$75,000.00	\$75,000.00	\$75,000.00
Totals	Graph	1	\$75,000.00	\$75,000.00	\$75,000.00	\$75,000.00

Latitude: 40.765078 Longitude: -73.982039

Employer Name/Worksite Address	Graph	Count	Mean Wage	Median Wage	Lowest Wage	Highest Wage
VICTORIA'S SECRET STORES, LLC, 1740 BROADWAY, NEW YORK, NY (https://www.google.com/maps/place/1740%20BROADWAY,NEW%20YORK,NY)	Graph	6	\$72,033.33	\$66,000.00	\$52,000.00	\$90,600.00
Totals	Graph	6	\$72,033.33	\$66,000.00	\$52,000.00	\$90,600.00

Latitude: 40.765079 Longitude: -73.82049

Employer Name/Worksite Address	Graph	Count	Mean Wage	Median Wage	Lowest Wage	Highest Wage
NEWBANK, 146-01 NORTHERN BLVD, FLUSHING, NY (https://www.google.com/maps/place/146-01%20NORTHERN%20BLVD,FLUSHING,NY)	Graph	1	\$49,254.40	\$49,254.40	\$49,254.40	\$49,254.40
Totals	Graph	1	\$49,254.40	\$49,254.40	\$49,254.40	\$49,254.40

Employer Name/Worksite Address	Graph	Count	Mean Wage	Median Wage	Lowest Wage	Highest Wage
NEWBANK, 146-01 NORTHERN BLVD, FLUSHING, NY (https://www.google.com/maps/place/146-01%20NORTHERN%20BLVD,FLUSHING,NY)	Graph	1	\$49,254.40	\$49,254.40	\$49,254.40	\$49,254.40
Totals	Graph	1	\$49,254.40	\$49,254.40	\$49,254.40	\$49,254.40

Latitude: 40.765096 Longitude: -73.955111

Employer Name/Worksite Address	Graph	Count	Mean Wage	Median Wage	Lowest Wage	Highest Wage
WEILL CORNELL MEDICAL COLLEGE, 1305 YORK AVENUE, NEW YORK, NY (https://www.google.com/maps/place/1305%20YORK%20AVENUE,NEW%20YORK,NY)	Graph	4	\$107,296.75	\$72,137.00	\$50,346.00	\$225,000.00
Totals	Graph	4	\$107,296.75	\$72,137.00	\$50,346.00	\$225,000.00

Latitude: 40.765139 Longitude: -73.516369

Employer Name/Worksite Address	Graph	Count	Mean Wage	Median Wage	Lowest Wage	Highest Wage
RELIABLE GROUP VENTURES LLC, 70 E. OLD COUNTRY ROAD, HICKSVILLE, NY (https://www.google.com/maps/place/70%20E.%20OLD%20COUNTRY%20ROAD,HICKSVILLE,NY)	Graph	6	\$75,579.17	\$76,500.00	\$61,975.00	\$85,000.00

Employer Name/Employer Address	Graph	Count	Mean Wage	Median Wage	Lowest Wage	Highest Wage
Totals	Graph	6	\$75,579.17	\$76,500.00	\$61,975.00	\$85,000.00

Employer Name/Worksite Address	Graph	Count	Mean Wage	Median Wage	Lowest Wage	Highest Wage
RELIABLE GROUP VENTURES LLC, 70 E. OLD COUNTRY ROAD, HICKSVILLE, NY (https://www.google.com/maps/place/70%20E.%20OLD%20COUNTRY%20ROAD,HICKSVILLE,NY)	Graph	6	\$75,579.17	\$76,500.00	\$61,975.00	\$85,000.00
Totals	Graph	6	\$75,579.17	\$76,500.00	\$61,975.00	\$85,000.00

Latitude: 40.76516 Longitude: -73.957505

Employer Name/Worksite Address	Graph	Count	Mean Wage	Median Wage	Lowest Wage	Highest Wage
WEILL CORNELL MEDICAL COLLEGE, 415 E. 68TH STREET, NEW YORK, NY (https://www.google.com/maps/place/415%20E.%2068TH%20STREET,NEW%20YORK,NY)	Graph	1	\$160,000.00	\$160,000.00	\$160,000.00	\$160,000.00
Totals	Graph	1	\$160,000.00	\$160,000.00	\$160,000.00	\$160,000.00

Latitude: 40.765283 Longitude: -73.814558

Employer Name/Employer Address	Graph	Count	Mean Wage	Median Wage	Lowest Wage	Highest Wage
VITAMIN PHARMACY INC, 150-15 NORTHERN BLVD, FLUSHING, NY (https://www.google.com/maps/place/150-15%20NORTHERN%20BLVD,FLUSHING,NY)	Graph	1	\$93,600.00	\$93,600.00	\$93,600.00	\$93,600.00
Totals	Graph	1	\$93,600.00	\$93,600.00	\$93,600.00	\$93,600.00

Employer Name/Worksite Address	Graph	Count	Mean Wage	Median Wage	Lowest Wage	Highest Wage
VITAMIN PHARMACY INC, 150-15 NORTHERN BLVD, FLUSHING, NY (https://www.google.com/maps/place/150-15%20NORTHERN%20BLVD,FLUSHING,NY)	Graph	1	\$93,600.00	\$93,600.00	\$93,600.00	\$93,600.00
Totals	Graph	1	\$93,600.00	\$93,600.00	\$93,600.00	\$93,600.00

Latitude: 40.765299 Longitude: -73.980279

Employer Name/Employer Address	Graph	Count	Mean Wage	Median Wage	Lowest Wage	Highest Wage
JS CAPITAL MANAGEMENT LLC, 888 SEVENTH AVENUE, NEW YORK, NY (https://www.google.com/maps/place/888%20SEVENTH%20AVENUE,NEW%20YORK,NY)	Graph	2	\$250,000.00	\$150,000.00	\$150,000.00	\$350,000.00
TPG CAPITAL - NEW YORK INC., 888 7TH AVENUE, NEW YORK, NY (https://www.google.com/maps/place/888%207TH%20AVENUE,NEW%20YORK,NY)	Graph	2	\$90,000.00	\$65,000.00	\$65,000.00	\$115,000.00
TPG RE - NEW YORK INC, 888 7TH AVENUE, NEW YORK, NY (https://www.google.com/maps/place/888%207TH%20AVENUE,NEW%20YORK,NY)	Graph	2	\$180,000.00	\$135,000.00	\$135,000.00	\$225,000.00
VISTRA USA LLC, 888 7TH AVE, NEW YORK, NY (https://www.google.com/maps/place/888%207TH%20AVE,NEW%20YORK,NY)	Graph	2	\$120,837.50	\$56,451.00	\$56,451.00	\$185,224.00
Totals	Graph	8	\$160,209.38	\$135,000.00	\$56,451.00	\$350,000.00

Employer Name/Worksite Address	Graph	Count	Mean Wage	Median Wage	Lowest Wage	Highest Wage
HONGKUN USA REAL ESTATE DEVELOPMENT, LLC, 888 7TH STREET, 28TH FLOOR, NEW YORK, NY (https://www.google.com/maps/place/888%207TH%20STREET,%2028TH%20FLOOR,NEW%20YORK,NY)	Graph	1	\$75,000.00	\$75,000.00	\$75,000.00	\$75,000.00
MARKETSHARE PARTNERS LLC, 888 7TH AVE., NEW YORK, NY (https://www.google.com/maps/place/888%207TH%20AVE.,NEW%20YORK,NY)	Graph	1	\$143,860.00	\$143,860.00	\$143,860.00	\$143,860.00
JS CAPITAL MANAGEMENT LLC, 888 SEVENTH AVENUE, NEW YORK, NY (https://www.google.com/maps/place/888%20SEVENTH%20AVENUE,NEW%20YORK,NY)	Graph	2	\$250,000.00	\$150,000.00	\$150,000.00	\$350,000.00

Employer Name/Worksite Address	Graph	Count	Mean Wage	Median Wage	Lowest Wage	Highest Wage
VISTRA USA LLC, 888 7TH AVENUE, NEW YORK, NY (https://www.google.com/maps/place/888%207TH%20AVENUE,NEW%20YORK,NY)	Graph	8	\$150,834.38	\$125,000.00	\$56,451.00	\$300,000.00
Totals	Graph	12	\$160,461.25	\$135,000.00	\$56,451.00	\$350,000.00

Latitude: 40.765303 Longitude: -73.95396

Employer Name/Employer Address	Graph	Count	Mean Wage	Median Wage	Lowest Wage	Highest Wage
NEW YORK SOCIETY FOR RELIEF OF RUPTURED AND CRIPPLED, 535 EAST 70TH STREET, NEW YORK, NY (https://www.google.com/maps/place/535%20EAST%2070TH%20STREET,NEW%20YORK,NY)	Graph	4	\$97,011.25	\$105,000.00	\$53,044.99	\$120,000.00
NEW YORK SOCIETY FOR RELIEF OF RUPTURED & CRIPPLED, 535 EAST 70TH STREET, NEW YORK, NY (https://www.google.com/maps/place/535%20EAST%2070TH%20STREET,NEW%20YORK,NY)	Graph	7	\$85,148.19	\$90,917.55	\$47,500.00	\$115,000.00
NEW YORK SOCIETY FOR RELIEF OF RUPTURED & CRIPPLED, 535 EAST 70TH STREET, NEW YORK, NY (https://www.google.com/maps/place/535%20EAST%2070TH%20STREET,NEW%20YORK,NY)	Graph	13	\$81,290.34	\$62,776.53	\$42,000.00	\$125,000.00
Totals	Graph	24	\$85,035.70	\$90,917.55	\$42,000.00	\$125,000.00

Employer Name/Worksite Address	Graph	Count	Mean Wage	Median Wage	Lowest Wage	Highest Wage
SOFTNICE, INC., 535 E 70TH STREET, NEW YORK, NY (https://www.google.com/maps/place/535%20E%2070TH%20STREET,NEW%20YORK,NY)	Graph	1	\$60,000.00	\$60,000.00	\$60,000.00	\$60,000.00
NEW YORK SOCIETY FOR RELIEF OF RUPTURED & CRIPPLED, 535 EAST 70TH STREET, NEW YORK, NY (https://www.google.com/maps/place/535%20EAST%2070TH%20STREET,NEW%20YORK,NY)	Graph	24	\$85,035.70	\$90,917.55	\$42,000.00	\$125,000.00
Totals	Graph	25	\$84,034.27	\$90,917.55	\$42,000.00	\$125,000.00

Latitude: 40.765318 Longitude: -73.423297

Employer Name/Employer Address	Graph	Count	Mean Wage	Median Wage	Lowest Wage	Highest Wage
LODGING SOLUTIONS LLC, 265 BROADHOLLOW RD, MELVILLE, NY (https://www.google.com/maps/place/265%20BROADHOLLOW%20RD,MELVILLE,NY)	Graph	5	\$101,000.00	\$100,000.00	\$60,000.00	\$140,000.00
Totals	Graph	5	\$101,000.00	\$100,000.00	\$60,000.00	\$140,000.00

Employer Name/Worksite Address	Graph	Count	Mean Wage	Median Wage	Lowest Wage	Highest Wage
MINDTREE LIMITED, 265 BROADHOLLOW RD, MELVILLE, NY (https://www.google.com/maps/place/265%20BROADHOLLOW%20RD,MELVILLE,NY)	Graph	7	\$84,872.14	\$72,821.00	\$72,821.00	\$130,000.00
Totals	Graph	7	\$84,872.14	\$72,821.00	\$72,821.00	\$130,000.00

Latitude: 40.765357 Longitude: -73.547454

Employer Name/Employer Address	Graph	Count	Mean Wage	Median Wage	Lowest Wage	Highest Wage
QBEDDING INC., 495 WEST JOHN STREET, HICKSVILLE, NY (https://www.google.com/maps/place/495%20WEST%20JOHN%20STREET,HICKSVILLE,NY)	Graph	1	\$45,000.00	\$45,000.00	\$45,000.00	\$45,000.00
Totals	Graph	1	\$45,000.00	\$45,000.00	\$45,000.00	\$45,000.00

Employer Name/Worksite Address	Graph	Count	Mean Wage	Median Wage	Lowest Wage	Highest Wage
QBEDDING INC., 495 WEST JOHN STREET, HICKSVILLE, NY (https://www.google.com/maps/place/495%20WEST%20JOHN%20STREET,HICKSVILLE,NY)	Graph	1	\$45,000.00	\$45,000.00	\$45,000.00	\$45,000.00

Employer Name/Worksite Address	Graph	Count	Mean Wage	Median Wage	Lowest Wage	Highest Wage
Totals	Graph	1	\$45,000.00	\$45,000.00	\$45,000.00	\$45,000.00

Latitude: 40.765371 Longitude: -73.982085

Employer Name/Employer Address	Graph	Count	Mean Wage	Median Wage	Lowest Wage	Highest Wage
OGLETREE, DEAKINS, NASH, SMOAK, & STEWART, LLP, 1745 BROADWAY, NEW YORK, NY (https://www.google.com/maps/place/1745%20BROADWAY,NEW%20YORK,NY)	Graph	1	\$165,000.00	\$165,000.00	\$165,000.00	\$165,000.00
BERTELSMANN, INC., 1745 BROADWAY, NEW YORK, NY (https://www.google.com/maps/place/1745%20BROADWAY,NEW%20YORK,NY)	Graph	2	\$130,000.00	\$130,000.00	\$130,000.00	\$130,000.00
PENGUIN RANDOM HOUSE LLC, 1745 BROADWAY, NEW YORK, NY (https://www.google.com/maps/place/1745%20BROADWAY,NEW%20YORK,NY)	Graph	3	\$71,649.87	\$56,236.00	\$48,713.60	\$110,000.00
Totals	Graph	6	\$106,658.27	\$110,000.00	\$48,713.60	\$165,000.00

Employer Name/Worksite Address	Graph	Count	Mean Wage	Median Wage	Lowest Wage	Highest Wage
OGLETREE, DEAKINS, NASH, SMOAK, & STEWART, LLP, 1745 BROADWAY, NEW YORK, NY (https://www.google.com/maps/place/1745%20BROADWAY,NEW%20YORK,NY)	Graph	17	\$102,078.56	\$100,154.00	\$48,713.60	\$165,000.00
Totals	Graph	17	\$102,078.56	\$100,154.00	\$48,713.60	\$165,000.00

Latitude: 40.765404 Longitude: -73.96036

Employer Name/Employer Address	Graph	Count	Mean Wage	Median Wage	Lowest Wage	Highest Wage
NEW YORK BLOOD CENTER, 310 EAST 67TH STREET, NEW YORK, NY (https://www.google.com/maps/place/310%20EAST%2067TH%20STREET,NEW%20YORK,NY)	Graph	6	\$70,940.20	\$67,530.67	\$61,380.00	\$83,558.75
Totals	Graph	6	\$70,940.20	\$67,530.67	\$61,380.00	\$83,558.75

Employer Name/Worksite Address	Graph	Count	Mean Wage	Median Wage	Lowest Wage	Highest Wage
NEW YORK BLOOD CENTER, 310 EAST 67TH STREET, NEW YORK, NY (https://www.google.com/maps/place/310%20EAST%2067TH%20STREET,NEW%20YORK,NY)	Graph	5	\$68,416.49	\$67,530.67	\$61,380.00	\$79,996.80
Totals	Graph	5	\$68,416.49	\$67,530.67	\$61,380.00	\$79,996.80

Latitude: 40.765406 Longitude: -73.550664

Employer Name/Employer Address	Graph	Count	Mean Wage	Median Wage	Lowest Wage	Highest Wage
NATIONAL MAINTENANCE SUPPLY CO. INC., 82 CANTIAGUE ROCK ROAD, WESTBURY, NY (https://www.google.com/maps/place/82%20CANTIAGUE%20ROCK%20ROAD,WESTBURY,NY)	Graph	1	\$53,331.20	\$53,331.20	\$53,331.20	\$53,331.20
Totals	Graph	1	\$53,331.20	\$53,331.20	\$53,331.20	\$53,331.20

Employer Name/Worksite Address	Graph	Count	Mean Wage	Median Wage	Lowest Wage	Highest Wage
NATIONAL MAINTENANCE SUPPLY CO. INC., 82 CANTIAGUE ROCK ROAD, WESTBURY, NY (https://www.google.com/maps/place/82%20CANTIAGUE%20ROCK%20ROAD,WESTBURY,NY)	Graph	1	\$53,331.20	\$53,331.20	\$53,331.20	\$53,331.20
Totals	Graph	1	\$53,331.20	\$53,331.20	\$53,331.20	\$53,331.20

Latitude: 40.765413 Longitude: -73.771756

Employer Name/Employer Address	Graph	Count	Mean Wage	Median Wage	Lowest Wage	Highest Wage
--------------------------------	-------	-------	-----------	-------------	-------------	--------------

Employer Name/Employer Address	Graph	Count	Mean Wage	Median Wage	Lowest Wage	Highest Wage
PARK SIDE CONSTRUCTION BUILDERS CORP., 213-33 39TH AVENUE, BAYSIDE, NY (https://www.google.com/maps/place/213-33%2039TH%20AVENUE,BAYSIDE,NY)	Graph	1	\$120,000.00	\$120,000.00	\$120,000.00	\$120,000.00
Totals	Graph	1	\$120,000.00	\$120,000.00	\$120,000.00	\$120,000.00

Employer Name/Worksite Address	Graph	Count	Mean Wage	Median Wage	Lowest Wage	Highest Wage
PARK SIDE CONSTRUCTION BUILDERS CORP., 213-33 39TH AVENUE, BAYSIDE, NY (https://www.google.com/maps/place/213-33%2039TH%20AVENUE,BAYSIDE,NY)	Graph	1	\$120,000.00	\$120,000.00	\$120,000.00	\$120,000.00
Totals	Graph	1	\$120,000.00	\$120,000.00	\$120,000.00	\$120,000.00

Latitude: 40.765414 Longitude: -73.832096

Employer Name/Worksite Address	Graph	Count	Mean Wage	Median Wage	Lowest Wage	Highest Wage
TAIYO SEAFOOD NY INC., 33-59 FARRINGTON STREET, FLUSHING, NY (https://www.google.com/maps/place/33-59%20FARRINGTON%20STREET,FLUSHING,NY)	Graph	1	\$57,886.40	\$57,886.40	\$57,886.40	\$57,886.40
Totals	Graph	1	\$57,886.40	\$57,886.40	\$57,886.40	\$57,886.40

Latitude: 40.765426 Longitude: -73.969775

Employer Name/Employer Address	Graph	Count	Mean Wage	Median Wage	Lowest Wage	Highest Wage
MACANDREWS & FORBES GROUP LLC, 35 EAST 62ND STREET, NEW YORK, NY (https://www.google.com/maps/place/35%20EAST%2062ND%20STREET,NEW%20YORK,NY)	Graph	2	\$152,500.00	\$145,000.00	\$145,000.00	\$160,000.00
Totals	Graph	2	\$152,500.00	\$145,000.00	\$145,000.00	\$160,000.00

Employer Name/Worksite Address	Graph	Count	Mean Wage	Median Wage	Lowest Wage	Highest Wage
MACANDREWS & FORBES GROUP LLC, 35 EAST 62ND STREET, NEW YORK, NY (https://www.google.com/maps/place/35%20EAST%2062ND%20STREET,NEW%20YORK,NY)	Graph	2	\$152,500.00	\$145,000.00	\$145,000.00	\$160,000.00
Totals	Graph	2	\$152,500.00	\$145,000.00	\$145,000.00	\$160,000.00

Latitude: 40.765438 Longitude: -73.96383

Employer Name/Worksite Address	Graph	Count	Mean Wage	Median Wage	Lowest Wage	Highest Wage
MEMORIAL SLOAN-KETTERING CANCER CENTER, 633 THIRD AVENUE, NEW YORK, NY (https://www.google.com/maps/place/633%20THIRD%20AVENUE,NEW%20YORK,NY)	Graph	1	\$108,570.00	\$108,570.00	\$108,570.00	\$108,570.00
Totals	Graph	1	\$108,570.00	\$108,570.00	\$108,570.00	\$108,570.00

Latitude: 40.765447 Longitude: -73.53122

Employer Name/Employer Address	Graph	Count	Mean Wage	Median Wage	Lowest Wage	Highest Wage
KALATY RUG CORPORATION, 156 DUFFY AVENUE, HICKSVILLE, NY (https://www.google.com/maps/place/156%20DUFFY%20AVENUE,HICKSVILLE,NY)	Graph	1	\$62,400.00	\$62,400.00	\$62,400.00	\$62,400.00
Totals	Graph	1	\$62,400.00	\$62,400.00	\$62,400.00	\$62,400.00

Employer Name/Worksite Address	Graph	Count	Mean Wage	Median Wage	Lowest Wage	Highest Wage
KALATY RUG CORPORATION, 156 DUFFY AVENUE, HICKSVILLE, NY (https://www.google.com/maps/place/156%20DUFFY%20AVENUE,HICKSVILLE,NY)	Graph	1	\$62,400.00	\$62,400.00	\$62,400.00	\$62,400.00

Employer Name/Worksite Address	Graph	Count	Mean Wage	Median Wage	Lowest Wage	Highest Wage
Totals	Graph	1	\$62,400.00	\$62,400.00	\$62,400.00	\$62,400.00

Latitude: 40.76546 Longitude: -73.980148

Employer Name/Worksite Address	Graph	Count	Mean Wage	Median Wage	Lowest Wage	Highest Wage
NIC INFO TEK INC, 224W 57ST, MANHATTAN, NEWYORK, NY (https://www.google.com/maps/place/224W%2057ST,%20MANHATTAN,NEWYORK,NY)	Graph	1	\$65,000.00	\$65,000.00	\$65,000.00	\$65,000.00
NIC INFO TEK, INC., 224W 57ST MANHATTAN, NEW YORK, NY (https://www.google.com/maps/place/224W%2057ST%20MANHATTAN,NEW%20YORK,NY)	Graph	1	\$60,000.00	\$60,000.00	\$60,000.00	\$60,000.00
Totals	Graph	2	\$62,500.00	\$60,000.00	\$60,000.00	\$65,000.00

Latitude: 40.765575 Longitude: -73.980333

Employer Name/Employer Address	Graph	Count	Mean Wage	Median Wage
DERMATOLOGY LASER GROUP PLLC, 200 W 57TH STREET, NEW YORK, NY (https://www.google.com/maps/place/200%20W%2057TH%20STREET,NEW%20YORK,NY)	Graph	1	\$66,000.00	\$66,000.00
EXTEND FERTILITY, LLC, 200 WEST 57TH STREET, SUITES 1101 & 1202, NEW YORK, NY (https://www.google.com/maps/place/200%20WEST%2057TH%20STREET,%20SUITES%201101%20%26%201202,NEW%20YORK,NY)	Graph	3	\$150,000.00	\$150,000.00
Totals	Graph	4	\$129,000.00	\$150,000.00

Employer Name/Worksite Address	Graph	Count	Mean Wage	Median Wage
DERMATOLOGY LASER GROUP PLLC, 200 W 57TH STREET, NEW YORK, NY (https://www.google.com/maps/place/200%20W%2057TH%20STREET,NEW%20YORK,NY)	Graph	1	\$66,000.00	\$66,000.00
EXTEND FERTILITY, LLC, 200 WEST 57TH STREET, SUITES 1101 & 1202, NEW YORK, NY (https://www.google.com/maps/place/200%20WEST%2057TH%20STREET,%20SUITES%201101%20%26%201202,NEW%20YORK,NY)	Graph	3	\$150,000.00	\$150,000.00
Totals	Graph	4	\$129,000.00	\$150,000.00

Latitude: 40.765598 Longitude: -73.174568

Employer Name/Employer Address	Graph	Count	Mean Wage	Median Wage	Lowest Wage	Highest Wage
PARUL PHARMACY INC., 48 LOWELL AVENUE, ISLIP TERRACE, NY (https://www.google.com/maps/place/48%20LOWELL%20AVENUE,ISLIP%20TERRACE,NY)	Graph	1	\$95,680.00	\$95,680.00	\$95,680.00	\$95,680.00
PARUL PHARMACY INC, 48 LOWELL AVENUE, ISLIP TERRACE, NY (https://www.google.com/maps/place/48%20LOWELL%20AVENUE,ISLIP%20TERRACE,NY)	Graph	2	\$61,391.20	\$52,998.40	\$52,998.40	\$69,784.00
Totals	Graph	3	\$72,820.80	\$69,784.00	\$52,998.40	\$95,680.00

Employer Name/Worksite Address	Graph	Count	Mean Wage	Median Wage	Lowest Wage	Highest Wage
PARUL PHARMACY INC, 48 LOWELL AVENUE, ISLIP TERRACE, NY (https://www.google.com/maps/place/48%20LOWELL%20AVENUE,ISLIP%20TERRACE,NY)	Graph	3	\$72,820.80	\$69,784.00	\$52,998.40	\$95,680.00
Totals	Graph	3	\$72,820.80	\$69,784.00	\$52,998.40	\$95,680.00

Latitude: 40.765607 Longitude: -73.923391

Employer Name/Employer Address	Graph	Count	Mean Wage	Median Wage	Lowest Wage	Highest Wage
SAINT DEMETRIOS GREEK AMERICAN SCHOOL, 30-03 30TH DRIVE, ASTORIA, NY (https://www.google.com/maps/place/30-03%2030TH%20DRIVE,ASTORIA,NY)	Graph	2	\$44,250.00	\$40,500.00	\$40,500.00	\$48,000.00
Totals	Graph	2	\$44,250.00	\$40,500.00	\$40,500.00	\$48,000.00

Employer Name/Worksite Address	Graph	Count	Mean Wage	Median Wage	Lowest Wage	Highest Wage
SAINT DEMETRIOS GREEK AMERICAN SCHOOL, 30-03 30TH DRIVE, ASTORIA, NY (https://www.google.com/maps/place/30-03%2030TH%20DRIVE,ASTORIA,NY)	Graph	2	\$44,250.00	\$40,500.00	\$40,500.00	\$48,000.00
Totals	Graph	2	\$44,250.00	\$40,500.00	\$40,500.00	\$48,000.00

Latitude: 40.765632 Longitude: -73.965619

Employer Name/Worksite Address	Graph	Count	Mean Wage	Median Wage	Lowest Wage	Highest Wage
IN PLUS INC, 853 LEXINGTON AVE, NEW YORK, NY (https://www.google.com/maps/place/853%20LEXINGTON%20AVE,NEW%20YORK,NY)	Graph	1	\$85,000.00	\$85,000.00	\$85,000.00	\$85,000.00
IN PLUS, INC., 853 LEXINGTON AVENUE, NEW YORK, NY (https://www.google.com/maps/place/853%20LEXINGTON%20AVENUE,NEW%20YORK,NY)	Graph	1	\$54,000.00	\$54,000.00	\$54,000.00	\$54,000.00
Totals	Graph	2	\$69,500.00	\$54,000.00	\$54,000.00	\$85,000.00

Employer Name/Worksite Address	Graph	Count	Mean Wage	Median Wage	Lowest Wage	Highest Wage
IN PLUS INC, 853 LEXINGTON AVE, NEW YORK, NY (https://www.google.com/maps/place/853%20LEXINGTON%20AVE,NEW%20YORK,NY)	Graph	1	\$85,000.00	\$85,000.00	\$85,000.00	\$85,000.00
IN PLUS, INC., 853 LEXINGTON AVENUE, NEW YORK, NY (https://www.google.com/maps/place/853%20LEXINGTON%20AVENUE,NEW%20YORK,NY)	Graph	1	\$54,000.00	\$54,000.00	\$54,000.00	\$54,000.00
Totals	Graph	2	\$69,500.00	\$54,000.00	\$54,000.00	\$85,000.00

Latitude: 40.765638 Longitude: -73.957661

Employer Name/Worksite Address	Graph	Count	Mean Wage	Median Wage	Lowest Wage	Highest Wage
THREADING STYLE OF NEW YORK INC., 1269 FIRST AVENUE, NEW YORK, NY (https://www.google.com/maps/place/1269%20FIRST%20AVENUE,NEW%20YORK,NY)	Graph	1	\$61,735.00	\$61,735.00	\$61,735.00	\$61,735.00
Totals	Graph	1	\$61,735.00	\$61,735.00	\$61,735.00	\$61,735.00

Employer Name/Worksite Address	Graph	Count	Mean Wage	Median Wage	Lowest Wage	Highest Wage
THREADING STYLE OF NEW YORK INC., 1269 FIRST AVENUE, NEW YORK, NY (https://www.google.com/maps/place/1269%20FIRST%20AVENUE,NEW%20YORK,NY)	Graph	1	\$61,735.00	\$61,735.00	\$61,735.00	\$61,735.00
Totals	Graph	1	\$61,735.00	\$61,735.00	\$61,735.00	\$61,735.00

Latitude: 40.765663 Longitude: -73.823626

Employer Name/Worksite Address	Graph	Count	Mean Wage	Median Wage	Lowest Wage	Highest Wage
SAPPHIRE CENTER FOR REHABILITATION & NURSING OF CENTRAL QUEENS LLC, 35-15 PARSONS BLVD, FLUSHING, NY (https://www.google.com/maps/place/35-15%20PARSONS%20BLVD,FLUSHING,NY)	Graph	1	\$45,000.00	\$45,000.00	\$45,000.00	\$45,000.00
Totals	Graph	1	\$45,000.00	\$45,000.00	\$45,000.00	\$45,000.00

Employer Name/Worksite Address	Graph	Count	Mean Wage	Median Wage	Lowest Wage	Highest Wage
SAPPHIRE CENTER FOR REHABILITATION & NURSING OF CENTRAL QUEENS LLC, 35-15 PARSONS BLVD, FLUSHING, NY (https://www.google.com/maps/place/35-15%20PARSONS%20BLVD,FLUSHING,NY)	Graph	1	\$45,000.00	\$45,000.00	\$45,000.00	\$45,000.00
Totals	Graph	1	\$45,000.00	\$45,000.00	\$45,000.00	\$45,000.00

Latitude: 40.765665 Longitude: -73.9571

Employer Name/Worksite Address	Graph	Count	Mean Wage	Median Wage	Lowest Wage	Highest Wage
WEILL CORNELL MEDICAL COLLEGE, 408 EAST 69TH STREET, 19TH FLOOR, NEW YORK, NY (https://www.google.com/maps/place/408%20EAST%2069TH%20STREET,%2019TH%20FLOOR,NEW%20YORK,NY)	Graph	1	\$58,052.80	\$58,052.80	\$58,052.80	\$58,052.80
Totals	Graph	1	\$58,052.80	\$58,052.80	\$58,052.80	\$58,052.80

Latitude: 40.765683 Longitude: -73.983753

Employer Name/Worksite Address	Graph	Count	Mean Wage	Median Wage	Lowest Wage	Highest Wage
R2 SYSTEMS INC., 939 EIGHTH AVENUE, NEW YORK, NY (https://www.google.com/maps/place/939%20EIGHTH%20AVENUE,NEW%20YORK,NY)	Graph	1	\$48,000.00	\$48,000.00	\$48,000.00	\$48,000.00
Totals	Graph	1	\$48,000.00	\$48,000.00	\$48,000.00	\$48,000.00

Latitude: 40.765697 Longitude: -73.982015

Employer Name/Worksite Address	Graph	Count	Mean Wage	Median Wage	Lowest Wage	Highest Wage
UMG RECORDINGS INC., 1755 BROADWAY, NEW YORK, NY (https://www.google.com/maps/place/1755%20BROADWAY,NEW%20YORK,NY)	Graph	1	\$43,600.00	\$43,600.00	\$43,600.00	\$43,600.00
UMG RECORDINGS, INC., 1755 BROADWAY, NEW YORK, NY (https://www.google.com/maps/place/1755%20BROADWAY,NEW%20YORK,NY)	Graph	1	\$120,000.00	\$120,000.00	\$120,000.00	\$120,000.00
Totals	Graph	2	\$81,800.00	\$43,600.00	\$43,600.00	\$120,000.00

Employer Name/Worksite Address	Graph	Count	Mean Wage	Median Wage	Lowest Wage	Highest Wage
UMG RECORDINGS INC., 1755 BROADWAY, NEW YORK, NY (https://www.google.com/maps/place/1755%20BROADWAY,NEW%20YORK,NY)	Graph	1	\$43,600.00	\$43,600.00	\$43,600.00	\$43,600.00
Totals	Graph	1	\$43,600.00	\$43,600.00	\$43,600.00	\$43,600.00

Latitude: 40.765728 Longitude: -73.521644

Employer Name/Worksite Address	Graph	Count	Mean Wage	Median Wage	Lowest Wage	Highest Wage
SIDDIQUI ENGINEERING, P.C., 183 BROADWAY, HICKSVILLE, NY (https://www.google.com/maps/place/183%20BROADWAY,HICKSVILLE,NY)	Graph	1	\$83,200.00	\$83,200.00	\$83,200.00	\$83,200.00
Totals	Graph	1	\$83,200.00	\$83,200.00	\$83,200.00	\$83,200.00

Employer Name/Worksite Address	Graph	Count	Mean Wage	Median Wage	Lowest Wage	Highest Wage
SIDDIQUI ENGINEERING, P.C., 183 BROADWAY, HICKSVILLE, NY (https://www.google.com/maps/place/183%20BROADWAY,HICKSVILLE,NY)	Graph	1	\$83,200.00	\$83,200.00	\$83,200.00	\$83,200.00
Totals	Graph	1	\$83,200.00	\$83,200.00	\$83,200.00	\$83,200.00

Latitude: 40.765782 Longitude: -73.954446

Employer Name/Worksite Address	Graph	Count	Mean Wage	Median Wage	Lowest Wage	Highest Wage
THE NEW YORK AND PRESBYTERIAN HOSPITAL, 1320 YORK AVENUE, NEW YORK, NY (https://www.google.com/maps/place/1320%20YORK%20AVENUE,NEW%20YORK,NY)	Graph	1	\$79,330.00	\$79,330.00	\$79,330.00	\$79,330.00
Totals	Graph	1	\$79,330.00	\$79,330.00	\$79,330.00	\$79,330.00

Latitude: 40.765786 Longitude: -73.957049

Employer Name/Worksite Address	Graph	Count	Mean Wage	Median Wage	Lowest Wage	Highest Wage
VIRTUSA CORPORATION, 409 E 69TH STREET, NEW YORK, NY (https://www.google.com/maps/place/409%20E%2069TH%20STREET,NEW%20YORK,NY)	Graph	1	\$118,000.00	\$118,000.00	\$118,000.00	\$118,000.00
WEILL CORNELL MEDICAL COLLEGE, 413 EAST 69TH STREET, NEW YORK, NY (https://www.google.com/maps/place/413%20EAST%2069TH%20STREET,NEW%20YORK,NY)	Graph	6	\$77,883.00	\$57,000.00	\$53,680.00	\$159,135.00
WEILL CORNELL MEDICAL COLLEGE, 413 E. 69TH STREET, NEW YORK, NY (https://www.google.com/maps/place/413%20E.%2069TH%20STREET,NEW%20YORK,NY)	Graph	14	\$56,566.91	\$54,228.00	\$46,350.00	\$85,000.00
Totals	Graph	21	\$65,582.61	\$54,651.00	\$46,350.00	\$159,135.00

Latitude: 40.765794 Longitude: -73.976686

Employer Name/Employer Address	Graph	Count	Mean Wage	Median Wage	Lowest Wage	Highest Wage
T INTERNATIONAL REALTY, LLC, 108 CENTRAL PARK SOUTH, NEW YORK, NY (https://www.google.com/maps/place/108%20CENTRAL%20PARK%20SOUTH,NEW%20YORK,NY)	Graph	1	\$60,000.00	\$60,000.00	\$60,000.00	\$60,000.00
Totals	Graph	1	\$60,000.00	\$60,000.00	\$60,000.00	\$60,000.00

Employer Name/Worksite Address	Graph	Count	Mean Wage	Median Wage	Lowest Wage	Highest Wage
T INTERNATIONAL REALTY, LLC, 108 CENTRAL PARK SOUTH, NEW YORK, NY (https://www.google.com/maps/place/108%20CENTRAL%20PARK%20SOUTH,NEW%20YORK,NY)	Graph	1	\$60,000.00	\$60,000.00	\$60,000.00	\$60,000.00
Totals	Graph	1	\$60,000.00	\$60,000.00	\$60,000.00	\$60,000.00

Latitude: 40.765811 Longitude: -73.913347

Employer Name/Employer Address	Graph	Count	Mean Wage	Median Wage	Lowest Wage	Highest Wage
ARJAY TELECOMMUNICATIONS, INC., 3154 STEINWAY STREET, ASTORIA, NY (https://www.google.com/maps/place/3154%20STEINWAY%20STREET,ASTORIA,NY)	Graph	2	\$55,525.50	\$54,600.00	\$54,600.00	\$56,451.00
Totals	Graph	2	\$55,525.50	\$54,600.00	\$54,600.00	\$56,451.00

Employer Name/Worksite Address	Graph	Count	Mean Wage	Median Wage	Lowest Wage	Highest Wage
ARJAY TELECOMMUNICATIONS, INC., 3154 STEINWAY STREET, ASTORIA, NY (https://www.google.com/maps/place/3154%20STEINWAY%20STREET,ASTORIA,NY)	Graph	2	\$55,525.50	\$54,600.00	\$54,600.00	\$56,451.00
Totals	Graph	2	\$55,525.50	\$54,600.00	\$54,600.00	\$56,451.00

Latitude: 40.765823 Longitude: -73.987179

Employer Name/Employer Address	Graph	Count	Mean Wage	Median Wage	L
AMAZON MEDIA GROUP LLC, 1350 AVE OF AMERICAS, NEW YORK, NY (https://www.google.com/maps/place/1350%20AVE%20OF%20AMERICAS,NEW%20YORK,NY)	Graph	1	\$95,000.00	\$95,000.00	\$9
BALLON STOLL BADER & NADLER P.C., 729 SEVENTH AVENUE, 17 FLOOR, NEW YORK, NY (https://www.google.com/maps/place/729%20SEVENTH%20AVENUE,%2017%20FLOOR,NEW%20YORK,NY)	Graph	1	\$39,416.00	\$39,416.00	\$3
CP GLOBAL CAPITAL, LLC, 1330 AVENUE OF THE AMERICAS, FL 36C, NEW YORK, NY (https://www.google.com/maps/place/1330%20AVENUE%20OF%20THE%20AMERICAS,%20FL%2036C,NEW%20YORK,NY)	Graph	1	\$65,748.80	\$65,748.80	\$6
IMG ARTISTS LLC, 7 WEST 54TH STREET (PLEIADES HOUSE), NEW YORK, NY (https://www.google.com/maps/place/7%20WEST%2054TH%20STREET%20(PLEIADES%20HOUSE),NEW%20YORK,NY)	Graph	1	\$36,000.00	\$36,000.00	\$3
INSTINET HOLDINGS INCORPORATED, WORLDWIDE PLAZA, 309 WEST 49TH STREET, NEW YORK, NY (https://www.google.com/maps/place/WORLDWIDE%20PLAZA,%20309%20WEST%2049TH%20STREET,NEW%20YORK,NY)	Graph	1	\$132,000.00	\$132,000.00	\$13
KKR CREDIT ADVISORS (US) LLC, KKR CREDIT ADVISORS (US) LLC, NEW YORK, NY (https://www.google.com/maps/place/KKR%20CREDIT%20ADVISORS%20(US)%20LLC,NEW%20YORK,NY)	Graph	1	\$232,000.00	\$232,000.00	\$23
LEHRER LLC, 888 7TH AVENUE, 10TH FL, NEW YORK, NY (https://www.google.com/maps/place/888%207TH%20AVENUE,%2010TH%20FL,NEW%20YORK,NY)	Graph	1	\$115,000.00	\$115,000.00	\$11

Employer Name/Employer Address	Graph	Count	Mean Wage	Median Wage	L
NORTON ROSE FULBRIGHT US LLP, 1301 AVE OF AMERICAS, NEW YORK, NY (https://www.google.com/maps/place/1301%20AVE%20OF%20AMERICAS,NEW%20YORK,NY)	Graph	1	\$180,000.00	\$180,000.00	\$180,000.00
OPEN SOCIETY INSTITUTE, 224 WEST 57TH SSTREET, NEW YORK, NY (https://www.google.com/maps/place/224%20WEST%2057TH%20SSTREET,NEW%20YORK,NY)	Graph	1	\$174,000.00	\$174,000.00	\$174,000.00
OREGON TRADING USA INC, 1350 AVENUE OF AMERICAN, 2ND FLOOR, NEW YORK, NY (https://www.google.com/maps/place/1350%20AVENUE%20OF%20AMERICAN,%202ND%20FLOOR,NEW%20YORK,NY)	Graph	1	\$35,609.60	\$35,609.60	\$35,609.60
PARSONS BRINCKERHOFF, INC., ONE PENN PLAZA, NEW YORK, NY (https://www.google.com/maps/place/ONE%20PENN%20PLAZA,NEW%20YORK,NY)	Graph	1	\$85,009.60	\$85,009.60	\$85,009.60
PRISMA CAPITAL PARTNERS L.P., PRISMA CAPITAL PARTNERS L.P., NEW YORK, NY (https://www.google.com/maps/place/PRISMA%20CAPITAL%20PARTNERS%20L.P.,NEW%20YORK,NY)	Graph	1	\$120,000.00	\$120,000.00	\$120,000.00
SYSTEMATIC ALPHA MANAGEMENT, LLC, CARNEGIE HALL TOWER, NEW YORK, NY (https://www.google.com/maps/place/CARNEGIE%20HALL%20TOWER,NEW%20YORK,NY)	Graph	1	\$110,240.00	\$110,240.00	\$110,240.00
GROOP INTERNET PLATFORM INC., 254 WEST 54 STREET, NEW YORK, NY (https://www.google.com/maps/place/254%20WEST%2054%20STREET,NEW%20YORK,NY)	Graph	2	\$115,000.00	\$55,000.00	\$55,000.00
KOHLBERG KRAVIS ROBERTS & CO. L.P., KOHLBERG KRAVIS ROBERTS & CO. L.P., NEW YORK, NY (https://www.google.com/maps/place/KOHLBERG%20KRAVIS%20ROBERTS%20%26%20CO.%20L.P.,NEW%20YORK,NY)	Graph	2	\$176,000.00	\$120,000.00	\$120,000.00
NAFTALI GROUP LLC, 1700 BROADWAY, 16TH FL, NEW YORK, NY (https://www.google.com/maps/place/1700%20BROADWAY,%2016TH%20FL,NEW%20YORK,NY)	Graph	2	\$85,000.00	\$85,000.00	\$85,000.00
OREGON TRADING USA INC, 1350 6TH AVE 3RD FL, NEW YORK, NY (https://www.google.com/maps/place/1350%206TH%20AVE%20%203RD%20FL,NEW%20YORK,NY)	Graph	2	\$46,675.20	\$46,675.20	\$46,675.20
SYNPULSE USA, INC., 140 WEST 57 STREET, NEW YORK, NY (https://www.google.com/maps/place/140%20WEST%2057%20STREET,NEW%20YORK,NY)	Graph	2	\$104,400.00	\$88,800.00	\$88,800.00
PUBLICIS HEALTHCARE COMMUNICATIONS GROUP, INC., ONE PENN PLAZA, NEW YORK, NY (https://www.google.com/maps/place/ONE%20PENN%20PLAZA,NEW%20YORK,NY)	Graph	4	\$102,875.00	\$87,000.00	\$87,000.00
NOMURA AMERICA SERVICES, LLC, WORLDWIDE PLAZA 309 WEST 49TH STREET, NEW YORK, NY (https://www.google.com/maps/place/WORLDWIDE%20PLAZA%20309%20WEST%2049TH%20STREET,NEW%20YORK,NY)	Graph	6	\$138,166.67	\$132,000.00	\$132,000.00
NOMURA HOLDING AMERICA INC., WORLDWIDE PLAZA, 309 WEST 49TH STREET, NEW YORK, NY (https://www.google.com/maps/place/WORLDWIDE%20PLAZA,%20309%20WEST%2049TH%20STREET,NEW%20YORK,NY)	Graph	17	\$112,244.71	\$100,000.00	\$100,000.00
NOMURA AMERICA SERVICES, LLC, WORLDIWE PLAZA 309 WEST 49TH STREET, NEW YORK, NY (https://www.google.com/maps/place/WORLDIWE%20PLAZA%20%20309%20WEST%2049TH%20STREET,NEW%20YORK,NY)	Graph	48	\$97,108.88	\$75,000.00	\$75,000.00
NOMURA SECURITIES INTERNATIONAL, INC., WORLDWIDE PLAZA 309 WEST 49TH STREET, NEW YORK, NY (https://www.google.com/maps/place/WORLDWIDE%20PLAZA%20309%20WEST%2049TH%20STREET,NEW%20YORK,NY)	Graph	52	\$119,902.00	\$100,000.00	\$100,000.00
Totals	Graph	150	\$110,126.43	\$96,000.00	\$3

Employer Name/Worksite Address	Graph	Count	Mean Wage	Median Wage
3EDGEUSAGROUP LLC, WORLDWIDE PLAZA 309 WEST 49 STREET, NEW YORK, NY (https://www.google.com/maps/place/WORLDWIDE%20PLAZA%20309%20WEST%2049%20STREET,NEW%20YORK,NY)	Graph	1	\$85,000.00	\$85,000.00
ACCENTURE LLP, 1 PARK AVENUE, NEW YORK, NY (https://www.google.com/maps/place/1%20PARK%20AVENUE,NEW%20YORK,NY)	Graph	1	\$76,900.00	\$76,900.00
AMAZON MEDIA GROUP LLC, 7 WEST 34TH STREET, NEW YORK, NY (https://www.google.com/maps/place/7%20WEST%2034TH%20STREET,NEW%20YORK,NY)	Graph	1	\$95,000.00	\$95,000.00
AR SOLUTIONS INC, 224 W 57TH STREET, NEW YORK, NY (https://www.google.com/maps/place/224%20W%2057TH%20STREET,NEW%20YORK,NY)	Graph	1	\$69,000.00	\$69,000.00
ASTIR IT SOLUTIONS INC., WORLDWIDE PLAZA, 309 WEST, NEW YORK, NY (https://www.google.com/maps/place/WORLDWIDE%20PLAZA,%20309%20WEST,NEW%20YORK,NY)	Graph	1	\$96,000.00	\$96,000.00
AUJAS INFORMATION RISK SERVICES, 1633 PARAMOUNT PLAZA, NEW YORK, NY (https://www.google.com/maps/place/1633%20PARAMOUNT%20PLAZA,NEW%20YORK,NY)	Graph	1	\$99,000.00	\$99,000.00
BAHA INDUSTRIES CORP, BNP PARIBAS -787 7TH AVENUE, NEW YORK, NY (https://www.google.com/maps/place/BNP%20PARIBAS%20-787%207TH%20AVENUE,NEW%20YORK,NY)	Graph	1	\$175,760.00	\$175,760.00
BAHA INDUSTRIES CORP, MORGAN STANLEY: 750 7TH AVENUE, NEW YORK, NY (https://www.google.com/maps/place/MORGAN%20STANLEY:%20750%207TH%20AVENUE,NEW%20YORK,NY)	Graph	1	\$140,000.00	\$140,000.00
BAHA INDUSTRIES CORP, NOMURA AMERICA SECURITIES, LLC, NEW YORK, NY (https://www.google.com/maps/place/NOMURA%20AMERICA%20SECURITIES,%20LLC,NEW%20YORK,NY)	Graph	1	\$140,000.00	\$140,000.00
BALLON STOLL BADER & NADLER P.C., 729 SEVENTH AVENUE, 17 FLOOR, NEW YORK, NY (https://www.google.com/maps/place/729%20SEVENTH%20AVENUE,%2017%20FLOOR,NEW%20YORK,NY)	Graph	1	\$39,416.00	\$39,416.00

Employer Name/Worksite Address	Graph	Count	Mean Wage	Median Wage
BLUEPEARL HOLDINGS LLC, 410 WEST 55 STREET, NEW YORK, NY (https://www.google.com/maps/place/410%20WEST%2055%20STREET,NEW%20YORK,NY)	Graph	1	\$165,000.00	\$165,000.00
BYTE CONSULTING, INC., 1301 SIXTH AVE, NEW YORK, NY (https://www.google.com/maps/place/1301%20SIXTH%20AVE,NEW%20YORK,NY)	Graph	1	\$120,000.00	\$120,000.00
CAPGEMINI AMERICA INC, 1301 AVENUE OF AMERICAS 2, NEW YORK, NY (https://www.google.com/maps/place/1301%20AVENUE%20OF%20AMERICAS%202,NEW%20YORK,NY)	Graph	1	\$110,219.00	\$110,219.00
CENTERVIEW PARTNERS, LLC, 31 WEST 52ND STREET, NEW YORK, NY (https://www.google.com/maps/place/31%20WEST%2052ND%20STREET,NEW%20YORK,NY)	Graph	1	\$85,000.00	\$85,000.00
CIPOLLA & CO. LLC, 1325 AVENUE OF AMERICAS, 28TH FLOOR, NEW YORK, NY (https://www.google.com/maps/place/1325%20AVENUE%20OF%20AMERICAS,%2028TH%20FLOOR,NEW%20YORK,NY)	Graph	1	\$48,000.00	\$48,000.00
COLUMBIA UNIVERSITY, COLUMBIA DOCTORS, NEW YORK, NY (https://www.google.com/maps/place/COLUMBIA%20DOCTORS,NEW%20YORK,NY)	Graph	1	\$200,000.00	\$200,000.00
CP GLOBAL CAPITAL, LLC, 1330 AVENUE OF THE AMERICAS, FL 36C, NEW YORK, NY (https://www.google.com/maps/place/1330%20AVENUE%20OF%20THE%20AMERICAS,%20FL%2036C,NEW%20YORK,NY)	Graph	1	\$65,748.80	\$65,748.80
DOLI SYSTEMS INC., 11 TIMES SQUARE, NEW YORK, NY (https://www.google.com/maps/place/11%20TIMES%20SQUARE,NEW%20YORK,NY)	Graph	1	\$60,000.00	\$60,000.00
E4 HEALTH, INC., 510 WEST 52ND STREET, NEW YORK, NY (https://www.google.com/maps/place/510%20WEST%2052ND%20STREET,NEW%20YORK,NY)	Graph	1	\$75,803.00	\$75,803.00
ERNST & YOUNG U.S. LLP, 333 EARLE OVINGTON BLVD #900, UNIONDALE, NY (https://www.google.com/maps/place/333%20EARLE%20OVINGTON%20BLVD%20#900,UNIONDALE,NY)	Graph	1	\$62,350.00	\$62,350.00
FZAD ARCHITECTURE + DESIGN, 16 WEST 56TH STREET, NEW YORK, NY (https://www.google.com/maps/place/16%20WEST%2056TH%20STREET,NEW%20YORK,NY)	Graph	1	\$38,896.00	\$38,896.00
HARKEN DATA INC., MANHATTAN, NEW YORK, NY (https://www.google.com/maps/place/MANHATTAN,NEW%20YORK,NY)	Graph	1	\$65,000.00	\$65,000.00
HIGHGATE HOTELS LP, TIMES SQUARE NORTH 851 8TH AVENUE, NEW YORK, NY (https://www.google.com/maps/place/TIMES%20SQUARE%20NORTH%20851%208TH%20AVENUE,NEW%20YORK,NY)	Graph	1	\$55,461.00	\$55,461.00
IMG ARTISTS LLC, 7 WEST 54TH STREET (PLEIADES HOUSE), NEW YORK, NY (https://www.google.com/maps/place/7%20WEST%2054TH%20STREET%20(PLEIADES%20HOUSE),NEW%20YORK,NY)	Graph	1	\$36,000.00	\$36,000.00
INDEPENDENT PET PARTNERS EMPLOYER, LLC, 57 WEST 57TH STREET, NEW YORK, NY (https://www.google.com/maps/place/57%20WEST%2057TH%20STREET,NEW%20YORK,NY)	Graph	1	\$300,000.00	\$300,000.00
INFOSYS LIMITED, 619 W 54TH ST FL 9, NEW YORK, NY (https://www.google.com/maps/place/619%20W%2054TH%20ST%20%20FL%209,NEW%20YORK,NY)	Graph	1	\$84,864.00	\$84,864.00
LEHRER LLC, 888 7TH AVENUE, 10TH FL, NEW YORK, NY (https://www.google.com/maps/place/888%207TH%20AVENUE,%2010TH%20FL,NEW%20YORK,NY)	Graph	1	\$115,000.00	\$115,000.00
LT GLOBAL ADVISORS LLC, 301 WEST 57TH STREET, NEW YORK, NY (https://www.google.com/maps/place/301%20WEST%2057TH%20STREET,NEW%20YORK,NY)	Graph	1	\$65,748.80	\$65,748.80
M. ARTHUR GENSLER JR. & ASSOCIATES, INC., GENSLER, NEW YORK, NY (https://www.google.com/maps/place/GENSLER,NEW%20YORK,NY)	Graph	1	\$62,500.00	\$62,500.00
M. ARTHUR GENSLER JR. & ASSOCIATES, INC., GENSLER,, NEW YORK, NY (https://www.google.com/maps/place/GENSLER,,NEW%20YORK,NY)	Graph	1	\$52,000.00	\$52,000.00
M.Y.R.A. ENTERTAINMENT LLC, 332 W. 57TH STREET, NEW YORK, NY (https://www.google.com/maps/place/332%20W.%2057TH%20STREET,NEW%20YORK,NY)	Graph	1	\$83,262.40	\$83,262.40
MERKLE INC., MERKLE INC., NEW YORK, NY (https://www.google.com/maps/place/MERKLE%20INC.,NEW%20YORK,NY)	Graph	1	\$99,101.34	\$99,101.34
MICROSTRATEGY SERVICES CORPORATION, 1 PENN PLAZA, NEW YORK, NY (https://www.google.com/maps/place/1%20PENN%20PLAZA,NEW%20YORK,NY)	Graph	1	\$84,864.00	\$84,864.00
NTT DATA SERVICES, LLC, 1285 AVE OF THE AMERICAS, NEW YORK, NY (https://www.google.com/maps/place/1285%20AVE%20OF%20THE%20AMERICAS,NEW%20YORK,NY)	Graph	1	\$82,403.00	\$82,403.00
OPEN SOCIETY INSTITUTE, 224 WEST 57 STREET, NEW YORK, NY (https://www.google.com/maps/place/224%20WEST%2057%20STREET,NEW%20YORK,NY)	Graph	1	\$161,355.00	\$161,355.00
OREGON TRADING USA INC, 1350 6 AVE FL 3RD, NEW YROK, NY (https://www.google.com/maps/place/1350%206%20AVE%20FL%203RD,NEW%20YROK,NY)	Graph	1	\$46,675.20	\$46,675.20
OREGON TRADING USA INC, 1350 6 AVE, FL 3RD, NEW YROK, NY (https://www.google.com/maps/place/1350%206%20AVE,%20FL%203RD,NEW%20YROK,NY)	Graph	1	\$46,675.20	\$46,675.20
OREGON TRADING USA INC, 1350 AVENUE OF AMERICAN, 2ND FLOOR, NEW YORK, NY (https://www.google.com/maps/place/1350%20AVENUE%20OF%20AMERICAN,%202ND%20FLOOR,NEW%20YORK,NY)	Graph	1	\$35,609.60	\$35,609.60
PAMTEN, INC., TCS/BARCLAYS, NEW YORK, NY (https://www.google.com/maps/place/TCS/BARCLAYS,NEW%20YORK,NY)	Graph	1	\$95,000.00	\$95,000.00

Employer Name/Worksite Address	Graph	Count	Mean Wage	Median Wage
POWERTOFLY INC., 300 WEST 57TH STREET, NEW YORK, NY (https://www.google.com/maps/place/300%20WEST%2057TH%20STREET,NEW%20YORK,NY)	Graph	1	\$52,000.00	\$52,000.00
PRIDE TECHNOLOGIES LLC, 1745 BROADWAY, NEW YORK, NY (https://www.google.com/maps/place/1745%20BROADWAY,NEW%20YORK,NY)	Graph	1	\$60,320.00	\$60,320.00
R & R SYSTEMS INC., 1301 AVENUE OF THE AMERICAS, 52 STREET, NEW YORK, NY (https://www.google.com/maps/place/1301%20AVENUE%20OF%20THE%20AMERICAS,%2052%20STREET,NEW%20YORK,NY)	Graph	1	\$84,864.00	\$84,864.00
RAYONSOFT TECHNOLOGIES INC., 1221 AVENUE OF AMERICAS, NEW YORK, NY (https://www.google.com/maps/place/1221%20AVENUE%20OF%20AMERICAS,NEW%20YORK,NY)	Graph	1	\$132,000.00	\$132,000.00
RELIANCE GLOBAL SERVICES INC., 745 75H AVE, NEW YORK, NY (https://www.google.com/maps/place/745%2075H%20AVE,NEW%20YORK,NY)	Graph	1	\$90,813.00	\$90,813.00
RESOURCE LOGISTICS, INC., 1301 SIXTH AVENUE, NEW YORK METRO CAMPUS, NEW YORK, NY (https://www.google.com/maps/place/1301%20SIXTH%20AVENUE,%20NEW%20YORK%20METRO%20CAMPUS,NEW%20YORK,NY)	Graph	1	\$100,000.00	\$100,000.00
SCHUSTER ENTERPRISES, LLC, 40 W 57TH ST, NEW YORK, NY (https://www.google.com/maps/place/40%20W%2057TH%20ST,NEW%20YORK,NY)	Graph	1	\$47,590.40	\$47,590.40
SENSEGAIN CAPITAL LLC, 142 W 57TH STREET, NEW YORK, NY (https://www.google.com/maps/place/142%20W%2057TH%20STREET,NEW%20YORK,NY)	Graph	1	\$60,000.00	\$60,000.00
SEVEN BRIDGES ADVISORS LLC, 9 W 57TH ST., 29TH FL, NEW YORK, NY (https://www.google.com/maps/place/9%20W%2057TH%20ST.,%2029TH%20FL,NEW%20YORK,NY)	Graph	1	\$125,000.00	\$125,000.00
SHARP DECISIONS, INC., NOMURA, NEW YORK, NY (https://www.google.com/maps/place/NOMURA,NEW%20YORK,NY)	Graph	1	\$105,000.00	\$105,000.00
ST. LUKE'S-ROOSEVELT HOSPITAL CENTER, MOUNT SINAI WEST HOSPITAL, NEW YORK, NY (https://www.google.com/maps/place/MOUNT%20SINAI%20WEST%20HOSPITAL,NEW%20YORK,NY)	Graph	1	\$58,520.11	\$58,520.11
SYNECHRON, INC., 1325 AVENUE OF THE AMERICAS (6TH AVENUE), NEW YORK, NY (https://www.google.com/maps/place/1325%20AVENUE%20OF%20THE%20AMERICAS%20(6TH%20AVENUE),NEW%20YORK,NY)	Graph	1	\$101,366.00	\$101,366.00
SYSTEMATIC ALPHA MANAGEMENT, LLC, CARNEGIE HALL TOWER, NEW YORK, NY (https://www.google.com/maps/place/CARNEGIE%20HALL%20TOWER,NEW%20YORK,NY)	Graph	1	\$110,240.00	\$110,240.00
TATA CONSULTANCY SERVICES LIMITED, 1301 AVENUES OF AMERICA, NEW YORK, NY (https://www.google.com/maps/place/1301%20AVENUES%20OF%20AMERICA,NEW%20YORK,NY)	Graph	1	\$71,781.00	\$71,781.00
TATA CONSULTANCY SERVICES LIMITED, 750 SEVENTH AVENUE, NEW YORK, NY (https://www.google.com/maps/place/750%20SEVENTH%20AVENUE,NEW%20YORK,NY)	Graph	1	\$71,781.00	\$71,781.00
TEZORO PRODUCTIONS LLC, 350 WEST 57TH STREET 8D, NEW YORK, NY (https://www.google.com/maps/place/350%20WEST%2057TH%20STREET%208D,NEW%20YORK,NY)	Graph	1	\$40,560.00	\$40,560.00
THE ANNE FRANK CENTER USA, INC, 1325 AVENUE OF THE AMERICAS, NEW YORK, NY (https://www.google.com/maps/place/1325%20AVENUE%20OF%20THE%20AMERICAS,NEW%20YORK,NY)	Graph	1	\$49,000.00	\$49,000.00
THE PROJECT FOUNDRY LLC, 115 WEST 18TH STREET, NEW YORK, NY (https://www.google.com/maps/place/115%20WEST%2018TH%20STREET,NEW%20YORK,NY)	Graph	1	\$90,000.00	\$90,000.00
VCARVE INC, 1301 6TH AVENUE, NEW YORK,NY USA, NY (https://www.google.com/maps/place/1301%206TH%20AVENUE,NEW%20YORK,NY%20USA,NY)	Graph	1	\$95,000.00	\$95,000.00
ADVANSYS, INC., 1301 SIXTH AVENUE, NEW YORK, NY (https://www.google.com/maps/place/1301%20SIXTH%20AVENUE,NEW%20YORK,NY)	Graph	2	\$68,505.00	\$65,000.00
BAHA INDUSTRIES CORP., BNP PARIBAS, NEW YORK, NY (https://www.google.com/maps/place/BNP%20PARIBAS,NEW%20YORK,NY)	Graph	2	\$97,500.00	\$80,000.00
BARCLAYS SERVICES CORP., 745 SEVENTH AVEENUE, NEW YORK, NY (https://www.google.com/maps/place/745%20SEVENTH%20AEVENUE,NEW%20YORK,NY)	Graph	2	\$79,500.00	\$59,000.00
DEMATTEO MONNESS LLC, 780 3RD AVE, NEW YORK, NY (https://www.google.com/maps/place/780%203RD%20AVE,NEW%20YORK,NY)	Graph	2	\$60,000.00	\$60,000.00
DWIGHT CAPITAL LLC, 250 W 55 ST, NY, NY (https://www.google.com/maps/place/250%20W%2055%20ST,NY,NY)	Graph	2	\$80,454.40	\$65,748.80
IT SPIN INC, NOMURA SECURITIES, NEW YORK, NY (https://www.google.com/maps/place/NOMURA%20SECURITIES,NEW%20YORK,NY)	Graph	2	\$106,560.00	\$80,000.00
JOE MONANI FISH CO., INC., 800 FOOD CENTER DRIVE, BRONX, NY (https://www.google.com/maps/place/800%20FOOD%20CENTER%20DRIVE,BRONX,NY)	Graph	2	\$66,000.00	\$66,000.00
LODESTAR SYSTEMS INC, WORLD WIDE PLAZA 309 WEST 49TH STREET, NEW YORK, NY (https://www.google.com/maps/place/WORLD%20WIDE%20PLAZA%20309%20WEST%2049TH%20STREET,NEW%20YORK,NY)	Graph	2	\$61,089.60	\$61,089.60
M. ARTHUR GENSLE JR. & ASSOCIATES, INC., GENSLE, 1700 BROADWAY, NEW YORK, NY (https://www.google.com/maps/place/GENSLER,%201700%20BROADWAY,NEW%20YORK,NY)	Graph	2	\$82,250.00	\$65,000.00
MORRISON & FOERSTER LLP, MORRISON & FOERSTER LLP, NEW YORK, NY (https://www.google.com/maps/place/MORRISON%20%26%20FOERSTER%20LLP,NEW%20YORK,NY)	Graph	2	\$227,500.00	\$130,000.00

Employer Name/Worksite Address	Graph	Count	Mean Wage	Median Wage
NAFTALI GROUP LLC, 1700 BROADWAY, 16TH FL, NEW YORK, NY (https://www.google.com/maps/place/1700%20BROADWAY,%2016TH%20FL,NEW%20YORK,NY)	Graph	2	\$85,000.00	\$85,000.00
NOMURA AMERICA SERVICES, LLC, 309 WEST 39TH ST, NEW YORK, NY (https://www.google.com/maps/place/309%20WEST%2039TH%20ST,NEW%20YORK,NY)	Graph	2	\$125,000.00	\$120,000.00
RESOLVE TECH SOLUTIONS, INC., 300 WEST 57 STREET, NEW YORK, NY (https://www.google.com/maps/place/300%20WEST%2057%20STREET,NEW%20YORK,NY)	Graph	2	\$65,000.00	\$65,000.00
SATURN INFOTECH INC., BARCLAY PLC,, NEW YORK, NY (https://www.google.com/maps/place/BARCLAY%20PLC,,NEW%20YORK,NY)	Graph	2	\$66,000.00	\$66,000.00
SUMI PROPERTIES GROUP LLC, 680 FIFTH AVE, NEW YORK, NY (https://www.google.com/maps/place/680%20FIFTH%20AVE,NEW%20YORK,NY)	Graph	2	\$77,500.00	\$70,000.00
SYNPULSE USA, INC., 140 WEST 57 STREET, NEW YORK, NY (https://www.google.com/maps/place/140%20WEST%2057%20STREET,NEW%20YORK,NY)	Graph	2	\$104,400.00	\$88,800.00
THE LEVY PARTNERSHIP, 1776 BROADWAY, SUITE 1250, NEW YORK, NY (https://www.google.com/maps/place/1776%20BROADWAY,%20SUITE%201250,NEW%20YORK,NY)	Graph	2	\$51,000.00	\$51,000.00
AMAZON CORPORATE LLC, 1350 AVENUE OF AMERICAS, NEW YORK, NY (https://www.google.com/maps/place/1350%20AVENUE%20OF%20AMERICAS,NEW%20YORK,NY)	Graph	3	\$137,333.33	\$144,000.00
CAPGEMINI AMERICA INC, 51 W 52ND ST BSMT 1, NEW YORK, NY (https://www.google.com/maps/place/51%20W%2052ND%20ST%20BSMT%201,NEW%20YORK,NY)	Graph	3	\$71,800.00	\$71,800.00
ENTERPRISE SOFTWARE SOLUTION INC., CBS, NEW YORK, NY (https://www.google.com/maps/place/CBS,NEW%20YORK,NY)	Graph	3	\$80,530.00	\$75,795.00
GAIA REAL ESTATE LLC, 152 WEST 57TH STREET, NEW YORK, NY (https://www.google.com/maps/place/152%20WEST%2057TH%20STREET,NEW%20YORK,NY)	Graph	3	\$135,733.33	\$95,200.00
TATA CONSULTANCY SERVICES LIMITED, 156 WEST 56TH STREET, NEW YORK, NY (https://www.google.com/maps/place/156%20WEST%2056TH%20STREET,NEW%20YORK,NY)	Graph	3	\$71,781.00	\$71,781.00
CAPGEMINI AMERICA INC, 750 7TH AVENUE, NEW YORK, NY (https://www.google.com/maps/place/750%207TH%20AVENUE,NEW%20YORK,NY)	Graph	4	\$67,138.50	\$60,000.00
EASYMAY INC., 1325 SIXTH AVE, NEW YORK, NY (https://www.google.com/maps/place/1325%20SIXTH%20AVE,NEW%20YORK,NY)	Graph	4	\$36,360.20	\$20,710.00
MORGAN STANLEY SERVICES GROUP INC, 1 NEW YORK PLAZA, NEW YORK, NY (https://www.google.com/maps/place/1%20NEW%20YORK%20PLAZA,NEW%20YORK,NY)	Graph	4	\$140,500.00	\$135,000.00
NORTON ROSE FULBRIGHT US LLP, 1301 AVE OF AMERICAS, NEW YORK, NY (https://www.google.com/maps/place/1301%20AVE%20OF%20AMERICAS,NEW%20YORK,NY)	Graph	4	\$155,250.00	\$160,000.00
PUBLICIS HEALTHCARE COMMUNICATIONS GROUP, INC., ONE PENN PLAZA, NEW YORK, NY (https://www.google.com/maps/place/ONE%20PENN%20PLAZA,NEW%20YORK,NY)	Graph	5	\$99,301.92	\$87,000.00
LARSEN & TOUBRO INFOTECH LIMITED, CBS CORPORATION, NEW YORK, NY (https://www.google.com/maps/place/CBS%20CORPORATION,NEW%20YORK,NY)	Graph	6	\$84,250.00	\$77,580.00
M. ARTHUR GENSLER JR. AND ASSOCIATES, INC., GENSLER, 1700 BROADWAY,, NEW YORK, NY (https://www.google.com/maps/place/GENSLER,%201700%20BROADWAY,,NEW%20YORK,NY)	Graph	6	\$61,416.67	\$55,000.00
UBS SECURITIES LLC, 1285 AVENUE OF AMERICAS, NEW YORK, NY (https://www.google.com/maps/place/1285%20AVENUE%20OF%20AMERICAS,NEW%20YORK,NY)	Graph	7	\$115,785.71	\$107,500.00
ASTA CRS, INC., 1301 AVENUE OF AMERICAS, NEW YORK, NY (https://www.google.com/maps/place/1301%20AVENUE%20OF%20AMERICAS,NEW%20YORK,NY)	Graph	13	\$95,731.85	\$88,317.00
NOMURA HOLDING AMERICA INC., WORLDWIDE PLAZA, 309 WEST 49TH STREET, NEW YORK, NY (https://www.google.com/maps/place/WORLDWIDE%20PLAZA,%20309%20WEST%2049TH%20STREET,NEW%20YORK,NY)	Graph	19	\$110,797.89	\$100,000.00
NOMURA SECURITIES INTERNATIONAL, INC., WORLDWIDE PLAZA 309 WEST 49TH STREET, NEW YORK, NY (https://www.google.com/maps/place/WORLDWIDE%20PLAZA%20309%20WEST%2049TH%20STREET,NEW%20YORK,NY)	Graph	107	\$108,773.41	\$95,000.00
Totals	Graph	286	\$99,401.86	\$85,000.00

Latitude: 40.765832 Longitude: -73.83241

Employer Name/Worksite Address	Graph	Count	Mean Wage	Median Wage	Lowest Wage	Highest Wage
MENUSIFU INC., 33-38 FARRINGTON STREET, SUITE 2E, FLUSHING, NY (https://www.google.com/maps/place/33-38%20FARRINGTON%20STREET,%20SUITE%202E,FLUSHING,NY)	Graph	1	\$46,675.20	\$46,675.20	\$46,675.20	\$46,675.20
Totals	Graph	1	\$46,675.20	\$46,675.20	\$46,675.20	\$46,675.20

Latitude: 40.765846 Longitude: -73.893304

Employer Name/Employer Address	Graph	Count	Mean Wage	Median Wage	Lowest Wage	Highest Wage
SKANSKA USA CIVIL NORTHEAST, INC., 75-20 ASTORIA BOULEVARD, EAST ELMHURST, NY (https://www.google.com/maps/place/75-20%20ASTORIA%20BOULEVARD,EAST%20ELMHURST,NY)	Graph	1	\$100,000.00	\$100,000.00	\$100,000.00	\$100,000.00
SKANSKA USA CIVIL NORTHEAST, INC., 75-20 ASTORIA BLVD., EAST ELMHURST, NY (https://www.google.com/maps/place/75-20%20ASTORIA%20BLVD.,EAST%20ELMHURST,NY)	Graph	2	\$124,000.00	\$118,000.00	\$118,000.00	\$130,000.00
Totals	Graph	3	\$116,000.00	\$118,000.00	\$100,000.00	\$130,000.00

Employer Name/Worksite Address	Graph	Count	Mean Wage	Median Wage	Lowest Wage	Highest Wage
SKANSKA USA CIVIL NORTHEAST, INC., 75-20 ASTORIA BOULEVARD, EAST ELMHURST, NY (https://www.google.com/maps/place/75-20%20ASTORIA%20BOULEVARD,EAST%20ELMHURST,NY)	Graph	1	\$100,000.00	\$100,000.00	\$100,000.00	\$100,000.00
JACOBS CIVIL CONSULTANTS, INC., 75-20 ASTORIA BLVD., EAST ELMHURST, NY (https://www.google.com/maps/place/75-20%20ASTORIA%20BLVD.,EAST%20ELMHURST,NY)	Graph	2	\$87,548.00	\$57,096.00	\$57,096.00	\$118,000.00
Totals	Graph	3	\$91,698.67	\$100,000.00	\$57,096.00	\$118,000.00

Latitude: 40.765866 Longitude: -73.833331

Employer Name/Employer Address	Graph	Count	Mean Wage	Median Wage	Lowest Wage	Highest Wage
OCEAN PACIFIC SEAFOOD GROUP INC., 33-25 PRINCE STREET, 2ND FLOOR, FLUSHING, NY (https://www.google.com/maps/place/33-25%20PRINCE%20STREET,%202ND%20FLOOR,FLUSHING,NY)	Graph	1	\$46,675.20	\$46,675.20	\$46,675.20	\$46,675.20
Totals	Graph	1	\$46,675.20	\$46,675.20	\$46,675.20	\$46,675.20

Employer Name/Worksite Address	Graph	Count	Mean Wage	Median Wage	Lowest Wage	Highest Wage
OCEAN PACIFIC SEAFOOD GROUP INC., 33-25 PRINCE STREET, 2ND FLOOR, FLUSHING, NY (https://www.google.com/maps/place/33-25%20PRINCE%20STREET,%202ND%20FLOOR,FLUSHING,NY)	Graph	1	\$46,675.20	\$46,675.20	\$46,675.20	\$46,675.20
Totals	Graph	1	\$46,675.20	\$46,675.20	\$46,675.20	\$46,675.20

Latitude: 40.765878 Longitude: -73.98105

Employer Name/Employer Address	Graph	Count	Mean Wage	Median Wage	Lowest Wage	Highest Wage
OPEN SOCIETY FOUNDATIONS, 224 WEST 57TH STREET, NEW YORK, NY (https://www.google.com/maps/place/224%20WEST%2057TH%20STREET,NEW%20YORK,NY)	Graph	2	\$140,023.00	\$95,000.00	\$95,000.00	\$185,046.00
OPEN SOCIETY INSTITUTE, 224 WEST 57TH STREET, NEW YORK, NY (https://www.google.com/maps/place/224%20WEST%2057TH%20STREET,NEW%20YORK,NY)	Graph	12	\$106,000.92	\$98,744.00	\$62,000.00	\$161,355.00
Totals	Graph	14	\$110,861.21	\$98,744.00	\$62,000.00	\$185,046.00

Employer Name/Worksite Address	Graph	Count	Mean Wage	Median Wage	Lowest Wage	Highest Wage
PEGASYS SYSTEMS AND TECHNOLOGIES INC, 224 W 57TH ST, NEW YORK, NY (https://www.google.com/maps/place/224%20W%2057TH%20ST,NEW%20YORK,NY)	Graph	2	\$65,110.50	\$60,000.00	\$60,000.00	\$70,221.00
OPEN SOCIETY INSTITUTE, 224 WEST 57TH STREET, NEW YORK, NY (https://www.google.com/maps/place/224%20WEST%2057TH%20STREET,NEW%20YORK,NY)	Graph	14	\$111,764.43	\$98,744.00	\$62,000.00	\$185,046.00
Totals	Graph	16	\$105,932.69	\$95,590.00	\$60,000.00	\$185,046.00

Latitude: 40.765905 Longitude: -73.979675

Employer Name/Worksite Address	Graph	Count	Mean Wage	Median Wage	Lowest Wage	Highest Wage
PETROSSIAN DISTRIBUTION INC., 911 7TH AVENUE, NEW YORK, NY (https://www.google.com/maps/place/911%207TH%20AVENUE,NEW%20YORK,NY)	Graph	1	\$75,000.00	\$75,000.00	\$75,000.00	\$75,000.00
Totals	Graph	1	\$75,000.00	\$75,000.00	\$75,000.00	\$75,000.00

Latitude: 40.765951 Longitude: -73.953568

Employer Name/Worksite Address	Graph	Count	Mean Wage	Median Wage	Lowest Wage	Highest Wage
WEILL CORNELL MEDICAL COLLEGE, 515 E. 71ST STREET, NEW YORK, NY (https://www.google.com/maps/place/515%20E.%2071ST%20STREET,NEW%20YORK,NY)	Graph	1	\$135,000.00	\$135,000.00	\$135,000.00	\$135,000.00
Totals	Graph	1	\$135,000.00	\$135,000.00	\$135,000.00	\$135,000.00

Latitude: 40.766107 Longitude: -73.772235

Employer Name/Worksite Address	Graph	Count	Mean Wage	Median Wage	Lowest Wage	Highest Wage
PAZO LLC, 38-39 BELL BLVD., BAYSIDE, NY (https://www.google.com/maps/place/38-39%20BELL%20BLVD.,BAYSIDE,NY)	Graph	1	\$70,000.00	\$70,000.00	\$70,000.00	\$70,000.00
Totals	Graph	1	\$70,000.00	\$70,000.00	\$70,000.00	\$70,000.00

Latitude: 40.766112 Longitude: -73.528292

Employer Name/Employer Address	Graph	Count	Mean Wage	Median Wage	Lowest Wage	Highest Wage
VJ ASSOCIATES INC. OF SUFFOLK, 100 DUFFY AVENUE, HICKSVILLE, NY (https://www.google.com/maps/place/100%20DUFFY%20AVENUE,HICKSVILLE,NY)	Graph	3	\$93,333.33	\$75,000.00	\$60,000.00	\$145,000.00
VJ ASSOCIATES INC. OF SUFFOLK, 100 DUFFY AVENUE, NEW YORK, NY (https://www.google.com/maps/place/100%20DUFFY%20AVENUE,NEW%20YORK,NY)	Graph	17	\$67,941.18	\$65,000.00	\$60,000.00	\$93,000.00
Totals	Graph	20	\$71,750.00	\$65,000.00	\$60,000.00	\$145,000.00

Employer Name/Worksite Address	Graph	Count	Mean Wage	Median Wage	Lowest Wage	Highest Wage
NEW YORK COMMUNITY BANCORP, INC., 102 DUFFY AVENUE, HICKSVILLE, NY (https://www.google.com/maps/place/102%20DUFFY%20AVENUE,HICKSVILLE,NY)	Graph	1	\$150,000.00	\$150,000.00	\$150,000.00	\$150,000.00
VJ ASSOCIATES INC. OF SUFFOLK, 100 DUFFY AVENUE, HICKSVILLE, NY (https://www.google.com/maps/place/100%20DUFFY%20AVENUE,HICKSVILLE,NY)	Graph	19	\$71,578.95	\$65,000.00	\$60,000.00	\$145,000.00
Totals	Graph	20	\$75,500.00	\$65,000.00	\$60,000.00	\$150,000.00

Latitude: 40.766116 Longitude: -73.839192

Employer Name/Employer Address	Graph	Count	Mean Wage	Median Wage	Lowest Wage	Highest Wage
AEGIS SERVICE CORP, 30-50 WHITESTONE EXPRESSWAY SUITE 401, FLUSHING, NY (https://www.google.com/maps/place/30-50%20WHITESTONE%20EXPRESSWAY%20SUITE%20401,FLUSHING,NY)	Graph	1	\$57,491.20	\$57,491.20	\$57,491.20	\$57,491.20
AEGIS SERVICE CORP, 30-50 WHITESTONE EXPRESSWAY, FLUSHING, NY (https://www.google.com/maps/place/30-50%20WHITESTONE%20EXPRESSWAY,FLUSHING,NY)	Graph	1	\$47,590.40	\$47,590.40	\$47,590.40	\$47,590.40
CRYSTAL WINDOW & DOOR SYSTEMS LTD., 31-10 WHITESTONE EXPRESSWAY, FLUSHING, NY (https://www.google.com/maps/place/31-10%20WHITESTONE%20EXPRESSWAY,FLUSHING,NY)	Graph	1	\$53,060.80	\$53,060.80	\$53,060.80	\$53,060.80
FIRSTRADE SECURITIES INC, 30-50 WHITESTONE EXPRESSWAY, FLUSHING, NY (https://www.google.com/maps/place/30-50%20WHITESTONE%20EXPRESSWAY,FLUSHING,NY)	Graph	1	\$46,675.20	\$46,675.20	\$46,675.20	\$46,675.20

Employer Name/Employer Address	Graph	Count	Mean Wage	Median Wage	Lowest Wage	Highest Wage
FIRSTRADE SECURITIES, INC., 30-50 WHITESTONE EXPRESSWAY, SUITE A301, FLUSHING, NY (https://www.google.com/maps/place/30-50%20WHITESTONE%20EXPRESSWAY,%20SUITE%20A301,FLUSHING,NY)	Graph	1	\$45,000.00	\$45,000.00	\$45,000.00	\$45,000.00
Totals	Graph	5	\$49,963.52	\$47,590.40	\$45,000.00	\$57,491.20

Employer Name/Worksite Address	Graph	Count	Mean Wage	Median Wage	Lowest Wage	Highest Wage
AEGIS SERVICE CORP, 30-50 WHITESTONE EXPRESSWAY, SUITE 401, FLUSHING, NY (https://www.google.com/maps/place/30-50%20WHITESTONE%20EXPRESSWAY,%20SUITE%20401,FLUSHING,NY)	Graph	1	\$57,491.20	\$57,491.20	\$57,491.20	\$57,491.20
CRYSTAL WINDOW & DOOR SYSTEMS LTD., 31-10 WHITESTONE EXPRESSWAY, FLUSHING, NY (https://www.google.com/maps/place/31-10%20WHITESTONE%20EXPRESSWAY,FLUSHING,NY)	Graph	1	\$53,060.80	\$53,060.80	\$53,060.80	\$53,060.80
FIRSTRADE SECURITIES, INC., 30-50 WHITESTONE EXPRESSWAY, SUITE A301, FLUSHING, NY (https://www.google.com/maps/place/30-50%20WHITESTONE%20EXPRESSWAY,%20SUITE%20A301,FLUSHING,NY)	Graph	1	\$45,000.00	\$45,000.00	\$45,000.00	\$45,000.00
FIRSTRADE SECURITIES INC, 30-50 WHITESTONE EXPRESSWAY, FLUSHING, NY (https://www.google.com/maps/place/30-50%20WHITESTONE%20EXPRESSWAY,FLUSHING,NY)	Graph	2	\$47,132.80	\$46,675.20	\$46,675.20	\$47,590.40
Totals	Graph	5	\$49,963.52	\$47,590.40	\$45,000.00	\$57,491.20

Latitude: 40.76612 Longitude: -73.833305

Employer Name/Employer Address	Graph	Count	Mean Wage	Median Wage	Lowest Wage	Highest Wage
OCEAN QUEEN NY LLC, 3610 BUDD PLACE, FLUSHING, NY (https://www.google.com/maps/place/3610%20BUDD%20PLACE,FLUSHING,NY)	Graph	1	\$47,000.00	\$47,000.00	\$47,000.00	\$47,000.00
Totals	Graph	1	\$47,000.00	\$47,000.00	\$47,000.00	\$47,000.00

Employer Name/Worksite Address	Graph	Count	Mean Wage	Median Wage	Lowest Wage	Highest Wage
OCEAN QUEEN NY LLC, 3610 BUDD PLACE, FLUSHING, NY (https://www.google.com/maps/place/3610%20BUDD%20PLACE,FLUSHING,NY)	Graph	1	\$47,000.00	\$47,000.00	\$47,000.00	\$47,000.00
Totals	Graph	1	\$47,000.00	\$47,000.00	\$47,000.00	\$47,000.00

Latitude: 40.766168 Longitude: -73.830026

Employer Name/Employer Address	Graph	Count	Mean Wage	Median Wage	Lowest Wage	Highest Wage
LEWIS H. LATIMER FUND INC., 3441 137TH ST., FLUSHING, NY (https://www.google.com/maps/place/3441%20137TH%20ST.,FLUSHING,NY)	Graph	2	\$43,763.20	\$39,520.00	\$39,520.00	\$48,006.40
Totals	Graph	2	\$43,763.20	\$39,520.00	\$39,520.00	\$48,006.40

Employer Name/Worksite Address	Graph	Count	Mean Wage	Median Wage	Lowest Wage	Highest Wage
LEWIS H. LATIMER FUND INC., 3441 137TH ST., FLUSHING, NY (https://www.google.com/maps/place/3441%20137TH%20ST.,FLUSHING,NY)	Graph	2	\$43,763.20	\$39,520.00	\$39,520.00	\$48,006.40
Totals	Graph	2	\$43,763.20	\$39,520.00	\$39,520.00	\$48,006.40

Latitude: 40.766204 Longitude: -73.980641

Employer Name/Worksite Address	Graph	Count	Mean Wage	Median Wage	Lowest Wage	Highest Wage
EURO CAPITAL PROPERTIES LLC, 250 WEST 57TH STREET, SUITE 1818, NEW YORK, NY (https://www.google.com/maps/place/250%20WEST%2057TH%20STREET,%20SUITE%201818,NEW%20YORK,NY)	Graph	1	\$57,000.00	\$57,000.00	\$57,000.00	\$57,000.00

Employer Name/Worksite Address	Graph	Count	Mean Wage	Median Wage	Lowest Wage	Highest Wage
Totals	Graph	1	\$57,000.00	\$57,000.00	\$57,000.00	\$57,000.00

Latitude: 40.766229 Longitude: -73.95412

Employer Name/Worksite Address	Graph	Count	Mean Wage	Median Wage	Lowest Wage	Highest Wage
SOTHEBY'S INC., 1334 YORK AVENUE, NEW YORK, NY (https://www.google.com/maps/place/1334%20YORK%20AVENUE,NEW%20YORK,NY)	Graph	6	\$107,483.83	\$85,000.00	\$47,403.00	\$225,000.00
SOTHEBY'S, INC., 1334 YORK AVENUE, NEW YORK, NY (https://www.google.com/maps/place/1334%20YORK%20AVENUE,NEW%20YORK,NY)	Graph	6	\$101,263.00	\$70,000.00	\$46,675.00	\$225,000.00
Totals	Graph	12	\$104,373.42	\$78,500.00	\$46,675.00	\$225,000.00

Employer Name/Worksite Address	Graph	Count	Mean Wage	Median Wage	Lowest Wage	Highest Wage
SOTHEBY'S INC., 1334 YORK AVENUE, NEW YORK, NY (https://www.google.com/maps/place/1334%20YORK%20AVENUE,NEW%20YORK,NY)	Graph	12	\$104,373.42	\$78,500.00	\$46,675.00	\$225,000.00
Totals	Graph	12	\$104,373.42	\$78,500.00	\$46,675.00	\$225,000.00

Latitude: 40.766237 Longitude: -73.522271

Employer Name/Worksite Address	Graph	Count	Mean Wage	Median Wage	Lowest Wage	Highest Wage
SOFTTECH SOURCE, 115 N. BROADWAY, HICKSVILLE, NY (https://www.google.com/maps/place/115%20N.%20BROADWAY,HICKSVILLE,NY)	Graph	1	\$108,000.00	\$108,000.00	\$108,000.00	\$108,000.00
LIFETIME FASHION INC, 115N BROADWAY, HICKSVILLE, NY (https://www.google.com/maps/place/115N%20BROADWAY,HICKSVILLE,NY)	Graph	2	\$54,288.00	\$52,124.80	\$52,124.80	\$56,451.20
Totals	Graph	3	\$72,192.00	\$56,451.20	\$52,124.80	\$108,000.00

Employer Name/Worksite Address	Graph	Count	Mean Wage	Median Wage	Lowest Wage	Highest Wage
LIFETIME FASHION INC, 115N BROADWAY, HICKSVILLE, NY (https://www.google.com/maps/place/115N%20BROADWAY,HICKSVILLE,NY)	Graph	2	\$54,288.00	\$52,124.80	\$52,124.80	\$56,451.20
Totals	Graph	2	\$54,288.00	\$52,124.80	\$52,124.80	\$56,451.20

Latitude: 40.766251 Longitude: -73.991797

Employer Name/Worksite Address	Graph	Count	Mean Wage	Median Wage	Lowest Wage	Highest Wage
ENFOSE INC, 510 WEST 52ND STREET, APT 18L, NEW YORK, NY (https://www.google.com/maps/place/510%20WEST%2052ND%20STREET,%20APT%2018L,NEW%20YORK,NY)	Graph	4	\$47,278.40	\$46,675.20	\$38,916.80	\$55,764.00
Totals	Graph	4	\$47,278.40	\$46,675.20	\$38,916.80	\$55,764.00

Employer Name/Worksite Address	Graph	Count	Mean Wage	Median Wage	Lowest Wage	Highest Wage
ENFOSE INC, 510 WEST 52ND STREET, APT 18L, NEW YORK, NY (https://www.google.com/maps/place/510%20WEST%2052ND%20STREET,%20APT%2018L,NEW%20YORK,NY)	Graph	4	\$47,278.40	\$46,675.20	\$38,916.80	\$55,764.00
Totals	Graph	4	\$47,278.40	\$46,675.20	\$38,916.80	\$55,764.00

Latitude: 40.766265 Longitude: -73.904131

Employer Name/Worksite Address	Graph	Count	Mean Wage	Median Wage	Lowest Wage	Highest Wage
--------------------------------	-------	-------	-----------	-------------	-------------	--------------

Employer Name/Employer Address	Graph	Count	Mean Wage	Median Wage	Lowest Wage	Highest Wage
LITEHOUSE INC, 23-21 BROOKLYN QUEENS EXPRESSWAY WEST, ASTORIA, NY (https://www.google.com/maps/place/23-21%20BROOKLYN%20QUEENS%20EXPRESSWAY%20WEST,ASTORIA,NY)	Graph	1	\$49,000.00	\$49,000.00	\$49,000.00	\$49,000.00
Totals	Graph	1	\$49,000.00	\$49,000.00	\$49,000.00	\$49,000.00

Employer Name/Worksite Address	Graph	Count	Mean Wage	Median Wage	Lowest Wage	Highest Wage
LITEHOUSE INC, 23-21 BROOKLYN QUEENS EXPRESSWAY WEST, ASTORIA, NY (https://www.google.com/maps/place/23-21%20BROOKLYN%20QUEENS%20EXPRESSWAY%20WEST,ASTORIA,NY)	Graph	1	\$49,000.00	\$49,000.00	\$49,000.00	\$49,000.00
Totals	Graph	1	\$49,000.00	\$49,000.00	\$49,000.00	\$49,000.00

Latitude: 40.766266 Longitude: -73.989719

Employer Name/Employer Address	Graph	Count	Mean Wage	Median Wage	Lowest Wage	Highest Wage
CNN AMERICA, INC., ONE TIME WARNER CENTER, NEW YORK, NY (https://www.google.com/maps/place/ONE%20TIME%20WARNER%20CENTER,NEW%20YORK,NY)	Graph	1	\$217,700.00	\$217,700.00	\$217,700.00	\$217,700.00
Totals	Graph	1	\$217,700.00	\$217,700.00	\$217,700.00	\$217,700.00

Employer Name/Worksite Address	Graph	Count	Mean Wage	Median Wage
LARSEN & TOUBRO INFOTECH LIMITED, 1 TIME WARNER CENTER, NEW YORK, NY (https://www.google.com/maps/place/1%20TIME%20WARNER%20CENTER,NEW%20YORK,NY)	Graph	1	\$70,632.00	\$70,632.00
LARSEN & TOUBRO INFOTECH LIMITED, ONE TIME&NBSP;WARNER CENTER, NEW YORK, NY (https://www.google.com/maps/place/ONE%20TIME%26NBSP;WARNER%20CENTER,NEW%20YORK,NY)	Graph	1	\$72,072.00	\$72,072.00
LARSEN & TOUBRO INFOTECH LIMITED, TIME WARNER INC, NEW YORK, NY (https://www.google.com/maps/place/TIME%20WARNER%20INC,NEW%20YORK,NY)	Graph	1	\$125,200.00	\$125,200.00
LARSEN & TOUBRO INFOTECH LIMITED, TIME WARNER INC., ONE TIME WARNER CENTER, NEW YORK, NY (https://www.google.com/maps/place/TIME%20WARNER%20INC.,%20ONE%20TIME%20WARNER%20CENTER,NEW%20YORK,NY)	Graph	1	\$100,310.00	\$100,310.00
PROFICIENT BUSINESS SYSTEMS, INC., 1 TIME WARNER CENTER, NEW YORK CITY, NY (https://www.google.com/maps/place/1%20TIME%20WARNER%20CENTER,NEW%20YORK%20CITY,NY)	Graph	1	\$92,768.00	\$92,768.00
LARSEN & TOUBRO INFOTECH LIMITED, TIME WARNER, NEW YORK, NY (https://www.google.com/maps/place/TIME%20WARNER,NEW%20YORK,NY)	Graph	2	\$69,390.00	\$69,192.00
LARSEN & TOUBRO INFOTECH LIMITED, TIME WARNER INC., NEW YORK, NY (https://www.google.com/maps/place/TIME%20WARNER%20INC.,NEW%20YORK,NY)	Graph	3	\$89,562.00	\$76,800.00
CNN AMERICA, INC., ONE TIME WARNER CENTER, NEW YORK, NY (https://www.google.com/maps/place/ONE%20TIME%20WARNER%20CENTER,NEW%20YORK,NY)	Graph	8	\$103,044.65	\$82,139.20
Totals	Graph	18	\$94,044.73	\$76,800.00

Latitude: 40.76629 Longitude: -73.982028

Employer Name/Employer Address	Graph	Count	Mean Wage	Median Wage	Lowest Wage	Highest Wage
COOKFOX ARCHITECTS, DPC, 250 WEST 57TH STREET, NEW YORK, NY (https://www.google.com/maps/place/250%20WEST%2057TH%20STREET,NEW%20YORK,NY)	Graph	1	\$69,000.00	\$69,000.00	\$69,000.00	\$69,000.00
EURO CAPITAL PROPERTIES LLC, 250 WEST 57TH STREET, NEW YORK, NY (https://www.google.com/maps/place/250%20WEST%2057TH%20STREET,NEW%20YORK,NY)	Graph	1	\$57,000.00	\$57,000.00	\$57,000.00	\$57,000.00
LINK TRANSLATIONS, INC., 250 WEST 57TH STREET, NEW YORK, NY (https://www.google.com/maps/place/250%20WEST%2057TH%20STREET,NEW%20YORK,NY)	Graph	1	\$48,000.00	\$48,000.00	\$48,000.00	\$48,000.00
MCPS EAST LLC, 250 WEST 57TH ST., NEW YORK, NY (https://www.google.com/maps/place/250%20WEST%2057TH%20ST.,NEW%20YORK,NY)	Graph	1	\$55,764.80	\$55,764.80	\$55,764.80	\$55,764.80
SYNCARPHA CAPITAL, LLC, 250 W. 57TH STREET, NEW YORK, NY (https://www.google.com/maps/place/250%20W.%2057TH%20STREET,NEW%20YORK,NY)	Graph	1	\$100,000.00	\$100,000.00	\$100,000.00	\$100,000.00

Employer Name/Employer Address	Graph	Count	Mean Wage	Median Wage	Lowest Wage	Highest Wage
THEBIGWORD INC., 250 W. 57TH STREET, NEW YORK, NY (https://www.google.com/maps/place/250%20W.%2057TH%20STREET,NEW%20YORK,NY)	Graph	1	\$65,000.00	\$65,000.00	\$65,000.00	\$65,000.00
URBAN ZEN LLC, 250 WEST 57TH STREET, NEW YORK, NY (https://www.google.com/maps/place/250%20WEST%2057TH%20STREET,NEW%20YORK,NY)	Graph	1	\$57,000.00	\$57,000.00	\$57,000.00	\$57,000.00
CHAPPUIS HALDER INC, 250 WEST 57TH STREET, NEW YORK, NY (https://www.google.com/maps/place/250%20WEST%2057TH%20STREET,NEW%20YORK,NY)	Graph	2	\$84,000.00	\$84,000.00	\$84,000.00	\$84,000.00
COOKFOX ARCHITECTS DPC, 250 WEST 57TH STREET, NEW YORK, NY (https://www.google.com/maps/place/250%20WEST%2057TH%20STREET,NEW%20YORK,NY)	Graph	2	\$71,750.00	\$58,500.00	\$58,500.00	\$85,000.00
DEER ISLE GROUP, LLC., 250 WEST 57TH STREET, NEW YORK, NY (https://www.google.com/maps/place/250%20WEST%2057TH%20STREET,NEW%20YORK,NY)	Graph	2	\$56,337.50	\$46,675.00	\$46,675.00	\$66,000.00
Totals	Graph	13	\$67,379.98	\$65,000.00	\$46,675.00	\$100,000.00

Employer Name/Worksite Address	Graph	Count	Mean Wage	Median Wage	Lowest Wage	Highest Wage
THEBIGWORD INC., 250 W. 57TH STREET, NEW YORK, NY (https://www.google.com/maps/place/250%20W.%2057TH%20STREET,NEW%20YORK,NY)	Graph	2	\$82,500.00	\$65,000.00	\$65,000.00	\$100,000.00
COOKFOX ARCHITECTS, DPC, 250 WEST 57TH STREET, NEW YORK, NY (https://www.google.com/maps/place/250%20WEST%2057TH%20STREET,NEW%20YORK,NY)	Graph	7	\$61,277.11	\$58,500.00	\$46,675.00	\$85,000.00
Totals	Graph	9	\$65,993.31	\$65,000.00	\$46,675.00	\$100,000.00

Latitude: 40.766291 Longitude: -73.310892

Employer Name/Employer Address	Graph	Count	Mean Wage	Median Wage	Lowest Wage	Highest Wage
MASON TECHNOLOGIES INC., 517 COMMACK ROAD, DEER PARK, NY (https://www.google.com/maps/place/517%20COMMACK%20ROAD,DEER%20PARK,NY)	Graph	1	\$65,000.00	\$65,000.00	\$65,000.00	\$65,000.00
Totals	Graph	1	\$65,000.00	\$65,000.00	\$65,000.00	\$65,000.00

Employer Name/Worksite Address	Graph	Count	Mean Wage	Median Wage	Lowest Wage	Highest Wage
MASON TECHNOLOGIES INC., 517 COMMACK ROAD, DEER PARK, NY (https://www.google.com/maps/place/517%20COMMACK%20ROAD,DEER%20PARK,NY)	Graph	1	\$65,000.00	\$65,000.00	\$65,000.00	\$65,000.00
Totals	Graph	1	\$65,000.00	\$65,000.00	\$65,000.00	\$65,000.00

Latitude: 40.7664 Longitude: -73.981763

Employer Name/Employer Address	Graph	Count	Mean Wage	Median Wage	Lowest Wage	Highest Wage
CLARION RESEARCH, INC., 1776 BROADWAY, SUITE 1410, NEW YORK, NY (https://www.google.com/maps/place/1776%20BROADWAY,%20SUITE%201410,NEW%20YORK,NY)	Graph	1	\$51,407.80	\$51,407.80	\$51,407.80	\$51,407.80
THE LEVY PARTNERSHIP, 1776 BROADWAY, SUITE 1250, NEW YORK, NY (https://www.google.com/maps/place/1776%20BROADWAY,%20SUITE%201250,NEW%20YORK,NY)	Graph	2	\$51,000.00	\$51,000.00	\$51,000.00	\$51,000.00
Totals	Graph	3	\$51,135.93	\$51,000.00	\$51,000.00	\$51,407.80

Employer Name/Worksite Address	Graph	Count	Mean Wage	Median Wage	Lowest Wage	Highest Wage
CLARION RESEARCH, INC., 1776 BROADWAY, SUITE 1410, NEW YORK, NY (https://www.google.com/maps/place/1776%20BROADWAY,%20SUITE%201410,NEW%20YORK,NY)	Graph	1	\$51,407.80	\$51,407.80	\$51,407.80	\$51,407.80
Totals	Graph	1	\$51,407.80	\$51,407.80	\$51,407.80	\$51,407.80

Latitude: 40.766416 Longitude: -73.952548

Employer Name/Employer Address	Graph	Count	Mean Wage	Median Wage	Lowest Wage	Highest Wage
JG KENNEDY MD FRGC (ORTH.) P.C., 523 EAST 72ND STREET, NEW YORK, NY (https://www.google.com/maps/place/523%20EAST%2072ND%20STREET,NEW%20YORK,NY)	Graph	1	\$55,000.00	\$55,000.00	\$55,000.00	\$55,000.00
Totals	Graph	1	\$55,000.00	\$55,000.00	\$55,000.00	\$55,000.00

Employer Name/Worksite Address	Graph	Count	Mean Wage	Median Wage	Lowest Wage	Highest Wage
JG KENNEDY MD FRGC (ORTH.) P.C., 523 EAST 72ND STREET, NEW YORK, NY (https://www.google.com/maps/place/523%20EAST%2072ND%20STREET,NEW%20YORK,NY)	Graph	1	\$55,000.00	\$55,000.00	\$55,000.00	\$55,000.00
Totals	Graph	1	\$55,000.00	\$55,000.00	\$55,000.00	\$55,000.00

Latitude: 40.76646 Longitude: -73.828865

Employer Name/Employer Address	Graph	Count	Mean Wage	Median Wage	Lowest Wage	Highest Wage
HOPE PHYSICAL MEDICINE & REHABILITATION PC, 139-15 34TH AV, FLUSHING, NY (https://www.google.com/maps/place/139-15%2034TH%20AV,FLUSHING,NY)	Graph	1	\$56,722.00	\$56,722.00	\$56,722.00	\$56,722.00
Totals	Graph	1	\$56,722.00	\$56,722.00	\$56,722.00	\$56,722.00

Employer Name/Worksite Address	Graph	Count	Mean Wage	Median Wage	Lowest Wage	Highest Wage
HOPE PHYSICAL MEDICINE & REHABILITATION PC, 139-15 34TH AV, FLUSHING, NY (https://www.google.com/maps/place/139-15%2034TH%20AV,FLUSHING,NY)	Graph	1	\$56,722.00	\$56,722.00	\$56,722.00	\$56,722.00
Totals	Graph	1	\$56,722.00	\$56,722.00	\$56,722.00	\$56,722.00

Latitude: 40.76648 Longitude: -73.96436

Employer Name/Worksite Address	Graph	Count	Mean Wage	Median Wage	Lowest Wage	Highest Wage
NEW YORK BONE AND JOINT SPECIALISTS, PLLC, 130 E 67TH STREET, NEW YORK, NY (https://www.google.com/maps/place/130%20E%2067TH%20STREET,NEW%20YORK,NY)	Graph	1	\$131,019.00	\$131,019.00	\$131,019.00	\$131,019.00
Totals	Graph	1	\$131,019.00	\$131,019.00	\$131,019.00	\$131,019.00

Latitude: 40.766544 Longitude: -73.537967

Employer Name/Employer Address	Graph	Count	Mean Wage	Median Wage	Lowest Wage	Highest Wage
GLOPAK USA CORP, 35 ENGEL ST, HICKSVILLE, NY (https://www.google.com/maps/place/35%20ENGEL%20ST,HICKSVILLE,NY)	Graph	1	\$31,200.00	\$31,200.00	\$31,200.00	\$31,200.00
Totals	Graph	1	\$31,200.00	\$31,200.00	\$31,200.00	\$31,200.00

Employer Name/Worksite Address	Graph	Count	Mean Wage	Median Wage	Lowest Wage	Highest Wage
GLOPAK USA CORP, 35 ENGEL ST, HICKSVILLE, NY (https://www.google.com/maps/place/35%20ENGEL%20ST,HICKSVILLE,NY)	Graph	1	\$31,200.00	\$31,200.00	\$31,200.00	\$31,200.00
Totals	Graph	1	\$31,200.00	\$31,200.00	\$31,200.00	\$31,200.00

Latitude: 40.766623 Longitude: -73.982916

Employer Name/Worksite Address	Graph	Count	Mean Wage	Median Wage	Lowest Wage	Highest Wage
MOGUL INC., 300 W. 57TH STREET, NEW YORK, NY (https://www.google.com/maps/place/300%20W.%2057TH%20STREET,NEW%20YORK,NY)	Graph	1	\$90,000.00	\$90,000.00	\$90,000.00	\$90,000.00

Employer Name/Worksite Address	Graph	Count	Mean Wage	Median Wage	Lowest Wage	Highest Wage
Totals	Graph	1	\$90,000.00	\$90,000.00	\$90,000.00	\$90,000.00

Latitude: 40.76668 Longitude: -73.953956

Employer Name/Worksite Address	Graph	Count	Mean Wage	Median Wage	Lowest Wage	Highest Wage
RN EXPRESS STAFFING REGISTRY, LLC, 1339 YORK AVENUE, NEW YORK, NY (https://www.google.com/maps/place/1339%20YORK%20AVENUE,NEW%20YORK,NY)	Graph	11	\$65,444.36	\$65,748.80	\$62,400.00	\$65,748.80
Totals	Graph	11	\$65,444.36	\$65,748.80	\$62,400.00	\$65,748.80

Latitude: 40.76669 Longitude: -73.539038

Employer Name/Employer Address	Graph	Count	Mean Wage	Median Wage	Lowest Wage	Highest Wage
PERFECT APPEARANCE TRADING INC, 339 W JOHN ST, HICKSVILLE, NY (https://www.google.com/maps/place/339%20W%20JOHN%20ST,HICKSVILLE,NY)	Graph	1	\$62,400.00	\$62,400.00	\$62,400.00	\$62,400.00
Totals	Graph	1	\$62,400.00	\$62,400.00	\$62,400.00	\$62,400.00

Employer Name/Worksite Address	Graph	Count	Mean Wage	Median Wage	Lowest Wage	Highest Wage
PERFECT APPEARANCE TRADING INC, 339 W JOHN ST, HICKSVILLE, NY (https://www.google.com/maps/place/339%20W%20JOHN%20ST,HICKSVILLE,NY)	Graph	1	\$62,400.00	\$62,400.00	\$62,400.00	\$62,400.00
Totals	Graph	1	\$62,400.00	\$62,400.00	\$62,400.00	\$62,400.00

Latitude: 40.766702 Longitude: -73.983016

Employer Name/Employer Address	Graph	Count	Mean Wage	Median Wage	Lowest Wage	Highest Wage
F+P ARCHITECTS NEW YORK INC., 300 WEST 57TH STREET, NEW YORK, NY (https://www.google.com/maps/place/300%20WEST%2057TH%20STREET,NEW%20YORK,NY)	Graph	1	\$83,179.20	\$83,179.20	\$83,179.20	\$83,179.20
HEARST COMMUNICATIONS INC.-HEARST MAGAZINES DIVISION, 300 WEST 57TH STREET, NEW YORK, NY (https://www.google.com/maps/place/300%20WEST%2057TH%20STREET,NEW%20YORK,NY)	Graph	1	\$78,500.00	\$78,500.00	\$78,500.00	\$78,500.00
MOGUL INC., 300 W 57TH STREET, NEW YORK, NY (https://www.google.com/maps/place/300%20W%2057TH%20STREET,NEW%20YORK,NY)	Graph	1	\$60,000.00	\$60,000.00	\$60,000.00	\$60,000.00
MOGUL INC., 300 W. 57TH STREET, NEW YORK, NY (https://www.google.com/maps/place/300%20W.%2057TH%20STREET,NEW%20YORK,NY)	Graph	1	\$90,000.00	\$90,000.00	\$90,000.00	\$90,000.00
HEARST TECHNOLOGY INC., 300 WEST 57TH STREET, NEW YORK, NY (https://www.google.com/maps/place/300%20WEST%2057TH%20STREET,NEW%20YORK,NY)	Graph	2	\$156,000.00	\$144,000.00	\$144,000.00	\$168,000.00
POWERTOFLY INC., 300 WEST 57TH STREET, NEW YORK, NY (https://www.google.com/maps/place/300%20WEST%2057TH%20STREET,NEW%20YORK,NY)	Graph	2	\$62,400.00	\$52,000.00	\$52,000.00	\$72,800.00
ICROSSING INC., 300 WEST 57TH STREET, NEW YORK, NY (https://www.google.com/maps/place/300%20WEST%2057TH%20STREET,NEW%20YORK,NY)	Graph	3	\$147,333.33	\$127,500.00	\$115,000.00	\$199,500.00
Totals	Graph	11	\$108,225.38	\$90,000.00	\$52,000.00	\$199,500.00

Employer Name/Worksite Address	Graph	Count	Mean Wage	Median Wage	Lowest Wage	Highest Wage
ACCENTURE LLP, 300 W 57TH STREET, NEW YORK, NY (https://www.google.com/maps/place/300%20W%2057TH%20STREET,NEW%20YORK,NY)	Graph	1	\$84,864.00	\$84,864.00	\$84,864.00	\$84,864.00
ICROSSING INC., 300 WEST 57TH STREET, NEW YORK, NY (https://www.google.com/maps/place/300%20%20WEST%2057TH%20STREET,NEW%20YORK,NY)	Graph	1	\$199,500.00	\$199,500.00	\$199,500.00	\$199,500.00
HEARST COMMUNICATIONS INC.-HEARST MAGAZINES DIVISION, 300 WEST 57TH STREET, NEW YORK, NY (https://www.google.com/maps/place/300%20WEST%2057TH%20STREET,NEW%20YORK,NY)	Graph	8	\$106,122.40	\$83,179.20	\$60,000.00	\$168,000.00

Employer Name/Worksite Address	Graph	Count	Mean Wage	Median Wage	Lowest Wage	Highest Wage
Totals	Graph	10	\$113,334.32	\$84,864.00	\$60,000.00	\$199,500.00

Latitude: 40.766757 Longitude: -73.969395

Employer Name/Worksite Address	Graph	Count	Mean Wage	Median Wage	Lowest Wage	Highest Wage
CHELSEA ATELIER ARCHITECT, PC, 26 EAST 64TH STREET, NEW YORK, NY (https://www.google.com/maps/place/26%20EAST%2064TH%20STREET,NEW%20YORK,NY)	Graph	1	\$40,000.00	\$40,000.00	\$40,000.00	\$40,000.00
SIMON LEE GALLERY LLC, 26 EAST 64TH STREET, NEW YORK, NY (https://www.google.com/maps/place/26%20EAST%2064TH%20STREET,NEW%20YORK,NY)	Graph	1	\$47,403.00	\$47,403.00	\$47,403.00	\$47,403.00
Totals	Graph	2	\$43,701.50	\$40,000.00	\$40,000.00	\$47,403.00

Employer Name/Worksite Address	Graph	Count	Mean Wage	Median Wage	Lowest Wage	Highest Wage
CHELSEA ATELIER ARCHITECT, PC, 26 EAST 64TH STREET, NEW YORK, NY (https://www.google.com/maps/place/26%20EAST%2064TH%20STREET,NEW%20YORK,NY)	Graph	1	\$40,000.00	\$40,000.00	\$40,000.00	\$40,000.00
Totals	Graph	1	\$40,000.00	\$40,000.00	\$40,000.00	\$40,000.00

Latitude: 40.766794 Longitude: -73.583042

Employer Name/Worksite Address	Graph	Count	Mean Wage	Median Wage	Lowest Wage	Highest Wage
WATSON YIP DDS, 478 CANTERBURY ST, WESTBURY, NY (https://www.google.com/maps/place/478%20CANTERBURY%20ST,WESTBURY,NY)	Graph	2	\$79,154.40	\$65,208.00	\$65,208.00	\$93,100.80
Totals	Graph	2	\$79,154.40	\$65,208.00	\$65,208.00	\$93,100.80

Employer Name/Worksite Address	Graph	Count	Mean Wage	Median Wage	Lowest Wage	Highest Wage
WATSON YIP DDS, 478 CANTERBURY ST, WESTBURY, NY (https://www.google.com/maps/place/478%20CANTERBURY%20ST,WESTBURY,NY)	Graph	2	\$79,154.40	\$65,208.00	\$65,208.00	\$93,100.80
Totals	Graph	2	\$79,154.40	\$65,208.00	\$65,208.00	\$93,100.80

Latitude: 40.766805 Longitude: -73.920161

Employer Name/Worksite Address	Graph	Count	Mean Wage	Median Wage	Lowest Wage	Highest Wage
CAVELER INC, 32-05 NEWTOWN AVENUE, ASTORIA, NY (https://www.google.com/maps/place/32-05%20NEWTOWN%20AVENUE,ASTORIA,NY)	Graph	1	\$45,000.00	\$45,000.00	\$45,000.00	\$45,000.00
Totals	Graph	1	\$45,000.00	\$45,000.00	\$45,000.00	\$45,000.00

Latitude: 40.766904 Longitude: -73.297151

Employer Name/Worksite Address	Graph	Count	Mean Wage	Median Wage	Lowest Wage	Highest Wage
BLI INTERNATIONAL INC., 75 NORTH INDUSTRY COURT, DEER PARK, NY (https://www.google.com/maps/place/75%20NORTH%20INDUSTRY%20COURT,DEER%20PARK,NY)	Graph	2	\$83,280.00	\$66,560.00	\$66,560.00	\$100,000.00
Totals	Graph	2	\$83,280.00	\$66,560.00	\$66,560.00	\$100,000.00

Employer Name/Worksite Address	Graph	Count	Mean Wage	Median Wage	Lowest Wage	Highest Wage
BLI INTERNATIONAL INC., 75 NORTH INDUSTRY COURT, DEER PARK, NY (https://www.google.com/maps/place/75%20NORTH%20INDUSTRY%20COURT,DEER%20PARK,NY)	Graph	2	\$83,280.00	\$66,560.00	\$66,560.00	\$100,000.00

Employer Name/Worksite Address	Graph	Count	Mean Wage	Median Wage	Lowest Wage	Highest Wage
Totals	Graph	2	\$83,280.00	\$66,560.00	\$66,560.00	\$100,000.00

Latitude: 40.766927 Longitude: -73.983547

Employer Name/Worksite Address	Graph	Count	Mean Wage	Median Wage	Lowest Wage	Highest Wage
M.Y.R.A. ENTERTAINMENT LLC, 322 W. 57TH STREET, NEW YORK, NY (https://www.google.com/maps/place/322%20W.%2057TH%20STREET,NEW%20YORK,NY)	Graph	1	\$83,262.40	\$83,262.40	\$83,262.40	\$83,262.40
Totals	Graph	1	\$83,262.40	\$83,262.40	\$83,262.40	\$83,262.40

Employer Name/Worksite Address	Graph	Count	Mean Wage	Median Wage	Lowest Wage	Highest Wage
ACCENTURE LLP, 320 W 57TH STREET, NEW YORK, NY (https://www.google.com/maps/place/320%20W.%2057TH%20STREET,NEW%20YORK,NY)	Graph	1	\$71,781.00	\$71,781.00	\$71,781.00	\$71,781.00
ACCENTURE LLP, 320 W 57TH ST, NEW YORK, NY (https://www.google.com/maps/place/320%20W.%2057TH%20ST,NEW%20YORK,NY)	Graph	5	\$89,639.80	\$84,864.00	\$84,864.00	\$106,954.00
Totals	Graph	6	\$86,663.33	\$84,864.00	\$71,781.00	\$106,954.00

Latitude: 40.766946 Longitude: -73.987272

Employer Name/Worksite Address	Graph	Count	Mean Wage	Median Wage	Lowest Wage	Highest Wage
RESY NETWORK INC., 423 W. 55TH ST., NEW YORK, NY (https://www.google.com/maps/place/423%20W.%2055TH%20ST.,NEW%20YORK,NY)	Graph	1	\$115,000.00	\$115,000.00	\$115,000.00	\$115,000.00
Totals	Graph	1	\$115,000.00	\$115,000.00	\$115,000.00	\$115,000.00

Employer Name/Worksite Address	Graph	Count	Mean Wage	Median Wage	Lowest Wage	Highest Wage
RESY NETWORK INC., 423 W. 55TH ST., NEW YORK, NY (https://www.google.com/maps/place/423%20W.%2055TH%20ST.,NEW%20YORK,NY)	Graph	1	\$115,000.00	\$115,000.00	\$115,000.00	\$115,000.00
RELATED COMPANIES LP, 423 WEST 55TH STREET, NEW YORK, NY (https://www.google.com/maps/place/423%20WEST%2055TH%20STREET,NEW%20YORK,NY)	Graph	3	\$79,230.93	\$85,000.00	\$66,040.00	\$86,652.80
Totals	Graph	4	\$88,173.20	\$85,000.00	\$66,040.00	\$115,000.00

Latitude: 40.767051 Longitude: -73.536707

Employer Name/Worksite Address	Graph	Count	Mean Wage	Median Wage	Lowest Wage	Highest Wage
WEST JOHN AUTO CORPORATION, 285 WEST JOHN STREET, HICKSVILLE, NY (https://www.google.com/maps/place/285%20WEST%20JOHN%20STREET,HICKSVILLE,NY)	Graph	1	\$94,328.00	\$94,328.00	\$94,328.00	\$94,328.00
Totals	Graph	1	\$94,328.00	\$94,328.00	\$94,328.00	\$94,328.00

Employer Name/Worksite Address	Graph	Count	Mean Wage	Median Wage	Lowest Wage	Highest Wage
WEST JOHN AUTO CORPORATION, 285 WEST JOHN STREET, HICKSVILLE, NY (https://www.google.com/maps/place/285%20WEST%20JOHN%20STREET,HICKSVILLE,NY)	Graph	1	\$94,328.00	\$94,328.00	\$94,328.00	\$94,328.00
Totals	Graph	1	\$94,328.00	\$94,328.00	\$94,328.00	\$94,328.00

Latitude: 40.767095 Longitude: -73.202102

Employer Name/Worksite Address	Graph	Count	Mean Wage	Median Wage	Lowest Wage	Highest Wage

Employer Name/Employer Address	Graph	Count	Mean Wage	Median Wage	Lowest Wage	Highest Wage
CVD EQUIPMENT CORPORATION, 355 S. TECHNOLOGY DR., CENTRAL ISLIP, NY (https://www.google.com/maps/place/355%20S.%20TECHNOLOGY%20DR.,CENTRAL%20ISLIP,NY)	Graph	1	\$51,875.00	\$51,875.00	\$51,875.00	\$51,875.00
Totals	Graph	1	\$51,875.00	\$51,875.00	\$51,875.00	\$51,875.00

Employer Name/Worksite Address	Graph	Count	Mean Wage	Median Wage	Lowest Wage	Highest Wage
CVD EQUIPMENT CORPORATION, 355 S. TECHNOLOGY DR., CENTRAL ISLIP, NY (https://www.google.com/maps/place/355%20S.%20TECHNOLOGY%20DR.,CENTRAL%20ISLIP,NY)	Graph	1	\$51,875.00	\$51,875.00	\$51,875.00	\$51,875.00
Totals	Graph	1	\$51,875.00	\$51,875.00	\$51,875.00	\$51,875.00

Latitude: 40.767155 Longitude: -73.935055

Employer Name/Employer Address	Graph	Count	Mean Wage	Median Wage	Lowest Wage	Highest Wage
PARDALIS&NOHAVICKA LLP, 3510 BROADWAY, ASTORIA, NY (https://www.google.com/maps/place/3510%20BROADWAY,ASTORIA,NY)	Graph	1	\$83,200.00	\$83,200.00	\$83,200.00	\$83,200.00
Totals	Graph	1	\$83,200.00	\$83,200.00	\$83,200.00	\$83,200.00

Employer Name/Worksite Address	Graph	Count	Mean Wage	Median Wage	Lowest Wage	Highest Wage
PARDALIS&NOHAVICKA LLP, 3510 BROADWAY, ASTORIA, NY (https://www.google.com/maps/place/3510%20BROADWAY,ASTORIA,NY)	Graph	1	\$83,200.00	\$83,200.00	\$83,200.00	\$83,200.00
Wael HASSAN, 3310 BROADWAY, ASTORIA, NY (https://www.google.com/maps/place/3310%20BROADWAY,ASTORIA,NY)	Graph	1	\$35,000.00	\$35,000.00	\$35,000.00	\$35,000.00
Totals	Graph	2	\$59,100.00	\$35,000.00	\$35,000.00	\$83,200.00

Latitude: 40.767201 Longitude: -73.994049

Employer Name/Employer Address	Graph	Count	Mean Wage	Median Wage	Lowest Wage	Highest Wage
PRADA USA CORP, 610 WEST 52ND STREET, NEW YORK, NY (https://www.google.com/maps/place/610%20WEST%2052ND%20STREET,NEW%20YORK,NY)	Graph	1	\$65,000.00	\$65,000.00	\$65,000.00	\$65,000.00
PRADA USA CORP., 610 WEST 52ND STREET, NEW YORK, NY (https://www.google.com/maps/place/610%20WEST%2052ND%20STREET,NEW%20YORK,NY)	Graph	2	\$50,000.00	\$50,000.00	\$50,000.00	\$50,000.00
Totals	Graph	3	\$55,000.00	\$50,000.00	\$50,000.00	\$65,000.00

Employer Name/Worksite Address	Graph	Count	Mean Wage	Median Wage	Lowest Wage	Highest Wage
PRADA USA CORP., 610 WEST 52ND STREET, NEW YORK, NY (https://www.google.com/maps/place/610%20WEST%2052ND%20STREET,NEW%20YORK,NY)	Graph	3	\$55,000.00	\$50,000.00	\$50,000.00	\$65,000.00
Totals	Graph	3	\$55,000.00	\$50,000.00	\$50,000.00	\$65,000.00

Latitude: 40.767247 Longitude: -73.83381

Employer Name/Employer Address	Graph	Count	Mean Wage	Median Wage	Lowest Wage	Highest Wage
KDL CONSTRUCTION AND RENOVATION INC, 134-22 32ND AVENUE, FLUSHING, NY (https://www.google.com/maps/place/134-22%2032ND%20AVENUE,FLUSHING,NY)	Graph	1	\$46,987.20	\$46,987.20	\$46,987.20	\$46,987.20
Totals	Graph	1	\$46,987.20	\$46,987.20	\$46,987.20	\$46,987.20

Employer Name/Worksite Address	Graph	Count	Mean Wage	Median Wage	Lowest Wage	Highest Wage
--------------------------------	-------	-------	-----------	-------------	-------------	--------------

Employer Name/Worksite Address	Graph	Count	Mean Wage	Median Wage	Lowest Wage	Highest Wage
KDL CONSTRUCTION AND RENOVATION INC, 134-22 32ND AVENUE, FLUSHING, NY (https://www.google.com/maps/place/134-22%2032ND%20AVENUE,FLUSHING,NY)	Graph	1	\$46,987.20	\$46,987.20	\$46,987.20	\$46,987.20
Totals	Graph	1	\$46,987.20	\$46,987.20	\$46,987.20	\$46,987.20

Latitude: 40.767309 Longitude: -73.956277

Employer Name/Worksite Address	Graph	Count	Mean Wage	Median Wage	Lowest Wage	Highest Wage
CITIGROUP GLOBAL MARKETS INC., 1330 FIRST AVENUE, NEW YORK, NY (https://www.google.com/maps/place/1330%20FIRST%20AVENUE,NEW%20YORK,NY)	Graph	1	\$70,000.00	\$70,000.00	\$70,000.00	\$70,000.00
Totals	Graph	1	\$70,000.00	\$70,000.00	\$70,000.00	\$70,000.00

Latitude: 40.767327 Longitude: -73.952934

Employer Name/Worksite Address	Graph	Count	Mean Wage	Median Wage	Lowest Wage	Highest Wage
CAMBAY CONSULTING LLC, 510 E. 73RD STREET, NEW YORK, NY (https://www.google.com/maps/place/510%20E.%2073RD%20STREET,NEW%20YORK,NY)	Graph	1	\$80,392.00	\$80,392.00	\$80,392.00	\$80,392.00
Totals	Graph	1	\$80,392.00	\$80,392.00	\$80,392.00	\$80,392.00

Latitude: 40.767334 Longitude: -73.827071

Employer Name/Employer Address	Graph	Count	Mean Wage	Median Wage	Lowest Wage	Highest Wage
UNION PLAZA NURSING HOME, INC., 33-23 UNION STREET, FLUSHING, NY (https://www.google.com/maps/place/33-23%20UNION%20STREET,FLUSHING,NY)	Graph	1	\$58,240.00	\$58,240.00	\$58,240.00	\$58,240.00
Totals	Graph	1	\$58,240.00	\$58,240.00	\$58,240.00	\$58,240.00

Employer Name/Worksite Address	Graph	Count	Mean Wage	Median Wage	Lowest Wage	Highest Wage
UNION PLAZA NURSING HOME, INC., 33-23 UNION STREET, FLUSHING, NY (https://www.google.com/maps/place/33-23%20UNION%20STREET,FLUSHING,NY)	Graph	1	\$58,240.00	\$58,240.00	\$58,240.00	\$58,240.00
Totals	Graph	1	\$58,240.00	\$58,240.00	\$58,240.00	\$58,240.00

Latitude: 40.767445 Longitude: -73.97057

Employer Name/Worksite Address	Graph	Count	Mean Wage	Median Wage	Lowest Wage	Highest Wage
HISTORIC HOUSE TRUST OF NEW YORK CITY, 830 5TH AVE, NEW YORK, NY (https://www.google.com/maps/place/830%205TH%20AVE,NEW%20YORK,NY)	Graph	2	\$39,416.00	\$39,416.00	\$39,416.00	\$39,416.00
Totals	Graph	2	\$39,416.00	\$39,416.00	\$39,416.00	\$39,416.00

Latitude: 40.767516 Longitude: -73.507685

Employer Name/Worksite Address	Graph	Count	Mean Wage	Median Wage	Lowest Wage	Highest Wage
IBM INDIA PRIVATE LIMITED, 175 E OLD COUNTRY RD, HICKSVILLE, NY (https://www.google.com/maps/place/175%20E%20OLD%20COUNTRY%20RD,HICKSVILLE,NY)	Graph	1	\$74,474.00	\$74,474.00	\$74,474.00	\$74,474.00
IBM INDIA PRIVATE LIMITED, 175 E OLD COUNTRY ROAD, HICKSVILLE, NY (https://www.google.com/maps/place/175%20E%20OLD%20COUNTRY%20ROAD,HICKSVILLE,NY)	Graph	2	\$94,336.00	\$89,901.00	\$89,901.00	\$98,771.00
LONG ISLAND ELECTRIC UTILITY SERVCO LLC, 175 E. OLD COUNTRY ROAD, HICKSVILLE, NY (https://www.google.com/maps/place/175%20E.%20OLD%20COUNTRY%20ROAD,HICKSVILLE,NY)	Graph	2	\$96,500.00	\$85,000.00	\$85,000.00	\$108,000.00

Employer Name/Worksite Address	Graph	Count	Mean Wage	Median Wage	Lowest Wage	Highest Wage
IBM INDIA PRIVATE LIMITED, 175 EAST OLD COUNTRY ROAD, HICKSVILLE, NY (https://www.google.com/maps/place/175%20EAST%20OLD%20COUNTRY%20ROAD,HICKSVILLE,NY)	Graph	4	\$99,211.25	\$89,901.00	\$82,187.00	\$125,986.00
Totals	Graph	9	\$94,776.78	\$89,901.00	\$74,474.00	\$125,986.00

Latitude: 40.767549 Longitude: -73.911933

Employer Name/Worksite Address	Graph	Count	Mean Wage	Median Wage	Lowest Wage	Highest Wage
GA TAX SERVICES INC, 25-15 STEINWAY STREET, ASTORIA, NY (https://www.google.com/maps/place/25-15%20STEINWAY%20STREET,ASTORIA,NY)	Graph	1	\$56,451.20	\$56,451.20	\$56,451.20	\$56,451.20
Totals	Graph	1	\$56,451.20	\$56,451.20	\$56,451.20	\$56,451.20

Employer Name/Worksite Address	Graph	Count	Mean Wage	Median Wage	Lowest Wage	Highest Wage
GA TAX SERVICES INC, 25-15 STEINWAY STREET, ASTORIA, NY (https://www.google.com/maps/place/25-15%20STEINWAY%20STREET,ASTORIA,NY)	Graph	1	\$56,451.20	\$56,451.20	\$56,451.20	\$56,451.20
Totals	Graph	1	\$56,451.20	\$56,451.20	\$56,451.20	\$56,451.20

Latitude: 40.767556 Longitude: -73.98172

Employer Name/Worksite Address	Graph	Count	Mean Wage	Median Wage	Lowest Wage	Highest Wage
RHODIUM GROUP, LLC, 5 COLUMBUS CIRCLE, NEW YORK, NY (https://www.google.com/maps/place/5%20COLUMBUS%20CIRCLE,NEW%20YORK,NY)	Graph	2	\$65,000.00	\$60,000.00	\$60,000.00	\$70,000.00
Totals	Graph	2	\$65,000.00	\$60,000.00	\$60,000.00	\$70,000.00

Employer Name/Worksite Address	Graph	Count	Mean Wage	Median Wage	Lowest Wage	Highest Wage
RHODIUM GROUP, LLC, 5 COLUMBUS CIRCLE, NEW YORK, NY (https://www.google.com/maps/place/5%20COLUMBUS%20CIRCLE,NEW%20YORK,NY)	Graph	2	\$65,000.00	\$60,000.00	\$60,000.00	\$70,000.00
Totals	Graph	2	\$65,000.00	\$60,000.00	\$60,000.00	\$70,000.00

Latitude: 40.76756 Longitude: -73.981693

Employer Name/Worksite Address	Graph	Count	Mean Wage	Median Wage	Lowest Wage	Highest Wage
COADY DIEMAR PARTNERS, 3 COLUMBUS CIRCLE, NEW YORK, NY (https://www.google.com/maps/place/3%20COLUMBUS%20CIRCLE,NEW%20YORK,NY)	Graph	1	\$67,500.00	\$67,500.00	\$67,500.00	\$67,500.00
FINSBURY LLC, 3 COLUMBUS CIRCLE, NEW YORK, NY (https://www.google.com/maps/place/3%20COLUMBUS%20CIRCLE,NEW%20YORK,NY)	Graph	1	\$60,000.00	\$60,000.00	\$60,000.00	\$60,000.00
JUSTART LLC, 3 COLUMBUS CIRCLE, NEW YORK, NY (https://www.google.com/maps/place/3%20COLUMBUS%20CIRCLE,NEW%20YORK,NY)	Graph	1	\$75,000.00	\$75,000.00	\$75,000.00	\$75,000.00
LAGODA INVESTMENT MANAGEMENT, L.P., 3 COLUMBUS CIRCLE, SUITE 2215, NEW YORK, NY (https://www.google.com/maps/place/3%20COLUMBUS%20CIRCLE,%20SUITE%202215,NEW%20YORK,NY)	Graph	1	\$125,000.00	\$125,000.00	\$125,000.00	\$125,000.00
R AND F CAPITAL ADVISORS LP, 3 COLUMBUS CIRCLE, NEW YORK, NY (https://www.google.com/maps/place/3%20COLUMBUS%20CIRCLE,NEW%20YORK,NY)	Graph	1	\$90,000.00	\$90,000.00	\$90,000.00	\$90,000.00
RWL WATER, LLC, 3 COLUMBUS CIRCLE, NEW YORK, NY (https://www.google.com/maps/place/3%20COLUMBUS%20CIRCLE,NEW%20YORK,NY)	Graph	1	\$146,058.00	\$146,058.00	\$146,058.00	\$146,058.00
THE BRAND UNION COMPANY INC., 3 COLUMBUS CIRCLE, NEW YORK, NY (https://www.google.com/maps/place/3%20COLUMBUS%20CIRCLE,NEW%20YORK,NY)	Graph	1	\$120,000.00	\$120,000.00	\$120,000.00	\$120,000.00
AETION, INC., 3 COLUMBUS CIRCLE, NEW YORK, NY (https://www.google.com/maps/place/3%20COLUMBUS%20CIRCLE,NEW%20YORK,NY)	Graph	2	\$100,000.00	\$100,000.00	\$100,000.00	\$100,000.00
JAZZ AT LINCOLN CENTER, 3 COLUMBUS CIRCLE, NEW YORK, NY (https://www.google.com/maps/place/3%20COLUMBUS%20CIRCLE,NEW%20YORK,NY)	Graph	2	\$165,000.00	\$165,000.00	\$165,000.00	\$165,000.00

Employer Name/Employer Address	Graph	Count	Mean Wage	Median Wage	Lowest Wage	Highest Wage
RED FUSE NEW YORK LLC, 3 COLUMBUS CIRCLE, NEW YORK, NY (https://www.google.com/maps/place/3%20COLUMBUS%20CIRCLE,NEW%20YORK,NY)	Graph	2	\$57,500.00	\$57,500.00	\$57,500.00	\$57,500.00
WUNDERMAN WORLDWIDE LLC, 3 COLUMBUS CIRCLE, NEW YORK, NY (https://www.google.com/maps/place/3%20COLUMBUS%20CIRCLE,NEW%20YORK,NY)	Graph	2	\$48,797.00	\$48,797.00	\$48,797.00	\$48,797.00
THESYS TECHNOLOGIES, 3 COLUMBUS CIRCLE, NEW YORK, NY (https://www.google.com/maps/place/3%20COLUMBUS%20CIRCLE,NEW%20YORK,NY)	Graph	3	\$156,000.00	\$150,000.00	\$150,000.00	\$168,000.00
YOUNG & RUBICAM INC., 3 COLUMBUS CIRCLE, NEW YORK, NY (https://www.google.com/maps/place/3%20COLUMBUS%20CIRCLE,NEW%20YORK,NY)	Graph	4	\$75,250.00	\$63,000.00	\$53,000.00	\$120,000.00
Totals	Graph	22	\$99,779.64	\$90,000.00	\$48,797.00	\$168,000.00

Employer Name/Worksite Address	Graph	Count	Mean Wage	Median Wage	Lowest Wage	Highest Wage
LAGODA INVESTMENT MANAGEMENT, L.P., 3 COLUMBUS CIRCLE, SUITE 2215, NEW YORK, NY (https://www.google.com/maps/place/3%20COLUMBUS%20CIRCLE,%20SUITE%202215,NEW%20YORK,NY)	Graph	1	\$125,000.00	\$125,000.00	\$125,000.00	\$125,000.00
YOUNG & RUBICAM INC., 3 COLUMBUS CIRCLE, NEW YORK, NY (https://www.google.com/maps/place/3%20COLUMBUS%20CIRCLE,NEW%20YORK,NY)	Graph	26	\$94,168.54	\$75,000.00	\$47,500.00	\$168,000.00
Totals	Graph	27	\$95,310.44	\$90,000.00	\$47,500.00	\$168,000.00

Latitude: 40.767596 Longitude: -73.413992

Employer Name/Worksite Address	Graph	Count	Mean Wage	Median Wage	Lowest Wage	Highest Wage
HYDE ENGINEERING + CONSULTING, INC., 155 DURYEA RD, MELVILLE, NY (https://www.google.com/maps/place/155%20DURYEA%20RD,MELVILLE,NY)	Graph	2	\$88,766.00	\$83,516.00	\$83,516.00	\$94,016.00
Totals	Graph	2	\$88,766.00	\$83,516.00	\$83,516.00	\$94,016.00

Latitude: 40.767623 Longitude: -73.536023

Employer Name/Employer Address	Graph	Count	Mean Wage	Median Wage	Lowest Wage	Highest Wage
CELLFONZ R US, INC., 5 BURNS AVE., HICKSVILLE, NY (https://www.google.com/maps/place/5%20BURNS%20AVE.,HICKSVILLE,NY)	Graph	1	\$75,067.00	\$75,067.00	\$75,067.00	\$75,067.00
Totals	Graph	1	\$75,067.00	\$75,067.00	\$75,067.00	\$75,067.00

Employer Name/Worksite Address	Graph	Count	Mean Wage	Median Wage	Lowest Wage	Highest Wage
CELLFONZ R US, INC., 5 BURNS AVE., HICKSVILLE, NY (https://www.google.com/maps/place/5%20BURNS%20AVE.,HICKSVILLE,NY)	Graph	1	\$75,067.00	\$75,067.00	\$75,067.00	\$75,067.00
Totals	Graph	1	\$75,067.00	\$75,067.00	\$75,067.00	\$75,067.00

Latitude: 40.767648 Longitude: -73.413333

Employer Name/Employer Address	Graph	Count	Mean Wage	Median Wage	Lowest Wage	Highest Wage
HENRY SCHEIN, INC., 135 DURYEA ROAD, MELVILLE, NY (https://www.google.com/maps/place/135%20DURYEA%20ROAD,MELVILLE,NY)	Graph	9	\$104,610.50	\$110,000.00	\$73,362.00	\$130,000.00
Totals	Graph	9	\$104,610.50	\$110,000.00	\$73,362.00	\$130,000.00

Employer Name/Worksite Address	Graph	Count	Mean Wage	Median Wage	Lowest Wage	Highest Wage
XTGLOBAL, INC., 135 DURYEA RD, MELVILLE, NY (https://www.google.com/maps/place/135%20DURYEA%20RD,MELVILLE,NY)	Graph	7	\$75,342.29	\$76,315.00	\$72,821.00	\$76,315.00

Employer Name/Worksite Address	Graph	Count	Mean Wage	Median Wage	Lowest Wage	Highest Wage
HENRY SCHEIN, INC., 135 DURYEA ROAD, MELVILLE, NY (https://www.google.com/maps/place/135%20DURYEA%20ROAD,MELVILLE,NY)	Graph	16	\$97,102.03	\$90,709.00	\$71,240.00	\$130,000.00
Totals	Graph	23	\$90,479.50	\$90,709.00	\$71,240.00	\$130,000.00

Latitude: 40.767664 Longitude: -73.833011

Employer Name/Worksite Address	Graph	Count	Mean Wage	Median Wage	Lowest Wage	Highest Wage
HI-WAY TRAVEL INC, 3522 FARRINGTON ST, FLUSHING, NY (https://www.google.com/maps/place/3522%20FARRINGTON%20ST,FLUSHING,NY)	Graph	2	\$46,675.20	\$46,675.20	\$46,675.20	\$46,675.20
Totals	Graph	2	\$46,675.20	\$46,675.20	\$46,675.20	\$46,675.20

Latitude: 40.767674 Longitude: -73.967686

Employer Name/Employer Address	Graph	Count	Mean Wage	Median Wage	Lowest Wage	Highest Wage
MWDM LLC, 60 EAST 66TH STREET, SECOND FLOOR, NEW YORK, NY (https://www.google.com/maps/place/60%20EAST%2066TH%20STREET,%20SECOND%20FLOOR,NEW%20YORK,NY)	Graph	1	\$47,500.00	\$47,500.00	\$47,500.00	\$47,500.00
Totals	Graph	1	\$47,500.00	\$47,500.00	\$47,500.00	\$47,500.00

Employer Name/Worksite Address	Graph	Count	Mean Wage	Median Wage	Lowest Wage	Highest Wage
MWDM LLC, 60 EAST 66TH STREET, SECOND FLOOR, NEW YORK, NY (https://www.google.com/maps/place/60%20EAST%2066TH%20STREET,%20SECOND%20FLOOR,NEW%20YORK,NY)	Graph	1	\$47,500.00	\$47,500.00	\$47,500.00	\$47,500.00
Totals	Graph	1	\$47,500.00	\$47,500.00	\$47,500.00	\$47,500.00

Latitude: 40.767681 Longitude: -73.920649

Employer Name/Worksite Address	Graph	Count	Mean Wage	Median Wage	Lowest Wage	Highest Wage
ALMA BANK, 28-31 31ST STREET, ASTORIA, NY (https://www.google.com/maps/place/28-31%2031ST%20STREET,ASTORIA,NY)	Graph	2	\$60,000.00	\$60,000.00	\$60,000.00	\$60,000.00
Totals	Graph	2	\$60,000.00	\$60,000.00	\$60,000.00	\$60,000.00



Latitude: 40.767749 Longitude: -73.524514


Employer Name/Employer Address	Graph	Count	Mean Wage	Median Wage	Lowest Wage	Highest Wage
ENRITE SOLUTIONS, INC., 13 HERZOG PLACE, HICKSVILLE, NY (https://www.google.com/maps/place/13%20HERZOG%20PLACE,HICKSVILLE,NY)	Graph	1	\$65,000.00	\$65,000.00	\$65,000.00	\$65,000.00
Totals	Graph	1	\$65,000.00	\$65,000.00	\$65,000.00	\$65,000.00

Employer Name/Worksite Address	Graph	Count	Mean Wage	Median Wage	Lowest Wage	Highest Wage
ENRITE SOLUTIONS, INC., 13 HERZOG PLACE, HICKSVILLE, NY (https://www.google.com/maps/place/13%20HERZOG%20PLACE,HICKSVILLE,NY)	Graph	1	\$65,000.00	\$65,000.00	\$65,000.00	\$65,000.00
Totals	Graph	1	\$65,000.00	\$65,000.00	\$65,000.00	\$65,000.00

Latitude: 40.767812 Longitude: -73.982437

Employer Name/Employer Address	Graph	Count	Mean Wage	Median Wage	Lowest Wage	Highest Wage

Employer Name/Employer Address	Graph	Count	Mean Wage	Median Wage	Lowest Wage	Highest Wage
ZHANG MEDICAL PC, 4 COLUMBUS CIRCLE, NEW YORK, NY (https://www.google.com/maps/place/4%20COLUMBUS%20CIRCLE,NEW%20YORK,NY)		3	\$122,000.00	\$60,000.00	\$56,000.00	\$250,000.00
Totals		3	\$122,000.00	\$60,000.00	\$56,000.00	\$250,000.00

Employer Name/Worksite Address	Graph	Count	Mean Wage	Median Wage	Lowest Wage	Highest Wage
ZHANG MEDICAL PC, 4 COLUMBUS CIRCLE, NEW YORK, NY (https://www.google.com/maps/place/4%20COLUMBUS%20CIRCLE,NEW%20YORK,NY)		3	\$122,000.00	\$60,000.00	\$56,000.00	\$250,000.00
Totals		3	\$122,000.00	\$60,000.00	\$56,000.00	\$250,000.00

Latitude: 40.767896 Longitude: -73.293839

Employer Name/Employer Address	Graph	Count	Mean Wage	Median Wage	Lowest Wage	Highest Wage
ULTIMATE IN POOL CARE INC, 30 DUNTON AVENUE, DEER PARK, NY (https://www.google.com/maps/place/30%20DUNTON%20AVENUE,DEER%20PARK,NY)		1	\$78,104.00	\$78,104.00	\$78,104.00	\$78,104.00
Totals		1	\$78,104.00	\$78,104.00	\$78,104.00	\$78,104.00

Employer Name/Worksite Address	Graph	Count	Mean Wage	Median Wage	Lowest Wage	Highest Wage
ULTIMATE IN POOL CARE INC, 30 DUNTON AVENUE, DEER PARK, NY (https://www.google.com/maps/place/30%20DUNTON%20AVENUE,DEER%20PARK,NY)		1	\$78,104.00	\$78,104.00	\$78,104.00	\$78,104.00
Totals		1	\$78,104.00	\$78,104.00	\$78,104.00	\$78,104.00

Latitude: 40.767909 Longitude: -73.991849

Employer Name/Employer Address	Graph	Count	Mean Wage	Median Wage	Lowest Wage	Highest Wage
VARDAMA INC., 550 W.54TH STREET, SUITE 31E, NEW YORK, NY (https://www.google.com/maps/place/550%20W.54TH%20STREET,%20SUITE%2031E,NEW%20YORK,NY)		1	\$60,000.00	\$60,000.00	\$60,000.00	\$60,000.00
Totals		1	\$60,000.00	\$60,000.00	\$60,000.00	\$60,000.00

Employer Name/Worksite Address	Graph	Count	Mean Wage	Median Wage	Lowest Wage	Highest Wage
VARDAMA INC., 550 W.54TH STREET, SUITE 31E, NEW YORK, NY (https://www.google.com/maps/place/550%20W.54TH%20STREET,%20SUITE%2031E,NEW%20YORK,NY)		1	\$60,000.00	\$60,000.00	\$60,000.00	\$60,000.00
Totals		1	\$60,000.00	\$60,000.00	\$60,000.00	\$60,000.00

Latitude: 40.767964 Longitude: -73.95247

Employer Name/Worksite Address	Graph	Count	Mean Wage	Median Wage	Lowest Wage	Highest Wage
ALPHA CLINICAL SYSTEMS, INC, 506 E 74TH ST., NEW YORK, NY (https://www.google.com/maps/place/506%20E%2074TH%20ST.,NEW%20YORK,NY)		1	\$76,000.00	\$76,000.00	\$76,000.00	\$76,000.00
Totals		1	\$76,000.00	\$76,000.00	\$76,000.00	\$76,000.00

Latitude: 40.768086 Longitude: -73.952419

Employer Name/Employer Address	Graph	Count	Mean Wage	Median Wage	Lowest Wage	Highest Wage
THE ROGOSIN INSTITUTE, 504-506 EAST 74TH STREET, NEW YORK, NY (https://www.google.com/maps/place/504-506%20EAST%2074TH%20STREET,NEW%20YORK,NY)		4	\$81,500.00	\$82,000.00	\$80,000.00	\$82,000.00

Employer Name/Employer Address	Graph	Count	Mean Wage	Median Wage	Lowest Wage	Highest Wage
Totals	Graph	4	\$81,500.00	\$82,000.00	\$80,000.00	\$82,000.00

Employer Name/Worksite Address	Graph	Count	Mean Wage	Median Wage	Lowest Wage	Highest Wage
THE ROGOSIN INSTITUTE, 504-506 EAST 74TH STREET, NEW YORK, NY (https://www.google.com/maps/place/504-506%20EAST%2074TH%20STREET,NEW%20YORK,NY)	Graph	1	\$80,000.00	\$80,000.00	\$80,000.00	\$80,000.00
Totals	Graph	1	\$80,000.00	\$80,000.00	\$80,000.00	\$80,000.00

Latitude: 40.7682 Longitude: -73.982508

Employer Name/Employer Address	Graph	Count	Mean Wage	Median Wage	Lowest Wage	Highest Wage
RELATED COMPANIES LP, 60 COLUMBUS CIRCLE, NEW YORK, NY (https://www.google.com/maps/place/60%20COLUMBUS%20CIRCLE,NEW%20YORK,NY)	Graph	1	\$85,000.00	\$85,000.00	\$85,000.00	\$85,000.00
RELATED PARTNERS, INC., 60 COLUMBUS CIRCLE, NEW YORK, NY (https://www.google.com/maps/place/60%20COLUMBUS%20CIRCLE,NEW%20YORK,NY)	Graph	1	\$80,000.00	\$80,000.00	\$80,000.00	\$80,000.00
Totals	Graph	2	\$82,500.00	\$80,000.00	\$80,000.00	\$85,000.00

Employer Name/Worksite Address	Graph	Count	Mean Wage	Median Wage	Lowest Wage	Highest Wage
RELATED PARTNERS, INC., 60 COLUMBUS CIRCLE, NEW YORK, NY (https://www.google.com/maps/place/60%20COLUMBUS%20CIRCLE,NEW%20YORK,NY)	Graph	1	\$80,000.00	\$80,000.00	\$80,000.00	\$80,000.00
Totals	Graph	1	\$80,000.00	\$80,000.00	\$80,000.00	\$80,000.00

Latitude: 40.768245 Longitude: -73.924434

Employer Name/Worksite Address	Graph	Count	Mean Wage	Median Wage	Lowest Wage	Highest Wage
ICAHN SCHOOL OF MEDICINE AT MOUNT SINAI, 25-20 30TH AVENUE, LONG ISLAND CITY, NY (https://www.google.com/maps/place/25-20%2030TH%20AVENUE,LONG%20ISLAND%20CITY,NY)	Graph	1	\$150,000.00	\$150,000.00	\$150,000.00	\$150,000.00
Totals	Graph	1	\$150,000.00	\$150,000.00	\$150,000.00	\$150,000.00

Latitude: 40.768358 Longitude: -73.691534

Employer Name/Employer Address	Graph	Count	Mean Wage	Median Wage	Lowest Wage	Highest Wage
KIMCO REALTY CORPORATION, 3333 NEW HYDE PARK ROAD, NEW HYDE PARK, NY (https://www.google.com/maps/place/3333%20NEW%20HYDE%20PARK%20ROAD,NEW%20HYDE%20PARK,NY)	Graph	1	\$70,000.00	\$70,000.00	\$70,000.00	\$70,000.00
Totals	Graph	1	\$70,000.00	\$70,000.00	\$70,000.00	\$70,000.00

Employer Name/Worksite Address	Graph	Count	Mean Wage	Median Wage	Lowest Wage	Highest Wage
DELOITTE CONSULTING LLP, 3333 NEW HYDE PARK ROAD, NEW HYDE PARK, NY (https://www.google.com/maps/place/3333%20NEW%20HYDE%20PARK%20ROAD,NEW%20HYDE%20PARK,NY)	Graph	16	\$83,587.50	\$83,000.00	\$83,000.00	\$92,400.00
Totals	Graph	16	\$83,587.50	\$83,000.00	\$83,000.00	\$92,400.00

Latitude: 40.768369 Longitude: -73.820316

Employer Name/Worksite Address	Graph	Count	Mean Wage	Median Wage	Lowest Wage	Highest Wage
CDI BIOCHEM INC., 33-24 147TH STREET, FLUSHING, NY (https://www.google.com/maps/place/33-24%20147TH%20STREET,FLUSHING,NY)	Graph	1	\$56,160.00	\$56,160.00	\$56,160.00	\$56,160.00

Employer Name/Worksite Address	Graph	Count	Mean Wage	Median Wage	Lowest Wage	Highest Wage
Totals	Graph	1	\$56,160.00	\$56,160.00	\$56,160.00	\$56,160.00

Latitude: 40.768486 Longitude: -73.982258

Employer Name/Worksite Address	Graph	Count	Mean Wage	Median Wage	Lowest Wage	Highest Wage
AIT GLOBAL, INC, 10 COLUMBUS CIRCLE, NEW YORK, NY (https://www.google.com/maps/place/10%20COLUMBUS%20CIRCLE,NEW%20YORK,NY)	Graph	1	\$100,000.00	\$100,000.00	\$100,000.00	\$100,000.00
TATA CONSULTANCY SERVICES LIMITED, 10 COLUMBUS CIR., NEW YORK, NY (https://www.google.com/maps/place/10%20COLUMBUS%20CIR.,NEW%20YORK,NY)	Graph	1	\$82,701.00	\$82,701.00	\$82,701.00	\$82,701.00
TURNER BROADCASTING SYSTEM, INC., TIME WARNER CENTER, 10 COLUMBUS CIR., NEW YORK, NY (https://www.google.com/maps/place/TIME%20WARNER%20CENTER,%2010%20COLUMBUS%20CIR.,NEW%20YORK,NY)	Graph	1	\$98,800.00	\$98,800.00	\$98,800.00	\$98,800.00
Totals	Graph	3	\$93,833.67	\$98,800.00	\$98,800.00	\$82,701.00

Latitude: 40.768486 Longitude: -73.691653

Employer Name/Worksite Address	Graph	Count	Mean Wage	Median Wage	Lowest Wage	Highest Wage
AUTOTRADER.COM, INC., 3400 NEW HYDE PARK ROAD, NORTH HILLS, NY (https://www.google.com/maps/place/3400%20NEW%20HYDE%20PARK%20ROAD,NORTH%20HILLS,NY)	Graph	1	\$126,472.00	\$126,472.00	\$126,472.00	\$126,472.00
CEM TECHNOLOGY, INC., 3400 NEW HYDE PARK RD., LAKE SUCCESS, NY (https://www.google.com/maps/place/3400%20NEW%20HYDE%20PARK%20RD.,LAKE%20SUCCESS,NY)	Graph	1	\$80,000.00	\$80,000.00	\$80,000.00	\$80,000.00
ETEST IT, INC., 3400 NEW HYDE PARK RD, NEW HYDE PARK, NY (https://www.google.com/maps/place/3400%20NEW%20HYDE%20PARK%20RD,NEW%20HYDE%20PARK,NY)	Graph	1	\$90,000.00	\$90,000.00	\$90,000.00	\$90,000.00
AUTOTRADER.COM, INC., 3400 NEW HYDE PARK ROAD, NEW HYDE PARK, NY (https://www.google.com/maps/place/3400%20NEW%20HYDE%20PARK%20ROAD,NEW%20HYDE%20PARK,NY)	Graph	4	\$119,250.00	\$115,000.00	\$112,000.00	\$126,472.00
Totals	Graph	7	\$110,496.00	\$115,000.00	\$80,000.00	\$126,472.00

Latitude: 40.768542 Longitude: -73.963496

Employer Name/Employer Address	Graph	Count	Mean Wage	Median Wage	Lowest Wage	Highest Wage
ZECKENDORF MARKETING LLC, 770 LEXINGTON AVENUE, NEW YORK, NY (https://www.google.com/maps/place/770%20LEXINGTON%20AVENUE,NEW%20YORK,NY)	Graph	1	\$200,000.00	\$200,000.00	\$200,000.00	\$200,000.00
Totals	Graph	1	\$200,000.00	\$200,000.00	\$200,000.00	\$200,000.00

Employer Name/Worksite Address	Graph	Count	Mean Wage	Median Wage	Lowest Wage	Highest Wage
ZECKENDORF MARKETING LLC, 770 LEXINGTON AVENUE, NEW YORK, NY (https://www.google.com/maps/place/770%20LEXINGTON%20AVENUE,NEW%20YORK,NY)	Graph	1	\$200,000.00	\$200,000.00	\$200,000.00	\$200,000.00
Totals	Graph	1	\$200,000.00	\$200,000.00	\$200,000.00	\$200,000.00

Latitude: 40.76859 Longitude: -73.566185

Employer Name/Worksite Address	Graph	Count	Mean Wage	Median Wage	Lowest Wage	Highest Wage
ERNST & YOUNG U.S. LLP, 972 BRUSH HOLLOW ROAD, WESTBURY, NY (https://www.google.com/maps/place/972%20BRUSH%20HOLLOW%20ROAD,WESTBURY,NY)	Graph	1	\$62,350.00	\$62,350.00	\$62,350.00	\$62,350.00
Totals	Graph	1	\$62,350.00	\$62,350.00	\$62,350.00	\$62,350.00

Latitude: 40.768603 Longitude: -73.993154

Employer Name/Employer Address	Graph	Count	Mean Wage	Median Wage	Lowest Wage	Highest Wage
THE NEW YORK STEM CELL FOUNDATION, INC., 619 WEST 54TH STREET, NEW YORK, NY (https://www.google.com/maps/place/619%20WEST%2054TH%20STREET,NEW%20YORK,NY)	Graph	2	\$93,781.50	\$74,263.00	\$74,263.00	\$113,300.00
Totals	Graph	2	\$93,781.50	\$74,263.00	\$74,263.00	\$113,300.00

Employer Name/Worksite Address	Graph	Count	Mean Wage	Median Wage	Lowest Wage	Highest Wage
THE NEW YORK STEM CELL FOUNDATION, INC., 619 WEST 54TH STREET, NEW YORK, NY (https://www.google.com/maps/place/619%20WEST%2054TH%20STREET,NEW%20YORK,NY)	Graph	2	\$93,781.50	\$74,263.00	\$74,263.00	\$113,300.00
THE ROGOSIN INSTITUTE, 619 WEST 54TH STREET, 4TH FLOOR, NEW YORK, NY (https://www.google.com/maps/place/619%20WEST%2054TH%20STREET,%204TH%20FLOOR,NEW%20YORK,NY)	Graph	2	\$82,000.00	\$82,000.00	\$82,000.00	\$82,000.00
Totals	Graph	4	\$87,890.75	\$82,000.00	\$74,263.00	\$113,300.00

Latitude: 40.768605 Longitude: -73.955333

Employer Name/Employer Address	Graph	Count	Mean Wage	Median Wage	Lowest Wage	Highest Wage
TEAMS MANAGEMENT LLC, 1374 1ST AVENUE, NEW YORK, NY (https://www.google.com/maps/place/1374%201ST%20AVENUE,NEW%20YORK,NY)	Graph	1	\$68,000.00	\$68,000.00	\$68,000.00	\$68,000.00
Totals	Graph	1	\$68,000.00	\$68,000.00	\$68,000.00	\$68,000.00

Employer Name/Worksite Address	Graph	Count	Mean Wage	Median Wage	Lowest Wage	Highest Wage
TEAMS MANAGEMENT LLC, 1374 1ST AVENUE, NEW YORK, NY (https://www.google.com/maps/place/1374%201ST%20AVENUE,NEW%20YORK,NY)	Graph	1	\$68,000.00	\$68,000.00	\$68,000.00	\$68,000.00
Totals	Graph	1	\$68,000.00	\$68,000.00	\$68,000.00	\$68,000.00

Latitude: 40.768638 Longitude: -73.827234

Employer Name/Employer Address	Graph	Count	Mean Wage	Median Wage	Lowest Wage	Highest Wage
41 AVENUE PHARMACY LLC, 136-33 37TH AVENUE UNIT 1A, FLUSHING, NY (https://www.google.com/maps/place/136-33%2037TH%20AVENUE%20UNIT%201A,FLUSHING,NY)	Graph	1	\$104,000.00	\$104,000.00	\$104,000.00	\$104,000.00
CUCC BUSINESS REGIONAL CENTER, INC., 36-36 MAIN STREET, 6F, FLUSHING, NY (https://www.google.com/maps/place/36-36%20MAIN%20STREET,%206F,FLUSHING,NY)	Graph	1	\$51,000.00	\$51,000.00	\$51,000.00	\$51,000.00
DA-NUTRITION PLLC, 36-09 MAIN STREET, #204B, FLUSHING, NY (https://www.google.com/maps/place/36-09%20MAIN%20STREET,%20#204B,FLUSHING,NY)	Graph	1	\$47,840.00	\$47,840.00	\$47,840.00	\$47,840.00
LAW OFFICES OF MIKE P. GAO, P.C., 36-44 MAIN STREET, 3RD FL, FLUSHING, NY (https://www.google.com/maps/place/36-44%20MAIN%20STREET,%203RD%20FL,FLUSHING,NY)	Graph	1	\$61,152.00	\$61,152.00	\$61,152.00	\$61,152.00
LI ARCHITECT ASSOCIATE, PLLC, 150-19 41ST AVENUE 1F, FLUSHING, NY (https://www.google.com/maps/place/150-19%2041ST%20AVENUE%201F,FLUSHING,NY)	Graph	1	\$42,000.00	\$42,000.00	\$42,000.00	\$42,000.00
LINGLING ZENG PEDIATRICS PC, 136-20 38TH AVE.SUITE 5 C, FLUSHING, NY (https://www.google.com/maps/place/136-20%2038TH%20AVE.SUITE%205%20C,FLUSHING,NY)	Graph	1	\$52,977.60	\$52,977.60	\$52,977.60	\$52,977.60
MICROBIZ COMPUTING INC., 1411 BONNIE LANE, BAYSIDE, NY (https://www.google.com/maps/place/1411%20BONNIE%20LANE,BAYSIDE,NY)	Graph	1	\$58,240.00	\$58,240.00	\$58,240.00	\$58,240.00
MYG GROUP, INC., 36-36 MAIN STREET, 6F, FLUSHING, NY (https://www.google.com/maps/place/36-36%20MAIN%20STREET,%206F,FLUSHING,NY)	Graph	1	\$40,000.00	\$40,000.00	\$40,000.00	\$40,000.00
THE ZHANG LAW FIRM, P.C., 136-82 39TH AVENUE, 3RD FL, FLUSHING, NY (https://www.google.com/maps/place/136-82%2039TH%20AVENUE,%203RD%20FL,FLUSHING,NY)	Graph	1	\$46,820.80	\$46,820.80	\$46,820.80	\$46,820.80
GRAND MOUNTAIN TOP USA ENTERPRISE INC, 136-20 38TH AVENUE, 3G-312, FLUSHING, NY (https://www.google.com/maps/place/136-20%2038TH%20AVENUE,%203G-312,FLUSHING,NY)	Graph	2	\$47,767.20	\$46,675.20	\$46,675.20	\$48,859.20

Employer Name/Employer Address	Graph	Count	Mean Wage	Median Wage	Lowest Wage	Highest Wage
Totals	Graph	11	\$54,505.89	\$48,859.20	\$40,000.00	\$104,000.00

Employer Name/Worksite Address	Graph	Count	Mean Wage	Median Wage	Lowest Wage	Highest Wage
41 AVENUE PHARMACY LLC, 136-33 37TH AVENUE UNIT 1A, FLUSHING, NY (https://www.google.com/maps/place/136-33%2037TH%20AVENUE%20UNIT%201A,FLUSHING,NY)	Graph	1	\$104,000.00	\$104,000.00	\$104,000.00	\$104,000.00
A-ZS GROUP INC, 132-35 41ST ROAD UNIT 3D, FLUSHING, NY (https://www.google.com/maps/place/132-35%2041ST%20ROAD%20UNIT%203D,FLUSHING,NY)	Graph	1	\$61,100.00	\$61,100.00	\$61,100.00	\$61,100.00
ALLIANCE COMPUTING SOLUTIONS INC., 36-60 MAIN ST, FLUSHING, NY (https://www.google.com/maps/place/36-60%20MAIN%20ST,FLUSHING,NY)	Graph	1	\$45,676.80	\$45,676.80	\$45,676.80	\$45,676.80
AM CARE CORP, 136-30 MAPLE AVE, FLUSHING, NY (https://www.google.com/maps/place/136-30%20MAPLE%20AVE,FLUSHING,NY)	Graph	1	\$70,000.00	\$70,000.00	\$70,000.00	\$70,000.00
BLUE SKY CREATIVE STUDIO INC, 136-82 39TH AVE 5FL, FLUSHING, NY (https://www.google.com/maps/place/136-82%2039TH%20AVE%205FL,FLUSHING,NY)	Graph	1	\$79,040.00	\$79,040.00	\$79,040.00	\$79,040.00
EASTONE INSURANCE BROKERAGE INC, 142-30 ROOSEVELT AVE, FLUSHING, NY (https://www.google.com/maps/place/142-30%20ROOSEVELT%20AVE,FLUSHING,NY)	Graph	1	\$46,675.20	\$46,675.20	\$46,675.20	\$46,675.20
HU & ASSOCIATES, LLC, 40-42 MAIN STREET, FLUSHING, NY (https://www.google.com/maps/place/40-42%20MAIN%20STREET,FLUSHING,NY)	Graph	1	\$79,123.20	\$79,123.20	\$79,123.20	\$79,123.20
KENNETH K. HO, 136-19 38TH AVENUE, FLUSHING, NY (https://www.google.com/maps/place/136-19%2038TH%20AVENUE,FLUSHING,NY)	Graph	1	\$87,360.00	\$87,360.00	\$87,360.00	\$87,360.00
LAM AND CO CONSULTING LLC, 3654 MAIN STREET, FLUSHING, NY (https://www.google.com/maps/place/3654%20MAIN%20STREET,FLUSHING,NY)	Graph	1	\$39,957.00	\$39,957.00	\$39,957.00	\$39,957.00
LAW OFFICES OF MIKE P. GAO, P.C., 36-44 MAIN STREET, 3RD FL, FLUSHING, NY (https://www.google.com/maps/place/36-44%20MAIN%20STREET,%203RD%20FL,FLUSHING,NY)	Graph	1	\$61,152.00	\$61,152.00	\$61,152.00	\$61,152.00
LI ARCHITECT ASSOCIATE, PLLC, 150-19 41ST AVE 1F, FLUSHING, NY (https://www.google.com/maps/place/150-19%2041ST%20AVE%201F,FLUSHING,NY)	Graph	1	\$42,000.00	\$42,000.00	\$42,000.00	\$42,000.00
NEW YORK GOLDEN EAGLE SENIOR CORP., 36-36 PRINCE STREET, FLUSHING, NY (https://www.google.com/maps/place/36-36%20PRINCE%20STREET,FLUSHING,NY)	Graph	1	\$66,560.00	\$66,560.00	\$66,560.00	\$66,560.00
SINOVISION INCORPORATED, 136-20 38TH AVE, FLUSHING, NY (https://www.google.com/maps/place/136-20%2038TH%20AVE,FLUSHING,NY)	Graph	1	\$31,034.00	\$31,034.00	\$31,034.00	\$31,034.00
THE DOLAR SHOP RESTAURANT GROUP LLC, 3636 PRINCE STREET, FLUSHING, NY (https://www.google.com/maps/place/3636%20PRINCE%20STREET,FLUSHING,NY)	Graph	1	\$47,840.00	\$47,840.00	\$47,840.00	\$47,840.00
GRAND MOUNTAIN TOP USA ENTERPRISE INC, 136-20 38TH AVENUE, 3G-312, FLUSHING, NY (https://www.google.com/maps/place/136-20%2038TH%20AVENUE,%203G-312,FLUSHING,NY)	Graph	2	\$47,767.20	\$46,675.20	\$46,675.20	\$48,859.20
MYG GROUP, INC., 36-36 MAIN STREET, 6F, FLUSHING, NY (https://www.google.com/maps/place/36-36%20MAIN%20STREET,%206F,FLUSHING,NY)	Graph	2	\$45,500.00	\$40,000.00	\$40,000.00	\$51,000.00
PREMIER TAX INC., 136-40 39TH AVENUE, SUITE 204, FLUSHING, NY (https://www.google.com/maps/place/136-40%2039TH%20AVENUE,%20SUITE%20204,FLUSHING,NY)	Graph	2	\$49,868.00	\$46,675.00	\$46,675.00	\$53,061.00
P&D TESTING CONSULTANTS LLC, 33-70 PRINCE ST, FLUSHING, NY (https://www.google.com/maps/place/33-70%20PRINCE%20ST,FLUSHING,NY)	Graph	3	\$43,000.00	\$43,000.00	\$43,000.00	\$43,000.00
CLEAN AIR CAR SERVICE & PARKING CORPORATION, 130 30 31ST AVENUE, FLUSHING, NY (https://www.google.com/maps/place/130%2030%2031ST%20AVENUE,FLUSHING,NY)	Graph	16	\$68,500.00	\$72,000.00	\$50,000.00	\$76,000.00
Totals	Graph	39	\$60,840.73	\$61,100.00	\$31,034.00	\$104,000.00

Latitude: 40.768721 Longitude: -73.951949

Employer Name/Employer Address	Graph	Count	Mean Wage	Median Wage	Lowest Wage	Highest Wage
LYCEE FRANCAIS DE NEW YORK, 505 EAST 75TH STREET, NEW YORK, NY (https://www.google.com/maps/place/505%20EAST%2075TH%20STREET,NEW%20YORK,NY)	Graph	22	\$58,392.50	\$58,000.00	\$52,000.00	\$97,400.00
Totals	Graph	22	\$58,392.50	\$58,000.00	\$52,000.00	\$97,400.00

Employer Name/Worksite Address	Graph	Count	Mean Wage	Median Wage	Lowest Wage	Highest Wage
LYCEE FRANCAIS DE NEW YORK, 505 E. 75TH STREET, NEW YORK, NY (https://www.google.com/maps/place/505%20E.%2075TH%20STREET,NEW%20YORK,NY)	Graph	22	\$58,392.50	\$58,000.00	\$52,000.00	\$97,400.00
Totals	Graph	22	\$58,392.50	\$58,000.00	\$52,000.00	\$97,400.00

Latitude: 40.768847 Longitude: -73.83613

Employer Name/Worksite Address	Graph	Count	Mean Wage	Median Wage	Lowest Wage	Highest Wage
HOME AND HOME CORP., 31-85 WHITESTONE EXPRESSWAY, FLUSHING, NY (https://www.google.com/maps/place/31-85%20WHITESTONE%20EXPRESSWAY,FLUSHING,NY)	Graph	1	\$55,764.80	\$55,764.80	\$55,764.80	\$55,764.80
Totals	Graph	1	\$55,764.80	\$55,764.80	\$55,764.80	\$55,764.80

Employer Name/Worksite Address	Graph	Count	Mean Wage	Median Wage	Lowest Wage	Highest Wage
HOME AND HOME CORP., 31-85 WHITESTONE EXPRESSWAY, FLUSHING, NY (https://www.google.com/maps/place/31-85%20WHITESTONE%20EXPRESSWAY,FLUSHING,NY)	Graph	1	\$55,764.80	\$55,764.80	\$55,764.80	\$55,764.80
Totals	Graph	1	\$55,764.80	\$55,764.80	\$55,764.80	\$55,764.80

Latitude: 40.768882 Longitude: -73.966667

Employer Name/Worksite Address	Graph	Count	Mean Wage	Median Wage	Lowest Wage	Highest Wage
COUNCIL ON FOREIGN RELATIONS, INC., 58 E. 68TH STREET, NEW YORK, NY (https://www.google.com/maps/place/58%20E.%2068TH%20STREET,NEW%20YORK,NY)	Graph	2	\$55,482.50	\$55,200.00	\$55,200.00	\$55,765.00
Totals	Graph	2	\$55,482.50	\$55,200.00	\$55,200.00	\$55,765.00

Employer Name/Worksite Address	Graph	Count	Mean Wage	Median Wage	Lowest Wage	Highest Wage
COUNCIL ON FOREIGN RELATIONS, INC., 58 E. 68TH STREET, NEW YORK, NY (https://www.google.com/maps/place/58%20E.%2068TH%20STREET,NEW%20YORK,NY)	Graph	2	\$55,482.50	\$55,200.00	\$55,200.00	\$55,765.00
Totals	Graph	2	\$55,482.50	\$55,200.00	\$55,200.00	\$55,765.00

Latitude: 40.76898 Longitude: -73.648776

Employer Name/Worksite Address	Graph	Count	Mean Wage	Median Wage	Lowest Wage	Highest Wage
CUSTOM METALCRAFTERS INC., 16 MCKINLEY AVENUE, ALBERTSON, NY (https://www.google.com/maps/place/16%20MCKINLEY%20AVENUE,ALBERTSON,NY)	Graph	1	\$136,500.00	\$136,500.00	\$136,500.00	\$136,500.00
Totals	Graph	1	\$136,500.00	\$136,500.00	\$136,500.00	\$136,500.00

Employer Name/Worksite Address	Graph	Count	Mean Wage	Median Wage	Lowest Wage	Highest Wage
CUSTOM METALCRAFTERS INC., 16 MCKINLEY AVENUE, ALBERTSON, NY (https://www.google.com/maps/place/16%20MCKINLEY%20AVENUE,ALBERTSON,NY)	Graph	1	\$136,500.00	\$136,500.00	\$136,500.00	\$136,500.00
Totals	Graph	1	\$136,500.00	\$136,500.00	\$136,500.00	\$136,500.00

Latitude: 40.768991 Longitude: -73.965286

Employer Name/Worksite Address	Graph	Count	Mean Wage	Median Wage	Lowest Wage	Highest Wage

Employer Name/Employer Address	Graph	Count	Mean Wage	Median Wage	Lowest Wage	Highest Wage
HUNTER COLLEGE OF THE CITY UNIVERSITY OF NEW YORK, 695 PARK AVENUE, NEW YORK, NY (https://www.google.com/maps/place/695%20PARK%20AVENUE,NEW%20YORK,NY)	Graph	8	\$93,044.28	\$78,477.00	\$59,609.00	\$148,907.20
Totals	Graph	8	\$93,044.28	\$78,477.00	\$59,609.00	\$148,907.20

Employer Name/Worksite Address	Graph	Count	Mean Wage	Median Wage	Lowest Wage	Highest Wage
HUNTER COLLEGE OF THE CITY UNIVERSITY OF NEW YORK, 695 PARK AVE, NEW YORK, NY (https://www.google.com/maps/place/695%20PARK%20AVE,NEW%20YORK,NY)	Graph	8	\$93,044.28	\$78,477.00	\$59,609.00	\$148,907.20
Totals	Graph	8	\$93,044.28	\$78,477.00	\$59,609.00	\$148,907.20

Latitude: 40.769026 Longitude: -73.429537

Employer Name/Worksite Address	Graph	Count	Mean Wage	Median Wage	Lowest Wage	Highest Wage
SYNOPSIS INC, 15 PARK DR, MELVILLE, NY (https://www.google.com/maps/place/15%20PARK%20DR,MELVILLE,NY)	Graph	1	\$73,902.00	\$73,902.00	\$73,902.00	\$73,902.00
TATA CONSULTANCY SERVICES LIMITED, 15 PARK DRIVE, MELVILLE, NY (https://www.google.com/maps/place/15%20PARK%20DRIVE,MELVILLE,NY)	Graph	9	\$60,590.00	\$60,590.00	\$60,590.00	\$60,590.00
Totals	Graph	10	\$61,921.20	\$60,590.00	\$60,590.00	\$73,902.00

Latitude: 40.769059 Longitude: -73.96709

Employer Name/Employer Address	Graph	Count	Mean Wage	Median Wage	Lowest Wage	Highest Wage
FERN MALLIS LLC, 40 EAST 68TH STREET, NEW YORK, NY (https://www.google.com/maps/place/40%20EAST%2068TH%20STREET,NEW%20YORK,NY)	Graph	1	\$75,795.20	\$75,795.20	\$75,795.20	\$75,795.20
Totals	Graph	1	\$75,795.20	\$75,795.20	\$75,795.20	\$75,795.20

Employer Name/Worksite Address	Graph	Count	Mean Wage	Median Wage	Lowest Wage	Highest Wage
FERN MALLIS LLC, 40 EAST 68TH STREET, NEW YORK, NY (https://www.google.com/maps/place/40%20EAST%2068TH%20STREET,NEW%20YORK,NY)	Graph	1	\$75,795.20	\$75,795.20	\$75,795.20	\$75,795.20
Totals	Graph	1	\$75,795.20	\$75,795.20	\$75,795.20	\$75,795.20

Latitude: 40.769147 Longitude: -73.838278

Employer Name/Employer Address	Graph	Count	Mean Wage	Median Wage	Lowest Wage	Highest Wage
ZBEST PAYMENT SOLUTION, INC., 130-30 31ST AVE, #703, FLUSHING, NY (https://www.google.com/maps/place/130-30%2031ST%20AVE,%20#703,FLUSHING,NY)	Graph	1	\$47,000.00	\$47,000.00	\$47,000.00	\$47,000.00
CLEAN AIR CAR SERVICE & PARKING CORPORATION, 130-30 31ST AVENUE SUITE 801, FLUSHING, NY (https://www.google.com/maps/place/130-30%2031ST%20AVENUE%20SUITE%20801,FLUSHING,NY)	Graph	20	\$68,995.44	\$72,000.00	\$48,568.00	\$100,000.00
Totals	Graph	21	\$67,948.04	\$72,000.00	\$47,000.00	\$100,000.00

Employer Name/Worksite Address	Graph	Count	Mean Wage	Median Wage	Lowest Wage	Highest Wage
CLEAN AIR CAR SERVICE & PARKING CORPORATION, 130-30 31ST AVENUE. SUITE 801, FLUSHING, NY (https://www.google.com/maps/place/130-30%2031ST%20AVENUE.%20SUITE%20801,FLUSHING,NY)	Graph	1	\$48,568.00	\$48,568.00	\$48,568.00	\$48,568.00
ZBEST PAYMENT SOLUTION, INC., 130-30 31ST AVE, #703, FLUSHING, NY (https://www.google.com/maps/place/130-30%2031ST%20AVE,%20#703,FLUSHING,NY)	Graph	1	\$47,000.00	\$47,000.00	\$47,000.00	\$47,000.00

Employer Name/Worksite Address	Graph	Count	Mean Wage	Median Wage	Lowest Wage	Highest Wage
CLEAN AIR CAR SERVICE & PARKING CORPORATION, 130-30 31ST AVE. STE. 801, FLUSHING, NY (https://www.google.com/maps/place/130-30%2031ST%20AVE.%20STE.%20801,FLUSHING,NY)	Graph	3	\$78,446.93	\$75,000.00	\$60,340.80	\$100,000.00
Totals	Graph	5	\$66,181.76	\$60,340.80	\$47,000.00	\$100,000.00

Latitude: 40.769224 Longitude: -73.965116

Employer Name/Employer Address	Graph	Count	Mean Wage	Median Wage	Lowest Wage	Highest Wage
AMERICAS SOCIETY, COUNCIL OF THE AMERICAS, 680 PARK AVENUE, NEW YORK, NY (https://www.google.com/maps/place/680%20PARK%20AVENUE,NEW%20YORK,NY)	Graph	2	\$72,500.00	\$65,000.00	\$65,000.00	\$80,000.00
AMERICAS SOCIETY, 680 PARK AVENUE, NEW YORK, NY (https://www.google.com/maps/place/680%20PARK%20AVENUE,NEW%20YORK,NY)	Graph	3	\$54,166.67	\$50,000.00	\$50,000.00	\$62,500.00
Totals	Graph	5	\$61,500.00	\$62,500.00	\$50,000.00	\$80,000.00

Employer Name/Worksite Address	Graph	Count	Mean Wage	Median Wage	Lowest Wage	Highest Wage
AMERICAS SOCIETY, 680 PARK AVENUE, NEW YORK, NY (https://www.google.com/maps/place/680%20PARK%20AVENUE,NEW%20YORK,NY)	Graph	5	\$61,500.00	\$62,500.00	\$50,000.00	\$80,000.00
Totals	Graph	5	\$61,500.00	\$62,500.00	\$50,000.00	\$80,000.00

Latitude: 40.769225 Longitude: -73.958741

Employer Name/Employer Address	Graph	Count	Mean Wage	Median Wage	Lowest Wage	Highest Wage
ERGO INTERACTIVE, INC., 214 SULLIVAN STREET, NEW YORK, NY (https://www.google.com/maps/place/214%20SULLIVAN%20STREET,NEW%20YORK,NY)	Graph	1	\$92,000.00	\$92,000.00	\$92,000.00	\$92,000.00
GENERATION NEXT FERTILITY, PLLC, 115 EAST 57TH STREET, SUITE 500, NEW YORK, NY (https://www.google.com/maps/place/115%20EAST%2057TH%20STREET,%20SUITE%20500,NEW%20YORK,NY)	Graph	1	\$75,000.00	\$75,000.00	\$75,000.00	\$75,000.00
JG KENNEDY MD FRGC (ORTH.) P.C., C/O HOSPITAL FOR SPECIAL SURGERY, NEW YORK, NY (https://www.google.com/maps/place/C/O%20HOSPITAL%20FOR%20SPECIAL%20SURGERY,NEW%20YORK,NY)	Graph	1	\$55,000.00	\$55,000.00	\$55,000.00	\$55,000.00
MARKERS FINANCIAL ADVISORS LLC, 10 EAST 53RD STREET, 14TH FLOOR, NEW YORK, NY (https://www.google.com/maps/place/10%20EAST%2053RD%20STREET,%2014TH%20FLOOR,NEW%20YORK,NY)	Graph	1	\$92,000.00	\$92,000.00	\$92,000.00	\$92,000.00
SMALLBONE INC, 135 EAST 65TH ST, NEW YORK, NY (https://www.google.com/maps/place/135%20EAST%2065TH%20ST,NEW%20YORK,NY)	Graph	1	\$44,000.00	\$44,000.00	\$44,000.00	\$44,000.00
VALO GROUP, LLC, 177 EAST 75TH STREET, 15A, NEW YORK, NY (https://www.google.com/maps/place/177%20EAST%2075TH%20STREET,%2015A,NEW%20YORK,NY)	Graph	1	\$65,000.00	\$65,000.00	\$65,000.00	\$65,000.00
VICTOIRE US INC, 20 EAST 96TH STREET, NEW YORK, NY (https://www.google.com/maps/place/20%20EAST%2096TH%20STREET,NEW%20YORK,NY)	Graph	1	\$72,300.80	\$72,300.80	\$72,300.80	\$72,300.80
Totals	Graph	7	\$70,757.26	\$72,300.80	\$44,000.00	\$92,000.00

Employer Name/Worksite Address	Graph	Count	Mean Wage	Median Wage
ERGO INTERACTIVE, INC., 214 SULLIVAN STREET, NEW YORK, NY (https://www.google.com/maps/place/214%20SULLIVAN%20STREET,NEW%20YORK,NY)	Graph	1	\$92,000.00	\$92,000.00
FTI, LLC, 111 GREAT NECK ROAD, GREAT NECK, NY (https://www.google.com/maps/place/111%20GREAT%20NECK%20ROAD,GREAT%20NECK,NY)	Graph	1	\$134,950.00	\$134,950.00
GALERIA NARA ROESLER, 22 EAST 69TH STREET, NEW YORK, NY (https://www.google.com/maps/place/22%20EAST%2069TH%20STREET,NEW%20YORK,NY)	Graph	1	\$40,893.00	\$40,893.00
GENERATION NEXT FERTILITY, PLLC, 115 EAST 57TH STREET, NEW YORK, NY (https://www.google.com/maps/place/115%20EAST%2057TH%20STREET,NEW%20YORK,NY)	Graph	1	\$75,000.00	\$75,000.00
HOWARD HUGHES MEDICAL INSTITUTE, HHMI/MEMORIAL SLOAN KETTERING CANCER CENTER, NEW YORK, NY (https://www.google.com/maps/place/HHMI/MEMORIAL%20SLOAN%20KETTERING%20CANCER%20CENTER,NEW%20YORK,NY)	Graph	1	\$55,000.00	\$55,000.00
JENNIFER ZABINSKI EVENTS, 250 EAST 73RD STREET, NEW YORK, NY (https://www.google.com/maps/place/250%20EAST%2073RD%20STREET,NEW%20YORK,NY)	Graph	1	\$85,000.00	\$85,000.00

Employer Name/Worksite Address	Graph	Count	Mean Wage	Median Wage
JG KENNEDY MD FRGC (ORTH.) P.C., C/O HOSPITAL FOR SPECIAL SURGERY, NEW YORK, NY (https://www.google.com/maps/place/C/O%20HOSPITAL%20FOR%20SPECIAL%20SURGERY,NEW%20YORK,NY)	Graph	1	\$55,000.00	\$55,000.00
MARIE AIELLO DESIGN STUDIO LLC, 666 WEST END AVENUE, NEW YORK, NY (https://www.google.com/maps/place/666%20WEST%20END%20AVENUE,NEW%20YORK,NY)	Graph	1	\$111,134.40	\$111,134.40
NEW YORK UNIVERSITY, 251 MERCER STREET, BROOKLYN, NY (https://www.google.com/maps/place/251%20MERCER%20STREET,BROOKLYN,NY)	Graph	1	\$71,667.00	\$71,667.00
NEW YORK UNIVERSITY, 251 MERCER STREET, NEW YORK, NY (https://www.google.com/maps/place/251%20MERCER%20STREET,NEW%20YORK,NY)	Graph	1	\$71,667.00	\$71,667.00
SEBELLA BRANDS LLC, 1225 FIRST AVENUE, NEW YORK, NY (https://www.google.com/maps/place/1225%20FIRST%20AVENUE,NEW%20YORK,NY)	Graph	1	\$80,500.00	\$80,500.00
SMALLBONE INC, 135 EAST 65TH ST, NEW YORK, NY (https://www.google.com/maps/place/135%20EAST%2065TH%20ST,NEW%20YORK,NY)	Graph	1	\$44,000.00	\$44,000.00
SPRUCE TECHNOLOGY INC., 9 METROTECH, BROOKLYN, NY (https://www.google.com/maps/place/9%20METROTECH,BROOKLYN,NY)	Graph	1	\$64,813.00	\$64,813.00
VALO GROUP, LLC, 177 EAST 75TH STREET, 15A, NEW YORK, NY (https://www.google.com/maps/place/177%20EAST%2075TH%20STREET,%2015A,NEW%20YORK,NY)	Graph	1	\$65,000.00	\$65,000.00
ORACLE AMERICA, INC, 420 EAST 70TH STREET #6Q, NEW YORK, NY (https://www.google.com/maps/place/420%20EAST%2070TH%20STREET%20#6Q,NEW%20YORK,NY)	Graph	10	\$99,482.00	\$99,482.00
Totals	Graph	24	\$85,060.18	\$92,000.00

Latitude: 40.769259 Longitude: -73.98907

Employer Name/Employer Address	Graph	Count	Mean Wage	Median Wage	Lowest Wage	Highest Wage
CBS CORPORATE SERVICES INC., 524 WEST 57TH STREET, NEW YORK, NY (https://www.google.com/maps/place/524%20WEST%2057TH%20STREET,NEW%20YORK,NY)	Graph	6	\$116,500.00	\$105,000.00	\$105,000.00	\$132,000.00
Totals	Graph	6	\$116,500.00	\$105,000.00	\$105,000.00	\$132,000.00



Employer Name/Worksite Address	Graph	Count	Mean Wage	Median Wage	Lowest Wage	Highest Wage
CBS INTERACTIVE, INC., 524 W. 57TH STREET, NEW YORK, NY (https://www.google.com/maps/place/524%20W.%2057TH%20STREET,NEW%20YORK,NY)	Graph	1	\$136,000.00	\$136,000.00	\$136,000.00	\$136,000.00
CBS INTERACTIVE, INC., 524 WEST 57TH STREET, NEW YORK, NY (https://www.google.com/maps/place/524%20WEST%2057TH%20STREET,NEW%20YORK,NY)	Graph	2	\$128,984.00	\$124,968.00	\$124,968.00	\$133,000.00
Totals	Graph	3	\$131,322.67	\$133,000.00	\$124,968.00	\$136,000.00



Latitude: 40.769477 Longitude: -73.982176

Employer Name/Employer Address	Graph	Count	Mean Wage	Median Wage	Lowest Wage	Highest Wage
RAPID FILING SERVICES LLC, 1841 BROADWAY SUITE 902, NEW YORK, NY (https://www.google.com/maps/place/1841%20BROADWAY%20SUITE%20902,NEW%20YORK,NY)	Graph	1	\$75,795.20	\$75,795.20	\$75,795.20	\$75,795.20
RAPID FILING SERVICES, LLC., 1841 BROADWAY SUITE 902, NEW YORK, NY (https://www.google.com/maps/place/1841%20BROADWAY%20SUITE%20902,NEW%20YORK,NY)	Graph	1	\$95,680.00	\$95,680.00	\$95,680.00	\$95,680.00
Totals	Graph	2	\$85,737.60	\$75,795.20	\$75,795.20	\$95,680.00



Employer Name/Worksite Address	Graph	Count	Mean Wage	Median Wage	Lowest Wage	Highest Wage
RAPID FILING SERVICES LLC, 1841 BROADWAY SUITE 902, NEW YORK, NY (https://www.google.com/maps/place/1841%20BROADWAY%20SUITE%20902,NEW%20YORK,NY)	Graph	1	\$75,795.20	\$75,795.20	\$75,795.20	\$75,795.20
Totals	Graph	1	\$75,795.20	\$75,795.20	\$75,795.20	\$75,795.20

Latitude: 40.769548 Longitude: -73.964881



Employer Name/Employer Address	Graph	Count	Mean Wage	Median Wage	Lowest Wage	Highest Wage
FESTINA LENTE LLP, 713 PARK AVENUE, NEW YORK, NY (https://www.google.com/maps/place/713%20PARK%20AVENUE,NEW%20YORK,NY)		1	\$240,000.00	\$240,000.00	\$240,000.00	\$240,000.00
Totals		1	\$240,000.00	\$240,000.00	\$240,000.00	\$240,000.00



Employer Name/Worksite Address	Graph	Count	Mean Wage	Median Wage	Lowest Wage	Highest Wage
FESTINA LENTE LLP, 713 PARK AVENUE, NEW YORK, NY (https://www.google.com/maps/place/713%20PARK%20AVENUE,NEW%20YORK,NY)		1	\$240,000.00	\$240,000.00	\$240,000.00	\$240,000.00
Totals		1	\$240,000.00	\$240,000.00	\$240,000.00	\$240,000.00

Latitude: 40.769589 Longitude: -73.927963



Employer Name/Worksite Address	Graph	Count	Mean Wage	Median Wage	Lowest Wage	Highest Wage
KBACE TECHNOLOGIES, INC., 30-11 21ST STREET, ASTORIA, NY (https://www.google.com/maps/place/30-11%2021ST%20STREET,ASTORIA,NY)		2	\$98,666.50	\$90,000.00	\$90,000.00	\$107,333.00
Totals		2	\$98,666.50	\$90,000.00	\$90,000.00	\$107,333.00

Latitude: 40.769608 Longitude: -73.966449

Employer Name/Employer Address	Graph	Count	Mean Wage	Median Wage	Lowest Wage	Highest Wage
JEWISH NATIONAL FUND-KEREN KAYEMETH LEISRAEL, INC., 42 EAST 69TH ST., NEW YORK, NY (https://www.google.com/maps/place/42%20EAST%2069TH%20ST.,NEW%20YORK,NY)		3	\$111,333.33	\$127,000.00	\$80,000.00	\$127,000.00
Totals		3	\$111,333.33	\$127,000.00	\$80,000.00	\$127,000.00

Employer Name/Worksite Address	Graph	Count	Mean Wage	Median Wage	Lowest Wage	Highest Wage
JEWISH NATIONAL FUND-KEREN KAYEMETH LEISRAEL, INC., 42 EAST 69TH ST., NEW YORK, NY (https://www.google.com/maps/place/42%20EAST%2069TH%20ST.,NEW%20YORK,NY)		3	\$111,333.33	\$127,000.00	\$80,000.00	\$127,000.00
Totals		3	\$111,333.33	\$127,000.00	\$80,000.00	\$127,000.00

Latitude: 40.769619 Longitude: -73.836945

Employer Name/Employer Address	Graph	Count	Mean Wage	Median Wage	Lowest Wage	Highest Wage
FIRSTRADE SECURITIES INC., 3050 WHITESTONE EXPRESSWAY, FLUSHING, NY (https://www.google.com/maps/place/3050%20WHITESTONE%20EXPRESSWAY,FLUSHING,NY)		1	\$58,198.40	\$58,198.40	\$58,198.40	\$58,198.40
Totals		1	\$58,198.40	\$58,198.40	\$58,198.40	\$58,198.40

Employer Name/Worksite Address	Graph	Count	Mean Wage	Median Wage	Lowest Wage	Highest Wage
FIRSTRADE SECURITIES INC., 3050 WHITESTONE EXPRESSWAY, FLUSHING, NY (https://www.google.com/maps/place/3050%20WHITESTONE%20EXPRESSWAY,FLUSHING,NY)		1	\$58,198.40	\$58,198.40	\$58,198.40	\$58,198.40
Totals		1	\$58,198.40	\$58,198.40	\$58,198.40	\$58,198.40

Latitude: 40.769674 Longitude: -73.962833

Employer Name/Worksite Address	Graph	Count	Mean Wage	Median Wage	Lowest Wage	Highest Wage
JENNIFER MILLER LTD, 972 LEXINGTON AVENUE, NEW YORK, NY (https://www.google.com/maps/place/972%20LEXINGTON%20AVENUE,NEW%20YORK,NY)		1	\$39,332.80	\$39,332.80	\$39,332.80	\$39,332.80

Employer Name/Worksite Address	Graph	Count	Mean Wage	Median Wage	Lowest Wage	Highest Wage
Totals	Graph	1	\$39,332.80	\$39,332.80	\$39,332.80	\$39,332.80

Latitude: 40.769678 Longitude: -73.927508

Employer Name/Worksite Address	Graph	Count	Mean Wage	Median Wage	Lowest Wage	Highest Wage
CRESCENT PHYSICAL THERAPY, P.C., 21-24 30TH AVENUE, SUITE C-1, ASTORIA, NY (https://www.google.com/maps/place/21-24%2030TH%20AVENUE,%20SUITE%20C-1,ASTORIA,NY)	Graph	1	\$62,500.00	\$62,500.00	\$62,500.00	\$62,500.00
Totals	Graph	1	\$62,500.00	\$62,500.00	\$62,500.00	\$62,500.00

Employer Name/Worksite Address	Graph	Count	Mean Wage	Median Wage	Lowest Wage	Highest Wage
CRESCENT PHYSICAL THERAPY, P.C., 21-24 30TH AVENUE, ASTORIA, NY (https://www.google.com/maps/place/21-24%2030TH%20AVENUE,ASTORIA,NY)	Graph	1	\$62,500.00	\$62,500.00	\$62,500.00	\$62,500.00
Totals	Graph	1	\$62,500.00	\$62,500.00	\$62,500.00	\$62,500.00

Latitude: 40.769684 Longitude: -73.966631

Employer Name/Worksite Address	Graph	Count	Mean Wage	Median Wage	Lowest Wage	Highest Wage
GALERIA NARA ROESLER, 22 EAST 69TH STREET, NEW YORK, NY (https://www.google.com/maps/place/22%20EAST%2069TH%20STREET,NEW%20YORK,NY)	Graph	1	\$40,893.00	\$40,893.00	\$40,893.00	\$40,893.00
HAUSER & WIRTH, INC., 32 EAST 69TH STREET, NEW YORK, NY (https://www.google.com/maps/place/32%20EAST%2069TH%20STREET,NEW%20YORK,NY)	Graph	1	\$125,000.00	\$125,000.00	\$125,000.00	\$125,000.00
Totals	Graph	2	\$82,946.50	\$40,893.00	\$40,893.00	\$125,000.00

Employer Name/Worksite Address	Graph	Count	Mean Wage	Median Wage	Lowest Wage	Highest Wage
HAUSER & WIRTH, INC., 32 EAST 69TH STREET, NEW YORK, NY (https://www.google.com/maps/place/32%20EAST%2069TH%20STREET,NEW%20YORK,NY)	Graph	1	\$125,000.00	\$125,000.00	\$125,000.00	\$125,000.00
Totals	Graph	1	\$125,000.00	\$125,000.00	\$125,000.00	\$125,000.00

Latitude: 40.769732 Longitude: -73.989855

Employer Name/Worksite Address	Graph	Count	Mean Wage	Median Wage	Lowest Wage	Highest Wage
INTERNATIONAL FLAVORS AND FRAGRANCES, INC., 521 WEST 57TH STREET, NEW YORK, NY (https://www.google.com/maps/place/521%20WEST%2057TH%20STREET,NEW%20YORK,NY)	Graph	2	\$135,907.50	\$103,709.00	\$103,709.00	\$168,106.00
INTERNATIONAL FLAVORS & FRAGRANCES, INC., 521 WEST 57TH STREET, NEW YORK, NY (https://www.google.com/maps/place/521%20WEST%2057TH%20STREET,NEW%20YORK,NY)	Graph	3	\$111,666.67	\$85,000.00	\$65,000.00	\$185,000.00
Totals	Graph	5	\$121,363.00	\$103,709.00	\$65,000.00	\$185,000.00

Employer Name/Worksite Address	Graph	Count	Mean Wage	Median Wage	Lowest Wage	Highest Wage
INTERNATIONAL FLAVORS & FRAGRANCES, INC., 521 WEST 57TH STREET, NEW YORK, NY (https://www.google.com/maps/place/521%20WEST%2057TH%20STREET,NEW%20YORK,NY)	Graph	5	\$121,363.00	\$103,709.00	\$65,000.00	\$185,000.00
Totals	Graph	5	\$121,363.00	\$103,709.00	\$65,000.00	\$185,000.00

Latitude: 40.769792 Longitude: -73.982404

Employer Name/Worksite Address	Graph	Count	Mean Wage	Median Wage	Lowest Wage	Highest Wage
NEW YORK INSTITUTE OF TECHNOLOGY, 16 WEST 61ST STREET, NEW YORK, NY (https://www.google.com/maps/place/16%20WEST%2061ST%20STREET,NEW%20YORK,NY)	Graph	1	\$69,404.86	\$69,404.86	\$69,404.86	\$69,404.86
Totals	Graph	1	\$69,404.86	\$69,404.86	\$69,404.86	\$69,404.86

Latitude: 40.769866 Longitude: -73.982578

Employer Name/Worksite Address	Graph	Count	Mean Wage	Median Wage	Lowest Wage	Highest Wage
ANDIUM, INC., 26 W. 61ST ST., NEW YORK, NY (https://www.google.com/maps/place/26%20W.%2061ST%20ST.,NEW%20YORK,NY)	Graph	1	\$80,000.00	\$80,000.00	\$80,000.00	\$80,000.00
NEW YORK INSTITUTE OF TECHNOLOGY, 26 WEST 61ST STREET, NEW YORK, NY (https://www.google.com/maps/place/26%20WEST%2061ST%20STREET,NEW%20YORK,NY)	Graph	1	\$113,689.00	\$113,689.00	\$113,689.00	\$113,689.00
Totals	Graph	2	\$96,844.50	\$80,000.00	\$80,000.00	\$113,689.00

Latitude: 40.769887 Longitude: -73.987062

Employer Name/Worksite Address	Graph	Count	Mean Wage	Median Wage	Lowest Wage	Highest Wage
ST. LUKE'S-ROOSEVELT HOSPITAL CENTER, 1000 10TH AVENUE, NEW YORK, NY (https://www.google.com/maps/place/1000%2010TH%20AVENUE,NEW%20YORK,NY)	Graph	1	\$65,290.00	\$65,290.00	\$65,290.00	\$65,290.00
Totals	Graph	1	\$65,290.00	\$65,290.00	\$65,290.00	\$65,290.00

Latitude: 40.769887 Longitude: -73.967112

Employer Name/Worksite Address	Graph	Count	Mean Wage	Median Wage	Lowest Wage	Highest Wage
VICTOIRE US INC, 20 EAST 69TH STREET, NEW YORK, NY (https://www.google.com/maps/place/20%20EAST%2069TH%20STREET,NEW%20YORK,NY)	Graph	1	\$72,300.80	\$72,300.80	\$72,300.80	\$72,300.80
Totals	Graph	1	\$72,300.80	\$72,300.80	\$72,300.80	\$72,300.80

Latitude: 40.769933 Longitude: -72.995363

Employer Name/Worksite Address	Graph	Count	Mean Wage	Median Wage	Lowest Wage	Highest Wage
GRANDISON MANAGEMENT, INC., 25 SCHOENFELD BOULEVARD, PATCHOGUE, NY (https://www.google.com/maps/place/25%20SCHOENFELD%20BOULEVARD,PATCHOGUE,NY)	Graph	20	\$61,401.60	\$61,401.60	\$61,401.60	\$61,401.60
Totals	Graph	20	\$61,401.60	\$61,401.60	\$61,401.60	\$61,401.60

Latitude: 40.769954 Longitude: -73.968782

Employer Name/Worksite Address	Graph	Count	Mean Wage	Median Wage	Lowest Wage	Highest Wage
FULBROOK CAPITAL MANAGEMENT, LLC, 870 FIFTH AVENUE, NEW YORK, NY (https://www.google.com/maps/place/870%20FIFTH%20AVENUE,NEW%20YORK,NY)	Graph	1	\$79,123.20	\$79,123.20	\$79,123.20	\$79,123.20
Totals	Graph	1	\$79,123.20	\$79,123.20	\$79,123.20	\$79,123.20

Employer Name/Worksite Address	Graph	Count	Mean Wage	Median Wage	Lowest Wage	Highest Wage
FULBROOK CAPITAL MANAGEMENT, LLC, 870 FIFTH AVENUE, NEW YORK, NY (https://www.google.com/maps/place/870%20FIFTH%20AVENUE,NEW%20YORK,NY)	Graph	1	\$79,123.20	\$79,123.20	\$79,123.20	\$79,123.20
Totals	Graph	1	\$79,123.20	\$79,123.20	\$79,123.20	\$79,123.20

Latitude: 40.769966 Longitude: -73.964575

Employer Name/Employer Address	Graph	Count	Mean Wage	Median Wage	Lowest Wage	Highest Wage
ASIA SOCIETY POLICY INSTITUTE, 725 PARK AVENUE, NEW YORK, NY (https://www.google.com/maps/place/725%20PARK%20AVENUE,NEW%20YORK,NY)	Graph	1	\$284,211.00	\$284,211.00	\$284,211.00	\$284,211.00
THE ASIA SOCIETY, 725 PARK AVENUE, NEW YORK, NY (https://www.google.com/maps/place/725%20PARK%20AVENUE,NEW%20YORK,NY)	Graph	8	\$62,275.25	\$57,000.00	\$48,277.00	\$89,760.00
Totals	Graph	9	\$86,934.78	\$60,000.00	\$48,277.00	\$284,211.00

Employer Name/Worksite Address	Graph	Count	Mean Wage	Median Wage	Lowest Wage	Highest Wage
THE ASIA SOCIETY, 725 PARK AVENUE, NEW YORK, NY (https://www.google.com/maps/place/725%20PARK%20AVENUE,NEW%20YORK,NY)	Graph	9	\$86,934.78	\$60,000.00	\$48,277.00	\$284,211.00
Totals	Graph	9	\$86,934.78	\$60,000.00	\$48,277.00	\$284,211.00

Latitude: 40.769984 Longitude: -73.427193

Employer Name/Worksite Address	Graph	Count	Mean Wage	Median Wage	Lowest Wage	Highest Wage
M&R CONSULTANTS CORPORATION, 300 BROADHOLLOW RD, MELVILLE, NY (https://www.google.com/maps/place/300%20BROADHOLLOW%20RD,MELVILLE,NY)	Graph	1	\$107,141.00	\$107,141.00	\$107,141.00	\$107,141.00
V-SOFT CONSULTING GROUP, INC, 300 BROADHOLLOW ROAD, MELVILLE, NY (https://www.google.com/maps/place/300%20BROADHOLLOW%20ROAD,MELVILLE,NY)	Graph	3	\$88,415.33	\$93,246.00	\$75,000.00	\$97,000.00
Totals	Graph	4	\$93,096.75	\$93,246.00	\$75,000.00	\$107,141.00

Latitude: 40.770068 Longitude: -73.987783

Employer Name/Worksite Address	Graph	Count	Mean Wage	Median Wage	Lowest Wage	Highest Wage
THE CJS SOLUTIONS GROUP, LLC, 1000 TENTH AVENUE, NEW YORK, NY (https://www.google.com/maps/place/1000%20TENTH%20AVENUE,NEW%20YORK,NY)	Graph	1	\$70,000.00	\$70,000.00	\$70,000.00	\$70,000.00
ICAHN SCHOOL OF MEDICINE AT MOUNT SINAI, 1000 10TH AVENUE, NEW YORK, NY (https://www.google.com/maps/place/1000%2010TH%20AVENUE,NEW%20YORK,NY)	Graph	3	\$146,110.52	\$71,543.00	\$66,788.56	\$300,000.00
Totals	Graph	4	\$127,082.89	\$70,000.00	\$66,788.56	\$300,000.00

Latitude: 40.770107 Longitude: -73.985092

Employer Name/Worksite Address	Graph	Count	Mean Wage	Median Wage	Lowest Wage	Highest Wage
ST. LUKE'S-ROOSEVELT HOSPITAL CENTER, 126 WEST 60TH STREET, NEW YORK, NY (https://www.google.com/maps/place/126%20WEST%2060TH%20STREET,NEW%20YORK,NY)	Graph	1	\$65,000.00	\$65,000.00	\$65,000.00	\$65,000.00
Totals	Graph	1	\$65,000.00	\$65,000.00	\$65,000.00	\$65,000.00

Latitude: 40.770132 Longitude: -73.990802

Employer Name/Worksite Address	Graph	Count	Mean Wage	Median Wage	Lowest Wage	Highest Wage
MOUNT SINAI MEDICAL CENTER, 555 WEST 57TH STREET, NEW YORK, NY (https://www.google.com/maps/place/555%20WEST%2057TH%20STREET,NEW%20YORK,NY)	Graph	1	\$121,695.56	\$121,695.56	\$121,695.56	\$121,695.56
PREMIER HEALTHCARE SOLUTIONS, INC., 555 W. 57TH STREET, 12TH FLOOR, NEW YORK, NY (https://www.google.com/maps/place/555%20W.%2057TH%20STREET,%2012TH%20FLOOR,NEW%20YORK,NY)	Graph	1	\$135,000.00	\$135,000.00	\$135,000.00	\$135,000.00
Totals	Graph	2	\$128,347.78	\$121,695.56	\$121,695.56	\$135,000.00

Latitude: 40.770221 Longitude: -73.949606

Employer Name/Worksite Address	Graph	Count	Mean Wage	Median Wage	Lowest Wage	Highest Wage
THINKING CAPS GROUP LLC, 523 E 78TH ST, NEW YORK, NY (https://www.google.com/maps/place/523%20E%2078TH%20ST,NEW%20YORK,NY)	Graph	1	\$65,000.00	\$65,000.00	\$65,000.00	\$65,000.00
Totals	Graph	1	\$65,000.00	\$65,000.00	\$65,000.00	\$65,000.00

Latitude: 40.770229 Longitude: -73.966487

Employer Name/Employer Address	Graph	Count	Mean Wage	Median Wage	Lowest Wage	Highest Wage
ANNE FONTAINE FOUNDATION INC., 837 MADISON AVENUE, NEW YORK, NY (https://www.google.com/maps/place/837%20MADISON%20AVENUE,NEW%20YORK,NY)	Graph	1	\$140,000.00	\$140,000.00	\$140,000.00	\$140,000.00
Totals	Graph	1	\$140,000.00	\$140,000.00	\$140,000.00	\$140,000.00

Employer Name/Worksite Address	Graph	Count	Mean Wage	Median Wage	Lowest Wage	Highest Wage
ANNE FONTAINE FOUNDATION INC., 837 MADISON AVENUE, NEW YORK, NY (https://www.google.com/maps/place/837%20MADISON%20AVENUE,NEW%20YORK,NY)	Graph	1	\$140,000.00	\$140,000.00	\$140,000.00	\$140,000.00
Totals	Graph	1	\$140,000.00	\$140,000.00	\$140,000.00	\$140,000.00

Latitude: 40.770229 Longitude: -73.959798

Employer Name/Employer Address	Graph	Count	Mean Wage	Median Wage	Lowest Wage	Highest Wage
ZGT LLC, 208 EAST 73RD ST, NEW YORK, NY (https://www.google.com/maps/place/208%20EAST%2073RD%20ST,NEW%20YORK,NY)	Graph	2	\$33,193.40	\$20,710.00	\$20,710.00	\$45,676.80
Totals	Graph	2	\$33,193.40	\$20,710.00	\$20,710.00	\$45,676.80

Employer Name/Worksite Address	Graph	Count	Mean Wage	Median Wage	Lowest Wage	Highest Wage
ZGT LLC, 208 EAST 73RD ST, NEW YORK, NY (https://www.google.com/maps/place/208%20EAST%2073RD%20ST,NEW%20YORK,NY)	Graph	2	\$33,193.40	\$20,710.00	\$20,710.00	\$45,676.80
Totals	Graph	2	\$33,193.40	\$20,710.00	\$20,710.00	\$45,676.80

Latitude: 40.770296 Longitude: -73.200493

Employer Name/Employer Address	Graph	Count	Mean Wage	Median Wage	Lowest Wage	Highest Wage
ASCENT PHARMACEUTICALS, INC., 550 S RESEARCH PLACE, CENTRAL ISLIP, NY (https://www.google.com/maps/place/550%20S%20RESEARCH%20PLACE,CENTRAL%20ISLIP,NY)	Graph	57	\$58,219.30	\$50,000.00	\$48,000.00	\$150,000.00
Totals	Graph	57	\$58,219.30	\$50,000.00	\$48,000.00	\$150,000.00

Employer Name/Worksite Address	Graph	Count	Mean Wage	Median Wage	Lowest Wage	Highest Wage
SIGMAEDGE WORLDWIDE INC, 550 SOUTH RESEARCH PLACE, CENTRAL ISLIP, NY (https://www.google.com/maps/place/550%20SOUTH%20RESEARCH%20PLACE,CENTRAL%20ISLIP,NY)	Graph	2	\$71,559.00	\$62,000.00	\$62,000.00	\$81,118.00
ASCENT PHARMACEUTICALS, INC., 550 S. RESEARCH PLACE, CENTRAL ISLIP, NY (https://www.google.com/maps/place/550%20S.%20RESEARCH%20PLACE,CENTRAL%20ISLIP,NY)	Graph	3	\$99,900.00	\$97,500.00	\$84,000.00	\$118,200.00
ASCENT PHARMACEUTICALS, INC., 550 S RESEARCH PLACE, CENTRAL ISLIP, NY (https://www.google.com/maps/place/550%20S%20RESEARCH%20PLACE,CENTRAL%20ISLIP,NY)	Graph	54	\$55,903.70	\$50,000.00	\$48,000.00	\$150,000.00
Totals	Graph	59	\$58,671.49	\$50,000.00	\$48,000.00	\$150,000.00

Latitude: 40.770308 Longitude: -73.953748

Employer Name/Employer Address	Graph	Count	Mean Wage	Median Wage	Lowest Wage	Highest Wage
BLUE NUN RESTAURANT GROUP LLC, 401 EAST 76TH STREET, NEW YORK, NY (https://www.google.com/maps/place/401%20EAST%2076TH%20STREET,NEW%20YORK,NY)	Graph	1	\$51,000.00	\$51,000.00	\$51,000.00	\$51,000.00
TOMPSON & TOMPSON NYC LLC, 401 EAST 76TH STREET, NEW YORK, NY (https://www.google.com/maps/place/401%20EAST%2076TH%20STREET,NEW%20YORK,NY)	Graph	2	\$82,160.00	\$82,160.00	\$82,160.00	\$82,160.00
Totals	Graph	3	\$71,773.33	\$82,160.00	\$51,000.00	\$82,160.00

Employer Name/Worksite Address	Graph	Count	Mean Wage	Median Wage	Lowest Wage	Highest Wage
TOMPSON & TOMPSON NYC LLC, 401 EAST 76TH STREET, NEW YORK, NY (https://www.google.com/maps/place/401%20EAST%2076TH%20STREET,NEW%20YORK,NY)	Graph	3	\$71,773.33	\$82,160.00	\$51,000.00	\$82,160.00
Totals	Graph	3	\$71,773.33	\$82,160.00	\$51,000.00	\$82,160.00

Latitude: 40.770386 Longitude: -73.923753

Employer Name/Worksite Address	Graph	Count	Mean Wage	Median Wage	Lowest Wage	Highest Wage
MOUNT SINAI HOSPITAL, 27-10 CRESCENT STREET, LONG ISLAND CITY, NY (https://www.google.com/maps/place/27-10%20CRESCENT%20STREET,LONG%20ISLAND%20CITY,NY)	Graph	1	\$115,000.00	\$115,000.00	\$115,000.00	\$115,000.00
Totals	Graph	1	\$115,000.00	\$115,000.00	\$115,000.00	\$115,000.00

Latitude: 40.770542 Longitude: -73.956612

Employer Name/Worksite Address	Graph	Count	Mean Wage	Median Wage	Lowest Wage	Highest Wage
LANCESOFT INC., 300 E. 75TH STREET, NEW YORK, NY (https://www.google.com/maps/place/300%20E.%2075TH%20STREET,NEW%20YORK,NY)	Graph	1	\$75,000.00	\$75,000.00	\$75,000.00	\$75,000.00
Totals	Graph	1	\$75,000.00	\$75,000.00	\$75,000.00	\$75,000.00

Latitude: 40.770567 Longitude: -73.826499

Employer Name/Worksite Address	Graph	Count	Mean Wage	Median Wage	Lowest Wage	Highest Wage
YAI-NATIONAL INSTITUTE FOR PEOPLE WITH DISABILITIES, 30-01 UNION ST., FLUSHING, NY (https://www.google.com/maps/place/30-01%20UNION%20ST.,FLUSHING,NY)	Graph	2	\$32,500.00	\$32,500.00	\$32,500.00	\$32,500.00
Totals	Graph	2	\$32,500.00	\$32,500.00	\$32,500.00	\$32,500.00

Latitude: 40.77061 Longitude: -73.983701

Employer Name/Worksite Address	Graph	Count	Mean Wage	Median Wage	Lowest Wage	Highest Wage
NEXGEN TECHNOLOGIES, LLC, 45 COLUMBUS AVENUE, NEW YORK, NY (https://www.google.com/maps/place/45%20COLUMBUS%20AVENUE,NEW%20YORK,NY)	Graph	1	\$70,221.00	\$70,221.00	\$70,221.00	\$70,221.00
Totals	Graph	1	\$70,221.00	\$70,221.00	\$70,221.00	\$70,221.00

Latitude: 40.770623 Longitude: -73.99197

Employer Name/Worksite Address	Graph	Count	Mean Wage	Median Wage	Lowest Wage	Highest Wage
TENCENT AMERICA LLC, 625 WEST 57TH STREET, NEW YORK, NY (https://www.google.com/maps/place/625%20WEST%2057TH%20STREET,NEW%20YORK,NY)	Graph	1	\$75,000.00	\$75,000.00	\$75,000.00	\$75,000.00
Totals	Graph	1	\$75,000.00	\$75,000.00	\$75,000.00	\$75,000.00

Latitude: 40.770642 Longitude: -73.988322

Employer Name/Employer Address	Graph	Count	Mean Wage	Median Wage	Lowest Wage	Highest Wage
CITY UNIVERSITY OF NEW YORK - JOHN JAY COLLEGE OF CRIMINAL JUSTICE, 524 WEST 59TH STREET, NEW YORK, NY (https://www.google.com/maps/place/524%20WEST%2059TH%20STREET,NEW%20YORK,NY)	Graph	1	\$74,133.00	\$74,133.00	\$74,133.00	\$74,133.00
JOHN JAY COLLEGE OF CRIMINAL JUSTICE, CUNY, 524 WEST 59TH STREET, NEW YORK, NY (https://www.google.com/maps/place/524%20WEST%2059TH%20STREET,NEW%20YORK,NY)	Graph	6	\$73,367.16	\$75,110.00	\$57,616.00	\$80,645.00
Totals	Graph	7	\$73,476.56	\$75,110.00	\$57,616.00	\$80,645.00

Employer Name/Worksite Address	Graph	Count	Mean Wage	Median Wage	Lowest Wage	Highest Wage
CITY UNIVERSITY OF NEW YORK - JOHN JAY COLLEGE OF CRIMINAL JUSTICE, 524 WEST 59TH STREET, NEW YORK, NY (https://www.google.com/maps/place/524%20WEST%2059TH%20STREET,NEW%20YORK,NY)	Graph	7	\$73,476.56	\$75,110.00	\$57,616.00	\$80,645.00
Totals	Graph	7	\$73,476.56	\$75,110.00	\$57,616.00	\$80,645.00

Latitude: 40.770655 Longitude: -73.526767

Employer Name/Employer Address	Graph	Count	Mean Wage	Median Wage	Lowest Wage	Highest Wage
EUREKA INFOTECH, INC., 76 N. BROADWAY, SUITE 4010, HICKSVILLE, NY (https://www.google.com/maps/place/76%20N.%20BROADWAY,%20SUITE%204010,HICKSVILLE,NY)	Graph	5	\$54,552.60	\$55,910.00	\$37,461.00	\$64,813.00
SRIVIN INFOSYSTEMS INC, 76 N. BROADWAY, HICKSVILLE, NY (https://www.google.com/maps/place/76%20N.%20BROADWAY,HICKSVILLE,NY)	Graph	10	\$60,382.00	\$60,382.00	\$60,382.00	\$60,382.00
EUREKA INFOTECH, INC, 76 N. BROADWAY, SUITE 4010, HICKSVILLE, NY (https://www.google.com/maps/place/76%20N.%20BROADWAY,%20SUITE%204010,HICKSVILLE,NY)	Graph	16	\$57,956.56	\$54,579.00	\$47,195.00	\$76,877.00
NETROVERT SOFTWARE, INC, 76 N BROADWAY, HICKSVILLE, NY (https://www.google.com/maps/place/76%20N%20BROADWAY,HICKSVILLE,NY)	Graph	27	\$92,592.59	\$90,000.00	\$80,000.00	\$120,000.00
Totals	Graph	58	\$74,204.97	\$70,221.00	\$37,461.00	\$120,000.00

Employer Name/Worksite Address	Graph	Count	Mean Wage	Median Wage	Lowest Wage	Highest Wage
EUREKA INFOTECH, INC, 76 N. BROADWAY, SUITE 4010, HICKSVILLE, NY (https://www.google.com/maps/place/76%20N.%20BROADWAY,%20SUITE%204010,HICKSVILLE,NY)	Graph	2	\$46,020.00	\$37,461.00	\$37,461.00	\$54,579.00
EUREKA INFOTECH, INC, 76 N. BROADWAY SUITE 4010, HICKSVILLE, NY (https://www.google.com/maps/place/76%20N.%20BROADWAY%20SUITE%204010,HICKSVILLE,NY)	Graph	6	\$47,195.00	\$47,195.00	\$47,195.00	\$47,195.00
SRIVIN INFOSYSTEMS INC, 76 N. BROADWAY, HICKSVILLE, NY (https://www.google.com/maps/place/76%20N.%20BROADWAY,HICKSVILLE,NY)	Graph	10	\$60,382.00	\$60,382.00	\$60,382.00	\$60,382.00
NETROVERT SOFTWARE, INC, 76 N BROADWAY, HICKSVILLE, NY (https://www.google.com/maps/place/76%20N%20BROADWAY,HICKSVILLE,NY)	Graph	14	\$84,285.71	\$80,000.00	\$80,000.00	\$100,000.00
Totals	Graph	32	\$67,469.69	\$60,382.00	\$37,461.00	\$100,000.00

Latitude: 40.770814 Longitude: -73.920618

Employer Name/Employer Address	Graph	Count	Mean Wage	Median Wage	Lowest Wage	Highest Wage
EKON ENERGY LLC., 28-11 ASTORIA BLVD, ASTORIA, NY (https://www.google.com/maps/place/28-11%20ASTORIA%20BLVD,ASTORIA,NY)	Graph	1	\$90,000.00	\$90,000.00	\$90,000.00	\$90,000.00
Totals	Graph	1	\$90,000.00	\$90,000.00	\$90,000.00	\$90,000.00

Employer Name/Worksite Address	Graph	Count	Mean Wage	Median Wage	Lowest Wage	Highest Wage
EKON ENERGY LLC., 28-11 ASTORIA BLVD, ASTORIA, NY (https://www.google.com/maps/place/28-11%20ASTORIA%20BLVD,ASTORIA,NY)	Graph	1	\$90,000.00	\$90,000.00	\$90,000.00	\$90,000.00
Totals	Graph	1	\$90,000.00	\$90,000.00	\$90,000.00	\$90,000.00

Latitude: 40.770819 Longitude: -73.986427

Employer Name/Worksite Address	Graph	Count	Mean Wage	Median Wage	Lowest Wage	Highest Wage
EQUIDATE, INC., 175 WEST 60TH STREET, NEW YORK CITY, NY (https://www.google.com/maps/place/175%20WEST%2060TH%20STREET,NEW%20YORK%20CITY,NY)	Graph	1	\$125,000.00	\$125,000.00	\$125,000.00	\$125,000.00
Totals	Graph	1	\$125,000.00	\$125,000.00	\$125,000.00	\$125,000.00

Latitude: 40.770837 Longitude: -73.908417

Employer Name/Worksite Address	Graph	Count	Mean Wage	Median Wage	Lowest Wage	Highest Wage
IDENTROPY, INC., 23-11 STEINWAY ST., ASTORIA, NY (https://www.google.com/maps/place/23-11%20STEINWAY%20ST.,ASTORIA,NY)	Graph	1	\$100,000.00	\$100,000.00	\$100,000.00	\$100,000.00
Totals	Graph	1	\$100,000.00	\$100,000.00	\$100,000.00	\$100,000.00

Latitude: 40.770865 Longitude: -73.982998

Employer Name/Worksite Address	Graph	Count	Mean Wage	Median Wage	Lowest Wage	Highest Wage
RED HAT, INC., 62 WEST 62ND STREET, NEW YORK, NY (https://www.google.com/maps/place/62%20WEST%2062ND%20STREET,NEW%20YORK,NY)	Graph	1	\$170,000.00	\$170,000.00	\$170,000.00	\$170,000.00
Totals	Graph	1	\$170,000.00	\$170,000.00	\$170,000.00	\$170,000.00

Latitude: 40.770896 Longitude: -73.933334

Employer Name/Worksite Address	Graph	Count	Mean Wage	Median Wage	Lowest Wage	Highest Wage
CENTER FOR THE HOLOGRAPHIC ARTS, INC, 11-41 30TH RD, LONG ISLAND CITY, NY (https://www.google.com/maps/place/11-41%2030TH%20RD, LONG%20ISLAND%20CITY,NY)	Graph	1	\$87,360.00	\$87,360.00	\$87,360.00	\$87,360.00
Totals	Graph	1	\$87,360.00	\$87,360.00	\$87,360.00	\$87,360.00

Latitude: 40.770979 Longitude: -73.98293

Employer Name/Worksite Address	Graph	Count	Mean Wage	Median Wage	Lowest Wage	Highest Wage
DR. CHARLES EDWARD ROBINS PSYCHOLOGIST, PC, 61 W. 62ND STREET, NEW YORK, NY (https://www.google.com/maps/place/61%20W.%2062ND%20STREET,NEW%20YORK,NY)	Graph	2	\$71,400.00	\$70,000.00	\$70,000.00	\$72,800.00
Totals	Graph	2	\$71,400.00	\$70,000.00	\$70,000.00	\$72,800.00

Employer Name/Worksite Address	Graph	Count	Mean Wage	Median Wage	Lowest Wage	Highest Wage
DR. CHARLES EDWARD ROBINS PSYCHOLOGIST, PC, 61 W. 62ND STREET, NEW YORK, NY (https://www.google.com/maps/place/61%20W.%2062ND%20STREET,NEW%20YORK,NY)	Graph	2	\$71,400.00	\$70,000.00	\$70,000.00	\$72,800.00
Totals	Graph	2	\$71,400.00	\$70,000.00	\$70,000.00	\$72,800.00

Latitude: 40.771057 Longitude: -73.712757

Employer Name/Worksite Address	Graph	Count	Mean Wage	Median Wage	Lowest Wage	Highest Wage
ALLSCRIPTS MANAGED SERVICES, LLC, 1981 MARCUS AVENUE, LAKE SUCCESS, NY (https://www.google.com/maps/place/1981%20MARCUS%20AVENUE,LAKE%20SUCCESS,NY)	Graph	1	\$113,940.00	\$113,940.00	\$113,940.00	\$113,940.00
Totals	Graph	1	\$113,940.00	\$113,940.00	\$113,940.00	\$113,940.00

Latitude: 40.771114 Longitude: -73.81839

Employer Name/Worksite Address	Graph	Count	Mean Wage	Median Wage	Lowest Wage	Highest Wage
AHRC NYC, 30-18 148TH STREET, FLUSHING, NY (https://www.google.com/maps/place/30-18%20%20148TH%20STREET,FLUSHING,NY)	Graph	1	\$43,680.00	\$43,680.00	\$43,680.00	\$43,680.00
Totals	Graph	1	\$43,680.00	\$43,680.00	\$43,680.00	\$43,680.00

Latitude: 40.771212 Longitude: -73.981897

Employer Name/Employer Address	Graph	Count	Mean Wage	Median Wage	Lowest Wage	Highest Wage
METROPOLITAN OPERA ASSOCIATION, INC., 30 LINCOLN CENTER PLAZA, NEW YORK, NY (https://www.google.com/maps/place/30%20LINCOLN%20CENTER%20PLAZA,NEW%20YORK,NY)	Graph	3	\$116,666.67	\$130,000.00	\$80,000.00	\$140,000.00
Totals	Graph	3	\$116,666.67	\$130,000.00	\$80,000.00	\$140,000.00

Employer Name/Worksite Address	Graph	Count	Mean Wage	Median Wage	Lowest Wage	Highest Wage
METROPOLITAN OPERA ASSOCIATION, INC., 30 LINCOLN CENTER PLAZA, NEW YORK, NY (https://www.google.com/maps/place/30%20LINCOLN%20CENTER%20PLAZA,NEW%20YORK,NY)	Graph	3	\$116,666.67	\$130,000.00	\$80,000.00	\$140,000.00
Totals	Graph	3	\$116,666.67	\$130,000.00	\$80,000.00	\$140,000.00

Latitude: 40.771241 Longitude: -73.734926

Employer Name/Employer Address	Graph	Count	Mean Wage	Median Wage	Lowest Wage	Highest Wage
PREMIER EDUCATION CONSULTING INC, 253-28 NORTHERN BLVD, LITTLE NECK, NY (https://www.google.com/maps/place/253-28%20NORTHERN%20BLVD,LITTLE%20NECK,NY)	Graph	1	\$41,600.00	\$41,600.00	\$41,600.00	\$41,600.00
PREMIER EDUCATION CONSULTING INC., 253-28 NORTHERN BLVD., LITTLE NECK, NY (https://www.google.com/maps/place/253-28%20NORTHERN%20BLVD.,LITTLE%20NECK,NY)	Graph	1	\$52,000.00	\$52,000.00	\$52,000.00	\$52,000.00
Totals	Graph	2	\$46,800.00	\$41,600.00	\$41,600.00	\$52,000.00

Employer Name/Worksite Address	Graph	Count	Mean Wage	Median Wage	Lowest Wage	Highest Wage
PREMIER EDUCATION CONSULTING INC, 253-28 NORTHERN BLVD, LITTLE NECK, NY (https://www.google.com/maps/place/253-28%20NORTHERN%20BLVD,LITTLE%20NECK,NY)	Graph	1	\$41,600.00	\$41,600.00	\$41,600.00	\$41,600.00
PREMIER EDUCATION CONSULTING INC., 253-28 NORTHERN BLVD., LITTLE NECK, NY (https://www.google.com/maps/place/253-28%20NORTHERN%20BLVD.,LITTLE%20NECK,NY)	Graph	1	\$52,000.00	\$52,000.00	\$52,000.00	\$52,000.00
Totals	Graph	2	\$46,800.00	\$41,600.00	\$41,600.00	\$52,000.00

Latitude: 40.77127 Longitude: -73.126956

Employer Name/Worksite Address	Graph	Count	Mean Wage	Median Wage	Lowest Wage	Highest Wage
HEXAWARE TECHNOLOGIES, INC., SITA INC., BOHEMIA, NY (https://www.google.com/maps/place/SITA%20INC.,BOHEMIA,NY)	Graph	1	\$73,000.00	\$73,000.00	\$73,000.00	\$73,000.00
HEXAWARE TECHNOLOGIES, INC., SITA INFORMATION NETWORKING COMPUTING USA INC., BOHEMIA, NY (https://www.google.com/maps/place/SITA%20INFORMATION%20NETWORKING%20COMPUTING%20USA%20INC.,BOHEMIA,NY)	Graph	1	\$73,000.00	\$73,000.00	\$73,000.00	\$73,000.00
L&T TECHNOLOGY SERVICES LIMITED, B/E AEROSPACE INC., BOHEMIA, NY (https://www.google.com/maps/place/B/E%20AEROSPACE%20INC.,BOHEMIA,NY)	Graph	1	\$61,000.00	\$61,000.00	\$61,000.00	\$61,000.00
L&T TECHNOLOGY SERVICES LIMITED, BE AEROSPACE INC, BOHEMIA, NY (https://www.google.com/maps/place/BE%20AEROSPACE%20INC,BOHEMIA,NY)	Graph	1	\$78,229.00	\$78,229.00	\$78,229.00	\$78,229.00
L&T TECHNOLOGY SERVICES LIMITED, BE AEROSPACE, BOHEMIA, NY (https://www.google.com/maps/place/BE%20AEROSPACE,BOHEMIA,NY)	Graph	1	\$76,315.00	\$76,315.00	\$76,315.00	\$76,315.00
INSPIRAGE LLC, NATURE'S BOUNTY, BOHEMIA, NY (https://www.google.com/maps/place/NATURE'S%20BOUNTY,BOHEMIA,NY)	Graph	2	\$96,700.00	\$95,000.00	\$95,000.00	\$96,700.00
L&T TECHNOLOGY SERVICES LIMITED, B/E AEROSPACE, BOHEMIA, NY (https://www.google.com/maps/place/B/E%20AEROSPACE,BOHEMIA,NY)	Graph	4	\$70,078.75	\$66,000.00	\$66,000.00	\$70,078.75

Employer Name/Worksite Address	Graph	Count	Mean Wage	Median Wage	Lowest Wage	Highest Wage
Totals	Graph	11	\$75,932.64	\$76,315.00	\$60,000.00	\$115,000.00

Latitude: 40.7714 Longitude: -73.982004

Employer Name/Worksite Address	Graph	Count	Mean Wage	Median Wage	Lowest Wage	Highest Wage
ZENOSYS LLC, 1 LINCOLN PLAZA, NEW YORK, NY (https://www.google.com/maps/place/1%20LINCOLN%20PLAZA,NEW%20YORK,NY)	Graph	1	\$95,000.00	\$95,000.00	\$95,000.00	\$95,000.00
Totals	Graph	1	\$95,000.00	\$95,000.00	\$95,000.00	\$95,000.00

Latitude: 40.771425 Longitude: -73.981731

Employer Name/Worksite Address	Graph	Count	Mean Wage	Median Wage	Lowest Wage	Highest Wage
RA PATINA MANAGEMENT, LLC., 142 W 65TH STREET, NEW YORK, NY (https://www.google.com/maps/place/142%20W%2065TH%20STREET,NEW%20YORK,NY)	Graph	1	\$75,000.00	\$75,000.00	\$75,000.00	\$75,000.00
Totals	Graph	1	\$75,000.00	\$75,000.00	\$75,000.00	\$75,000.00

Latitude: 40.771473 Longitude: -73.984439

Employer Name/Worksite Address	Graph	Count	Mean Wage	Median Wage	Lowest Wage	Highest Wage
FORDHAM UNIVERSITY, 150 W 62ND ST, NEW YORK, NY (https://www.google.com/maps/place/150%20W%2062ND%20ST,NEW%20YORK,NY)	Graph	1	\$75,000.00	\$75,000.00	\$75,000.00	\$75,000.00
FORDHAM UNIVERSITY, 150 W. 62ND STREET, NEW YORK, NY (https://www.google.com/maps/place/150%20W.%2062ND%20STREET,NEW%20YORK,NY)	Graph	2	\$67,500.00	\$60,000.00	\$60,000.00	\$75,000.00
Totals	Graph	3	\$70,000.00	\$75,000.00	\$60,000.00	\$75,000.00

Latitude: 40.771488 Longitude: -73.833379

Employer Name/Worksite Address	Graph	Count	Mean Wage	Median Wage	Lowest Wage	Highest Wage
SSAG GROUP INC., 3522 LINDEN PL, FLUSHING, NY (https://www.google.com/maps/place/3522%20LINDEN%20PL,FLUSHING,NY)	Graph	2	\$74,000.00	\$74,000.00	\$74,000.00	\$74,000.00
Totals	Graph	2	\$74,000.00	\$74,000.00	\$74,000.00	\$74,000.00

Employer Name/Worksite Address	Graph	Count	Mean Wage	Median Wage	Lowest Wage	Highest Wage
SSAG GROUP INC., 3522 LINDEN PL, FLUSHING, NY (https://www.google.com/maps/place/3522%20LINDEN%20PL,FLUSHING,NY)	Graph	2	\$74,000.00	\$74,000.00	\$74,000.00	\$74,000.00
Totals	Graph	2	\$74,000.00	\$74,000.00	\$74,000.00	\$74,000.00

Latitude: 40.771519 Longitude: -73.982096

Employer Name/Worksite Address	Graph	Count	Mean Wage	Median Wage	Lowest Wage	Highest Wage
PRECISION TECHNOLOGIES CORP, 1900 BROADWAY, 6TH FLOOR, NEW YORK, NY (https://www.google.com/maps/place/1900%20BROADWAY,%206TH%20FLOOR,NEW%20YORK,NY)	Graph	2	\$75,098.40	\$74,276.80	\$74,276.80	\$75,920.00
KANI SOLUTIONS, INC., 1900 BROADWAY, NEW YORK, NY (https://www.google.com/maps/place/1900%20BROADWAY,NEW%20YORK,NY)	Graph	10	\$85,970.50	\$85,000.00	\$60,000.00	\$115,000.00
Totals	Graph	12	\$84,158.48	\$81,000.00	\$60,000.00	\$115,000.00

Latitude: 40.771595 Longitude: -73.986356

Employer Name/Employer Address	Graph	Count	Mean Wage	Median Wage	Lowest Wage	Highest Wage
HARMONIA HOLDINGS, LTD., 161 WEST 61ST STREET, NEW YORK, NY (https://www.google.com/maps/place/161%20WEST%2061ST%20STREET,NEW%20YORK,NY)	Graph	1	\$56,400.00	\$56,400.00	\$56,400.00	\$56,400.00
LUCIANO MORESCO & CO. LTD., 161 WEST 61ST STREET, NEW YORK, NY (https://www.google.com/maps/place/161%20WEST%2061ST%20STREET,NEW%20YORK,NY)	Graph	1	\$45,000.00	\$45,000.00	\$45,000.00	\$45,000.00
Totals	Graph	2	\$50,700.00	\$45,000.00	\$45,000.00	\$56,400.00

Employer Name/Worksite Address	Graph	Count	Mean Wage	Median Wage	Lowest Wage	Highest Wage
HARMONIA HOLDINGS, LTD., 161 WEST 61ST STREET, NEW YORK, NY (https://www.google.com/maps/place/161%20WEST%2061ST%20STREET,NEW%20YORK,NY)	Graph	1	\$56,400.00	\$56,400.00	\$56,400.00	\$56,400.00
LUCIANO MORESCO & CO. LTD., 161 W 61ST ST, NEW YORK, NY (https://www.google.com/maps/place/161%20W%2061ST%20ST,NEW%20YORK,NY)	Graph	1	\$45,000.00	\$45,000.00	\$45,000.00	\$45,000.00
Totals	Graph	2	\$50,700.00	\$45,000.00	\$45,000.00	\$56,400.00

Latitude: 40.771605 Longitude: -73.817368

Employer Name/Employer Address	Graph	Count	Mean Wage	Median Wage	Lowest Wage	Highest Wage
YOUNGSUN KANG CPA PC, 3411 149TH STREET, FLUSHING, NY (https://www.google.com/maps/place/3411%20149TH%20STREET,FLUSHING,NY)	Graph	4	\$62,400.00	\$56,160.00	\$56,160.00	\$68,640.00
Totals	Graph	4	\$62,400.00	\$56,160.00	\$56,160.00	\$68,640.00

Employer Name/Worksite Address	Graph	Count	Mean Wage	Median Wage	Lowest Wage	Highest Wage
YOUNGSUN KANG CPA PC, 3411 149TH STREET, FLUSHING, NY (https://www.google.com/maps/place/3411%20149TH%20STREET,FLUSHING,NY)	Graph	4	\$62,400.00	\$56,160.00	\$56,160.00	\$68,640.00
Totals	Graph	4	\$62,400.00	\$56,160.00	\$56,160.00	\$68,640.00

Latitude: 40.771649 Longitude: -73.922694

Employer Name/Worksite Address	Graph	Count	Mean Wage	Median Wage	Lowest Wage	Highest Wage
ACCENTURE LLP, 3091 CRESCENT ST, ASTORIA, NY (https://www.google.com/maps/place/3091%20CRESCENT%20ST,ASTORIA,NY)	Graph	1	\$111,405.00	\$111,405.00	\$111,405.00	\$111,405.00
Totals	Graph	1	\$111,405.00	\$111,405.00	\$111,405.00	\$111,405.00

Latitude: 40.771665 Longitude: -73.083315

Employer Name/Employer Address	Graph	Count	Mean Wage	Median Wage	Lowest Wage	Highest Wage
FORTE CONSTRUCTION CORP, 926 LINCOLN AVE, HOLBROOK, NY (https://www.google.com/maps/place/926%20LINCOLN%20AVE,HOLBROOK,NY)	Graph	1	\$69,638.40	\$69,638.40	\$69,638.40	\$69,638.40
TAP ELECTRICAL, INC, 926 LINCOLN AVE, HOLBROOK, NY (https://www.google.com/maps/place/926%20LINCOLN%20AVE,HOLBROOK,NY)	Graph	1	\$90,708.80	\$90,708.80	\$90,708.80	\$90,708.80
TAP ELECTRICAL, INC, 926 LINCOLN AVE, HOLBROOK, NY (https://www.google.com/maps/place/926%20LINCOLN%20AVE,HOLBROOK,NY)	Graph	2	\$72,383.90	\$54,059.00	\$54,059.00	\$90,708.80
Totals	Graph	4	\$76,278.75	\$69,638.40	\$54,059.00	\$90,708.80

Employer Name/Worksite Address	Graph	Count	Mean Wage	Median Wage	Lowest Wage	Highest Wage
TAP ELECTRICAL, INC, 926 LINCOLN AVE, HOLBROOK, NY (https://www.google.com/maps/place/926%20LINCOLN%20AVE,HOLBROOK,NY)	Graph	4	\$76,278.75	\$69,638.40	\$54,059.00	\$90,708.80

Employer Name/Worksite Address	Graph	Count	Mean Wage	Median Wage	Lowest Wage	Highest Wage
Totals	Graph	4	\$76,278.75	\$69,638.40	\$54,059.00	\$90,708.80

Latitude: 40.771747 Longitude: -73.703333

Employer Name/Worksite Address	Graph	Count	Mean Wage	Median Wage	Lowest Wage	Highest Wage
ALLSCRIPTS MANAGED SERVICES, LLC, 600 COMMUNITY DRIVE, MANHASSETT, NY (https://www.google.com/maps/place/600%20COMMUNITY%20DRIVE,MANHASSETT,NY)	Graph	1	\$108,771.12	\$108,771.12	\$108,771.12	\$108,771.12
NORTHWELL HEALTH, 600 COMMUNITY DRIVE, MANHASSETT, NY (https://www.google.com/maps/place/600%20COMMUNITY%20DRIVE,MANHASSETT,NY)	Graph	2	\$62,500.00	\$60,000.00	\$60,000.00	\$64,999.99
Totals	Graph	3	\$77,923.70	\$64,999.99	\$60,000.00	\$108,771.12

Latitude: 40.771975 Longitude: -73.489738

Employer Name/Employer Address	Graph	Count	Mean Wage	Median Wage	Lowest Wage	Highest Wage
THE CENTRAL ORTHOPEDIC GROUP, 651 OLD COUNTRY ROAD, PLAINVIEW, NY (https://www.google.com/maps/place/651%20OLD%20COUNTRY%20ROAD,PLAINVIEW,NY)	Graph	1	\$131,019.00	\$131,019.00	\$131,019.00	\$131,019.00
Totals	Graph	1	\$131,019.00	\$131,019.00	\$131,019.00	\$131,019.00

Employer Name/Worksite Address	Graph	Count	Mean Wage	Median Wage	Lowest Wage	Highest Wage
THE CENTRAL ORTHOPEDIC GROUP, 651 OLD COUNTRY ROAD, PLAINVIEW, NY (https://www.google.com/maps/place/651%20OLD%20COUNTRY%20ROAD,PLAINVIEW,NY)	Graph	1	\$131,019.00	\$131,019.00	\$131,019.00	\$131,019.00
Totals	Graph	1	\$131,019.00	\$131,019.00	\$131,019.00	\$131,019.00

Latitude: 40.772238 Longitude: -73.826641

Employer Name/Employer Address	Graph	Count	Mean Wage	Median Wage	Lowest Wage	Highest Wage
KWON'S CORPORATION, 29-02 UNION STREET, FLUSHING, NY (https://www.google.com/maps/place/29-02%20UNION%20STREET,FLUSHING,NY)	Graph	4	\$53,986.40	\$55,744.00	\$48,713.60	\$55,744.00
Totals	Graph	4	\$53,986.40	\$55,744.00	\$48,713.60	\$55,744.00

Employer Name/Worksite Address	Graph	Count	Mean Wage	Median Wage	Lowest Wage	Highest Wage
KWON'S CORPORATION, 29-02 UNION STREET, FLUSHING, NY (https://www.google.com/maps/place/29-02%20UNION%20STREET,FLUSHING,NY)	Graph	4	\$53,986.40	\$55,744.00	\$48,713.60	\$55,744.00
Totals	Graph	4	\$53,986.40	\$55,744.00	\$48,713.60	\$55,744.00

Latitude: 40.772286 Longitude: -73.980225

Employer Name/Employer Address	Graph	Count	Mean Wage	Median Wage	Lowest Wage	Highest Wage
THE YOUNG PEOPLE'S CHORUS OF NEW YORK CITY, INC., 37 W 65TH ST., NEW YORK, NY (https://www.google.com/maps/place/37%20W%2065TH%20ST.,NEW%20YORK,NY)	Graph	1	\$48,000.00	\$48,000.00	\$48,000.00	\$48,000.00
Totals	Graph	1	\$48,000.00	\$48,000.00	\$48,000.00	\$48,000.00

Employer Name/Worksite Address	Graph	Count	Mean Wage	Median Wage	Lowest Wage	Highest Wage
THE YOUNG PEOPLE'S CHORUS OF NEW YORK CITY, INC., 37 W 65TH ST., NEW YORK, NY (https://www.google.com/maps/place/37%20W%2065TH%20ST.,NEW%20YORK,NY)	Graph	1	\$48,000.00	\$48,000.00	\$48,000.00	\$48,000.00

Employer Name/Worksite Address	Graph	Count	Mean Wage	Median Wage	Lowest Wage	Highest Wage
Totals	Graph	1	\$48,000.00	\$48,000.00	\$48,000.00	\$48,000.00

Latitude: 40.772322 Longitude: -73.964958

Employer Name/Worksite Address	Graph	Count	Mean Wage	Median Wage	Lowest Wage	Highest Wage
LEVY GORVY LLC, 909 MADISON AVENUE, NEW YORK, NY (https://www.google.com/maps/place/909%20MADISON%20AVENUE,NEW%20YORK,NY)	Graph	1	\$47,403.00	\$47,403.00	\$47,403.00	\$47,403.00
Totals	Graph	1	\$47,403.00	\$47,403.00	\$47,403.00	\$47,403.00

Employer Name/Worksite Address	Graph	Count	Mean Wage	Median Wage	Lowest Wage	Highest Wage
LEVY GORVY LLC, 909 MADISON AVENUE, NEW YORK, NY (https://www.google.com/maps/place/909%20MADISON%20AVENUE,NEW%20YORK,NY)	Graph	1	\$47,403.00	\$47,403.00	\$47,403.00	\$47,403.00
Totals	Graph	1	\$47,403.00	\$47,403.00	\$47,403.00	\$47,403.00

Latitude: 40.772407 Longitude: -73.422041

Employer Name/Worksite Address	Graph	Count	Mean Wage	Median Wage	Lowest Wage	Highest Wage
INFOSYS LIMITED, 100 BAYLIS RD, MELVILLE, NY (https://www.google.com/maps/place/100%20BAYLIS%20RD,MELVILLE,NY)	Graph	9	\$92,602.70	\$79,742.00	\$65,000.00	\$128,750.00
ARROW ELECTRONICS, INC., 100 BAYLIS ROAD, MELVILLE, NY (https://www.google.com/maps/place/100%20BAYLIS%20ROAD,MELVILLE,NY)	Graph	59	\$79,514.86	\$72,821.00	\$54,600.00	\$150,424.53
Totals	Graph	68	\$81,247.07	\$72,821.00	\$54,600.00	\$150,424.53

Latitude: 40.772498 Longitude: -73.925928

Employer Name/Worksite Address	Graph	Count	Mean Wage	Median Wage	Lowest Wage	Highest Wage
CENTER FOR THE HOLOGRAPHIC ARTS, INC, HOLOCENTER, LONG ISLAND CITY, NY (https://www.google.com/maps/place/HOLOCENTER,LONG%20ISLAND%20CITY,NY)	Graph	1	\$87,360.00	\$87,360.00	\$87,360.00	\$87,360.00
Totals	Graph	1	\$87,360.00	\$87,360.00	\$87,360.00	\$87,360.00

Employer Name/Worksite Address	Graph	Count	Mean Wage	Median Wage	Lowest Wage	Highest Wage
ICAHN SCHOOL OF MEDICINE AT MOUNT SINAI, MSQ, LONG ISLAND CITY, NY (https://www.google.com/maps/place/MSQ,LONG%20ISLAND%20CITY,NY)	Graph	1	\$75,768.00	\$75,768.00	\$75,768.00	\$75,768.00
Totals	Graph	1	\$75,768.00	\$75,768.00	\$75,768.00	\$75,768.00

Latitude: 40.772514 Longitude: -73.982122

Employer Name/Worksite Address	Graph	Count	Mean Wage	Median Wage	Lowest Wage	Highest Wage
INTERSIL (INDIA) INC., 1930 BROADWAY, NEW YORK, NY (https://www.google.com/maps/place/1930%20BROADWAY,NEW%20YORK,NY)	Graph	1	\$153,005.00	\$153,005.00	\$153,005.00	\$153,005.00
Totals	Graph	1	\$153,005.00	\$153,005.00	\$153,005.00	\$153,005.00

Employer Name/Worksite Address	Graph	Count	Mean Wage	Median Wage	Lowest Wage	Highest Wage
INTERSIL (INDIA) INC., 1930 BROADWAY, NEW YORK, NY (https://www.google.com/maps/place/1930%20BROADWAY,NEW%20YORK,NY)	Graph	1	\$153,005.00	\$153,005.00	\$153,005.00	\$153,005.00

Employer Name/Worksite Address	Graph	Count	Mean Wage	Median Wage	Lowest Wage	Highest Wage
Totals	Graph	1	\$153,005.00	\$153,005.00	\$153,005.00	\$153,005.00

Latitude: 40.772594 Longitude: -73.894265

Employer Name/Worksite Address	Graph	Count	Mean Wage	Median Wage	Lowest Wage	Highest Wage
NEW YORK UNIVERSITY HOSPITALS CENTER, 16-06 HAZEN STREET, EAST ELMHURST, NY (https://www.google.com/maps/place/16-06%20HAZEN%20STREET,EAST%20ELMHURST,NY)	Graph	1	\$75,499.12	\$75,499.12	\$75,499.12	\$75,499.12
Totals	Graph	1	\$75,499.12	\$75,499.12	\$75,499.12	\$75,499.12

Latitude: 40.772606 Longitude: -73.746515

Employer Name/Worksite Address	Graph	Count	Mean Wage	Median Wage	Lowest Wage	Highest Wage
SEBELLA BRANDS LLC, 248-09 NORTHERN BLVD., LITTLE NECK, NY (https://www.google.com/maps/place/248-09%20NORTHERN%20BLVD.,LITTLE%20NECK,NY)	Graph	1	\$80,500.00	\$80,500.00	\$80,500.00	\$80,500.00
Totals	Graph	1	\$80,500.00	\$80,500.00	\$80,500.00	\$80,500.00

Latitude: 40.772649 Longitude: -73.423133

Employer Name/Worksite Address	Graph	Count	Mean Wage	Median Wage	Lowest Wage	Highest Wage
THE HACKETT GROUP, INC., 80 BAYLIS ROAD, MELVILLE, NY (https://www.google.com/maps/place/80%20BAYLIS%20ROAD,MELVILLE,NY)	Graph	1	\$172,500.00	\$172,500.00	\$172,500.00	\$172,500.00
Totals	Graph	1	\$172,500.00	\$172,500.00	\$172,500.00	\$172,500.00

Latitude: 40.772702 Longitude: -73.965332

Employer Name/Employer Address	Graph	Count	Mean Wage	Median Wage	Lowest Wage	Highest Wage
JASON JACQUES INC., 29 E 73RD ST., SUITE # 1, NEW YORK, NY (https://www.google.com/maps/place/29%20E%2073RD%20ST.,%20SUITE%20#%201,NEW%20YORK,NY)	Graph	1	\$42,000.00	\$42,000.00	\$42,000.00	\$42,000.00
Totals	Graph	1	\$42,000.00	\$42,000.00	\$42,000.00	\$42,000.00

Employer Name/Worksite Address	Graph	Count	Mean Wage	Median Wage	Lowest Wage	Highest Wage
JASON JACQUES INC., 29 E 73RD ST., SUITE # 1, NEW YORK, NY (https://www.google.com/maps/place/29%20E%2073RD%20ST.,%20SUITE%20#%201,NEW%20YORK,NY)	Graph	1	\$42,000.00	\$42,000.00	\$42,000.00	\$42,000.00
Totals	Graph	1	\$42,000.00	\$42,000.00	\$42,000.00	\$42,000.00

Latitude: 40.772762 Longitude: -73.957945

Employer Name/Employer Address	Graph	Count	Mean Wage	Median Wage	Lowest Wage	Highest Wage
THE BIRCH WATHEN LENOX SCHOOL, INC, 210 EAST 77TH STREET, NEW YORK, NY (https://www.google.com/maps/place/210%20EAST%2077TH%20STREET,NEW%20YORK,NY)	Graph	4	\$75,369.00	\$75,369.00	\$75,369.00	\$75,369.00
Totals	Graph	4	\$75,369.00	\$75,369.00	\$75,369.00	\$75,369.00

Employer Name/Worksite Address	Graph	Count	Mean Wage	Median Wage	Lowest Wage	Highest Wage
THE BIRCH WATHEN LENOX SCHOOL, INC, 210 EAST 77TH STREET, NEW YORK, NY (https://www.google.com/maps/place/210%20EAST%2077TH%20STREET,NEW%20YORK,NY)	Graph	4	\$75,369.00	\$75,369.00	\$75,369.00	\$75,369.00

Employer Name/Worksite Address	Graph	Count	Mean Wage	Median Wage	Lowest Wage	Highest Wage
Totals	Graph	4	\$75,369.00	\$75,369.00	\$75,369.00	\$75,369.00

Latitude: 40.772787 Longitude: -73.477513

Employer Name/Worksite Address	Graph	Count	Mean Wage	Median Wage	Lowest Wage	Highest Wage
RENAISSANCE DOWNTOWNS URBAN HOLDINGS, LLC, 9 GERHARD ROAD, PLAINVIEW, NY (https://www.google.com/maps/place/9%20GERHARD%20ROAD,PLAINVIEW,NY)	Graph	1	\$55,203.00	\$55,203.00	\$55,203.00	\$55,203.00
Totals	Graph	1	\$55,203.00	\$55,203.00	\$55,203.00	\$55,203.00

Employer Name/Worksite Address	Graph	Count	Mean Wage	Median Wage	Lowest Wage	Highest Wage
RENAISSANCE DOWNTOWNS URBAN HOLDINGS, LLC, 9 GERHARD ROAD, PLAINVIEW, NY (https://www.google.com/maps/place/9%20GERHARD%20ROAD,PLAINVIEW,NY)	Graph	1	\$55,203.00	\$55,203.00	\$55,203.00	\$55,203.00
Totals	Graph	1	\$55,203.00	\$55,203.00	\$55,203.00	\$55,203.00

Latitude: 40.772878 Longitude: -73.847959

Employer Name/Worksite Address	Graph	Count	Mean Wage	Median Wage	Lowest Wage	Highest Wage
KISKA SOLUTIONS INC, 28-24 120TH ST, FLUSHING, NY (https://www.google.com/maps/place/28-24%20120TH%20ST,FLUSHING,NY)	Graph	1	\$56,000.00	\$56,000.00	\$56,000.00	\$56,000.00
Totals	Graph	1	\$56,000.00	\$56,000.00	\$56,000.00	\$56,000.00

Employer Name/Worksite Address	Graph	Count	Mean Wage	Median Wage	Lowest Wage	Highest Wage
KISKA SOLUTIONS INC, 28-24 120TH ST, FLUSHING, NY (https://www.google.com/maps/place/28-24%20120TH%20ST,FLUSHING,NY)	Graph	1	\$56,000.00	\$56,000.00	\$56,000.00	\$56,000.00
Totals	Graph	1	\$56,000.00	\$56,000.00	\$56,000.00	\$56,000.00

Latitude: 40.773034 Longitude: -73.980038

Employer Name/Worksite Address	Graph	Count	Mean Wage	Median Wage	Lowest Wage	Highest Wage
AMERICAN BROADCASTING COMPANIES, INC., 47 WEST 66TH STREET, NEW YORK, NY (https://www.google.com/maps/place/47%20WEST%2066TH%20STREET,NEW%20YORK,NY)	Graph	1	\$178,459.88	\$178,459.88	\$178,459.88	\$178,459.88
NGA GROUP INC, 47 W 66TH STREET, NEW YORK, NY (https://www.google.com/maps/place/47%20W%2066TH%20STREET,NEW%20YORK,NY)	Graph	1	\$72,000.00	\$72,000.00	\$72,000.00	\$72,000.00
Totals	Graph	2	\$125,229.94	\$72,000.00	\$72,000.00	\$178,459.88

Latitude: 40.773065 Longitude: -73.286919

Employer Name/Worksite Address	Graph	Count	Mean Wage	Median Wage	Lowest Wage	Highest Wage
INTERNET BUSINESS SYSTEMS, INC, 1155 LONG ISLAND AVE, BRENTWOOD, NY (https://www.google.com/maps/place/1155%20LONG%20ISLAND%20AVE,BRENTWOOD,NY)	Graph	1	\$76,000.00	\$76,000.00	\$76,000.00	\$76,000.00
BROADRIDGE FINANCIAL SOLUTIONS, INC., 1155 LONG ISLAND AVENUE, EDGEWOOD, NY (https://www.google.com/maps/place/1155%20LONG%20ISLAND%20AVENUE,EDGEWOOD,NY)	Graph	5	\$90,910.00	\$92,000.00	\$72,500.00	\$106,050.00
Totals	Graph	6	\$88,425.00	\$92,000.00	\$72,500.00	\$106,050.00

Latitude: 40.773072 Longitude: -73.980472

Employer Name/Worksite Address	Graph	Count	Mean Wage	Median Wage	Lowest Wage	Highest Wage
ACCENTURE LLP, 60 W 66TH STREET, NEW YORK, NY (https://www.google.com/maps/place/60%20W%2066TH%20STREET,NEW%20YORK,NY)	Graph	1	\$176,000.00	\$176,000.00	\$176,000.00	\$176,000.00
Totals	Graph	1	\$176,000.00	\$176,000.00	\$176,000.00	\$176,000.00

Latitude: 40.773082 Longitude: -73.956396

Employer Name/Employer Address	Graph	Count	Mean Wage	Median Wage	Lowest Wage	
EQUILIBRIUM PHYSICAL THERAPY, 261 EAST 78TH STREET, 2ND FLOOR, NEW YORK, NY (https://www.google.com/maps/place/261%20EAST%2078TH%20STREET,%202ND%20FLOOR,NEW%20YORK,NY)	Graph	1	\$104,000.00	\$104,000.00	\$104,000.00	\$
Totals	Graph	1	\$104,000.00	\$104,000.00	\$104,000.00	\$

Employer Name/Worksite Address	Graph	Count	Mean Wage	Median Wage	Lowest Wage	
EQUILIBRIUM PHYSICAL THERAPY, 261 EAST 78TH STREET, 2ND FLOOR, NEW YORK, NY (https://www.google.com/maps/place/261%20EAST%2078TH%20STREET,%202ND%20FLOOR,NEW%20YORK,NY)	Graph	1	\$104,000.00	\$104,000.00	\$104,000.00	\$
Totals	Graph	1	\$104,000.00	\$104,000.00	\$104,000.00	\$

Latitude: 40.773089 Longitude: -73.847659

Employer Name/Employer Address	Graph	Count	Mean Wage	Median Wage	Lowest Wage	Highest Wage
S&L AEROSPACE METALS, LLC, 120-12 28TH AVE, FLUSHING, NY (https://www.google.com/maps/place/120-12%2028TH%20AVE,FLUSHING,NY)	Graph	1	\$70,000.00	\$70,000.00	\$70,000.00	\$70,000.00
Totals	Graph	1	\$70,000.00	\$70,000.00	\$70,000.00	\$70,000.00

Employer Name/Worksite Address	Graph	Count	Mean Wage	Median Wage	Lowest Wage	Highest Wage
S&L AEROSPACE METALS, LLC, 120-12 28TH AVE, FLUSHING, NY (https://www.google.com/maps/place/120-12%2028TH%20AVE,FLUSHING,NY)	Graph	1	\$70,000.00	\$70,000.00	\$70,000.00	\$70,000.00
Totals	Graph	1	\$70,000.00	\$70,000.00	\$70,000.00	\$70,000.00

Latitude: 40.773101 Longitude: -73.948608

Employer Name/Worksite Address	Graph	Count	Mean Wage	Median Wage	Lowest Wage	Highest Wage
EGB SYSTEMS AND SOLUTIONS INC, 536 EAST 82ND STREET, NEW YORK, NY (https://www.google.com/maps/place/536%20EAST%2082ND%20STREET,NEW%20YORK,NY)	Graph	4	\$78,775.00	\$74,500.00	\$66,100.00	\$87,500.00
Totals	Graph	4	\$78,775.00	\$74,500.00	\$66,100.00	\$87,500.00

Latitude: 40.773133 Longitude: -73.948683

Employer Name/Worksite Address	Graph	Count	Mean Wage	Median Wage	Lowest Wage	Highest Wage
KERSHNER TRADING GROUP, LLC, 512 EAST 82ND STREET, NEW YORK, NY (https://www.google.com/maps/place/512%20EAST%2082ND%20STREET,NEW%20YORK,NY)	Graph	1	\$95,160.00	\$95,160.00	\$95,160.00	\$95,160.00
Totals	Graph	1	\$95,160.00	\$95,160.00	\$95,160.00	\$95,160.00

Latitude: 40.773363 Longitude: -73.956222

Employer Name/Worksite Address	Graph	Count	Mean Wage	Median Wage	Lowest Wage	Highest Wage
--------------------------------	-------	-------	-----------	-------------	-------------	--------------

Employer Name/Worksite Address	Graph	Count	Mean Wage	Median Wage	Lowest Wage	Highest Wage
NORTHWELL HEALTH, LENOX HILL HOSPITAL - NORTHWELL HEALTH, NEW YORK, NY (https://www.google.com/maps/place/LENOX%20HILL%20HOSPITAL%20-%20NORTHWELL%20HEALTH,NEW%20YORK,NY)	Graph	1	\$78,500.00	\$78,500.00	\$78,500.00	\$78,500.00
NORTHWELL HEALTH, LENOX HILL HOSPITAL-NORTHWELL HEALHT, NEW YORK, NY (https://www.google.com/maps/place/LENOX%20HILL%20HOSPITAL-NORTHWELL%20HEALHT,NEW%20YORK,NY)	Graph	1	\$77,000.00	\$77,000.00	\$77,000.00	\$77,000.00
SMI CONSTRUCTION MANAGEMENT CORPORATION, 264 EAST 78TH STREET, NEW YORK, NY (https://www.google.com/maps/place/264%20EAST%2078TH%20STREET,NEW%20YORK,NY)	Graph	1	\$62,400.00	\$62,400.00	\$62,400.00	\$62,400.00
YP LENDING LLC, 888 PARK AVENUE, NEW YORK, NY (https://www.google.com/maps/place/888%20PARK%20AVENUE,NEW%20YORK,NY)	Graph	1	\$77,000.00	\$77,000.00	\$77,000.00	\$77,000.00
ALEXIA K LEUSCHEN, ALEXIA K LEUSCHEN, 973 FIFTH AVENUE, NY (https://www.google.com/maps/place/ALEXIA%20K%20LEUSCHEN,973%20FIFTH%20AVENUE,NY)	Graph	2	\$93,600.00	\$83,200.00	\$83,200.00	\$104,000.00
NORTHWELL HEALTH, LENOX HILL HOSPITAL-NORTHWELL HEALTH, NEW YORK, NY (https://www.google.com/maps/place/LENOX%20HILL%20HOSPITAL-NORTHWELL%20HEALTH,NEW%20YORK,NY)	Graph	8	\$75,312.50	\$75,500.00	\$70,000.00	\$81,500.00
Totals	Graph	14	\$77,471.43	\$77,000.00	\$62,400.00	\$104,000.00

Latitude: 40.773397 Longitude: -73.980909

Employer Name/Worksite Address	Graph	Count	Mean Wage	Median Wage	Lowest Wage	Highest Wage
DIASPARK, INC., 77 WEST 66TH STREET, NEW YORK, NY (https://www.google.com/maps/place/77%20WEST%2066TH%20STREET,NEW%20YORK,NY)	Graph	1	\$65,083.00	\$65,083.00	\$65,083.00	\$65,083.00
Totals	Graph	1	\$65,083.00	\$65,083.00	\$65,083.00	\$65,083.00

Latitude: 40.773645 Longitude: -73.989052

Employer Name/Worksite Address	Graph	Count	Mean Wage	Median Wage	Lowest Wage	Highest Wage
TESTAMERICA LABORATORIES, INC., 55 WEST END AVENUE, NEW YORK CITY, NY (https://www.google.com/maps/place/55%20WEST%20END%20AVENUE,NEW%20YORK%20CITY,NY)	Graph	1	\$65,749.00	\$65,749.00	\$65,749.00	\$65,749.00
Totals	Graph	1	\$65,749.00	\$65,749.00	\$65,749.00	\$65,749.00

Latitude: 40.773755 Longitude: -73.945712

Employer Name/Employer Address	Graph	Count	Mean Wage	Median Wage	Lowest Wage	Highest Wage
THE CHAPIN SCHOOL, LTD., 100 EAST END AVENUE, NEW YORK, NY (https://www.google.com/maps/place/100%20EAST%20END%20AVENUE,NEW%20YORK,NY)	Graph	1	\$47,890.00	\$47,890.00	\$47,890.00	\$47,890.00
Totals	Graph	1	\$47,890.00	\$47,890.00	\$47,890.00	\$47,890.00

Employer Name/Worksite Address	Graph	Count	Mean Wage	Median Wage	Lowest Wage	Highest Wage
THE CHAPIN SCHOOL, LTD., 100 EAST END AVENUE, NEW YORK, NY (https://www.google.com/maps/place/100%20EAST%20END%20AVENUE,NEW%20YORK,NY)	Graph	1	\$47,890.00	\$47,890.00	\$47,890.00	\$47,890.00
Totals	Graph	1	\$47,890.00	\$47,890.00	\$47,890.00	\$47,890.00

Latitude: 40.773772 Longitude: -73.815354

Employer Name/Worksite Address	Graph	Count	Mean Wage	Median Wage	Lowest Wage	Highest Wage
VSQUARE INFOTECH INC., 3409 150TH STREET, FLUSHING, NY (https://www.google.com/maps/place/3409%20150TH%20STREET,FLUSHING,NY)	Graph	1	\$60,000.00	\$60,000.00	\$60,000.00	\$60,000.00
Totals	Graph	1	\$60,000.00	\$60,000.00	\$60,000.00	\$60,000.00

Latitude: 40.773831 Longitude: -73.981323						
Employer Name/Worksite Address	Graph	Count	Mean Wage	Median Wage	Lowest Wage	Highest Wage
ESPN SALES & MARKETING, INC., 147 COLUMBUS AVENUE, NEW YORK, NY (https://www.google.com/maps/place/147%20COLUMBUS%20AVENUE,NEW%20YORK,NY)	Graph	1	\$103,272.25	\$103,272.25	\$103,272.25	\$103,272.25
Totals	Graph	1	\$103,272.25	\$103,272.25	\$103,272.25	\$103,272.25

Latitude: 40.773838 Longitude: -73.960489						
Employer Name/Worksite Address	Graph	Count	Mean Wage	Median Wage	Lowest Wage	Highest Wage
NORTHWELL HEALTH, 130 E. 77TH STREET, NEW YORK, NY (https://www.google.com/maps/place/130%20E.%2077TH%20STREET,NEW%20YORK,NY)	Graph	2	\$55,124.95	\$55,124.95	\$55,124.95	\$55,124.95
Totals	Graph	2	\$55,124.95	\$55,124.95	\$55,124.95	\$55,124.95

Latitude: 40.77391 Longitude: -73.847843						
Employer Name/Employer Address	Graph	Count	Mean Wage	Median Wage	Lowest Wage	Highest Wage
HEYS ENTERPRISES CORP., 119-31 27TH AVENUE, FLUSHING, NY (https://www.google.com/maps/place/119-31%2027TH%20AVENUE,FLUSHING,NY)	Graph	1	\$46,800.00	\$46,800.00	\$46,800.00	\$46,800.00
Totals	Graph	1	\$46,800.00	\$46,800.00	\$46,800.00	\$46,800.00

Employer Name/Worksite Address	Graph	Count	Mean Wage	Median Wage	Lowest Wage	Highest Wage
HEYS ENTERPRISES CORP., 119-31 27TH AVENUE, FLUSHING, NY (https://www.google.com/maps/place/119-31%2027TH%20AVENUE,FLUSHING,NY)	Graph	1	\$46,800.00	\$46,800.00	\$46,800.00	\$46,800.00
Totals	Graph	1	\$46,800.00	\$46,800.00	\$46,800.00	\$46,800.00

Latitude: 40.773977 Longitude: -73.732724						
Employer Name/Employer Address	Graph	Count	Mean Wage	Median Wage	Lowest Wage	Highest Wage
INSIGHT STUDIO ARCHITECTURE, PC, 55 NORTHERN BLVD, GREAT NECK, NY (https://www.google.com/maps/place/55%20NORTHERN%20BLVD,GREAT%20NECK,NY)	Graph	1	\$45,000.00	\$45,000.00	\$45,000.00	\$45,000.00
MIRROR BOOKS USA CORP., 55 NORTHERN BLVD, GREAT NECK, NY (https://www.google.com/maps/place/55%20NORTHERN%20BLVD,GREAT%20NECK,NY)	Graph	2	\$48,536.80	\$41,600.00	\$41,600.00	\$55,473.60
Totals	Graph	3	\$47,357.87	\$45,000.00	\$41,600.00	\$55,473.60

Employer Name/Worksite Address	Graph	Count	Mean Wage	Median Wage	Lowest Wage	Highest Wage
INSIGHT STUDIO ARCHITECTURE, PC, 55 NORTHERN BLVD, GREAT NECK, NY (https://www.google.com/maps/place/55%20NORTHERN%20BLVD,GREAT%20NECK,NY)	Graph	3	\$47,357.87	\$45,000.00	\$41,600.00	\$55,473.60
Totals	Graph	3	\$47,357.87	\$45,000.00	\$41,600.00	\$55,473.60

Latitude: 40.774083 Longitude: -73.426766					
Employer Name/Worksite Address	Graph	Count	Mean Wage	Median Wage	Lowest Wage
EXIMIUS SYSTEMS INC., CANON U.S.A. INC., MELVILLE, NY (https://www.google.com/maps/place/CANON%20U.S.A.%20INC.,MELVILLE,NY)	Graph	1	\$75,000.00	\$75,000.00	\$75,000.00
LARSEN & TOUBRO INFOTECH LIMITED, CANON INFORMATION & IMAGING SOLUTIONS, MELVILLE, NY (https://www.google.com/maps/place/CANON%20INFORMATION%20%26%20IMAGING%20SOLUTIONS,MELVILLE,NY)	Graph	1	\$70,668.00	\$70,668.00	\$70,668.00
MULTIVISION LLC, CANON USA, MELVILLE, NY (https://www.google.com/maps/place/CANON%20USA,MELVILLE,NY)	Graph	1	\$65,000.00	\$65,000.00	\$65,000.00

Employer Name/Worksite Address	Graph	Count	Mean Wage	Median Wage	Lowest Wage	Highest Wage
ROLTA ADVIZEX TECHNOLOGIES, LLC, CANON USA, INC, MELVILLE, NY (https://www.google.com/maps/place/CANON%20USA,%20INC,MELVILLE,NY)	Graph	1	\$93,246.00	\$93,246.00	\$93,246.00	\$93,246.00
M & R CONSULTANTS CORP, 1 CANON PARK, MELVILLE, NY (https://www.google.com/maps/place/1%20CANON%20PARK,MELVILLE,NY)	Graph	20	\$85,803.20	\$90,000.00	\$52,998.00	\$90,000.00
PALACE GATE CORPORATION, ONE CANON PARK, MELVILLE, NY (https://www.google.com/maps/place/ONE%20CANON%20PARK,MELVILLE,NY)	Graph	22	\$90,403.86	\$96,075.00	\$70,000.00	\$96,075.00
Totals	Graph	46	\$87,149.20	\$90,542.00	\$52,998.00	\$90,000.00

Latitude: 40.774095 Longitude: -73.913079

Employer Name/Employer Address	Graph	Count	Mean Wage	Median Wage	Lowest Wage	Highest Wage
ELITE PHYSICAL THERAPY NY PC, 23-09 31ST STREET, ASTORIA, NY (https://www.google.com/maps/place/23-09%2031ST%20STREET,ASTORIA,NY)	Graph	1	\$85,000.00	\$85,000.00	\$85,000.00	\$85,000.00
Totals	Graph	1	\$85,000.00	\$85,000.00	\$85,000.00	\$85,000.00

Employer Name/Worksite Address	Graph	Count	Mean Wage	Median Wage	Lowest Wage	Highest Wage
ELITE PHYSICAL THERAPY NY PC, 23-09 31ST STREET, ASTORIA, NY (https://www.google.com/maps/place/23-09%2031ST%20STREET,ASTORIA,NY)	Graph	1	\$85,000.00	\$85,000.00	\$85,000.00	\$85,000.00
Totals	Graph	1	\$85,000.00	\$85,000.00	\$85,000.00	\$85,000.00

Latitude: 40.774161 Longitude: -73.961258

Employer Name/Worksite Address	Graph	Count	Mean Wage	Median Wage	Lowest Wage	Highest Wage
NORTHWELL HEALTH, 100 E 77TH STREET, NEW YORK, NY (https://www.google.com/maps/place/100%20E%2077TH%20STREET,NEW%20YORK,NY)	Graph	1	\$96,871.61	\$96,871.61	\$96,871.61	\$96,871.61
NORTHWELL HEALTH, 100 E. 77TH STREET, NEW YORK, NY (https://www.google.com/maps/place/100%20E.%2077TH%20STREET,NEW%20YORK,NY)	Graph	4	\$119,125.00	\$95,000.00	\$81,500.00	\$200,000.00
Totals	Graph	5	\$114,674.32	\$96,871.61	\$81,500.00	\$200,000.00

Latitude: 40.774202 Longitude: -73.956932

Employer Name/Worksite Address	Graph	Count	Mean Wage	Median Wage	Lowest Wage	Highest Wage
ST. MARKS WORLD, INC., 211 E. 79TH STREET, NEW YORK, NY (https://www.google.com/maps/place/211%20E.%2079TH%20STREET,NEW%20YORK,NY)	Graph	1	\$81,058.00	\$81,058.00	\$81,058.00	\$81,058.00
ST. MARKS WORLD, INC., 211 EAST 79TH STREET, NEW YORK, NY (https://www.google.com/maps/place/211%20EAST%2079TH%20STREET,NEW%20YORK,NY)	Graph	11	\$64,686.36	\$66,560.00	\$45,760.00	\$66,750.00
Totals	Graph	12	\$66,050.67	\$66,560.00	\$45,760.00	\$81,058.00

Latitude: 40.774282 Longitude: -73.980993

Employer Name/Employer Address	Graph	Count	Mean Wage	Median Wage	Lowest Wage	Highest Wage
LS WHITEHALL GROUP, INC., 157 COLUMBUS AVENUE 4TH FLOOR, NEW YORK, NY (https://www.google.com/maps/place/157%20COLUMBUS%20AVENUE%204TH%20FLOOR,NEW%20YORK,NY)	Graph	1	\$65,748.80	\$65,748.80	\$65,748.80	\$65,748.80
AVIZVA LLC, 157 COLUMBUS AVE, NEW YORK, NY (https://www.google.com/maps/place/157%20%20COLUMBUS%20AVE,NEW%20YORK,NY)	Graph	3	\$140,000.00	\$130,000.00	\$115,000.00	\$175,000.00
AVIZWA LLC, 157 COLUMBUS AVE, NEW YORK, NY (https://www.google.com/maps/place/157%20%20COLUMBUS%20AVE,NEW%20YORK,NY)	Graph	4	\$133,750.00	\$115,000.00	\$115,000.00	\$175,000.00
Totals	Graph	8	\$127,593.60	\$115,000.00	\$65,748.80	\$175,000.00

Employer Name/Worksite Address	Graph	Count	Mean Wage	Median Wage	Lowest Wage	Highest Wage
LS WHITEHALL GROUP, INC., 157 COLUMBUS AVENUE 4TH FLOOR, NEW YORK, NY (https://www.google.com/maps/place/157%20COLUMBUS%20AVENUE%204TH%20FLOOR,NEW%20YORK,NY)	Graph	1	\$65,748.80	\$65,748.80	\$65,748.80	\$65,748.80
AVIZWA LLC, 157 COLUMBUS AVE., NEW YORK, NY (https://www.google.com/maps/place/157%20COLUMBUS%20AVE.,NEW%20YORK,NY)	Graph	7	\$136,428.57	\$130,000.00	\$115,000.00	\$175,000.00
Totals	Graph	8	\$127,593.60	\$115,000.00	\$65,748.80	\$175,000.00

Latitude: 40.774288 Longitude: -73.837834

Employer Name/Employer Address	Graph	Count	Mean Wage	Median Wage	Lowest Wage	Highest Wage
OHL - USA, INC., 26-15 ULMER STREET, COLLEGE POINT, NY (https://www.google.com/maps/place/26-15%20ULMER%20STREET,COLLEGE%20POINT,NY)	Graph	1	\$170,000.00	\$170,000.00	\$170,000.00	\$170,000.00
OHL - USA, INC., 26-15 ULMER ST, COLLEGE POINT, NY (https://www.google.com/maps/place/26-15%20ULMER%20ST,COLLEGE%20POINT,NY)	Graph	2	\$77,882.50	\$55,765.00	\$55,765.00	\$100,000.00
WELKIN MECHANICAL, LLC, 26-15 ULMER STREET, COLLEGE POINT, NY (https://www.google.com/maps/place/26-15%20ULMER%20STREET,COLLEGE%20POINT,NY)	Graph	2	\$63,752.00	\$63,752.00	\$63,752.00	\$63,752.00
JUDLAU CONTRACTING INC., 26-15 ULMER STREET, COLLEGE POINT, NY (https://www.google.com/maps/place/26-15%20ULMER%20STREET,COLLEGE%20POINT,NY)	Graph	5	\$80,551.00	\$82,000.00	\$55,765.00	\$109,990.00
Totals	Graph	10	\$85,602.40	\$65,000.00	\$55,765.00	\$170,000.00

Employer Name/Worksite Address	Graph	Count	Mean Wage	Median Wage	Lowest Wage	Highest Wage
JUDLAU CONTRACTING INC., 26-15 ULMER STREET, COLLEGE POINT, NY (https://www.google.com/maps/place/26-15%20ULMER%20STREET,COLLEGE%20POINT,NY)	Graph	4	\$95,382.50	\$55,765.00	\$55,765.00	\$170,000.00
Totals	Graph	4	\$95,382.50	\$55,765.00	\$55,765.00	\$170,000.00

Latitude: 40.77429 Longitude: -73.420963

Employer Name/Employer Address	Graph	Count	Mean Wage	Median Wage	Lowest Wage	Highest Wage
FALCONSTOR, INC, 2 HUNTINGTON QUADRANGLE, MELVILLE, NY (https://www.google.com/maps/place/2%20HUNTINGTON%20QUADRANGLE,MELVILLE,NY)	Graph	1	\$71,386.00	\$71,386.00	\$71,386.00	\$71,386.00
FALCONSTOR, INC., 2 HUNTINGTON QUADRANGLE, MELVILLE, NY (https://www.google.com/maps/place/2%20HUNTINGTON%20QUADRANGLE,MELVILLE,NY)	Graph	1	\$71,386.00	\$71,386.00	\$71,386.00	\$71,386.00
Totals	Graph	2	\$71,386.00	\$71,386.00	\$71,386.00	\$71,386.00

Employer Name/Worksite Address	Graph	Count	Mean Wage	Median Wage	Lowest Wage	Highest Wage
INFOSYS LIMITED, 2 HUNTINGTON QUAD, MELVILLE, NY (https://www.google.com/maps/place/2%20HUNTINGTON%20QUAD,MELVILLE,NY)	Graph	1	\$90,183.00	\$90,183.00	\$90,183.00	\$90,183.00
FALCONSTOR, INC., 2 HUNTINGTON QUADRANGLE, MELVILLE, NY (https://www.google.com/maps/place/2%20HUNTINGTON%20QUADRANGLE,MELVILLE,NY)	Graph	6	\$106,295.33	\$71,386.00	\$65,000.00	\$170,000.00
Totals	Graph	7	\$103,993.57	\$90,000.00	\$65,000.00	\$170,000.00

Latitude: 40.774323 Longitude: -73.841198

Employer Name/Employer Address	Graph	Count	Mean Wage	Median Wage	Lowest Wage	Highest Wage
DESIGN GROUP IN H&K LLC, 129-09 26TH AVENUE SUITE 401, FLUSHING, NY (https://www.google.com/maps/place/129-09%2026TH%20AVENUE%20SUITE%20401,FLUSHING,NY)	Graph	1	\$58,240.00	\$58,240.00	\$58,240.00	\$58,240.00

Employer Name/Employer Address	Graph	Count	Mean Wage	Median Wage	Lowest Wage	Highest Wage
NEXTCOM CONSTRUCTION INC, 129-09 26TH AVENUE, FLUSHING, NY (https://www.google.com/maps/place/129-09%2026TH%20AVENUE,FLUSHING,NY)	Graph	1	\$72,467.20	\$72,467.20	\$72,467.20	\$72,467.20
TRAVERS TOOL CO., INC., 128-15 26TH AVENUE, FLUSHING, NY (https://www.google.com/maps/place/128-15%2026TH%20AVENUE,FLUSHING,NY)	Graph	1	\$58,198.00	\$58,198.00	\$58,198.00	\$58,198.00
DESIGN GROUP IN H&K LLC, 129-09 26TH AVE SUITE 401, FLUSHING, NY (https://www.google.com/maps/place/129-09%2026TH%20AVE%20SUITE%20401,FLUSHING,NY)	Graph	3	\$72,994.13	\$73,590.40	\$71,801.60	\$73,590.40
Totals	Graph	6	\$67,981.27	\$71,801.60	\$58,198.00	\$73,590.40

Employer Name/Worksite Address	Graph	Count	Mean Wage	Median Wage	Lowest Wage	Highest Wage
DESIGN GROUP IN H&K LLC, 129-09 26TH AVENUE, SUITE 401, FLUSHING, NY (https://www.google.com/maps/place/129-09%2026TH%20AVENUE,%20SUITE%20401,FLUSHING,NY)	Graph	1	\$58,240.00	\$58,240.00	\$58,240.00	\$58,240.00
NEXTCOM CONSTRUCTION INC, 129-09 26TH AVENUE, FLUSHING, NY (https://www.google.com/maps/place/129-09%2026TH%20AVENUE,FLUSHING,NY)	Graph	1	\$72,467.20	\$72,467.20	\$72,467.20	\$72,467.20
TRAVERS TOOL CO., INC., 128-15 26TH AVENUE, FLUSHING, NY (https://www.google.com/maps/place/128-15%2026TH%20AVENUE,FLUSHING,NY)	Graph	1	\$58,198.00	\$58,198.00	\$58,198.00	\$58,198.00
DESIGN GROUP IN H&K LLC, 129-09 26TH AVE SUITE 401, FLUSHING, NY (https://www.google.com/maps/place/129-09%2026TH%20AVE%20SUITE%20401,FLUSHING,NY)	Graph	3	\$72,994.13	\$73,590.40	\$71,801.60	\$73,590.40
Totals	Graph	6	\$67,981.27	\$71,801.60	\$58,198.00	\$73,590.40

Latitude: 40.77438 Longitude: -73.961352

Employer Name/Worksite Address	Graph	Count	Mean Wage	Median Wage	Lowest Wage	Highest Wage
WINSTON & STRAWN LLP, 202 PARK AVENUE, NEW YORK, NY (https://www.google.com/maps/place/202%20PARK%20AVENUE,NEW%20YORK,NY)	Graph	1	\$180,000.00	\$180,000.00	\$180,000.00	\$180,000.00
Totals	Graph	1	\$180,000.00	\$180,000.00	\$180,000.00	\$180,000.00

Latitude: 40.774411 Longitude: -73.873273

Employer Name/Employer Address	Graph	Count	Mean Wage	Median Wage	Lowest Wage	Highest Wage
LAGUARDIA GATEWAY PARTNERS, LLC, LAGUARDIA AIRPORT, TERMINAL B, FLUSHING, NY (https://www.google.com/maps/place/LAGUARDIA%20AIRPORT,%20TERMINAL%20B,FLUSHING,NY)	Graph	1	\$66,200.00	\$66,200.00	\$66,200.00	\$66,200.00
Totals	Graph	1	\$66,200.00	\$66,200.00	\$66,200.00	\$66,200.00

Employer Name/Worksite Address	Graph	Count	Mean Wage	Median Wage	Lowest Wage	Highest Wage
ARORA AND ASSOCIATES, PC, LAGUARDIA AIRPORT HANGER 7 CENTER, FLUSHING, NY (https://www.google.com/maps/place/LAGUARDIA%20AIRPORT%20HANGER%207%20CENTER,FLUSHING,NY)	Graph	1	\$62,171.20	\$62,171.20	\$62,171.20	\$62,171.20
CMC AMERICAS, INC., 3910 CENTRAL TERMINAL BLDG, FLUSHING, NY (https://www.google.com/maps/place/3910%20CENTRAL%20TERMINAL%20BLDG,FLUSHING,NY)	Graph	1	\$77,000.00	\$77,000.00	\$77,000.00	\$77,000.00
LAGUARDIA GATEWAY PARTNERS, LLC, LAGUARDIA AIRPORT, TERMINAL B, FLUSHING, NY (https://www.google.com/maps/place/LAGUARDIA%20AIRPORT,%20TERMINAL%20B,FLUSHING,NY)	Graph	1	\$66,200.00	\$66,200.00	\$66,200.00	\$66,200.00
Totals	Graph	3	\$68,457.07	\$66,200.00	\$62,171.20	\$77,000.00

Latitude: 40.774421 Longitude: -73.420948

Employer Name/Employer Address	Graph	Count	Mean Wage	Median Wage	Lowest Wage	Highest Wage
JK PARTNERS INC., ONE HUNTINGTON QUAD, MELVILLE, NY (https://www.google.com/maps/place/ONE%20HUNTINGTON%20QUAD,MELVILLE,NY)	Graph	1	\$85,000.00	\$85,000.00	\$85,000.00	\$85,000.00

Employer Name/Employer Address	Graph	Count	Mean Wage	Median Wage	Lowest Wage	Highest Wage
Totals	Graph	1	\$85,000.00	\$85,000.00	\$85,000.00	\$85,000.00

Employer Name/Worksite Address	Graph	Count	Mean Wage	Median Wage	Lowest Wage	Highest Wage
TEK LEADERS INC, 3 HUNTINGTON QUAD, MELVILLE, NY (https://www.google.com/maps/place/3%20HUNTINGTON%20QUAD,MELVILLE,NY)	Graph	2	\$73,450.50	\$61,901.00	\$61,901.00	\$85,000.00
DELOITTE CONSULTING LLP, 3 HUNTINGTON QUADRANGLE, MELVILLE, NY (https://www.google.com/maps/place/3%20HUNTINGTON%20QUADRANGLE,MELVILLE,NY)	Graph	80	\$81,251.32	\$75,067.00	\$55,000.00	\$120,000.00
Totals	Graph	82	\$81,061.06	\$75,067.00	\$55,000.00	\$120,000.00

Latitude: 40.774425 Longitude: -73.963428

Employer Name/Employer Address	Graph	Count	Mean Wage	Median Wage	Lowest Wage	Highest Wage
HELLY NAHMAD GALLERY INC., 975 MADISON AVENUE, NEW YORK, NY (https://www.google.com/maps/place/975%20MADISON%20AVENUE,NEW%20YORK,NY)	Graph	1	\$100,000.00	\$100,000.00	\$100,000.00	\$100,000.00
Totals	Graph	1	\$100,000.00	\$100,000.00	\$100,000.00	\$100,000.00

Employer Name/Worksite Address	Graph	Count	Mean Wage	Median Wage	Lowest Wage	Highest Wage
HELLY NAHMAD GALLERY INC., 975 MADISON AVENUE, NEW YORK, NY (https://www.google.com/maps/place/975%20MADISON%20AVENUE,NEW%20YORK,NY)	Graph	1	\$100,000.00	\$100,000.00	\$100,000.00	\$100,000.00
Totals	Graph	1	\$100,000.00	\$100,000.00	\$100,000.00	\$100,000.00

Latitude: 40.774446 Longitude: -73.775062

Employer Name/Employer Address	Graph	Count	Mean Wage	Median Wage	Lowest Wage	Highest Wage
QRS CONSTRUCTION INC, 36-51 BELL BLVD, BAYSIDE, NY (https://www.google.com/maps/place/36-51%20BELL%20BLVD,BAYSIDE,NY)	Graph	1	\$72,467.20	\$72,467.20	\$72,467.20	\$72,467.20
Totals	Graph	1	\$72,467.20	\$72,467.20	\$72,467.20	\$72,467.20

Employer Name/Worksite Address	Graph	Count	Mean Wage	Median Wage	Lowest Wage	Highest Wage
QRS CONSTRUCTION INC, 36-51 BELL BLVD, BAYSIDE, NY (https://www.google.com/maps/place/36-51%20BELL%20BLVD,BAYSIDE,NY)	Graph	1	\$72,467.20	\$72,467.20	\$72,467.20	\$72,467.20
Totals	Graph	1	\$72,467.20	\$72,467.20	\$72,467.20	\$72,467.20

Latitude: 40.77455 Longitude: -73.846603

Employer Name/Employer Address	Graph	Count	Mean Wage	Median Wage	Lowest Wage	Highest Wage
THE LEAVITT STREET LLC, 3916 COLLEGE POINT BLVD., FLUSHING, NY (https://www.google.com/maps/place/3916%20COLLEGE%20POINT%20BLVD.,FLUSHING,NY)	Graph	1	\$56,160.00	\$56,160.00	\$56,160.00	\$56,160.00
Totals	Graph	1	\$56,160.00	\$56,160.00	\$56,160.00	\$56,160.00

Employer Name/Worksite Address	Graph	Count	Mean Wage	Median Wage	Lowest Wage	Highest Wage
THE LEAVITT STREET LLC, 3916 COLLEGE POINT BLVD., FLUSHING, NY (https://www.google.com/maps/place/3916%20COLLEGE%20POINT%20BLVD.,FLUSHING,NY)	Graph	1	\$56,160.00	\$56,160.00	\$56,160.00	\$56,160.00
Totals	Graph	1	\$56,160.00	\$56,160.00	\$56,160.00	\$56,160.00

Latitude: 40.774563 Longitude: -73.521115

Employer Name/Worksite Address	Graph	Count	Mean Wage	Median Wage	Lowest Wage	Highest Wage
C2 WIRELESS AND ACCESSORIES LLC, 58 BETHPAGE RD, HICKSVILLE, NY (https://www.google.com/maps/place/58%20BETHPAGE%20RD,HICKSVILLE,NY)	Graph	2	\$42,600.00	\$42,600.00	\$42,600.00	\$42,600.00
Totals	Graph	2	\$42,600.00	\$42,600.00	\$42,600.00	\$42,600.00

Latitude: 40.774616 Longitude: -73.824587

Employer Name/Employer Address	Graph	Count	Mean Wage	Median Wage	Lowest Wage	Highest Wage
7TH AVE CARE CORP, 2704 PARSONS BLVD, FLUSHING, NY (https://www.google.com/maps/place/2704%20PARSONS%20BLVD,FLUSHING,NY)	Graph	1	\$70,000.00	\$70,000.00	\$70,000.00	\$70,000.00
AM CARE CORP, 2704 PARSONS BLVD, FLUSHING, NY (https://www.google.com/maps/place/2704%20PARSONS%20BLVD,FLUSHING,NY)	Graph	1	\$70,000.00	\$70,000.00	\$70,000.00	\$70,000.00
Totals	Graph	2	\$70,000.00	\$70,000.00	\$70,000.00	\$70,000.00

Employer Name/Worksite Address	Graph	Count	Mean Wage	Median Wage	Lowest Wage	Highest Wage
7TH AVE CARE CORP, 2704 PARSONS BLVD, FLUSHING, NY (https://www.google.com/maps/place/2704%20PARSONS%20BLVD,FLUSHING,NY)	Graph	1	\$70,000.00	\$70,000.00	\$70,000.00	\$70,000.00
Totals	Graph	1	\$70,000.00	\$70,000.00	\$70,000.00	\$70,000.00

Latitude: 40.774646 Longitude: -73.96343

Employer Name/Employer Address	Graph	Count	Mean Wage	Median Wage	Lowest Wage	Highest Wage
YOSHII LLC, 980 MADISON AVENUE, NEW YORK, NY (https://www.google.com/maps/place/980%20MADISON%20AVENUE,NEW%20YORK,NY)	Graph	1	\$47,403.20	\$47,403.20	\$47,403.20	\$47,403.20
Totals	Graph	1	\$47,403.20	\$47,403.20	\$47,403.20	\$47,403.20

Employer Name/Worksite Address	Graph	Count	Mean Wage	Median Wage	Lowest Wage	Highest Wage
YOSHII LLC, 980 MADISON AVENUE, NEW YORK, NY (https://www.google.com/maps/place/980%20MADISON%20AVENUE,NEW%20YORK,NY)	Graph	1	\$47,403.20	\$47,403.20	\$47,403.20	\$47,403.20
Totals	Graph	1	\$47,403.20	\$47,403.20	\$47,403.20	\$47,403.20

Latitude: 40.774698 Longitude: -73.023924

Employer Name/Worksite Address	Graph	Count	Mean Wage	Median Wage	Lowest Wage	Highest Wage
ST. JOSEPH'S COLLEGE, NEW YORK, 155 WEST ROE BOULEVARD, PATCHOGUE, NY (https://www.google.com/maps/place/155%20WEST%20ROE%20BOULEVARD,PATCHOGUE,NY)	Graph	1	\$64,260.00	\$64,260.00	\$64,260.00	\$64,260.00
Totals	Graph	1	\$64,260.00	\$64,260.00	\$64,260.00	\$64,260.00

Latitude: 40.774768 Longitude: -73.964324

Employer Name/Employer Address	Graph	Count	Mean Wage	Median Wage	Lowest Wage	Highest Wage
NICHOLAS HALL LTD, 17 EAST 76TH STREET, NEW YORK, NY (https://www.google.com/maps/place/17%20EAST%2076TH%20STREET,NEW%20YORK,NY)	Graph	1	\$40,000.00	\$40,000.00	\$40,000.00	\$40,000.00
Totals	Graph	1	\$40,000.00	\$40,000.00	\$40,000.00	\$40,000.00

Employer Name/Worksite Address	Graph	Count	Mean Wage	Median Wage	Lowest Wage	Highest Wage
NICHOLAS HALL LTD, 17 EAST 76TH STREET, NEW YORK, NY (https://www.google.com/maps/place/17%20EAST%2076TH%20STREET,NEW%20YORK,NY)	Graph	1	\$40,000.00	\$40,000.00	\$40,000.00	\$40,000.00
Totals	Graph	1	\$40,000.00	\$40,000.00	\$40,000.00	\$40,000.00

Latitude: 40.774802 Longitude: -73.838241

Employer Name/Worksite Address	Graph	Count	Mean Wage	Median Wage	Lowest Wage	Highest Wage
JUDLAU CONTRACTING INC, 2615 ULMER STREET, COLLEGE POINT, NY (https://www.google.com/maps/place/2615%20ULMER%20STREET,COLLEGE%20POINT,NY)	Graph	1	\$55,765.00	\$55,765.00	\$55,765.00	\$55,765.00
Totals	Graph	1	\$55,765.00	\$55,765.00	\$55,765.00	\$55,765.00

Employer Name/Worksite Address	Graph	Count	Mean Wage	Median Wage	Lowest Wage	Highest Wage
JUDLAU CONTRACTING INC, 2615 ULMER STREET, COLLEGE POINT, NY (https://www.google.com/maps/place/2615%20ULMER%20STREET,COLLEGE%20POINT,NY)	Graph	1	\$55,765.00	\$55,765.00	\$55,765.00	\$55,765.00
Totals	Graph	1	\$55,765.00	\$55,765.00	\$55,765.00	\$55,765.00

Latitude: 40.774807 Longitude: -73.411481

Employer Name/Worksite Address	Graph	Count	Mean Wage	Median Wage	Lowest Wage	Highest Wage
NTT DATA, INC., 2 CORPORATE CENTER DR #100, MELVILLE, NY (https://www.google.com/maps/place/2%20CORPORATE%20CENTER%20DR%20#100,MELVILLE,NY)	Graph	1	\$113,922.00	\$113,922.00	\$113,922.00	\$113,922.00
NTT DATA, INC., 2 CORPORATE CENTER, MELVILLE, NY (https://www.google.com/maps/place/2%20CORPORATE%20CENTER,MELVILLE,NY)	Graph	2	\$82,461.50	\$73,902.00	\$73,902.00	\$91,021.00
NTT DATA, INC., 2 CORPORATE CENTER DRIVE, MELVILLE, NY (https://www.google.com/maps/place/2%20CORPORATE%20CENTER%20DRIVE,MELVILLE,NY)	Graph	3	\$101,680.67	\$91,021.00	\$91,021.00	\$123,000.00
TEKSKY LLC, 2 CORPORATE CENTER DR, MELVILLE, NY (https://www.google.com/maps/place/2%20CORPORATE%20CENTER%20DR,MELVILLE,NY)	Graph	3	\$76,641.00	\$73,902.00	\$65,000.00	\$91,021.00
Totals	Graph	9	\$90,423.33	\$91,021.00	\$65,000.00	\$123,000.00

Latitude: 40.774834 Longitude: -73.101821

Employer Name/Worksite Address	Graph	Count	Mean Wage	Median Wage	Lowest Wage	Highest Wage
THE NATURE'S BOUNTY CO., 90 ORVILLE DRIVE, BOHEMIA, NY (https://www.google.com/maps/place/90%20ORVILLE%20DRIVE,BOHEMIA,NY)	Graph	2	\$103,000.00	\$100,000.00	\$100,000.00	\$106,000.00
Totals	Graph	2	\$103,000.00	\$100,000.00	\$100,000.00	\$106,000.00

Latitude: 40.774938 Longitude: -73.411492

Employer Name/Worksite Address	Graph	Count	Mean Wage	Median Wage	Lowest Wage	Highest Wage
ELC MANAGEMENT LLC, 7 CORPORATE CENTER DRIVE, MELVILLE, NY (https://www.google.com/maps/place/7%20CORPORATE%20CENTER%20DRIVE,MELVILLE,NY)	Graph	2	\$174,375.00	\$128,750.00	\$128,750.00	\$220,000.00
Totals	Graph	2	\$174,375.00	\$128,750.00	\$128,750.00	\$220,000.00

Latitude: 40.775084 Longitude: -73.947069

Employer Name/Worksite Address	Graph	Count	Mean Wage	Median Wage	Lowest Wage	Highest Wage
--------------------------------	-------	-------	-----------	-------------	-------------	--------------

Employer Name/Worksite Address	Graph	Count	Mean Wage	Median Wage	Lowest Wage	Highest Wage
POZENT CORPORATION, 523 E. 85TH STREET, APT. 1D, NEW YORK, NY (https://www.google.com/maps/place/523%20E.%2085TH%20STREET,%20APT.%201D,NEW%20YORK,NY)	Graph	1	\$63,170.00	\$63,170.00	\$63,170.00	\$63,170.00
Totals	Graph	1	\$63,170.00	\$63,170.00	\$63,170.00	\$63,170.00

Latitude: 40.7753 Longitude: -73.957758

Employer Name/Worksite Address	Graph	Count	Mean Wage	Median Wage	Lowest Wage	Highest Wage
KATESHIN GALLERY LLC, 170 E 80TH STREET, NEW YORK, NY (https://www.google.com/maps/place/170%20E%2080TH%20STREET,NEW%20YORK,NY)	Graph	2	\$44,501.60	\$41,600.00	\$41,600.00	\$47,403.20
Totals	Graph	2	\$44,501.60	\$41,600.00	\$41,600.00	\$47,403.20

Employer Name/Worksite Address	Graph	Count	Mean Wage	Median Wage	Lowest Wage	Highest Wage
KATESHIN GALLERY LLC, 170 E 80TH STREET, NEW YORK, NY (https://www.google.com/maps/place/170%20E%2080TH%20STREET,NEW%20YORK,NY)	Graph	2	\$44,501.60	\$41,600.00	\$41,600.00	\$47,403.20
Totals	Graph	2	\$44,501.60	\$41,600.00	\$41,600.00	\$47,403.20

Latitude: 40.775312 Longitude: -73.982243

Employer Name/Worksite Address	Graph	Count	Mean Wage	Median Wage	Lowest Wage	Highest Wage
RESNICOW + ASSOCIATES, INC., 1995 BROADWAY, NEW YORK, NY (https://www.google.com/maps/place/1995%20BROADWAY,NEW%20YORK,NY)	Graph	2	\$52,000.00	\$49,000.00	\$49,000.00	\$55,000.00
Totals	Graph	2	\$52,000.00	\$49,000.00	\$49,000.00	\$55,000.00

Latitude: 40.775324 Longitude: -73.55779

Employer Name/Worksite Address	Graph	Count	Mean Wage	Median Wage	Lowest Wage	Highest Wage
EI ELECTRONICS LLC, 1800 SHAMES DRIVE, WESTBURY, NY (https://www.google.com/maps/place/1800%20SHAMES%20DRIVE,WESTBURY,NY)	Graph	1	\$103,500.00	\$103,500.00	\$103,500.00	\$103,500.00
Totals	Graph	1	\$103,500.00	\$103,500.00	\$103,500.00	\$103,500.00

Employer Name/Worksite Address	Graph	Count	Mean Wage	Median Wage	Lowest Wage	Highest Wage
EI ELECTRONICS LLC, 1800 SHAMES DRIVE, WESTBURY, NY (https://www.google.com/maps/place/1800%20SHAMES%20DRIVE,WESTBURY,NY)	Graph	1	\$103,500.00	\$103,500.00	\$103,500.00	\$103,500.00
Totals	Graph	1	\$103,500.00	\$103,500.00	\$103,500.00	\$103,500.00

Latitude: 40.775347 Longitude: -73.960649

Employer Name/Worksite Address	Graph	Count	Mean Wage	Median Wage	Lowest Wage	Highest Wage
SHAHID MIAN MD PC, 893 PARK AVENUE, NEW YORK, NY (https://www.google.com/maps/place/893%20PARK%20AVENUE,NEW%20YORK,NY)	Graph	2	\$45,469.00	\$45,469.00	\$45,469.00	\$45,469.00
Totals	Graph	2	\$45,469.00	\$45,469.00	\$45,469.00	\$45,469.00

Employer Name/Worksite Address	Graph	Count	Mean Wage	Median Wage	Lowest Wage	Highest Wage
SHAHID MIAN MD PC, 893 PARK AVENUE, NEW YORK, NY (https://www.google.com/maps/place/893%20PARK%20AVENUE,NEW%20YORK,NY)	Graph	2	\$45,469.00	\$45,469.00	\$45,469.00	\$45,469.00

Employer Name/Worksite Address	Graph	Count	Mean Wage	Median Wage	Lowest Wage	Highest Wage
Totals	Graph	2	\$45,469.00	\$45,469.00	\$45,469.00	\$45,469.00

Latitude: 40.775414 Longitude: -73.963893

Employer Name/Worksite Address	Graph	Count	Mean Wage	Median Wage	Lowest Wage	Highest Wage
THE MARK HOTEL MANAGEMENT LLC, 25 EAST 77TH STREET, NEW YORK, NY (https://www.google.com/maps/place/25%20EAST%2077TH%20STREET,NEW%20YORK,NY)	Graph	1	\$57,200.00	\$57,200.00	\$57,200.00	\$57,200.00
Totals	Graph	1	\$57,200.00	\$57,200.00	\$57,200.00	\$57,200.00

Employer Name/Worksite Address	Graph	Count	Mean Wage	Median Wage	Lowest Wage	Highest Wage
THE MARK HOTEL MANAGEMENT LLC, 25 EAST 77TH STREET, NEW YORK, NY (https://www.google.com/maps/place/25%20EAST%2077TH%20STREET,NEW%20YORK,NY)	Graph	1	\$57,200.00	\$57,200.00	\$57,200.00	\$57,200.00
Totals	Graph	1	\$57,200.00	\$57,200.00	\$57,200.00	\$57,200.00

Latitude: 40.775536 Longitude: -73.767837

Employer Name/Worksite Address	Graph	Count	Mean Wage	Median Wage	Lowest Wage	Highest Wage
LCN CONTRACTING, INC., 29-53 218TH STREET, BAYSIDE, NY (https://www.google.com/maps/place/29-53%20218TH%20STREET,BAYSIDE,NY)	Graph	1	\$62,171.20	\$62,171.20	\$62,171.20	\$62,171.20
Totals	Graph	1	\$62,171.20	\$62,171.20	\$62,171.20	\$62,171.20

Latitude: 40.775547 Longitude: -73.290501

Employer Name/Worksite Address	Graph	Count	Mean Wage	Median Wage	Lowest Wage	Highest Wage
PARKELL, INC., 300 EXECUTIVE DRIVE, EDGEWOOD, NY (https://www.google.com/maps/place/300%20EXECUTIVE%20DRIVE,EDGEWOOD,NY)	Graph	2	\$74,422.00	\$74,422.00	\$74,422.00	\$74,422.00
Totals	Graph	2	\$74,422.00	\$74,422.00	\$74,422.00	\$74,422.00

Employer Name/Worksite Address	Graph	Count	Mean Wage	Median Wage	Lowest Wage	Highest Wage
PARKELL, INC., 300 EXECUTIVE DRIVE, EDGEWOOD, NY (https://www.google.com/maps/place/300%20EXECUTIVE%20DRIVE,EDGEWOOD,NY)	Graph	2	\$74,422.00	\$74,422.00	\$74,422.00	\$74,422.00
Totals	Graph	2	\$74,422.00	\$74,422.00	\$74,422.00	\$74,422.00

Latitude: 40.775569 Longitude: -73.703048

Employer Name/Worksite Address	Graph	Count	Mean Wage	Median Wage	Lowest Wage	Highest Wage
THE FEINSTEIN INSTITUTE FOR MEDICAL RESEARCH, 350 COMMUNITY DRIVE, MANHASSET, NY (https://www.google.com/maps/place/350%20COMMUNITY%20DRIVE,MANHASSET,NY)	Graph	19	\$65,077.41	\$60,006.00	\$42,476.07	\$160,000.00
Totals	Graph	19	\$65,077.41	\$60,006.00	\$42,476.07	\$160,000.00

Employer Name/Worksite Address	Graph	Count	Mean Wage	Median Wage	Lowest Wage	Highest Wage
THE FEINSTEIN INSTITUTE FOR MEDICAL RESEARCH, 350 COMMUNITY DRIVE, MANHASSET, NY (https://www.google.com/maps/place/350%20COMMUNITY%20DRIVE,MANHASSET,NY)	Graph	16	\$67,674.38	\$61,713.60	\$42,476.07	\$160,000.00
Totals	Graph	16	\$67,674.38	\$61,713.60	\$42,476.07	\$160,000.00

Latitude: 40.775609 Longitude: -73.732287

Employer Name/Employer Address	Graph	Count	Mean Wage	Median Wage	Lowest Wage	Highest Wage
H MART GREAT NECK INC., 495 GREAT NECK ROAD, GREAT NECK, NY (https://www.google.com/maps/place/495%20GREAT%20NECK%20ROAD,GREAT%20NECK,NY)	Graph	2	\$55,744.00	\$55,744.00	\$55,744.00	\$55,744.00
Totals	Graph	2	\$55,744.00	\$55,744.00	\$55,744.00	\$55,744.00

Employer Name/Worksite Address	Graph	Count	Mean Wage	Median Wage	Lowest Wage	Highest Wage
H MART GREAT NECK INC., 495 GREAT NECK ROAD, GREAT NECK, NY (https://www.google.com/maps/place/495%20GREAT%20NECK%20ROAD,GREAT%20NECK,NY)	Graph	2	\$55,744.00	\$55,744.00	\$55,744.00	\$55,744.00
Totals	Graph	2	\$55,744.00	\$55,744.00	\$55,744.00	\$55,744.00

Latitude: 40.77561 Longitude: -73.98762

Employer Name/Worksite Address	Graph	Count	Mean Wage	Median Wage	Lowest Wage	Highest Wage
BUSINESS INTELLI SOLUTIONS INC, 125 WEST END AVENUE, NEWYORK, NY (https://www.google.com/maps/place/125%20WEST%20END%20AVENUE,NEWYORK,NY)	Graph	1	\$60,000.00	\$60,000.00	\$60,000.00	\$60,000.00
Totals	Graph	1	\$60,000.00	\$60,000.00	\$60,000.00	\$60,000.00

Latitude: 40.775614 Longitude: -73.982231

Employer Name/Employer Address	Graph	Count	Mean Wage	Median Wage	Lowest Wage	Highest Wage
GERMAN KITCHEN CENTER NEW YORK, LLC, 2003 BROADWAY, NEW YORK, NY (https://www.google.com/maps/place/2003%20BROADWAY,NEW%20YORK,NY)	Graph	2	\$52,041.60	\$52,000.00	\$52,000.00	\$52,083.20
Totals	Graph	2	\$52,041.60	\$52,000.00	\$52,000.00	\$52,083.20

Employer Name/Worksite Address	Graph	Count	Mean Wage	Median Wage	Lowest Wage	Highest Wage
GERMAN KITCHEN CENTER NEW YORK, LLC, 2003 BROADWAY, NEW YORK, NY (https://www.google.com/maps/place/2003%20BROADWAY,NEW%20YORK,NY)	Graph	2	\$52,041.60	\$52,000.00	\$52,000.00	\$52,083.20
Totals	Graph	2	\$52,041.60	\$52,000.00	\$52,000.00	\$52,083.20

Latitude: 40.775656 Longitude: -73.987423

Employer Name/Worksite Address	Graph	Count	Mean Wage	Median Wage	Lowest Wage	Highest Wage
CROSSFIRE TECHNOLOGY INC., 128 WEST END AVENUE, NEW YORK, NY (https://www.google.com/maps/place/128%20WEST%20END%20AVENUE,NEW%20YORK,NY)	Graph	1	\$180,000.00	\$180,000.00	\$180,000.00	\$180,000.00
Totals	Graph	1	\$180,000.00	\$180,000.00	\$180,000.00	\$180,000.00

Latitude: 40.775678 Longitude: -73.091632

Employer Name/Employer Address	Graph	Count	Mean Wage	Median Wage	Lowest Wage	Highest Wage
V.J. TECHNOLOGIES, INC., 89 CARLOUGH ROAD, BOHEMIA, NY (https://www.google.com/maps/place/89%20CARLOUGH%20ROAD,BOHEMIA,NY)	Graph	1	\$89,274.00	\$89,274.00	\$89,274.00	\$89,274.00
Totals	Graph	1	\$89,274.00	\$89,274.00	\$89,274.00	\$89,274.00

Employer Name/Worksite Address	Graph	Count	Mean Wage	Median Wage	Lowest Wage	Highest Wage
--------------------------------	-------	-------	-----------	-------------	-------------	--------------

Employer Name/Worksite Address	Graph	Count	Mean Wage	Median Wage	Lowest Wage	Highest Wage
V.J. TECHNOLOGIES, INC., 89 CARLOUGH ROAD, BOHEMIA, NY (https://www.google.com/maps/place/89%20CARLOUGH%20ROAD,BOHEMIA,NY)	Graph	1	\$89,274.00	\$89,274.00	\$89,274.00	\$89,274.00
Totals	Graph	1	\$89,274.00	\$89,274.00	\$89,274.00	\$89,274.00

Latitude: 40.775751 Longitude: -73.962459

Employer Name/Employer Address	Graph	Count	Mean Wage	Median Wage	Lowest Wage	Highest Wage
MANHATTAN WEST LLC, 1015 MADISON AVE, NEW YORK, NY (https://www.google.com/maps/place/1015%20MADISON%20AVE,NEW%20YORK,NY)	Graph	1	\$150,000.00	\$150,000.00	\$150,000.00	\$150,000.00
Totals	Graph	1	\$150,000.00	\$150,000.00	\$150,000.00	\$150,000.00

Employer Name/Worksite Address	Graph	Count	Mean Wage	Median Wage	Lowest Wage	Highest Wage
MANHATTAN WEST LLC, 1015 MADISON AVENUE, NEW YORK, NY (https://www.google.com/maps/place/1015%20MADISON%20AVENUE,NEW%20YORK,NY)	Graph	1	\$150,000.00	\$150,000.00	\$150,000.00	\$150,000.00
Totals	Graph	1	\$150,000.00	\$150,000.00	\$150,000.00	\$150,000.00

Latitude: 40.775776 Longitude: -73.958383

Employer Name/Worksite Address	Graph	Count	Mean Wage	Median Wage	Lowest Wage	Highest Wage
BLOOMBERG, LP, 731 LEXINGTON AVENUE, NEW YORK, NY (https://www.google.com/maps/place/731%20LEXINGTON%20AVENUE,NEW%20YORK,NY)	Graph	1	\$155,000.00	\$155,000.00	\$155,000.00	\$155,000.00
Totals	Graph	1	\$155,000.00	\$155,000.00	\$155,000.00	\$155,000.00

Latitude: 40.775863 Longitude: -73.96254

Employer Name/Worksite Address	Graph	Count	Mean Wage	Median Wage	Lowest Wage	Highest Wage
W. GRAHAM ARADER III, 1016 MADISON AVENUE, NE YORK, NY (https://www.google.com/maps/place/1016%20MADISON%20AVENUE,NE%20YORK,NY)	Graph	1	\$37,876.80	\$37,876.80	\$37,876.80	\$37,876.80
Totals	Graph	1	\$37,876.80	\$37,876.80	\$37,876.80	\$37,876.80

Latitude: 40.775917 Longitude: -73.982602

Employer Name/Employer Address	Graph	Count	Mean Wage	Median Wage	Lowest Wage	Highest Wage
AMDA, INC., 211 WEST 61 STREET, NEW YORK, NY (https://www.google.com/maps/place/211%20WEST%2061%20STREET,NEW%20YORK,NY)	Graph	1	\$68,000.00	\$68,000.00	\$68,000.00	\$68,000.00
ANNUM HEALTH INC., 30 WEST 60TH STREET NO. 3M, NEW YORK, NY (https://www.google.com/maps/place/30%20WEST%2060TH%20STREET%20NO.%203M,NEW%20YORK,NY)	Graph	1	\$245,000.00	\$245,000.00	\$245,000.00	\$245,000.00
BRANDWATCH LLC, 48 W. 21ST STREET, NEW YORK, NY (https://www.google.com/maps/place/48%20W.%2021ST%20STREET,NEW%20YORK,NY)	Graph	1	\$110,000.00	\$110,000.00	\$110,000.00	\$110,000.00
KROSSOVER INTELLIGENCE INC., 148 W. 24TH STREET, NEW YORK, NY (https://www.google.com/maps/place/148%20W.%2024TH%20STREET,NEW%20YORK,NY)	Graph	1	\$99,000.00	\$99,000.00	\$99,000.00	\$99,000.00
SCOTT BAUM, PHD, 160 WEST 73 STREET, NEW YORK, NY (https://www.google.com/maps/place/160%20WEST%2073%20STREET,NEW%20YORK,NY)	Graph	1	\$49,442.00	\$49,442.00	\$49,442.00	\$49,442.00
RESNICOW + ASSOCIATES, INC., 1995 BROADWAY FLOOR 11, NEW YORK, NY (https://www.google.com/maps/place/1995%20BROADWAY%20FLOOR%2011,NEW%20YORK,NY)	Graph	2	\$52,000.00	\$49,000.00	\$49,000.00	\$55,000.00
Totals	Graph	7	\$96,491.71	\$68,000.00	\$49,000.00	\$245,000.00

Employer Name/Worksite Address	Graph	Count	Mean Wage
AMDA, INC., 211 WEST 61 STREET, NEW YORK, NY (https://www.google.com/maps/place/211%20WEST%2061%20STREET,NEW%20YORK,NY)	Graph	1	\$68,000.00
AVANADE INC., 160 W. 71ST STREET, NEW YORK, NY (https://www.google.com/maps/place/160%20W.%2071ST%20STREET,NEW%20YORK,NY)	Graph	1	\$158,500.00
BRANDWATCH LLC, 48 W. 21ST STREET, NEW YORK, NY (https://www.google.com/maps/place/48%20W.%2021ST%20STREET,NEW%20YORK,NY)	Graph	1	\$110,000.00
GOODWIN PROCTER LLP, GOODWIN PROCTER LLP, NEW YORK, NY (https://www.google.com/maps/place/GOODWIN%20PROCTER%20LLP,NEW%20YORK,NY)	Graph	1	\$300,000.00
JPMORGAN CHASE & CO., 450 WEST 33RD STREET, NEW YORK, NY (https://www.google.com/maps/place/450%20WEST%2033RD%20STREET,NEW%20YORK,NY)	Graph	1	\$85,000.00
NEW YORK CITY DEPARTMENT OF PARKS AND RECREATION, 24 W 61ST STREET, NEW YORK, NY (https://www.google.com/maps/place/24%20W%2061ST%20STREET,NEW%20YORK,NY)	Graph	1	\$66,950.00
OPTIMAL INFOSYSTEMS INC, AMERICAN SOCIETY OF COMPOSERS, AUTHORS, AND PUBLIS, NEW YORK, NY (https://www.google.com/maps/place/AMERICAN%20SOCIETY%20OF%20COMPOSERS,%20AUTHORS,%20AND%20PUBLIS,NEW%20YORK,NY)	Graph	1	\$70,800.00
RAPID FILING SERVICES, LLC., 1841 BROADWAY, SUITE 902, NEW YORK, NY (https://www.google.com/maps/place/1841%20BROADWAY,%20SUITE%20902,NEW%20YORK,NY)	Graph	1	\$95,680.00
REVEILLE TECHNOLOGIES, INC., ASCAP, NEW YORK CITY, NY (https://www.google.com/maps/place/ASCAP,NEW%20YORK%20CITY,NY)	Graph	1	\$71,000.00
SANVISTA, INC., ASCAP, NEW YORK, NY (https://www.google.com/maps/place/ASCAP,NEW%20YORK,NY)	Graph	1	\$91,000.00
SCOTT BAUM, PHD, 160 WEST 73 STREET, NEW YORK, NY (https://www.google.com/maps/place/160%20WEST%2073%20STREET,NEW%20YORK,NY)	Graph	1	\$49,442.00
WPH MANAGEMENT, LLC, 33 WEST 60TH STREET, NY, NY (https://www.google.com/maps/place/33%20WEST%2060TH%20STREET,NY,NY)	Graph	1	\$95,160.00
THE DINEX GROUP, LLC, BOULUD SUD: 20 WEST 64TH STREET, NEW YORK, NY (https://www.google.com/maps/place/BOULUD%20SUD:%2020%20WEST%2064TH%20STREET,NEW%20YORK,NY)	Graph	2	\$65,525.50
THE JUILLIARD SCHOOL, THE JUILLIARD SCHOOL, 60 LINCOLN CENTER PLAZA, NY (https://www.google.com/maps/place/THE%20JUILLIARD%20SCHOOL,60%20LINCOLN%20CENTER%20PLAZA,NY)	Graph	2	\$57,252.80
CAPGEMINI AMERICA INC, 625 5TH AVE, NEW YORK, NY (https://www.google.com/maps/place/625%205TH%20AVE,NEW%20YORK,NY)	Graph	3	\$90,400.00
Totals	Graph	19	\$93,594.14

Latitude: 40.775923 Longitude: -73.963133

Employer Name/Employer Address	Graph	Count	Mean Wage	Median Wage	Lowest Wage	Highest Wage
BLOOMBERG ASSOCIATES LLC, 25 E. 78TH STREET, NEW YORK, NY (https://www.google.com/maps/place/25%20E.%2078TH%20STREET,NEW%20YORK,NY)	Graph	1	\$75,000.00	\$75,000.00	\$75,000.00	\$75,000.00
MANHATTAN WEST LLC, 25 EAST 78TH STREET, NEW YORK, NY (https://www.google.com/maps/place/25%20EAST%2078TH%20STREET,NEW%20YORK,NY)	Graph	1	\$130,000.00	\$130,000.00	\$130,000.00	\$130,000.00
Totals	Graph	2	\$102,500.00	\$75,000.00	\$75,000.00	\$130,000.00

Employer Name/Worksite Address	Graph	Count	Mean Wage	Median Wage	Lowest Wage	Highest Wage
BLOOMBERG ASSOCIATES LLC, 25 E. 78TH STREET, NEW YORK, NY (https://www.google.com/maps/place/25%20E.%2078TH%20STREET,NEW%20YORK,NY)	Graph	1	\$75,000.00	\$75,000.00	\$75,000.00	\$75,000.00
MANHATTAN WEST LLC, 25 EAST 78TH STREET, NEW YORK, NY (https://www.google.com/maps/place/25%20EAST%2078TH%20STREET,NEW%20YORK,NY)	Graph	1	\$130,000.00	\$130,000.00	\$130,000.00	\$130,000.00
Totals	Graph	2	\$102,500.00	\$75,000.00	\$75,000.00	\$130,000.00

Latitude: 40.775959 Longitude: -73.93274

Employer Name/Employer Address	Graph	Count	Mean Wage	Median Wage	Lowest Wage	Highest Wage
AKI RENOVATIONS GROUP INC, 26-12 4TH STREET, ASTORIA, NY (https://www.google.com/maps/place/26-12%204TH%20STREET,ASTORIA,NY)	Graph	1	\$55,765.00	\$55,765.00	\$55,765.00	\$55,765.00
Totals	Graph	1	\$55,765.00	\$55,765.00	\$55,765.00	\$55,765.00

Employer Name/Worksite Address	Graph	Count	Mean Wage	Median Wage	Lowest Wage	Highest Wage
AKI RENOVATIONS GROUP INC, 26-12 4TH STREET, ASTORIA, NY (https://www.google.com/maps/place/26-12%204TH%20STREET,ASTORIA,NY)	Graph	1	\$55,765.00	\$55,765.00	\$55,765.00	\$55,765.00
Totals	Graph	1	\$55,765.00	\$55,765.00	\$55,765.00	\$55,765.00

Latitude: 40.77596 Longitude: -73.990341

Employer Name/Worksite Address	Graph	Count	Mean Wage	Median Wage	Lowest Wage
FUJITSU AMERICA, INC., 230 PARK AVENUE, NEW YORK, NY (https://www.google.com/maps/place/230%20PARK%20AVENUE,NEW%20YORK,NY)	Graph	1	\$86,226.00	\$86,226.00	\$86,226.00
NEW YORK PREPARATORY SCHOOL, WOODSIDE PRESCHOOL 167 RIVERSIDE DRIVE, NEW YORK, NY (https://www.google.com/maps/place/WOODSIDE%20PRESCHOOL%20167%20RIVERSIDE%20DRIVE,NEW%20YORK,NY)	Graph	1	\$32,000.00	\$32,000.00	\$32,000.00
YUANDA USA CORPORATION, 400 WEST 61ST STREET, NEW YORK, NY (https://www.google.com/maps/place/400%20WEST%2061ST%20STREET,NEW%20YORK,NY)	Graph	1	\$62,171.00	\$62,171.00	\$62,171.00
Totals	Graph	3	\$60,132.33	\$62,171.00	\$32,000.00

Latitude: 40.776005 Longitude: -73.961547

Employer Name/Employer Address	Graph	Count	Mean Wage	Median Wage	Lowest Wage	Highest Wage
DIAMOOS, INC., 68 EAST 79TH STREET, APT. 3E, NEW YORK, NY (https://www.google.com/maps/place/68%20EAST%2079TH%20STREET,%20APT.%203E,NEW%20YORK,NY)	Graph	1	\$40,000.00	\$40,000.00	\$40,000.00	\$40,000.00
Totals	Graph	1	\$40,000.00	\$40,000.00	\$40,000.00	\$40,000.00

Employer Name/Worksite Address	Graph	Count	Mean Wage	Median Wage	Lowest Wage	Highest Wage
DIAMOOS, INC., 68 EAST 79TH STREET, APT. 3E, NEW YORK, NY (https://www.google.com/maps/place/68%20EAST%2079TH%20STREET,%20APT.%203E,NEW%20YORK,NY)	Graph	1	\$40,000.00	\$40,000.00	\$40,000.00	\$40,000.00
Totals	Graph	1	\$40,000.00	\$40,000.00	\$40,000.00	\$40,000.00

Latitude: 40.776053 Longitude: -73.702997

Employer Name/Worksite Address	Graph	Count	Mean Wage	Median Wage	Lowest Wage	Highest Wage
NORTHWELL HEALTH, 300 COMMUNITY DRIVE, MANHASSET, NY (https://www.google.com/maps/place/300%20COMMUNITY%20DRIVE,MANHASSET,NY)	Graph	17	\$75,333.01	\$75,500.00	\$69,293.15	\$98,924.80
Totals	Graph	17	\$75,333.01	\$75,500.00	\$69,293.15	\$98,924.80

Latitude: 40.776054 Longitude: -73.417386

Employer Name/Worksite Address	Graph	Count	Mean Wage	Median Wage	Lowest Wage	Highest Wage
STERIS CORPORATION, 40 MELVILLE PARK ROAD, MELVILLE, NY (https://www.google.com/maps/place/40%20MELVILLE%20PARK%20ROAD,MELVILLE,NY)	Graph	1	\$74,663.00	\$74,663.00	\$74,663.00	\$74,663.00
Totals	Graph	1	\$74,663.00	\$74,663.00	\$74,663.00	\$74,663.00

Latitude: 40.776143 Longitude: -73.955906

Employer Name/Worksite Address	Graph	Count	Mean Wage	Median Wage	Lowest Wage	Highest Wage
DEALSTAT REI, INC., 200 E. 82ND STREET, NEW YORK, NY (https://www.google.com/maps/place/200%20E.%2082ND%20STREET,NEW%20YORK,NY)	Graph	1	\$80,000.00	\$80,000.00	\$80,000.00	\$80,000.00
Totals	Graph	1	\$80,000.00	\$80,000.00	\$80,000.00	\$80,000.00

Latitude: 40.776183 Longitude: -73.419623

Employer Name/Employer Address	Graph	Count	Mean Wage	Median Wage	Lowest Wage	Highest Wage
MTM BUSINESS SOLUTIONS LLC, 555 BROADHOLLOW ROAD, MELVILLE, NY (https://www.google.com/maps/place/555%20BROADHOLLOW%20ROAD,MELVILLE,NY)	Graph	3	\$98,333.33	\$90,000.00	\$80,000.00	\$125,000.00
Totals	Graph	3	\$98,333.33	\$90,000.00	\$80,000.00	\$125,000.00

Employer Name/Worksite Address	Graph	Count	Mean Wage	Median Wage	Lowest Wage	Highest Wage
MTM BUSINESS SOLUTIONS LLC, 555 BROADHOLLOW ROAD, MELVILLE, NY (https://www.google.com/maps/place/555%20BROADHOLLOW%20ROAD,MELVILLE,NY)	Graph	2	\$85,000.00	\$80,000.00	\$80,000.00	\$90,000.00
Totals	Graph	2	\$85,000.00	\$80,000.00	\$80,000.00	\$90,000.00

Latitude: 40.776369 Longitude: -73.087472

Employer Name/Employer Address	Graph	Count	Mean Wage	Median Wage	Lowest Wage	Highest Wage
CONTEMPORARY COMPUTER SERVICES, INC., 200 KNICKERBOCKER AVENUE, BOHEMIA, NY (https://www.google.com/maps/place/200%20KNICKERBOCKER%20AVENUE,BOHEMIA,NY)	Graph	2	\$54,579.00	\$54,579.00	\$54,579.00	\$54,579.00
Totals	Graph	2	\$54,579.00	\$54,579.00	\$54,579.00	\$54,579.00

Employer Name/Worksite Address	Graph	Count	Mean Wage	Median Wage	Lowest Wage	Highest Wage
CONTEMPORARY COMPUTER SERVICES, INC., 200 KNICKERBOCKER AVENUE, BOHEMIA, NY (https://www.google.com/maps/place/200%20KNICKERBOCKER%20AVENUE,BOHEMIA,NY)	Graph	2	\$54,579.00	\$54,579.00	\$54,579.00	\$54,579.00
Totals	Graph	2	\$54,579.00	\$54,579.00	\$54,579.00	\$54,579.00

Latitude: 40.776442 Longitude: -73.953514

Employer Name/Employer Address	Graph	Count	Mean Wage	Median Wage	Lowest Wage	Highest Wage
KANG COLLECTION INC., 9 EAST 82ND ST. #3A, NEW YORK, NY (https://www.google.com/maps/place/9%20EAST%2082ND%20ST.%20#3A,NEW%20YORK,NY)	Graph	1	\$50,294.40	\$50,294.40	\$50,294.40	\$50,294.40
Totals	Graph	1	\$50,294.40	\$50,294.40	\$50,294.40	\$50,294.40

Employer Name/Worksite Address	Graph	Count	Mean Wage
HERLAR LLC, 1441 3RD AVE, NEW YORK, NY (https://www.google.com/maps/place/1441%203RD%20AVE,NEW%20YORK,NY)	Graph	1	\$40,040.00
KANG COLLECTION INC., 9 EAST 82ND ST. #3A, NEW YORK, NY (https://www.google.com/maps/place/9%20EAST%2082ND%20ST.%20#3A,NEW%20YORK,NY)	Graph	1	\$50,294.40
MQUITY, LLC, 152 EAST 81ST ST, NEW YORK, NY (https://www.google.com/maps/place/152%20EAST%2081ST%20ST,NEW%20YORK,NY)	Graph	1	\$109,000.00
NEW YORK UNIVERSITY, INSTITUTE FOR THE STUDY OF THE ANCIENT WORLD, NEW YORK, NY (https://www.google.com/maps/place/INSTITUTE%20FOR%20THE%20STUDY%20OF%20THE%20ANCIENT%20WORLD,NEW%20YORK,NY)	Graph	1	\$120,120.00
NEW YORK UNIVERSITY, NYU INSTITUTE FOR THE STUDY OF THE ANCIENT WORLD, NEW YORK, NY (https://www.google.com/maps/place/NYU%20INSTITUTE%20FOR%20THE%20STUDY%20OF%20THE%20ANCIENT%20WORLD,NEW%20YORK,NY)	Graph	1	\$275,246.40
HERLAR LLC, 1441 3RD AVE., NEW YORK, NY (https://www.google.com/maps/place/1441%203RD%20AVE.,NEW%20YORK,NY)	Graph	2	\$39,405.60
WB ENGINEERING AND CONSULTING, PLLC, 110 WILLIAM STREET, 23RD FLOOR, NEW YORK, NY (https://www.google.com/maps/place/110%20WILLIAM%20STREET,%2023RD%20FLOOR,NEW%20YORK,NY)	Graph	2	\$69,747.50
Totals	Graph	9	\$90,334.11

Latitude: 40.776452 Longitude: -73.961947

Employer Name/Worksite Address	Graph	Count	Mean Wage	Median Wage	Lowest Wage	Highest Wage
COMPUTER SCIENCES CORPORATION, 1035 MADISON AVENUE, NEW YORK, NY (https://www.google.com/maps/place/1035%20MADISON%20AVENUE,NEW%20YORK,NY)	Graph	15	\$53,165.00	\$53,165.00	\$53,165.00	\$53,165.00
Totals	Graph	15	\$53,165.00	\$53,165.00	\$53,165.00	\$53,165.00

Latitude: 40.776728 Longitude: -73.963266

Employer Name/Worksite Address	Graph	Count	Mean Wage	Median Wage	Lowest Wage	Highest Wage
CLEARWATER CONTEMPORARY ART LLC, 16 EAST 79TH STREET, NEW YORK, NY (https://www.google.com/maps/place/16%20EAST%2079TH%20STREET,NEW%20YORK,NY)	Graph	1	\$41,600.00	\$41,600.00	\$41,600.00	\$41,600.00
Totals	Graph	1	\$41,600.00	\$41,600.00	\$41,600.00	\$41,600.00

Employer Name/Worksite Address	Graph	Count	Mean Wage	Median Wage	Lowest Wage	Highest Wage
CLEARWATER CONTEMPORARY ART LLC, 16 EAST 79TH STREET, NEW YORK, NY (https://www.google.com/maps/place/16%20EAST%2079TH%20STREET,NEW%20YORK,NY)	Graph	1	\$41,600.00	\$41,600.00	\$41,600.00	\$41,600.00
Totals	Graph	1	\$41,600.00	\$41,600.00	\$41,600.00	\$41,600.00

Latitude: 40.776875 Longitude: -73.603165

Employer Name/Worksite Address	Graph	Count	Mean Wage	Median Wage	Lowest Wage	Highest Wage
A&A PHYSICIANS PC., 70 OLD WESTBURY ROAD, OLD WESTBURY, NY (https://www.google.com/maps/place/70%20OLD%20WESTBURY%20ROAD,OLD%20WESTBURY,NY)	Graph	1	\$45,000.00	\$45,000.00	\$45,000.00	\$45,000.00
Totals	Graph	1	\$45,000.00	\$45,000.00	\$45,000.00	\$45,000.00

Employer Name/Worksite Address	Graph	Count	Mean Wage	Median Wage	Lowest Wage	Highest Wage
A&A PHYSICIANS PC., 70 OLD WESTBURY ROAD, OLD WESTBURY, NY (https://www.google.com/maps/place/70%20OLD%20WESTBURY%20ROAD,OLD%20WESTBURY,NY)	Graph	1	\$45,000.00	\$45,000.00	\$45,000.00	\$45,000.00
Totals	Graph	1	\$45,000.00	\$45,000.00	\$45,000.00	\$45,000.00

Latitude: 40.776886 Longitude: -73.099097

Employer Name/Worksite Address	Graph	Count	Mean Wage	Median Wage	Lowest Wage	Highest Wage
IMPACT ENVIRONMENTAL CLOSURES, INC., 170 KEYLAND COURT, BOHEMIA, NY (https://www.google.com/maps/place/170%20KEYLAND%20COURT,BOHEMIA,NY)	Graph	1	\$45,000.00	\$45,000.00	\$45,000.00	\$45,000.00
Totals	Graph	1	\$45,000.00	\$45,000.00	\$45,000.00	\$45,000.00

Employer Name/Worksite Address	Graph	Count	Mean Wage	Median Wage	Lowest Wage	Highest Wage
IMPACT ENVIRONMENTAL CLOSURES, INC., 170 KEYLAND COURT, BOHEMIA, NY (https://www.google.com/maps/place/170%20KEYLAND%20COURT,BOHEMIA,NY)	Graph	1	\$45,000.00	\$45,000.00	\$45,000.00	\$45,000.00
Totals	Graph	1	\$45,000.00	\$45,000.00	\$45,000.00	\$45,000.00

Latitude: 40.777022 Longitude: -73.412614

Employer Name/Worksite Address	Graph	Count	Mean Wage	Median Wage	Lowest Wage	Highest Wage
MINDTREE LIMITED, 75 MAXESS RD, MELVILLE, NY (https://www.google.com/maps/place/75%20MAXESS%20RD,MELVILLE,NY)	Graph	86	\$70,027.33	\$72,821.00	\$60,000.00	\$76,315.00

Employer Name/Worksite Address	Graph	Count	Mean Wage	Median Wage	Lowest Wage	Highest Wage
MINDTREE LIMITED, 75 MAXESS ROAD, MELVILLE, NY (https://www.google.com/maps/place/75%20MAXESS%20ROAD,MELVILLE,NY)	Graph	96	\$79,125.42	\$75,067.00	\$60,000.00	\$105,664.00
Totals	Graph	182	\$74,826.32	\$72,821.00	\$60,000.00	\$105,664.00

Latitude: 40.777191 Longitude: -73.10204

Employer Name/Worksite Address	Graph	Count	Mean Wage	Median Wage	Lowest Wage	Highest Wage
NBTY, INC., 60 ORVILLE DRIVE, BOHEMIA, NY (https://www.google.com/maps/place/60%20ORVILLE%20DRIVE,BOHEMIA,NY)	Graph	4	\$105,450.44	\$112,696.62	\$60,500.00	\$135,908.50
ORACLE AMERICA, INC., 60 ORVILLE DR., BOHEMIA, NY (https://www.google.com/maps/place/60%20ORVILLE%20DR.,BOHEMIA,NY)	Graph	7	\$94,402.14	\$101,107.00	\$70,000.00	\$101,107.00
INFOSYS LIMITED, 60 ORVILLE DR, BOHEMIA, NY (https://www.google.com/maps/place/60%20ORVILLE%20DR,BOHEMIA,NY)	Graph	54	\$80,148.06	\$72,821.00	\$67,931.00	\$124,743.00
Totals	Graph	65	\$83,240.18	\$75,553.00	\$60,500.00	\$135,908.50

Latitude: 40.777204 Longitude: -73.956373

Employer Name/Employer Address	Graph	Count	Mean Wage	Median Wage	Lowest Wage	Highest Wage
MAX2 INC., 164 EAST 83RD STREET, NEW YORK, NY (https://www.google.com/maps/place/164%20EAST%2083RD%20STREET,NEW%20YORK,NY)	Graph	4	\$92,961.75	\$90,813.00	\$70,221.00	\$120,000.00
Totals	Graph	4	\$92,961.75	\$90,813.00	\$70,221.00	\$120,000.00

Employer Name/Worksite Address	Graph	Count	Mean Wage	Median Wage	Lowest Wage	Highest Wage
MAX2 INC., 164 EAST 83RD STREET, NEW YORK, NY (https://www.google.com/maps/place/164%20EAST%2083RD%20STREET,NEW%20YORK,NY)	Graph	4	\$92,961.75	\$90,813.00	\$70,221.00	\$120,000.00
Totals	Graph	4	\$92,961.75	\$90,813.00	\$70,221.00	\$120,000.00

Latitude: 40.777278 Longitude: -73.956208

Employer Name/Employer Address	Graph	Count	Mean Wage	Median Wage	Lowest Wage	Highest Wage
MAX2 INC., 164-166 EAST 83RD STREET, NEW YORK, NY (https://www.google.com/maps/place/164-166%20EAST%2083RD%20STREET,NEW%20YORK,NY)	Graph	1	\$104,000.00	\$104,000.00	\$104,000.00	\$104,000.00
Totals	Graph	1	\$104,000.00	\$104,000.00	\$104,000.00	\$104,000.00

Employer Name/Worksite Address	Graph	Count	Mean Wage	Median Wage	Lowest Wage	Highest Wage
MAX2 INC., 164-166 EAST 83RD STREET, NEW YORK, NY (https://www.google.com/maps/place/164-166%20EAST%2083RD%20STREET,NEW%20YORK,NY)	Graph	1	\$104,000.00	\$104,000.00	\$104,000.00	\$104,000.00
Totals	Graph	1	\$104,000.00	\$104,000.00	\$104,000.00	\$104,000.00

Latitude: 40.77729 Longitude: -73.975256

Employer Name/Employer Address	Graph	Count	Mean Wage	Median Wage	Lowest Wage	Highest Wage
MANSION RECORDS LLC, 135 CENTRAL PARK WEST, NEW YORK, NY (https://www.google.com/maps/place/135%20CENTRAL%20PARK%20WEST,NEW%20YORK,NY)	Graph	2	\$80,000.00	\$80,000.00	\$80,000.00	\$80,000.00
Totals	Graph	2	\$80,000.00	\$80,000.00	\$80,000.00	\$80,000.00

Employer Name/Worksite Address	Graph	Count	Mean Wage	Median Wage	Lowest Wage	Highest Wage
MANSION RECORDS LLC, 135 CENTRAL PARK WEST, NEW YORK, NY (https://www.google.com/maps/place/135%20CENTRAL%20PARK%20WEST,NEW%20YORK,NY)	Graph	2	\$80,000.00	\$80,000.00	\$80,000.00	\$80,000.00
Totals	Graph	2	\$80,000.00	\$80,000.00	\$80,000.00	\$80,000.00

Latitude: 40.777328 Longitude: -73.731524

Employer Name/Worksite Address	Graph	Count	Mean Wage	Median Wage	Lowest Wage	Highest Wage
MCSAM HOTEL GROUP LLC, 420 GREAT NECK ROAD, GREAT NECK, NY (https://www.google.com/maps/place/420%20GREAT%20NECK%20ROAD,GREAT%20NECK,NY)	Graph	1	\$44,000.00	\$44,000.00	\$44,000.00	\$44,000.00
Totals	Graph	1	\$44,000.00	\$44,000.00	\$44,000.00	\$44,000.00

Employer Name/Worksite Address	Graph	Count	Mean Wage	Median Wage	Lowest Wage	Highest Wage
MCSAM HOTEL GROUP LLC, 420 GREAT NECK ROAD, GREAT NECK, NY (https://www.google.com/maps/place/420%20GREAT%20NECK%20ROAD,GREAT%20NECK,NY)	Graph	1	\$44,000.00	\$44,000.00	\$44,000.00	\$44,000.00
Totals	Graph	1	\$44,000.00	\$44,000.00	\$44,000.00	\$44,000.00

Latitude: 40.777419 Longitude: -73.425071

Employer Name/Worksite Address	Graph	Count	Mean Wage	Median Wage	Lowest Wage	Highest Wage
FIS MANAGEMENT SERVICES LLC, 1660 WALT WHITMAN ROAD, MELVILLE, NY (https://www.google.com/maps/place/1660%20WALT%20WHITMAN%20ROAD,MELVILLE,NY)	Graph	1	\$106,000.00	\$106,000.00	\$106,000.00	\$106,000.00
Totals	Graph	1	\$106,000.00	\$106,000.00	\$106,000.00	\$106,000.00

Latitude: 40.777429 Longitude: -73.962811

Employer Name/Worksite Address	Graph	Count	Mean Wage	Median Wage	Lowest Wage	Highest Wage
RISK MITIGATION SOLUTIONS NEW YORK CORPORATION, 12 E. 80TH STREET, NEW YORK, NY (https://www.google.com/maps/place/12%20E.%2080TH%20STREET,NEW%20YORK,NY)	Graph	1	\$146,058.00	\$146,058.00	\$146,058.00	\$146,058.00
Totals	Graph	1	\$146,058.00	\$146,058.00	\$146,058.00	\$146,058.00

Latitude: 40.777487 Longitude: -73.950654

Employer Name/Worksite Address	Graph	Count	Mean Wage	Median Wage	Lowest Wage	Highest Wage
THE INTERNATIONAL PRESCHOOLS, 345 E 86TH STREET, NEW YORK, NY (https://www.google.com/maps/place/345%20E%2086TH%20STREET,NEW%20YORK,NY)	Graph	2	\$33,280.00	\$33,280.00	\$33,280.00	\$33,280.00
Totals	Graph	2	\$33,280.00	\$33,280.00	\$33,280.00	\$33,280.00

Latitude: 40.777539 Longitude: -73.98874

Employer Name/Worksite Address	Graph	Count	Mean Wage	Median Wage	Lowest Wage	Highest Wage
HEDGE-IQ INC., 160 RIVERSIDE BOULEVARD, NEW YORK, NY (https://www.google.com/maps/place/160%20RIVERSIDE%20BOULEVARD,NEW%20YORK,NY)	Graph	1	\$81,036.80	\$81,036.80	\$81,036.80	\$81,036.80
Totals	Graph	1	\$81,036.80	\$81,036.80	\$81,036.80	\$81,036.80

Employer Name/Worksite Address	Graph	Count	Mean Wage	Median Wage	Lowest Wage	Highest Wage
--------------------------------	-------	-------	-----------	-------------	-------------	--------------

Employer Name/Worksite Address	Graph	Count	Mean Wage	Median Wage	Lowest Wage	Highest Wage
HEDGE-IQ INC., 160 RIVERSIDE BOULEVARD, NEW YORK, NY (https://www.google.com/maps/place/160%20RIVERSIDE%20BOULEVARD,NEW%20YORK,NY)	Graph	1	\$81,036.80	\$81,036.80	\$81,036.80	\$81,036.80
Totals	Graph	1	\$81,036.80	\$81,036.80	\$81,036.80	\$81,036.80

Latitude: 40.777667 Longitude: -73.97498

Employer Name/Employer Address	Graph	Count	Mean Wage	Median Wage	Lowest Wage	Highest Wage
MAXWELL C. SNOW, LLC., 145 CENTRAL PARK WEST, NEW YORK, NY (https://www.google.com/maps/place/145%20CENTRAL%20PARK%20WEST,NEW%20YORK,NY)	Graph	2	\$59,500.00	\$59,500.00	\$59,500.00	\$59,500.00
Totals	Graph	2	\$59,500.00	\$59,500.00	\$59,500.00	\$59,500.00

Employer Name/Worksite Address	Graph	Count	Mean Wage	Median Wage	Lowest Wage	Highest Wage
MAXWELL C. SNOW, LLC., 145 CENTRAL PARK WEST, NEW YORK, NY (https://www.google.com/maps/place/145%20CENTRAL%20PARK%20WEST,NEW%20YORK,NY)	Graph	2	\$59,500.00	\$59,500.00	\$59,500.00	\$59,500.00
Totals	Graph	2	\$59,500.00	\$59,500.00	\$59,500.00	\$59,500.00

Latitude: 40.777733 Longitude: -73.963107

Employer Name/Employer Address	Graph	Count	Mean Wage	Median Wage	Lowest Wage	Highest Wage
AMERICAN IRISH HISTORICAL SOCIETY, INC., 991 FIFTH AVENUE, NEW YORK, NY (https://www.google.com/maps/place/991%20FIFTH%20AVENUE,NEW%20%20YORK,NY)	Graph	1	\$62,500.00	\$62,500.00	\$62,500.00	\$62,500.00
Totals	Graph	1	\$62,500.00	\$62,500.00	\$62,500.00	\$62,500.00

Employer Name/Worksite Address	Graph	Count	Mean Wage	Median Wage	Lowest Wage	Highest Wage
AMERICAN IRISH HISTORICAL SOCIETY, INC., 991 FIFTH AVENUE, NEW YORK, NY (https://www.google.com/maps/place/991%20FIFTH%20AVENUE,NEW%20%20YORK,NY)	Graph	1	\$62,500.00	\$62,500.00	\$62,500.00	\$62,500.00
Totals	Graph	1	\$62,500.00	\$62,500.00	\$62,500.00	\$62,500.00

Latitude: 40.777767 Longitude: -73.725877

Employer Name/Employer Address	Graph	Count	Mean Wage	Median Wage	Lowest Wage	Highest Wage
A PLUS COVERAGE INC., 300 NORTHERN BLVD, #200, GREAT NECK, NY (https://www.google.com/maps/place/300%20NORTHERN%20BLVD,%20#200,GREAT%20NECK,NY)	Graph	1	\$65,354.00	\$65,354.00	\$65,354.00	\$65,354.00
Totals	Graph	1	\$65,354.00	\$65,354.00	\$65,354.00	\$65,354.00

Employer Name/Worksite Address	Graph	Count	Mean Wage	Median Wage	Lowest Wage	Highest Wage
A PLUS COVERAGE INC., 300 NORTHERN BLVD, #200, GREAT NECK, NY (https://www.google.com/maps/place/300%20NORTHERN%20BLVD,%20#200,GREAT%20NECK,NY)	Graph	1	\$65,354.00	\$65,354.00	\$65,354.00	\$65,354.00
Totals	Graph	1	\$65,354.00	\$65,354.00	\$65,354.00	\$65,354.00

Latitude: 40.77778 Longitude: -73.048721

Employer Name/Worksite Address	Graph	Count	Mean Wage	Median Wage	Lowest Wage	Highest Wage
IBLESOFT INC, 100 COLIN DRIVE, HOLBROOK, NY (https://www.google.com/maps/place/100%20COLIN%20DRIVE,HOLBROOK,NY)	Graph	1	\$62,000.00	\$62,000.00	\$62,000.00	\$62,000.00

Employer Name/Worksite Address	Graph	Count	Mean Wage	Median Wage	Lowest Wage	Highest Wage
Totals	Graph	1	\$62,000.00	\$62,000.00	\$62,000.00	\$62,000.00

Latitude: 40.777862 Longitude: -73.979695

Employer Name/Worksite Address	Graph	Count	Mean Wage	Median Wage	Lowest Wage	Highest Wage
MANNING SILVERSTEIN ARCHITECTS, P.C, 133 WEST 72ND STREET, SUITE 701, NEW YORK, NY (https://www.google.com/maps/place/133%20WEST%2072ND%20STREET,%20SUITE%20701,NEW%20YORK,NY)	Graph	1	\$42,000.00	\$42,000.00	\$42,000.00	\$42,000.00
Totals	Graph	1	\$42,000.00	\$42,000.00	\$42,000.00	\$42,000.00

Employer Name/Worksite Address	Graph	Count	Mean Wage	Median Wage	Lowest Wage	Highest Wage
MANNING SILVERSTEIN ARCHITECTS, P.C, 133 W 72ND ST, NEW YORK, NY (https://www.google.com/maps/place/133%20W%2072ND%20ST,NEW%20YORK,NY)	Graph	2	\$40,448.00	\$38,896.00	\$38,896.00	\$42,000.00
Totals	Graph	2	\$40,448.00	\$38,896.00	\$38,896.00	\$42,000.00

Latitude: 40.777895 Longitude: -73.04883

Employer Name/Worksite Address	Graph	Count	Mean Wage	Median Wage	Lowest Wage	Highest Wage
LONG ISLAND ANALYTICAL LABORATORIES, INC., 110 COLIN DRIVE, HOLBROOK, NY (https://www.google.com/maps/place/110%20COLIN%20DRIVE,HOLBROOK,NY)	Graph	1	\$66,331.00	\$66,331.00	\$66,331.00	\$66,331.00
Totals	Graph	1	\$66,331.00	\$66,331.00	\$66,331.00	\$66,331.00

Employer Name/Worksite Address	Graph	Count	Mean Wage	Median Wage	Lowest Wage	Highest Wage
LONG ISLAND ANALYTICAL LABORATORIES, INC., 110 COLIN DRIVE, HOLBROOK, NY (https://www.google.com/maps/place/110%20COLIN%20DRIVE,HOLBROOK,NY)	Graph	1	\$66,331.00	\$66,331.00	\$66,331.00	\$66,331.00
Totals	Graph	1	\$66,331.00	\$66,331.00	\$66,331.00	\$66,331.00

Latitude: 40.777924 Longitude: -73.472289

Employer Name/Worksite Address	Graph	Count	Mean Wage	Median Wage	Lowest Wage	Highest Wage
SAS INSTITUTE INC., 3 ARDIS LANE, PLAINVIEW, NY (https://www.google.com/maps/place/3%20ARDIS%20LANE,PLAINVIEW,NY)	Graph	1	\$108,680.00	\$108,680.00	\$108,680.00	\$108,680.00
Totals	Graph	1	\$108,680.00	\$108,680.00	\$108,680.00	\$108,680.00

Latitude: 40.777979 Longitude: -73.948652

Employer Name/Worksite Address	Graph	Count	Mean Wage	Median Wage	Lowest Wage	Highest Wage
LAP IMPORTS CORP, 1689 1ST AVE, NEW YORK, NY (https://www.google.com/maps/place/1689%201ST%20AVE,NEW%20YORK,NY)	Graph	1	\$29,681.60	\$29,681.60	\$29,681.60	\$29,681.60
Totals	Graph	1	\$29,681.60	\$29,681.60	\$29,681.60	\$29,681.60

Employer Name/Worksite Address	Graph	Count	Mean Wage	Median Wage	Lowest Wage	Highest Wage
LAP IMPORTS CORP, 1689 1ST AVE, NEW YORK, NY (https://www.google.com/maps/place/1689%201ST%20AVE,NEW%20YORK,NY)	Graph	1	\$29,681.60	\$29,681.60	\$29,681.60	\$29,681.60
Totals	Graph	1	\$29,681.60	\$29,681.60	\$29,681.60	\$29,681.60

Latitude: 40.778026 Longitude: -73.9887

Employer Name/Employer Address	Graph	Count	Mean Wage	Median Wage	Lowest Wage	Highest Wage
BILINGUAL BUDS NYC INC., 175 RIVERSIDE BOULEVARD, NEW YORK, NY (https://www.google.com/maps/place/175%20RIVERSIDE%20BOULEVARD,NEW%20YORK,NY)	Graph	5	\$36,360.00	\$37,860.00	\$32,240.00	\$41,600.00
Totals	Graph	5	\$36,360.00	\$37,860.00	\$32,240.00	\$41,600.00

Employer Name/Worksite Address	Graph	Count	Mean Wage	Median Wage	Lowest Wage	Highest Wage
BILINGUAL BUDS NYC INC., 175 RIVERSIDE BOULEVARD, NEW YORK, NY (https://www.google.com/maps/place/175%20RIVERSIDE%20BOULEVARD,NEW%20YORK,NY)	Graph	5	\$36,360.00	\$37,860.00	\$32,240.00	\$41,600.00
Totals	Graph	5	\$36,360.00	\$37,860.00	\$32,240.00	\$41,600.00

Latitude: 40.778237 Longitude: -73.290641

Employer Name/Employer Address	Graph	Count	Mean Wage	Median Wage	Lowest Wage	Highest Wage
UNIWARE MANAGEMENT CO. INC., 120 WILSHIRE BLVD, EDGEWOOD, NY (https://www.google.com/maps/place/120%20WILSHIRE%20BLVD,EDGEWOOD,NY)	Graph	1	\$47,840.00	\$47,840.00	\$47,840.00	\$47,840.00
Totals	Graph	1	\$47,840.00	\$47,840.00	\$47,840.00	\$47,840.00

Employer Name/Worksite Address	Graph	Count	Mean Wage	Median Wage	Lowest Wage	Highest Wage
UNIWARE MANAGEMENT CO. INC., 120 WILSHIRE BLVD, EDGEWOOD, NY (https://www.google.com/maps/place/120%20WILSHIRE%20BLVD,EDGEWOOD,NY)	Graph	1	\$47,840.00	\$47,840.00	\$47,840.00	\$47,840.00
Totals	Graph	1	\$47,840.00	\$47,840.00	\$47,840.00	\$47,840.00

Latitude: 40.778402 Longitude: -73.944889

Employer Name/Employer Address	Graph	Count	Mean Wage	Median Wage	Lowest Wage	Highest Wage
ASPHALT GREEN, INC., 555 EAST 90TH STREET, NEW YORK, NY (https://www.google.com/maps/place/555%20EAST%2090TH%20STREET,NEW%20YORK,NY)	Graph	1	\$75,000.00	\$75,000.00	\$75,000.00	\$75,000.00
Totals	Graph	1	\$75,000.00	\$75,000.00	\$75,000.00	\$75,000.00

Employer Name/Worksite Address	Graph	Count	Mean Wage	Median Wage	Lowest Wage	Highest Wage
ASPHALT GREEN, INC., 555 EAST 90TH STREET, NEW YORK, NY (https://www.google.com/maps/place/555%20EAST%2090TH%20STREET,NEW%20YORK,NY)	Graph	1	\$75,000.00	\$75,000.00	\$75,000.00	\$75,000.00
Totals	Graph	1	\$75,000.00	\$75,000.00	\$75,000.00	\$75,000.00

Latitude: 40.778407 Longitude: -73.958578

Employer Name/Employer Address	Graph	Count	Mean Wage	Median Wage	Lowest Wage	Highest Wage
LOYOLA SCHOOL, 980 PARK AVENUE, NEW YORK, NY (https://www.google.com/maps/place/980%20PARK%20AVENUE,NEW%20YORK,NY)	Graph	1	\$172,000.00	\$172,000.00	\$172,000.00	\$172,000.00
Totals	Graph	1	\$172,000.00	\$172,000.00	\$172,000.00	\$172,000.00

Employer Name/Worksite Address	Graph	Count	Mean Wage	Median Wage	Lowest Wage	Highest Wage
LOYOLA SCHOOL, 980 PARK AVENUE, NEW YORK, NY (https://www.google.com/maps/place/980%20PARK%20AVENUE,NEW%20YORK,NY)	Graph	1	\$172,000.00	\$172,000.00	\$172,000.00	\$172,000.00
Totals	Graph	1	\$172,000.00	\$172,000.00	\$172,000.00	\$172,000.00

Latitude: 40.77843 Longitude: -73.102019

Employer Name/Worksite Address	Graph	Count	Mean Wage	Median Wage	Lowest Wage	Highest Wage
MERITIOUS SERVICES, INC., 55 ORVILLE DR., BOHEMIA, NY (https://www.google.com/maps/place/55%20ORVILLE%20DR.,BOHEMIA,NY)	Graph	1	\$60,000.00	\$60,000.00	\$60,000.00	\$60,000.00
MINDTREE LIMITED, 55 ORVILLE DR, BOHEMIA, NY (https://www.google.com/maps/place/55%20ORVILLE%20DR,BOHEMIA,NY)	Graph	20	\$60,000.00	\$60,000.00	\$60,000.00	\$60,000.00
SITA INFORMATION NETWORKING COMPUTING USA, INC., 55 ORVILLE DRIVE, BOHEMIA, NY (https://www.google.com/maps/place/55%20ORVILLE%20DRIVE,BOHEMIA,NY)	Graph	20	\$76,225.15	\$73,000.00	\$60,000.00	\$118,751.00
Totals	Graph	41	\$67,914.71	\$60,000.00	\$60,000.00	\$118,751.00

Latitude: 40.778574 Longitude: -73.953227

Employer Name/Employer Address	Graph	Count	Mean Wage	Median Wage	Lowest Wage	Highest Wage
HELENE W. HARTIG, ESQ., 233 EAST 86TH STREET, SUITE 2A, NEW YORK, NY (https://www.google.com/maps/place/233%20EAST%2086TH%20STREET,%20SUITE%202A,NEW%20YORK,NY)	Graph	2	\$80,000.00	\$80,000.00	\$80,000.00	\$80,000.00
Totals	Graph	2	\$80,000.00	\$80,000.00	\$80,000.00	\$80,000.00

Employer Name/Worksite Address	Graph	Count	Mean Wage	Median Wage	Lowest Wage	Highest Wage
HELENE W. HARTIG, ESQ., 233 EAST 86TH STREET, SUITE 2A, NEW YORK, NY (https://www.google.com/maps/place/233%20EAST%2086TH%20STREET,%20SUITE%202A,NEW%20YORK,NY)	Graph	2	\$80,000.00	\$80,000.00	\$80,000.00	\$80,000.00
Totals	Graph	2	\$80,000.00	\$80,000.00	\$80,000.00	\$80,000.00

Latitude: 40.778626 Longitude: -73.98396

Employer Name/Employer Address	Graph	Count	Mean Wage	Median Wage	Lowest Wage	Highest Wage
BEACON PLATFORM INCORPORATED, 260 WEST 71ST STREET, NEW YORK, NY (https://www.google.com/maps/place/260%20WEST%2071ST%20STREET,NEW%20YORK,NY)	Graph	3	\$100,000.00	\$90,000.00	\$90,000.00	\$120,000.00
Totals	Graph	3	\$100,000.00	\$90,000.00	\$90,000.00	\$120,000.00

Employer Name/Worksite Address	Graph	Count	Mean Wage	Median Wage	Lowest Wage	Highest Wage
BEACON PLATFORM INCORPORATED, 260 WEST 71ST STREET, NEW YORK, NY (https://www.google.com/maps/place/260%20WEST%2071ST%20STREET,NEW%20YORK,NY)	Graph	1	\$90,000.00	\$90,000.00	\$90,000.00	\$90,000.00
Totals	Graph	1	\$90,000.00	\$90,000.00	\$90,000.00	\$90,000.00

Latitude: 40.778681 Longitude: -73.839617

Employer Name/Employer Address	Graph	Count	Mean Wage	Median Wage	Lowest Wage	Highest Wage
JSL DESIGN INC, 130-17 23RD AVENUE, COLLEGE POINT, NY (https://www.google.com/maps/place/130-17%2023RD%20AVENUE,COLLEGE%20POINT,NY)	Graph	1	\$55,764.80	\$55,764.80	\$55,764.80	\$55,764.80
SITE ENTER INC, 130-17 23RD AVENUE, COLLEGE POINT, NY (https://www.google.com/maps/place/130-17%2023RD%20AVENUE,COLLEGE%20POINT,NY)	Graph	1	\$42,536.00	\$42,536.00	\$42,536.00	\$42,536.00
SITE ENTER INC., 130-17 23RD AVE., COLLEGE POINT, NY (https://www.google.com/maps/place/130-17%2023RD%20AVE.,COLLEGE%20POINT,NY)	Graph	2	\$42,000.00	\$42,000.00	\$42,000.00	\$42,000.00
Totals	Graph	4	\$45,575.20	\$42,000.00	\$42,000.00	\$55,764.80

Employer Name/Worksite Address	Graph	Count	Mean Wage	Median Wage	Lowest Wage	Highest Wage
--------------------------------	-------	-------	-----------	-------------	-------------	--------------

Employer Name/Worksite Address	Graph	Count	Mean Wage	Median Wage	Lowest Wage	Highest Wage
SITE ENTER INC., 130-17 23RD AVE., COLLEGE POINT, NY (https://www.google.com/maps/place/130-17%2023RD%20AVE.,COLLEGE%20POINT,NY)	Graph	1	\$42,000.00	\$42,000.00	\$42,000.00	\$42,000.00
SITE ENTER INC, 130-17 23RD AVENUE, COLLEGE POINT, NY (https://www.google.com/maps/place/130-17%2023RD%20AVENUE,COLLEGE%20POINT,NY)	Graph	2	\$49,150.40	\$42,536.00	\$42,536.00	\$55,764.80
Totals	Graph	3	\$46,766.93	\$42,536.00	\$42,000.00	\$55,764.80

Latitude: 40.778757 Longitude: -73.90002

Employer Name/Employer Address	Graph	Count	Mean Wage	Median Wage	Lowest Wage	Highest Wage
ECD NY INC., 35-12 19TH AVENUE, ASTORIA, NY (https://www.google.com/maps/place/35-12%2019TH%20AVENUE,ASTORIA,NY)	Graph	1	\$200,000.00	\$200,000.00	\$200,000.00	\$200,000.00
ECDNY INC., 35-12 19TH AVENUE, ASTORIA, NY (https://www.google.com/maps/place/35-12%2019TH%20AVENUE,ASTORIA,NY)	Graph	1	\$60,000.00	\$60,000.00	\$60,000.00	\$60,000.00
Totals	Graph	2	\$130,000.00	\$60,000.00	\$60,000.00	\$200,000.00

Employer Name/Worksite Address	Graph	Count	Mean Wage	Median Wage	Lowest Wage	Highest Wage
ECDNY INC., 35-12 19TH AVENUE, ASTORIA, NY (https://www.google.com/maps/place/35-12%2019TH%20AVENUE,ASTORIA,NY)	Graph	2	\$130,000.00	\$60,000.00	\$60,000.00	\$200,000.00
Totals	Graph	2	\$130,000.00	\$60,000.00	\$60,000.00	\$200,000.00

Latitude: 40.778813 Longitude: -73.96232

Employer Name/Employer Address	Graph	Count	Mean Wage	Median Wage	Lowest Wage	Highest Wage
THE METROPOLITAN MUSEUM OF ART, 1000 FIFTH AVENUE, NEW YORK, NY (https://www.google.com/maps/place/1000%20FIFTH%20AVENUE,NEW%20YORK,NY)	Graph	17	\$94,374.21	\$77,000.00	\$47,985.60	\$241,000.00
Totals	Graph	17	\$94,374.21	\$77,000.00	\$47,985.60	\$241,000.00

Employer Name/Worksite Address	Graph	Count	Mean Wage	Median Wage	Lowest Wage	Highest Wage
THE METROPOLITAN MUSEUM OF ART, 1000 FIFTH AVENUE, NEW YORK, NY (https://www.google.com/maps/place/1000%20FIFTH%20AVENUE,NEW%20YORK,NY)	Graph	17	\$94,374.21	\$77,000.00	\$47,985.60	\$241,000.00
Totals	Graph	17	\$94,374.21	\$77,000.00	\$47,985.60	\$241,000.00

Latitude: 40.778816 Longitude: -73.104997

Employer Name/Employer Address	Graph	Count	Mean Wage	Median Wage	Lowest Wage	Highest Wage
BGA TECHNOLOGY, LLC., 116 WILBUR PLACE, BOHEMIA, NY (https://www.google.com/maps/place/116%20WILBUR%20PLACE,BOHEMIA,NY)	Graph	1	\$74,422.00	\$74,422.00	\$74,422.00	\$74,422.00
Totals	Graph	1	\$74,422.00	\$74,422.00	\$74,422.00	\$74,422.00

Employer Name/Worksite Address	Graph	Count	Mean Wage	Median Wage	Lowest Wage	Highest Wage
BGA TECHNOLOGY, LLC., 116 WILBUR PLACE, BOHEMIA, NY (https://www.google.com/maps/place/116%20WILBUR%20PLACE,BOHEMIA,NY)	Graph	1	\$74,422.00	\$74,422.00	\$74,422.00	\$74,422.00
Totals	Graph	1	\$74,422.00	\$74,422.00	\$74,422.00	\$74,422.00

Latitude: 40.778853 Longitude: -73.562067

Employer Name/Employer Address	Graph	Count	Mean Wage	Median Wage	Lowest Wage	Highest Wage
PUBLISHERS CLEARING HOUSE, LLC, 300 JERICHO QUADRANGLE, JERICHO, NY (https://www.google.com/maps/place/300%20JERICHO%20QUADRANGLE,JERICHO,NY)	Graph	1	\$100,000.00	\$100,000.00	\$100,000.00	\$100,000.00
Totals	Graph	1	\$100,000.00	\$100,000.00	\$100,000.00	\$100,000.00

Employer Name/Worksite Address	Graph	Count	Mean Wage	Median Wage	Lowest Wage	Highest Wage
FRIENDLY CONSULTANTS INC., 300 JERICHO QUADRANGLE #300, JERICHO, NY (https://www.google.com/maps/place/300%20JERICHO%20QUADRANGLE%20#300,JERICHO,NY)	Graph	2	\$61,901.00	\$61,901.00	\$61,901.00	\$61,901.00
CSC HOLDINGS, LLC, 200 JERICHO QUADRANGLE, JERICHO, NY (https://www.google.com/maps/place/200%20JERICHO%20QUADRANGLE,JERICHO,NY)	Graph	4	\$93,223.95	\$91,032.81	\$67,000.00	\$110,313.00
CYBERTHINK INC, 300 JERICHO QUADRANGLE, JERICHO, NY (https://www.google.com/maps/place/300%20JERICHO%20QUADRANGLE,JERICHO,NY)	Graph	11	\$80,447.00	\$76,000.00	\$60,000.00	\$104,000.00
Totals	Graph	17	\$81,271.46	\$76,000.00	\$60,000.00	\$110,313.00

Latitude: 40.778972 Longitude: -73.90625

Employer Name/Worksite Address	Graph	Count	Mean Wage	Median Wage	Lowest Wage	Highest Wage
STRUCTURAL GROUP, INC., 35-21 VERNON BLVD., LONG ISLAND CITY, NY (https://www.google.com/maps/place/35-21%20VERNON%20BLVD.,LONG%20ISLAND%20CITY,NY)	Graph	1	\$112,476.83	\$112,476.83	\$112,476.83	\$112,476.83
MEGA CONTRACTING GROUP LLC, MEGA CONTRACTING GROUP LLC, ASTORIA, NY (https://www.google.com/maps/place/MEGA%20CONTRACTING%20GROUP%20LLC,ASTORIA,NY)	Graph	5	\$65,407.60	\$72,467.00	\$47,466.00	\$72,467.00
Totals	Graph	6	\$73,252.47	\$72,467.00	\$47,466.00	\$112,476.83

Latitude: 40.779109 Longitude: -72.944439

Employer Name/Worksite Address	Graph	Count	Mean Wage	Median Wage	Lowest Wage	Highest Wage
EUREKA INFOTECH, INC, 685 STATION ROAD, BELLPORT, NY (https://www.google.com/maps/place/685%20STATION%20ROAD,BELLPORT,NY)	Graph	1	\$54,579.00	\$54,579.00	\$54,579.00	\$54,579.00
Totals	Graph	1	\$54,579.00	\$54,579.00	\$54,579.00	\$54,579.00

Latitude: 40.77921 Longitude: -73.947593

Employer Name/Employer Address	Graph	Count	Mean Wage	Median Wage	Lowest Wage	Highest Wage
ADVISABLE PONCHO LLC, 1732 1ST AVENUE #20535, NEW YORK, NY (https://www.google.com/maps/place/1732%201ST%20AVENUE%20#20535,NEW%20YORK,NY)	Graph	1	\$65,000.00	\$65,000.00	\$65,000.00	\$65,000.00
NOMAD SG LLC, 1732 1ST AVENUE, NEW YORK, NY (https://www.google.com/maps/place/1732%201ST%20AVENUE,NEW%20YORK,NY)	Graph	1	\$60,000.00	\$60,000.00	\$60,000.00	\$60,000.00
PUREPROFILE US INC., 1732 1ST AVENUE # 24643, NEW YORK, NY (https://www.google.com/maps/place/1732%201ST%20AVENUE%20#%2024643,NEW%20YORK,NY)	Graph	1	\$130,000.00	\$130,000.00	\$130,000.00	\$130,000.00
Totals	Graph	3	\$85,000.00	\$65,000.00	\$60,000.00	\$130,000.00

Employer Name/Worksite Address	Graph	Count	Mean Wage	Median Wage	Lowest Wage	Highest Wage
ADVISABLE PONCHO LLC, 1732 1ST AVENUE #20535, NEW YORK, NY (https://www.google.com/maps/place/1732%201ST%20AVENUE%20#20535,NEW%20YORK,NY)	Graph	1	\$65,000.00	\$65,000.00	\$65,000.00	\$65,000.00
NOMAD SG LLC, 1732 1ST AVENUE, NEW YORK, NY (https://www.google.com/maps/place/1732%201ST%20AVENUE,NEW%20YORK,NY)	Graph	4	\$67,665.60	\$70,220.80	\$60,000.00	\$70,220.80
Totals	Graph	5	\$67,132.48	\$70,220.80	\$60,000.00	\$70,220.80

Latitude: 40.779245 Longitude: -73.453868

Employer Name/Employer Address	Graph	Count	Mean Wage	Median Wage	Lowest Wage	Highest Wage
FURNITURE DESIGN STUDIOS, INC., 1500 OLD COUNTRY ROAD, PLAINVIEW, NY (https://www.google.com/maps/place/1500%20OLD%20COUNTRY%20ROAD,PLAINVIEW,NY)	Graph	1	\$60,528.00	\$60,528.00	\$60,528.00	\$60,528.00
Totals	Graph	1	\$60,528.00	\$60,528.00	\$60,528.00	\$60,528.00

Employer Name/Worksite Address	Graph	Count	Mean Wage	Median Wage	Lowest Wage	Highest Wage
FURNITURE DESIGN STUDIOS, INC., 1500 OLD COUNTRY ROAD, PLAINVIEW, NY (https://www.google.com/maps/place/1500%20OLD%20COUNTRY%20ROAD,PLAINVIEW,NY)	Graph	1	\$60,528.00	\$60,528.00	\$60,528.00	\$60,528.00
Totals	Graph	1	\$60,528.00	\$60,528.00	\$60,528.00	\$60,528.00

Latitude: 40.779249 Longitude: -73.733795

Employer Name/Employer Address	Graph	Count	Mean Wage	Median Wage	Lowest Wage	Highest Wage
LAWRENCE PINNER, PINNER ASSOCIATES, 98 CUTTER MILL ROAD, GREAT NECK, NY (https://www.google.com/maps/place/98%20CUTTER%20MILL%20ROAD,GREAT%20NECK,NY)	Graph	2	\$47,923.20	\$47,923.20	\$47,923.20	\$47,923.20
Totals	Graph	2	\$47,923.20	\$47,923.20	\$47,923.20	\$47,923.20

Employer Name/Worksite Address	Graph	Count	Mean Wage	Median Wage	Lowest Wage	Highest Wage
LAWRENCE PINNER, PINNER ASSOCIATES, 98 CUTTER MILL ROAD, GREAT NECK, NY (https://www.google.com/maps/place/98%20CUTTER%20MILL%20ROAD,GREAT%20NECK,NY)	Graph	2	\$47,923.20	\$47,923.20	\$47,923.20	\$47,923.20
Totals	Graph	2	\$47,923.20	\$47,923.20	\$47,923.20	\$47,923.20

Latitude: 40.779302 Longitude: -73.498819

Employer Name/Employer Address	Graph	Count	Mean Wage	Median Wage	Lowest Wage	Highest Wage
AAA LANGUAGE LEARNING SERVICE, INC., 29 ONTARIO AVE, PLAINVIEW, NY (https://www.google.com/maps/place/29%20ONTARIO%20AVE,PLAINVIEW,NY)	Graph	1	\$51,000.00	\$51,000.00	\$51,000.00	\$51,000.00
Totals	Graph	1	\$51,000.00	\$51,000.00	\$51,000.00	\$51,000.00

Employer Name/Worksite Address	Graph	Count	Mean Wage	Median Wage	Lowest Wage	Highest Wage
AAA LANGUAGE LEARNING SERVICE, INC., 29 ONTARIO AVE, PLAINVIEW, NY (https://www.google.com/maps/place/29%20ONTARIO%20AVE,PLAINVIEW,NY)	Graph	1	\$51,000.00	\$51,000.00	\$51,000.00	\$51,000.00
Totals	Graph	1	\$51,000.00	\$51,000.00	\$51,000.00	\$51,000.00

Latitude: 40.779358 Longitude: -73.722464

Employer Name/Employer Address	Graph	Count	Mean Wage	Median Wage	Lowest Wage	Highest Wage
NY HERMES DESIGNS INC, 400 NORTHERN BLVD, GREAT NECK, NY (https://www.google.com/maps/place/400%20NORTHERN%20BLVD,GREAT%20NECK,NY)	Graph	1	\$40,000.00	\$40,000.00	\$40,000.00	\$40,000.00
Totals	Graph	1	\$40,000.00	\$40,000.00	\$40,000.00	\$40,000.00

Employer Name/Worksite Address	Graph	Count	Mean Wage	Median Wage	Lowest Wage	Highest Wage
NY HERMES DESIGNS INC, 400 NORTHERN BLVD, GREAT NECK, NY (https://www.google.com/maps/place/400%20NORTHERN%20BLVD,GREAT%20NECK,NY)	Graph	1	\$40,000.00	\$40,000.00	\$40,000.00	\$40,000.00
Totals	Graph	1	\$40,000.00	\$40,000.00	\$40,000.00	\$40,000.00

Latitude: 40.779497 Longitude: -73.839784

Employer Name/Employer Address	Graph	Count	Mean Wage	Median Wage	Lowest Wage	Highest Wage
ZERED INC., 22-42 129TH STREET, COLLEGE POINT, NY (https://www.google.com/maps/place/22-42%20129TH%20STREET,COLLEGE%20POINT,NY)	Graph	1	\$78,520.00	\$78,520.00	\$78,520.00	\$78,520.00
Totals	Graph	1	\$78,520.00	\$78,520.00	\$78,520.00	\$78,520.00

Employer Name/Worksite Address	Graph	Count	Mean Wage	Median Wage	Lowest Wage	Highest Wage
ZERED INC., 22-42 129TH STREET, COLLEGE POINT, NY (https://www.google.com/maps/place/22-42%20129TH%20STREET,COLLEGE%20POINT,NY)	Graph	1	\$78,520.00	\$78,520.00	\$78,520.00	\$78,520.00
Totals	Graph	1	\$78,520.00	\$78,520.00	\$78,520.00	\$78,520.00

Latitude: 40.779545 Longitude: -73.73344

Employer Name/Employer Address	Graph	Count	Mean Wage	Median Wage	Lowest Wage	Highest Wage
MANHATTAN BRIDGE CAPITAL, INC., 60 CUTTER MILL ROAD, GREAT NECK, NY (https://www.google.com/maps/place/60%20CUTTER%20MILL%20ROAD,GREAT%20NECK,NY)	Graph	1	\$40,000.00	\$40,000.00	\$40,000.00	\$40,000.00
CROWDFUNZ HOLDING LLC, 60 CUTTER MILL RD, GREAT NECK, NY (https://www.google.com/maps/place/60%20CUTTER%20MILL%20RD,GREAT%20NECK,NY)	Graph	2	\$52,691.00	\$45,000.00	\$45,000.00	\$60,382.00
Totals	Graph	3	\$48,460.67	\$45,000.00	\$40,000.00	\$60,382.00

Employer Name/Worksite Address	Graph	Count	Mean Wage	Median Wage	Lowest Wage	Highest Wage
CROWDFUNZ HOLDING LLC, 60 CUTTER MILL ROAD, GREAT NECK, NY (https://www.google.com/maps/place/60%20CUTTER%20MILL%20ROAD,GREAT%20NECK,NY)	Graph	3	\$48,460.67	\$45,000.00	\$40,000.00	\$60,382.00
Totals	Graph	3	\$48,460.67	\$45,000.00	\$40,000.00	\$60,382.00

Latitude: 40.779659 Longitude: -73.957664

Employer Name/Employer Address	Graph	Count	Mean Wage	Median Wage	Lowest Wage	Highest Wage
NAVIMIZE, LLC, 1020 PARK AVENUE, NEW YORK, NY (https://www.google.com/maps/place/1020%20PARK%20AVENUE,NEW%20YORK,NY)	Graph	1	\$71,780.80	\$71,780.80	\$71,780.80	\$71,780.80
Totals	Graph	1	\$71,780.80	\$71,780.80	\$71,780.80	\$71,780.80

Employer Name/Worksite Address	Graph	Count	Mean Wage	Median Wage	Lowest Wage	Highest Wage
NAVIMIZE, LLC, 1020 PARK AVENUE, NEW YORK, NY (https://www.google.com/maps/place/1020%20PARK%20AVENUE,NEW%20YORK,NY)	Graph	1	\$71,780.80	\$71,780.80	\$71,780.80	\$71,780.80
Totals	Graph	1	\$71,780.80	\$71,780.80	\$71,780.80	\$71,780.80

Latitude: 40.779719 Longitude: -73.722002

Employer Name/Employer Address	Graph	Count	Mean Wage	Median Wage	Lowest Wage	Highest Wage
REDDY CARE PHYSICAL THERAPY, P.C., 475 NORTHERN BLVD, GREAT NECK, NY (https://www.google.com/maps/place/475%20NORTHERN%20BLVD,GREAT%20NECK,NY)	Graph	1	\$62,504.00	\$62,504.00	\$62,504.00	\$62,504.00
RELIANCE STAR PAYMENT SERVICES INC., 475 NORTHERN BLVD, GREAT NECK, NY (https://www.google.com/maps/place/475%20NORTHERN%20BLVD,GREAT%20NECK,NY)	Graph	1	\$43,014.40	\$43,014.40	\$43,014.40	\$43,014.40
Totals	Graph	2	\$52,759.20	\$43,014.40	\$43,014.40	\$62,504.00

Employer Name/Worksite Address	Graph	Count	Mean Wage	Median Wage	Lowest Wage	Highest Wage
REDDY CARE PHYSICAL THERAPY, P.C., 475 NORTHERN BOULEVARD, GREAT NECK, NY (https://www.google.com/maps/place/475%20NORTHERN%20BOULEVARD,GREAT%20NECK,NY)	Graph	1	\$62,504.00	\$62,504.00	\$62,504.00	\$62,504.00
RELIANCE STAR PAYMENT SERVICES INC., 475 NORTHERN BLVD, GREAT NECK, NY (https://www.google.com/maps/place/475%20NORTHERN%20BLVD,GREAT%20NECK,NY)	Graph	1	\$43,014.40	\$43,014.40	\$43,014.40	\$43,014.40
Totals	Graph	2	\$52,759.20	\$43,014.40	\$43,014.40	\$62,504.00

Latitude: 40.779748 Longitude: -73.839771

Employer Name/Employer Address	Graph	Count	Mean Wage	Median Wage	Lowest Wage	Highest Wage
SINOELITE CORP., 22-26 129TH STREET, FLUSHING, NY (https://www.google.com/maps/place/22-26%20129TH%20STREET,FLUSHING,NY)	Graph	1	\$53,705.60	\$53,705.60	\$53,705.60	\$53,705.60
Totals	Graph	1	\$53,705.60	\$53,705.60	\$53,705.60	\$53,705.60

Employer Name/Worksite Address	Graph	Count	Mean Wage	Median Wage	Lowest Wage	Highest Wage
SINOELITE CORP., 22-26 129TH STREET, FLUSHING, NY (https://www.google.com/maps/place/22-26%20129TH%20STREET,FLUSHING,NY)	Graph	1	\$53,705.60	\$53,705.60	\$53,705.60	\$53,705.60
Totals	Graph	1	\$53,705.60	\$53,705.60	\$53,705.60	\$53,705.60

Latitude: 40.779894 Longitude: -73.721596

Employer Name/Employer Address	Graph	Count	Mean Wage	Median Wage	Lowest Wage	Highest Wage
PARAMOUNT INTERNATIONAL ENTERPRIZE INC, 505 NORTHERN BLVD, SUITE 205, GREAT NECK, NY (https://www.google.com/maps/place/505%20NORTHERN%20BLVD,%20SUITE%20205,GREAT%20NECK,NY)	Graph	1	\$49,920.00	\$49,920.00	\$49,920.00	\$49,920.00
Totals	Graph	1	\$49,920.00	\$49,920.00	\$49,920.00	\$49,920.00

Employer Name/Worksite Address	Graph	Count	Mean Wage	Median Wage	Lowest Wage	Highest Wage
PARAMOUNT INTERNATIONAL ENTERPRIZE INC, 505 NORTHERN BLVD, SUITE 205, GREAT NECK, NY (https://www.google.com/maps/place/505%20NORTHERN%20BLVD,%20SUITE%20205,GREAT%20NECK,NY)	Graph	1	\$49,920.00	\$49,920.00	\$49,920.00	\$49,920.00
Totals	Graph	1	\$49,920.00	\$49,920.00	\$49,920.00	\$49,920.00

Latitude: 40.779909 Longitude: -73.952351

Employer Name/Worksite Address	Graph	Count	Mean Wage	Median Wage	Lowest Wage	Highest Wage
CISCO SYSTEMS, INC., 213 E 88TH STREET, NEW YORK, NY (https://www.google.com/maps/place/213%20E%2088TH%20STREET,NEW%20YORK,NY)	Graph	1	\$138,299.00	\$138,299.00	\$138,299.00	\$138,299.00
Totals	Graph	1	\$138,299.00	\$138,299.00	\$138,299.00	\$138,299.00

Latitude: 40.77992 Longitude: -73.912944

Employer Name/Employer Address	Graph	Count	Mean Wage	Median Wage	Lowest Wage	Highest Wage
AMERIWAL INTERLATIONAL INC, 21-35 CRESCENT STREET, ASTORIA, NY (https://www.google.com/maps/place/21-35%20CRESCENT%20STREET,ASTORIA,NY)	Graph	1	\$54,412.80	\$54,412.80	\$54,412.80	\$54,412.80
AMERIWAL INTERNATIONAL INC, 21-35 CRESCENT ST, ASTORIA, NY (https://www.google.com/maps/place/21-35%20CRESCENT%20ST,ASTORIA,NY)	Graph	2	\$56,305.60	\$54,412.80	\$54,412.80	\$58,198.40
Totals	Graph	3	\$55,674.67	\$54,412.80	\$54,412.80	\$58,198.40

Employer Name/Worksite Address	Graph	Count	Mean Wage	Median Wage	Lowest Wage	Highest Wage
AMERIWA INTERNATIONAL INC, 21-35 CRESCENT STREET, ASTORIA, NY (https://www.google.com/maps/place/21-35%20CRESCENT%20STREET,ASTORIA,NY)	Graph	1	\$54,412.80	\$54,412.80	\$54,412.80	\$54,412.80
AMERIWA INTERNATIONAL INC, 21-35 CRESCENT ST, NEW YORK, NY (https://www.google.com/maps/place/21-35%20CRESCENT%20ST,NEW%20YORK,NY)	Graph	2	\$56,305.60	\$54,412.80	\$54,412.80	\$58,198.40
Totals	Graph	3	\$55,674.67	\$54,412.80	\$54,412.80	\$58,198.40

Latitude: 40.779932 Longitude: -73.337162

Employer Name/Worksite Address	Graph	Count	Mean Wage	Median Wage	Lowest Wage	Highest Wage
UPPER ROOM MINISTRIES, INC., 722 DEER PARK ROAD, DIX HILL, NY (https://www.google.com/maps/place/722%20DEER%20PARK%20ROAD,DIX%20HILL,NY)	Graph	1	\$39,998.40	\$39,998.40	\$39,998.40	\$39,998.40
Totals	Graph	1	\$39,998.40	\$39,998.40	\$39,998.40	\$39,998.40

Latitude: 40.779949 Longitude: -73.984455

Employer Name/Employer Address	Graph	Count	Mean Wage	Median Wage	Lowest Wage	Highest Wage
BRAIN RESOURCE COMPANY LLC, 263 WEST END AVE, NEW YORK, NY (https://www.google.com/maps/place/263%20WEST%20END%20AVE,NEW%20YORK,NY)	Graph	2	\$46,800.00	\$46,800.00	\$46,800.00	\$46,800.00
Totals	Graph	2	\$46,800.00	\$46,800.00	\$46,800.00	\$46,800.00

Employer Name/Worksite Address	Graph	Count	Mean Wage	Median Wage	Lowest Wage	Highest Wage
BRAIN RESOURCE COMPANY LLC, 263 WEST END AVE, NEW YORK, NY (https://www.google.com/maps/place/263%20WEST%20END%20AVE,NEW%20YORK,NY)	Graph	2	\$46,800.00	\$46,800.00	\$46,800.00	\$46,800.00
Totals	Graph	2	\$46,800.00	\$46,800.00	\$46,800.00	\$46,800.00

Latitude: 40.780063 Longitude: -73.45112

Employer Name/Employer Address	Graph	Count	Mean Wage	Median Wage	Lowest Wage	Highest Wage
KYLIN TV, INC., 1600 OLD COUNTRY ROAD, PLAINVIEW, NY (https://www.google.com/maps/place/1600%20OLD%20COUNTRY%20ROAD,PLAINVIEW,NY)	Graph	1	\$62,962.00	\$62,962.00	\$62,962.00	\$62,962.00
NEULION USA, INC., 1600 OLD COUNTRY ROAD, PLAINVIEW, NY (https://www.google.com/maps/place/1600%20OLD%20COUNTRY%20ROAD,PLAINVIEW,NY)	Graph	4	\$74,793.00	\$76,336.00	\$56,500.00	\$90,000.00
Totals	Graph	5	\$72,426.80	\$76,336.00	\$56,500.00	\$90,000.00

Employer Name/Worksite Address	Graph	Count	Mean Wage	Median Wage	Lowest Wage	Highest Wage
NEULION USA, INC., 1600 OLD COUNTRY ROAD, PLAINVIEW, NY (https://www.google.com/maps/place/1600%20OLD%20COUNTRY%20ROAD,PLAINVIEW,NY)	Graph	4	\$74,793.00	\$76,336.00	\$56,500.00	\$90,000.00
Totals	Graph	4	\$74,793.00	\$76,336.00	\$56,500.00	\$90,000.00

Latitude: 40.780083 Longitude: -73.846808

Employer Name/Employer Address	Graph	Count	Mean Wage	Median Wage	Lowest Wage	Highest Wage
CALIFORNIA WINE CELLARS INC., 121-06 22ND AVE., COLLEGE POINT, NY (https://www.google.com/maps/place/121-06%2022ND%20AVE.,COLLEGE%20POINT,NY)	Graph	1	\$64,480.00	\$64,480.00	\$64,480.00	\$64,480.00
GREAT EASTERN PRODUCT INC, 121-06 22ND AVE., COLLEGE POINT, NY (https://www.google.com/maps/place/121-06%2022ND%20AVE.,COLLEGE%20POINT,NY)	Graph	1	\$58,240.00	\$58,240.00	\$58,240.00	\$58,240.00
Totals	Graph	2	\$61,360.00	\$58,240.00	\$58,240.00	\$64,480.00

Employer Name/Worksite Address	Graph	Count	Mean Wage	Median Wage	Lowest Wage	Highest Wage
CALIFORNIA WINE CELLARS INC., 121-06 22ND AVE., COLLEGE POINT, NY (https://www.google.com/maps/place/121-06%2022ND%20AVE.,COLLEGE%20POINT,NY)	Graph	1	\$64,480.00	\$64,480.00	\$64,480.00	\$64,480.00
GREAT EASTERN PRODUCT INC, 121-06 22ND AVE., COLLEGE POINT, NY (https://www.google.com/maps/place/121-06%2022ND%20AVE.,COLLEGE%20POINT,NY)	Graph	1	\$58,240.00	\$58,240.00	\$58,240.00	\$58,240.00
Totals	Graph	2	\$61,360.00	\$58,240.00	\$58,240.00	\$64,480.00

Latitude: 40.78016 Longitude: -73.945488

Employer Name/Employer Address	Graph	Count	Mean Wage	Median Wage	Lowest Wage	Highest Wage
AMERICAN SOCIETY FOR THE PREVENTION OF CRUELTY TO ANIMALS, 424 EAST 92ND STREET, NEW YORK, NY (https://www.google.com/maps/place/424%20EAST%2092ND%20STREET,NEW%20YORK,NY)	Graph	1	\$127,566.40	\$127,566.40	\$127,566.40	\$127,566.40
Totals	Graph	1	\$127,566.40	\$127,566.40	\$127,566.40	\$127,566.40

Employer Name/Worksite Address	Graph	Count	Mean Wage	Median Wage	Lowest Wage	Highest Wage
AMERICAN SOCIETY FOR THE PREVENTION OF CRUELTY TO ANIMALS, 424 EAST 92ND STREET, NEW YORK, NY (https://www.google.com/maps/place/424%20EAST%2092ND%20STREET,NEW%20YORK,NY)	Graph	1	\$127,566.40	\$127,566.40	\$127,566.40	\$127,566.40
Totals	Graph	1	\$127,566.40	\$127,566.40	\$127,566.40	\$127,566.40

Latitude: 40.780169 Longitude: -73.980414

Employer Name/Employer Address	Graph	Count	Mean Wage	Median Wage	Lowest Wage	Highest Wage
BABETH'S FEAST ECOMMERCE LLC, 309 AMSTERDAM AVE, NEW YORK, NY (https://www.google.com/maps/place/309%20AMSTERDAM%20AVE,NEW%20YORK,NY)	Graph	1	\$70,000.00	\$70,000.00	\$70,000.00	\$70,000.00
Totals	Graph	1	\$70,000.00	\$70,000.00	\$70,000.00	\$70,000.00

Employer Name/Worksite Address	Graph	Count	Mean Wage	Median Wage	Lowest Wage	Highest Wage
BABETH'S FEAST ECOMMERCE LLC, 309 AMSTERDAM AVE, NEW YORK, NY (https://www.google.com/maps/place/309%20AMSTERDAM%20AVE,NEW%20YORK,NY)	Graph	1	\$70,000.00	\$70,000.00	\$70,000.00	\$70,000.00
Totals	Graph	1	\$70,000.00	\$70,000.00	\$70,000.00	\$70,000.00

Latitude: 40.780365 Longitude: -73.087695

Employer Name/Employer Address	Graph	Count	Mean Wage	Median Wage	Lowest Wage	Highest Wage
B/E AEROSPACE INC., 355 KNICKERBOCKER AVENUE, BOHEMIA, NY (https://www.google.com/maps/place/355%20KNICKERBOCKER%20AVENUE,BOHEMIA,NY)	Graph	1	\$80,000.00	\$80,000.00	\$80,000.00	\$80,000.00
Totals	Graph	1	\$80,000.00	\$80,000.00	\$80,000.00	\$80,000.00

Employer Name/Worksite Address	Graph	Count	Mean Wage	Median Wage	Lowest Wage	Highest Wage
B/E AEROSPACE INC., 355 KNICKERBOCKER AVENUE, BOHEMIA, NY (https://www.google.com/maps/place/355%20KNICKERBOCKER%20AVENUE,BOHEMIA,NY)	Graph	1	\$80,000.00	\$80,000.00	\$80,000.00	\$80,000.00
L&T TECHNOLOGY SERVICES LIMITED, ROCKWELL COLLINS, BOHEMIA, NY (https://www.google.com/maps/place/ROCKWELL%20COLLINS,BOHEMIA,NY)	Graph	4	\$75,051.00	\$78,187.00	\$64,000.00	\$79,830.00
Totals	Graph	5	\$76,040.80	\$78,187.00	\$64,000.00	\$80,000.00

Latitude: 40.780433 Longitude: -73.946142

Employer Name/Employer Address	Graph	Count	Mean Wage	Median Wage	Lowest Wage	Highest Wage
THE GILLEN BREWER SCHOOL, 410 EAST 92ND STREET, NEW YORK, NY (https://www.google.com/maps/place/410%20EAST%2092ND%20STREET,NEW%20YORK,NY)	Graph	1	\$37,080.00	\$37,080.00	\$37,080.00	\$37,080.00
Totals	Graph	1	\$37,080.00	\$37,080.00	\$37,080.00	\$37,080.00

Employer Name/Worksite Address	Graph	Count	Mean Wage	Median Wage	Lowest Wage	Highest Wage
THE GILLEN BREWER SCHOOL, 410 E. 92ND STREET, NEW YORK, NY (https://www.google.com/maps/place/410%20E.%2092ND%20STREET,NEW%20YORK,NY)	Graph	1	\$37,080.00	\$37,080.00	\$37,080.00	\$37,080.00
Totals	Graph	1	\$37,080.00	\$37,080.00	\$37,080.00	\$37,080.00

Latitude: 40.780487 Longitude: -73.898188

Employer Name/Employer Address	Graph	Count	Mean Wage	Median Wage	Lowest Wage	Highest Wage
STEINWAY, INC., 1 STEINWAY PLACE, LONG ISLAND CITY, NY (https://www.google.com/maps/place/1%20STEINWAY%20PLACE,LONG%20ISLAND%20CITY,NY)	Graph	1	\$185,658.00	\$185,658.00	\$185,658.00	\$185,658.00
Totals	Graph	1	\$185,658.00	\$185,658.00	\$185,658.00	\$185,658.00

Employer Name/Worksite Address	Graph	Count	Mean Wage	Median Wage	Lowest Wage	Highest Wage
STEINWAY, INC., 1 STEINWAY PLACE, LONG ISLAND CITY, NY (https://www.google.com/maps/place/1%20STEINWAY%20PLACE,LONG%20ISLAND%20CITY,NY)	Graph	1	\$185,658.00	\$185,658.00	\$185,658.00	\$185,658.00
Totals	Graph	1	\$185,658.00	\$185,658.00	\$185,658.00	\$185,658.00

Latitude: 40.780493 Longitude: -73.720224

Employer Name/Employer Address	Graph	Count	Mean Wage	Median Wage	Lowest Wage	Highest Wage
GRAPHENE INC., 525 NORTHERN BLVD., GREAT NECK, NY (https://www.google.com/maps/place/525%20NORTHERN%20BLVD.,GREAT%20NECK,NY)	Graph	1	\$85,000.00	\$85,000.00	\$85,000.00	\$85,000.00
Totals	Graph	1	\$85,000.00	\$85,000.00	\$85,000.00	\$85,000.00

Employer Name/Worksite Address	Graph	Count	Mean Wage	Median Wage	Lowest Wage	Highest Wage
LORHAN CORPORATION INC., 525 NORTHERN BLVD., GREAT NECK, NY (https://www.google.com/maps/place/525%20NORTHERN%20BLVD.,GREAT%20NECK,NY)	Graph	2	\$60,000.00	\$60,000.00	\$60,000.00	\$60,000.00
Totals	Graph	2	\$60,000.00	\$60,000.00	\$60,000.00	\$60,000.00

Latitude: 40.780738 Longitude: -73.276474

Employer Name/Employer Address	Graph	Count	Mean Wage	Median Wage	Lowest Wage	Highest Wage
U.S. NONWOVENS CORPORATION, 100 EMJAY BLVD., BRENTWOOD, NY (https://www.google.com/maps/place/100%20EMJAY%20BLVD.,BRENTWOOD,NY)	Graph	1	\$50,000.00	\$50,000.00	\$50,000.00	\$50,000.00
Totals	Graph	1	\$50,000.00	\$50,000.00	\$50,000.00	\$50,000.00

Employer Name/Worksite Address	Graph	Count	Mean Wage	Median Wage	Lowest Wage	Highest Wage
U.S. NONWOVENS CORPORATION, 100 EMJAY BLVD., BRENTWOOD, NY (https://www.google.com/maps/place/100%20EMJAY%20BLVD.,BRENTWOOD,NY)	Graph	1	\$50,000.00	\$50,000.00	\$50,000.00	\$50,000.00
Totals	Graph	1	\$50,000.00	\$50,000.00	\$50,000.00	\$50,000.00

Latitude: 40.780805 Longitude: -73.913352

Employer Name/Worksite Address	Graph	Count	Mean Wage	Median Wage	Lowest Wage	Highest Wage
THE HACKETT GROUP INC., 21-18 24TH STREET, ASTORIA, NY (https://www.google.com/maps/place/21-18%2024TH%20STREET,ASTORIA,NY)	Graph	1	\$125,000.00	\$125,000.00	\$125,000.00	\$125,000.00
Totals	Graph	1	\$125,000.00	\$125,000.00	\$125,000.00	\$125,000.00

Latitude: 40.780973 Longitude: -73.949038

Employer Name/Employer Address	Graph	Count	Mean Wage	Median Wage	Lowest Wage	Highest Wage
THE FRACTAL GROUP, 315 EAST 91ST STREET, SUITE 2S, NEW YORK, NY (https://www.google.com/maps/place/315%20EAST%2091ST%20STREET,%20SUITE%202S,NEW%20YORK,NY)	Graph	1	\$57,100.00	\$57,100.00	\$57,100.00	\$57,100.00
Totals	Graph	1	\$57,100.00	\$57,100.00	\$57,100.00	\$57,100.00

Employer Name/Worksite Address	Graph	Count	Mean Wage	Median Wage	Lowest Wage	Highest Wage
THE FRACTAL GROUP, 315 EAST 91ST STREET, SUITE 2S, NEW YORK, NY (https://www.google.com/maps/place/315%20EAST%2091ST%20STREET,%20SUITE%202S,NEW%20YORK,NY)	Graph	1	\$57,100.00	\$57,100.00	\$57,100.00	\$57,100.00
Totals	Graph	1	\$57,100.00	\$57,100.00	\$57,100.00	\$57,100.00

Latitude: 40.78106 Longitude: -73.945331

Employer Name/Employer Address	Graph	Count	Mean Wage	Median Wage	Lowest Wage	Highest Wage
STANLEY M. ISAACS NEIGHBORHOOD CENTER, INC., 415 EAST 93RD STREET, NEW YORK, NY (https://www.google.com/maps/place/415%20EAST%2093RD%20STREET,NEW%20YORK,NY)	Graph	1	\$46,000.00	\$46,000.00	\$46,000.00	\$46,000.00
Totals	Graph	1	\$46,000.00	\$46,000.00	\$46,000.00	\$46,000.00

Employer Name/Worksite Address	Graph	Count	Mean Wage	Median Wage	Lowest Wage	Highest Wage
STANLEY M. ISAACS NEIGHBORHOOD CENTER, INC., 415 EAST 93RD STREET, NEW YORK, NY (https://www.google.com/maps/place/415%20EAST%2093RD%20STREET,NEW%20YORK,NY)	Graph	1	\$46,000.00	\$46,000.00	\$46,000.00	\$46,000.00
Totals	Graph	1	\$46,000.00	\$46,000.00	\$46,000.00	\$46,000.00

Latitude: 40.781368 Longitude: -73.805399

Employer Name/Worksite Address	Graph	Count	Mean Wage	Median Wage	Lowest Wage	Highest Wage
GRANDISON MANAGEMENT, INC., 157-15 19 AVENUE, WHITESTONE, NY (https://www.google.com/maps/place/157-15%2019%20AVENUE,WHITESTONE,NY)	Graph	10	\$65,748.80	\$65,748.80	\$65,748.80	\$65,748.80
Totals	Graph	10	\$65,748.80	\$65,748.80	\$65,748.80	\$65,748.80

Latitude: 40.781428 Longitude: -73.950011

Employer Name/Employer Address	Graph	Count	Mean Wage	Median Wage	Lowest Wage
BUTTERFIELD CATERING INC, 346 EAST 92ND STREET, GROUND FLOOR, NEW YORK, NY (https://www.google.com/maps/place/346%20EAST%2092ND%20STREET,%20GROUND%20FLOOR,NEW%20YORK,NY)	Graph	1	\$85,000.00	\$85,000.00	\$85,000.00
INDUSTRY INDEX, LLC, 47 EAST 88TH STREET #8B, NEW YORK, NY (https://www.google.com/maps/place/47%20EAST%2088TH%20STREET%20#8B,NEW%20YORK,NY)	Graph	1	\$47,500.00	\$47,500.00	\$47,500.00
INDUSTRY INDEX, LLC, 47 EAST 88TH STREET, #8B, NEW YORK, NY (https://www.google.com/maps/place/47%20EAST%2088TH%20STREET,%20#8B,NEW%20YORK,NY)	Graph	1	\$47,500.00	\$47,500.00	\$47,500.00

Employer Name/Employer Address	Graph	Count	Mean Wage	Median Wage	Lowest Wage
DALTON SCHOOLS, INC., 108 EAST 98TH STREET, NEW YORK, NY (https://www.google.com/maps/place/108%20EAST%2098TH%20STREET,NEW%20YORK,NY)	Graph	2	\$56,725.00	\$50,000.00	\$50,000.00
Totals	Graph	5	\$58,690.00	\$50,000.00	\$47,500.00

Employer Name/Worksite Address	Graph	Count	Mean Wage	Median Wage	Lowest Wage
BUTTERFIELD CATERING INC, 346 EAST 92ND STREET, GROUND FLOOR, NEW YORK, NY (https://www.google.com/maps/place/346%20EAST%2092ND%20STREET,%20GROUND%20FLOOR,NEW%20YORK,NY)	Graph	1	\$85,000.00	\$85,000.00	\$85,000.00
INDUSTRY INDEX, LLC, 47 EAST 88TH STREET, #8B, NEW YORK, NY (https://www.google.com/maps/place/47%20EAST%2088TH%20STREET,%20#8B,NEW%20YORK,NY)	Graph	1	\$47,500.00	\$47,500.00	\$47,500.00
SPROUT SOCIAL, INC., 205 E. 95TH STREET, NEW YORK, NY (https://www.google.com/maps/place/205%20E.%2095TH%20STREET,NEW%20YORK,NY)	Graph	1	\$65,000.00	\$65,000.00	\$65,000.00
YEH IDEOLOGY LLC, 400 EAST 89TH STREET, NEW YORK, NY (https://www.google.com/maps/place/400%20EAST%2089TH%20STREET,NEW%20YORK,NY)	Graph	1	\$37,440.00	\$37,440.00	\$37,440.00
Totals	Graph	4	\$58,735.00	\$47,500.00	\$37,440.00

Latitude: 40.781441 Longitude: -73.952

Employer Name/Worksite Address	Graph	Count	Mean Wage	Median Wage	Lowest Wage	Highest Wage
STACKLA, INC., 1601 3RD AVENUE, NEW YORK, NY (https://www.google.com/maps/place/1601%203RD%20AVENUE,NEW%20YORK,NY)	Graph	1	\$62,962.00	\$62,962.00	\$62,962.00	\$62,962.00
Totals	Graph	1	\$62,962.00	\$62,962.00	\$62,962.00	\$62,962.00

Latitude: 40.781493 Longitude: -73.949022

Employer Name/Employer Address	Graph	Count	Mean Wage	Median Wage	Lowest Wage	Highest Wage
IVYPLUS NY LLC, 1760 2ND AVE, NEW YORK, NY (https://www.google.com/maps/place/1760%202ND%20AVE,NEW%20YORK,NY)	Graph	2	\$70,600.00	\$58,000.00	\$58,000.00	\$83,200.00
Totals	Graph	2	\$70,600.00	\$58,000.00	\$58,000.00	\$83,200.00

Employer Name/Worksite Address	Graph	Count	Mean Wage	Median Wage	Lowest Wage	Highest Wage
IVYPLUS NY LLC, 1760 2ND AVE, NEW YORK, NY (https://www.google.com/maps/place/1760%202ND%20AVE,NEW%20YORK,NY)	Graph	2	\$70,600.00	\$58,000.00	\$58,000.00	\$83,200.00
Totals	Graph	2	\$70,600.00	\$58,000.00	\$58,000.00	\$83,200.00

Latitude: 40.781604 Longitude: -73.411563

Employer Name/Worksite Address	Graph	Count	Mean Wage	Median Wage	Lowest Wage	Highest Wage
EVOLVEAID INC., 330 SOUTH SERVICE ROAD, MELVILLE, NY (https://www.google.com/maps/place/330%20SOUTH%20SERVICE%20ROAD,MELVILLE,NY)	Graph	1	\$72,821.00	\$72,821.00	\$72,821.00	\$72,821.00
Totals	Graph	1	\$72,821.00	\$72,821.00	\$72,821.00	\$72,821.00

Latitude: 40.781642 Longitude: -73.824506

Employer Name/Worksite Address	Graph	Count	Mean Wage	Median Wage	Lowest Wage	Highest Wage
BETTER HEALTHCARE OT/PT/SLP, PLLC, 143-10 20TH AVE, WHITESTONE, NY (https://www.google.com/maps/place/143-10%2020TH%20AVE,WHITESTONE,NY)	Graph	1	\$52,000.00	\$52,000.00	\$52,000.00	\$52,000.00
Totals	Graph	1	\$52,000.00	\$52,000.00	\$52,000.00	\$52,000.00

Latitude: 40.781734 Longitude: -73.827571

Employer Name/Employer Address	Graph	Count	Mean Wage	Median Wage	Lowest Wage	Highest Wage
AMERICAN CENTURY SUNSHINE INTERNATIONAL TRADE CORP, 141-07 20TH AVENUE, WHITESTONE, NY (https://www.google.com/maps/place/141-07%2020TH%20AVENUE,WHITESTONE,NY)	Graph	1	\$67,600.00	\$67,600.00	\$67,600.00	\$67,600.00
BERRICLE LLC, 141-07 20TH AVENUE, WHITESTONE, NY (https://www.google.com/maps/place/141-07%2020TH%20AVENUE,WHITESTONE,NY)	Graph	1	\$56,160.00	\$56,160.00	\$56,160.00	\$56,160.00
WORLD JOURNAL LLC, 141-07 20TH AVENUE, WHITESTONE, NY (https://www.google.com/maps/place/141-07%2020TH%20AVENUE,WHITESTONE,NY)	Graph	22	\$34,581.23	\$32,160.00	\$27,269.00	\$56,160.00
Totals	Graph	24	\$36,856.13	\$32,160.00	\$27,269.00	\$67,600.00

Employer Name/Worksite Address	Graph	Count	Mean Wage	Median Wage	Lowest Wage	Highest Wage
WORLD JOURNAL LLC, 141-07 20TH AVENUE, WHITESTONE, NY (https://www.google.com/maps/place/141-07%2020TH%20AVENUE,WHITESTONE,NY)	Graph	23	\$39,424.06	\$32,160.00	\$27,269.00	\$87,006.40
Totals	Graph	23	\$39,424.06	\$32,160.00	\$27,269.00	\$87,006.40

Latitude: 40.781757 Longitude: -73.841273

Employer Name/Employer Address	Graph	Count	Mean Wage	Median Wage	Lowest Wage	Highest Wage
AMERITECH SYSTEMS CORP., 127-03 20TH AVENUE SUITE 2B, COLLEGE POINT, NY (https://www.google.com/maps/place/127-03%2020TH%20AVENUE%20SUITE%202B,COLLEGE%20POINT,NY)	Graph	1	\$72,009.60	\$72,009.60	\$72,009.60	\$72,009.60
Totals	Graph	1	\$72,009.60	\$72,009.60	\$72,009.60	\$72,009.60

Employer Name/Worksite Address	Graph	Count	Mean Wage	Median Wage	Lowest Wage	Highest Wage
AMERITECH SYSTEMS CORP., 127-03 20TH AVENUE SUITE 2B, COLLEGE POINT, NY (https://www.google.com/maps/place/127-03%2020TH%20AVENUE%20SUITE%202B,COLLEGE%20POINT,NY)	Graph	1	\$72,009.60	\$72,009.60	\$72,009.60	\$72,009.60
SITE ENTER INC., 127-03 20TH AVE. SUITE 4C, COLLEGE POINT, NY (https://www.google.com/maps/place/127-03%2020TH%20AVE.%20SUITE%204C,COLLEGE%20POINT,NY)	Graph	1	\$42,000.00	\$42,000.00	\$42,000.00	\$42,000.00
Totals	Graph	2	\$57,004.80	\$42,000.00	\$42,000.00	\$72,009.60

Latitude: 40.781808 Longitude: -73.473454

Employer Name/Employer Address	Graph	Count	Mean Wage	Median Wage	Lowest Wage	Highest Wage
HANSFOOD I CORP., 478 PLANVIEW ROAD, HICKSVILLE, NY (https://www.google.com/maps/place/478%20PLANVIEW%20ROAD,HICKSVILLE,NY)	Graph	1	\$79,123.20	\$79,123.20	\$79,123.20	\$79,123.20
VASOMEDICAL SOLUTIONS, INC., 137 COMMERCIAL STREET, UNIT 200, PLAINVIEW, NY (https://www.google.com/maps/place/137%20COMMERCIAL%20STREET,%20UNIT%20200,PLAINVIEW,NY)	Graph	1	\$100,000.00	\$100,000.00	\$100,000.00	\$100,000.00
Totals	Graph	2	\$89,561.60	\$79,123.20	\$79,123.20	\$100,000.00

Employer Name/Worksite Address	Graph	Count	Mean Wage	Median Wage	Lowest Wage	Highest Wage
HAWAII ENERGY CONNECTION, HAWAII ENERGY CONNECTION, PLAINVIEW, NY (https://www.google.com/maps/place/HAWAII%20ENERGY%20CONNECTION,PLAINVIEW,NY)	Graph	1	\$70,720.00	\$70,720.00	\$70,720.00	\$70,720.00
RAYEX INC, 45 S SERVICE ROAD, PLAINVIEW, NY (https://www.google.com/maps/place/45%20S%20SERVICE%20ROAD,PLAINVIEW,NY)	Graph	1	\$79,000.00	\$79,000.00	\$79,000.00	\$79,000.00
VASOMEDICAL SOLUTIONS, INC., 137 COMMERCIAL STREET, UNIT 200, PLAINVIEW, NY (https://www.google.com/maps/place/137%20COMMERCIAL%20STREET,%20UNIT%20200,PLAINVIEW,NY)	Graph	1	\$100,000.00	\$100,000.00	\$100,000.00	\$100,000.00
Totals	Graph	3	\$83,240.00	\$79,000.00	\$70,720.00	\$100,000.00

Latitude: 40.781827 Longitude: -73.655262

Employer Name/Employer Address	Graph	Count	Mean Wage	Median Wage	Lowest Wage	Highest Wage
US EDIRECT, INC., 99 POWERHOUSE ROAD, ROSLYN HEIGHTS, NY (https://www.google.com/maps/place/99%20POWERHOUSE%20ROAD,ROSLYN%20HEIGHTS,NY)	Graph	1	\$85,000.00	\$85,000.00	\$85,000.00	\$85,000.00
Totals	Graph	1	\$85,000.00	\$85,000.00	\$85,000.00	\$85,000.00

Employer Name/Worksite Address	Graph	Count	Mean Wage	Median Wage	Lowest Wage	Highest Wage
US EDIRECT, INC., 99 POWERHOUSE ROAD, ROSLYN HEIGHTS, NY (https://www.google.com/maps/place/99%20POWERHOUSE%20ROAD,ROSLYN%20HEIGHTS,NY)	Graph	1	\$85,000.00	\$85,000.00	\$85,000.00	\$85,000.00
Totals	Graph	1	\$85,000.00	\$85,000.00	\$85,000.00	\$85,000.00

Latitude: 40.781837 Longitude: -73.980964

Employer Name/Worksite Address	Graph	Count	Mean Wage	Median Wage	Lowest Wage	Highest Wage
KPK TECHNOLOGIES INC, 2160 BROADWAY, NEW YORK, NY (https://www.google.com/maps/place/2160%20BROADWAY,NEW%20YORK,NY)	Graph	3	\$115,265.00	\$135,000.00	\$75,795.00	\$135,000.00
Totals	Graph	3	\$115,265.00	\$135,000.00	\$75,795.00	\$135,000.00

Latitude: 40.781847 Longitude: -73.732095

Employer Name/Employer Address	Graph	Count	Mean Wage	Median Wage	Lowest Wage	Highest Wage
WEGO CHEMICAL GROUP INC., 239 GREAT NECK ROAD, GREAT NECK, NY (https://www.google.com/maps/place/239%20GREAT%20NECK%20ROAD,GREAT%20NECK,NY)	Graph	1	\$54,000.00	\$54,000.00	\$54,000.00	\$54,000.00
Totals	Graph	1	\$54,000.00	\$54,000.00	\$54,000.00	\$54,000.00

Employer Name/Worksite Address	Graph	Count	Mean Wage	Median Wage	Lowest Wage	Highest Wage
WEGO CHEMICAL GROUP INC., 239 GREAT NECK ROAD, GREAT NECK, NY (https://www.google.com/maps/place/239%20GREAT%20NECK%20ROAD,GREAT%20NECK,NY)	Graph	1	\$54,000.00	\$54,000.00	\$54,000.00	\$54,000.00
Totals	Graph	1	\$54,000.00	\$54,000.00	\$54,000.00	\$54,000.00

Latitude: 40.781913 Longitude: -73.955495

Employer Name/Worksite Address	Graph	Count	Mean Wage	Median Wage	Lowest Wage	Highest Wage
DALTON SCHOOLS, INC., 108 EAST 89TH STREET, NEW YORK, NY (https://www.google.com/maps/place/108%20EAST%2089TH%20STREET,NEW%20YORK,NY)	Graph	2	\$56,725.00	\$50,000.00	\$50,000.00	\$63,450.00
Totals	Graph	2	\$56,725.00	\$50,000.00	\$50,000.00	\$63,450.00

Latitude: 40.782006 Longitude: -73.824324

Employer Name/Worksite Address	Graph	Count	Mean Wage	Median Wage	Lowest Wage	Highest Wage
CREDIT CARD SERVICES, INC, 19-02 WHITESTONE EXPWY #305, WHITESTONE, NY (https://www.google.com/maps/place/19-02%20WHITESTONE%20EXPWY%20#305,WHITESTONE,NY)	Graph	1	\$60,000.00	\$60,000.00	\$60,000.00	\$60,000.00
CREDIT CARD SERVICES, INC, 19-02 WHITESTONE EXPWY, WHITESTONE, NY (https://www.google.com/maps/place/19-02%20WHITESTONE%20EXPWY,WHITESTONE,NY)	Graph	1	\$46,675.20	\$46,675.20	\$46,675.20	\$46,675.20
Totals	Graph	2	\$53,337.60	\$46,675.20	\$46,675.20	\$60,000.00

Latitude: 40.782135 Longitude: -73.086009

Employer Name/Employer Address	Graph	Count	Mean Wage	Median Wage	Lowest Wage	Highest Wage
HEDGEHOG DEVELOPMENT LLC, 4250 VETERANS MEMORIAL HIGHWAY, HOLBROOK, NY (https://www.google.com/maps/place/4250%20VETERANS%20MEMORIAL%20HIGHWAY,HOLBROOK,NY)	Graph	1	\$155,000.00	\$155,000.00	\$155,000.00	\$155,000.0
Totals	Graph	1	\$155,000.00	\$155,000.00	\$155,000.00	\$155,000.0

Employer Name/Worksite Address	Graph	Count	Mean Wage	Median Wage	Lowest Wage	Highest Wage
HEDGEHOG DEVELOPMENT LLC, 4250 VETERANS MEMORIAL HIGHWAY, HOLBROOK, NY (https://www.google.com/maps/place/4250%20VETERANS%20MEMORIAL%20HIGHWAY,HOLBROOK,NY)	Graph	1	\$155,000.00	\$155,000.00	\$155,000.00	\$155,000.0
Totals	Graph	1	\$155,000.00	\$155,000.00	\$155,000.00	\$155,000.0

Latitude: 40.782506 Longitude: -73.10234

Employer Name/Employer Address	Graph	Count	Mean Wage	Median Wage	Lowest Wage	Highest Wage
SARTORIUS STEDIM NORTH AMERICA, 5 ORVILLE DRIVE, BOHEMIA, NY (https://www.google.com/maps/place/5%20ORVILLE%20DRIVE,BOHEMIA,NY)	Graph	1	\$48,500.00	\$48,500.00	\$48,500.00	\$48,500.00
Totals	Graph	1	\$48,500.00	\$48,500.00	\$48,500.00	\$48,500.00

Employer Name/Worksite Address	Graph	Count	Mean Wage	Median Wage	Lowest Wage	Highest Wage
SARTORIUS STEDIM NORTH AMERICA, 5 ORVILLE DRIVE, BOHEMIA, NY (https://www.google.com/maps/place/5%20ORVILLE%20DRIVE,BOHEMIA,NY)	Graph	1	\$48,500.00	\$48,500.00	\$48,500.00	\$48,500.00
Totals	Graph	1	\$48,500.00	\$48,500.00	\$48,500.00	\$48,500.00

Latitude: 40.782616 Longitude: -73.837803

Employer Name/Employer Address	Graph	Count	Mean Wage	Median Wage	Lowest Wage	Highest Wage
THE KOREAN CHANNEL INC., 18-38 131 STREET, COLLEGE POINT, NY (https://www.google.com/maps/place/18-38%20131%20STREET,COLLEGE%20POINT,NY)	Graph	1	\$38,916.80	\$38,916.80	\$38,916.80	\$38,916.80
Totals	Graph	1	\$38,916.80	\$38,916.80	\$38,916.80	\$38,916.80

Employer Name/Worksite Address	Graph	Count	Mean Wage	Median Wage	Lowest Wage	Highest Wage
THE KOREAN CHANNEL INC., 18-38 131 STREET, COLLEGE POINT, NY (https://www.google.com/maps/place/18-38%20131%20STREET,COLLEGE%20POINT,NY)	Graph	1	\$38,916.80	\$38,916.80	\$38,916.80	\$38,916.80
Totals	Graph	1	\$38,916.80	\$38,916.80	\$38,916.80	\$38,916.80



Latitude: 40.78262 Longitude: -73.286737

Employer Name/Worksite Address	Graph	Count	Mean Wage	Median Wage	Lowest Wage	Highest Wage
NEW YORK TECHNOLOGY PARTNERS, INC., 51 MERCEDEES WAY, EDGEWOOD, NY (https://www.google.com/maps/place/51%20MERCEDEES%20WAY,EDGEWOOD,NY)	Graph	1	\$73,000.00	\$73,000.00	\$73,000.00	\$73,000.00
STRATEGIC RESOURCES INTERNATIONAL, INC., 51 MERCEDES WAY, BRENTWOOD, NY (https://www.google.com/maps/place/51%20MERCEDES%20WAY,BRENTWOOD,NY)	Graph	2	\$60,000.00	\$60,000.00	\$60,000.00	\$60,000.00
BROADRIDGE FINANCIAL SOLUTIONS, INC., 51 MERCEDES WAY, EDGEWOOD, NY (https://www.google.com/maps/place/51%20MERCEDES%20WAY,EDGEWOOD,NY)	Graph	18	\$103,710.29	\$92,768.00	\$60,000.00	\$244,007.00
Totals	Graph	21	\$98,085.01	\$91,021.00	\$60,000.00	\$244,007.00

Latitude: 40.782678 Longitude: -73.947581

Employer Name/Worksite Address	Graph	Count	Mean Wage	Median Wage	Lowest Wage	Highest Wage
ICAHN SCHOOL OF MEDICINE AT MOUNT SINAI, 320 EAST 94TH STREET, 5TH FLOOR, NEW YORK, NY (https://www.google.com/maps/place/320%20EAST%2094TH%20STREET,%205TH%20FLOOR,NEW%20YORK,NY)		1	\$61,235.20	\$61,235.20	\$61,235.20	\$61,235.20
MOUNT SINAI HOSPITAL, 320 EAST 94TH STREET, NEW YORK, NY (https://www.google.com/maps/place/320%20EAST%2094TH%20STREET,NEW%20YORK,NY)		1	\$82,640.00	\$82,640.00	\$82,640.00	\$82,640.00
Totals		2	\$71,937.60	\$61,235.20	\$61,235.20	\$82,640.00

Latitude: 40.782739 Longitude: -73.947385



Employer Name/Worksite Address	Graph	Count	Mean Wage	Median Wage	Lowest Wage	Highest Wage
PMA CONSULTANTS, LLC, 327 E 94TH STREET, NEW YORK, NY (https://www.google.com/maps/place/327%20E%2094TH%20STREET,NEW%20YORK,NY)		1	\$111,280.00	\$111,280.00	\$111,280.00	\$111,280.00
Totals		1	\$111,280.00	\$111,280.00	\$111,280.00	\$111,280.00



Latitude: 40.782785 Longitude: -73.731363

Employer Name/Worksite Address	Graph	Count	Mean Wage	Median Wage	Lowest Wage	Highest Wage
GLOBAL AUTOMATIC PARKING SYSTEM INC., 175 GREAT NECK ROAD, GREAT NECK, NY (https://www.google.com/maps/place/175%20GREAT%20NECK%20ROAD,GREAT%20NECK,NY)		2	\$64,968.80	\$61,068.80	\$61,068.80	\$68,868.80
Totals		2	\$64,968.80	\$61,068.80	\$61,068.80	\$68,868.80



Employer Name/Worksite Address	Graph	Count	Mean Wage	Median Wage	Lowest Wage	Highest Wage
POTSDAM SPECIALTY PAPER, INC, 175 GREAT NECK ROAD, GREAT NECK, NY (https://www.google.com/maps/place/175%20GREAT%20NECK%20ROAD,GREAT%20NECK,NY)		1	\$52,500.00	\$52,500.00	\$52,500.00	\$52,500.00
Totals		1	\$52,500.00	\$52,500.00	\$52,500.00	\$52,500.00

Latitude: 40.782818 Longitude: -73.845943

Employer Name/Worksite Address	Graph	Count	Mean Wage	Median Wage	Lowest Wage	Highest Wage
COLLEGE POINT OPTOMETRIC ASSOCIATES, P.C., 18-26 COLLEGE POINT BLVD, COLLEGE POINT, NY (https://www.google.com/maps/place/18-26%20COLLEGE%20POINT%20BLVD,COLLEGE%20POINT,NY)		1	\$80,080.00	\$80,080.00	\$80,080.00	\$80,080.00
Totals		1	\$80,080.00	\$80,080.00	\$80,080.00	\$80,080.00

Employer Name/Worksite Address	Graph	Count	Mean Wage	Median Wage	Lowest Wage	Highest Wage
COLLEGE POINT OPTOMETRIC ASSOCIATES, P.C., 18-26 COLLEGE POINT BLVD, COLLEGE POINT, NY (https://www.google.com/maps/place/18-26%20COLLEGE%20POINT%20BLVD,COLLEGE%20POINT,NY)		1	\$80,080.00	\$80,080.00	\$80,080.00	\$80,080.00
Totals		1	\$80,080.00	\$80,080.00	\$80,080.00	\$80,080.00

Latitude: 40.782877 Longitude: -73.841275

Employer Name/Worksite Address	Graph	Count	Mean Wage	Median Wage	Lowest Wage	Highest Wage
MAGIC POWER TRADING INC., 18-23 127TH STREET, COLLEGE POINT, NY (https://www.google.com/maps/place/18-23%20127TH%20STREET,COLLEGE%20POINT,NY)		1	\$55,764.80	\$55,764.80	\$55,764.80	\$55,764.80
Totals		1	\$55,764.80	\$55,764.80	\$55,764.80	\$55,764.80

Employer Name/Worksite Address	Graph	Count	Mean Wage	Median Wage	Lowest Wage	Highest Wage
--------------------------------	-------	-------	-----------	-------------	-------------	--------------

Employer Name/Worksite Address	Graph	Count	Mean Wage	Median Wage	Lowest Wage	Highest Wage
MAGIC POWER TRADING INC., 18-23 127TH STREET, COLLEGE POINT, NY (https://www.google.com/maps/place/18-23%20127TH%20STREET,COLLEGE%20POINT,NY)	Graph	1	\$55,764.80	\$55,764.80	\$55,764.80	\$55,764.80
Totals	Graph	1	\$55,764.80	\$55,764.80	\$55,764.80	\$55,764.80

Latitude: 40.782894 Longitude: -73.977553

Employer Name/Worksite Address	Graph	Count	Mean Wage	Median Wage	Lowest Wage	Highest Wage
FRANK CUNNINGHAM CONSULTANCY INC, 147 WEST 79TH STREET, NEW YORK, NY (https://www.google.com/maps/place/147%20WEST%2079TH%20STREET,NEW%20YORK,NY)	Graph	5	\$75,000.00	\$75,000.00	\$75,000.00	\$75,000.00
Totals	Graph	5	\$75,000.00	\$75,000.00	\$75,000.00	\$75,000.00

Latitude: 40.78299 Longitude: -73.950265

Employer Name/Employer Address	Graph	Count	Mean Wage	Median Wage	Lowest Wage	Highest Wage
THE WINDWARD SCHOOL, 212 EAST 93RD STREET, NEW YORK, NY (https://www.google.com/maps/place/212%20EAST%2093RD%20STREET,NEW%20YORK,NY)	Graph	1	\$59,307.00	\$59,307.00	\$59,307.00	\$59,307.00
Totals	Graph	1	\$59,307.00	\$59,307.00	\$59,307.00	\$59,307.00

Employer Name/Worksite Address	Graph	Count	Mean Wage	Median Wage	Lowest Wage	Highest Wage
THE WINDWARD SCHOOL, 212 EAST 93RD STREET, NEW YORK, NY (https://www.google.com/maps/place/212%20EAST%2093RD%20STREET,NEW%20YORK,NY)	Graph	1	\$59,307.00	\$59,307.00	\$59,307.00	\$59,307.00
Totals	Graph	1	\$59,307.00	\$59,307.00	\$59,307.00	\$59,307.00

Latitude: 40.783106 Longitude: -73.117257

Employer Name/Employer Address	Graph	Count	Mean Wage	Median Wage	Lowest Wage	Highest Wage
CITNALTA CONSTRUCTION CORP., 1601 LOCUST AVENUE, BOHEMIA, NY (https://www.google.com/maps/place/1601%20LOCUST%20AVENUE,BOHEMIA,NY)	Graph	1	\$77,000.00	\$77,000.00	\$77,000.00	\$77,000.00
Totals	Graph	1	\$77,000.00	\$77,000.00	\$77,000.00	\$77,000.00

Employer Name/Worksite Address	Graph	Count	Mean Wage	Median Wage	Lowest Wage	Highest Wage
CITNALTA CONSTRUCTION CORP., 1601 LOCUST AVENUE, BOHEMIA, NY (https://www.google.com/maps/place/1601%20LOCUST%20AVENUE,BOHEMIA,NY)	Graph	1	\$77,000.00	\$77,000.00	\$77,000.00	\$77,000.00
Totals	Graph	1	\$77,000.00	\$77,000.00	\$77,000.00	\$77,000.00

Latitude: 40.783144 Longitude: -73.950907

Employer Name/Worksite Address	Graph	Count	Mean Wage	Median Wage	Lowest Wage	Highest Wage
VHG GROUP, INC., 1656 THIRD AVENUE, NEW YORK, NY (https://www.google.com/maps/place/1656%20THIRD%20AVENUE,NEW%20YORK,NY)	Graph	1	\$47,000.00	\$47,000.00	\$47,000.00	\$47,000.00
Totals	Graph	1	\$47,000.00	\$47,000.00	\$47,000.00	\$47,000.00

Latitude: 40.783166 Longitude: -73.370002

Employer Name/Employer Address	Graph	Count	Mean Wage	Median Wage	Lowest Wage	Highest Wage
--------------------------------	-------	-------	-----------	-------------	-------------	--------------

Employer Name/Employer Address	Graph	Count	Mean Wage	Median Wage	Lowest Wage	Highest Wage
K K TRAVEL INC, 72 BAGATELLE ROAD, MELVILLE, NY (https://www.google.com/maps/place/72%20BAGATELLE%20ROAD,MELVILLE,NY)	Graph	1	\$41,600.00	\$41,600.00	\$41,600.00	\$41,600.00
Totals	Graph	1	\$41,600.00	\$41,600.00	\$41,600.00	\$41,600.00

Employer Name/Worksite Address	Graph	Count	Mean Wage	Median Wage	Lowest Wage	Highest Wage
K K TRAVEL INC, 72 BAGATELLE ROAD, MELVILLE, NY (https://www.google.com/maps/place/72%20BAGATELLE%20ROAD,MELVILLE,NY)	Graph	1	\$41,600.00	\$41,600.00	\$41,600.00	\$41,600.00
Totals	Graph	1	\$41,600.00	\$41,600.00	\$41,600.00	\$41,600.00

Latitude: 40.783191 Longitude: -73.102197

Employer Name/Employer Address	Graph	Count	Mean Wage	Median Wage	Lowest Wage	Highest Wage
SPIRIT PHARMACEUTICALS LLC, 2004-2 ORVILLE DRIVE NORTH, RONKONKOMA, NY (https://www.google.com/maps/place/2004-2%20ORVILLE%20DRIVE%20NORTH,RONKONKOMA,NY)	Graph	1	\$56,570.00	\$56,570.00	\$56,570.00	\$56,570.00
SPIRIT PHARMACEUTICALS LLC, 2004-2 ORVILLE DRIVE NORTH, NY, NY (https://www.google.com/maps/place/2004-2%20ORVILLE%20DRIVE%20NORTH,NY,NY)	Graph	12	\$59,458.33	\$56,500.00	\$50,000.00	\$75,500.00
Totals	Graph	13	\$59,236.15	\$56,570.00	\$50,000.00	\$75,500.00

Employer Name/Worksite Address	Graph	Count	Mean Wage	Median Wage	Lowest Wage	Highest Wage
SPIRIT PHARMACEUTICALS LLC, 2004-2 ORVILLE DRIVE NORTH, RONKONKOMA, NY (https://www.google.com/maps/place/2004-2%20ORVILLE%20DRIVE%20NORTH,RONKONKOMA,NY)	Graph	3	\$54,523.33	\$56,000.00	\$51,000.00	\$56,570.00
Totals	Graph	3	\$54,523.33	\$56,000.00	\$51,000.00	\$56,570.00

Latitude: 40.783208 Longitude: -73.704298

Employer Name/Worksite Address	Graph	Count	Mean Wage	Median Wage	Lowest Wage	Highest Wage
DELOITTE CONSULTING LLP, 145 COMMUNITY DRIVE, MANHASSET, NY (https://www.google.com/maps/place/145%20COMMUNITY%20DRIVE,MANHASSET,NY)	Graph	45	\$86,868.00	\$78,229.00	\$72,821.00	\$109,554.00
Totals	Graph	45	\$86,868.00	\$78,229.00	\$72,821.00	\$109,554.00

Latitude: 40.783267 Longitude: -73.110751

Employer Name/Employer Address	Graph	Count	Mean Wage	Median Wage	Lowest Wage	Highest Wage
CONTINENTAL MARBLE, INC., 1591 SMITH TOWN AVE, BOHEMIA, NY (https://www.google.com/maps/place/1591%20SMITH%20TOWN%20AVE,BOHEMIA,NY)	Graph	1	\$80,000.00	\$80,000.00	\$80,000.00	\$80,000.00
Totals	Graph	1	\$80,000.00	\$80,000.00	\$80,000.00	\$80,000.00

Employer Name/Worksite Address	Graph	Count	Mean Wage	Median Wage	Lowest Wage	Highest Wage
CONTINENTAL MARBLE, INC., 1591 SMITH TOWN AVE, BOHEMIA, NY (https://www.google.com/maps/place/1591%20SMITH%20TOWN%20AVE,BOHEMIA,NY)	Graph	1	\$80,000.00	\$80,000.00	\$80,000.00	\$80,000.00
Totals	Graph	1	\$80,000.00	\$80,000.00	\$80,000.00	\$80,000.00

Latitude: 40.783286 Longitude: -73.846912

Employer Name/Employer Address	Graph	Count	Mean Wage	Median Wage	Lowest Wage	Highest Wage
--------------------------------	-------	-------	-----------	-------------	-------------	--------------

Employer Name/Employer Address	Graph	Count	Mean Wage	Median Wage	Lowest Wage	Highest Wage
CENTURY TOM INC., 12214 18TH AVE, COLLEGE POINT, NY (https://www.google.com/maps/place/12214%2018TH%20AVE,COLLEGE%20POINT,NY)	Graph	1	\$53,164.80	\$53,164.80	\$53,164.80	\$53,164.80
Totals	Graph	1	\$53,164.80	\$53,164.80	\$53,164.80	\$53,164.80

Employer Name/Worksite Address	Graph	Count	Mean Wage	Median Wage	Lowest Wage	Highest Wage
CENTURY TOM INC., 12214 18TH AVE, COLLEGE POINT, NY (https://www.google.com/maps/place/12214%2018TH%20AVE,COLLEGE%20POINT,NY)	Graph	1	\$53,164.80	\$53,164.80	\$53,164.80	\$53,164.80
Totals	Graph	1	\$53,164.80	\$53,164.80	\$53,164.80	\$53,164.80

Latitude: 40.783431 Longitude: -73.410384

Employer Name/Worksite Address	Graph	Count	Mean Wage	Median Wage	Lowest Wage	Highest Wage
CSC HOLDINGS, LLC, 235 PINELAWN ROAD, MELVILLE, NY (https://www.google.com/maps/place/235%20PINELAWN%20ROAD,MELVILLE,NY)	Graph	1	\$90,000.00	\$90,000.00	\$90,000.00	\$90,000.00
Totals	Graph	1	\$90,000.00	\$90,000.00	\$90,000.00	\$90,000.00

Latitude: 40.783479 Longitude: -73.70438

Employer Name/Worksite Address	Graph	Count	Mean Wage	Median Wage	Lowest Wage	Highest Wage
THE FEINSTEIN INSTITUTE FOR MEDICAL RESEARCH, 125 COMMUNITY DRIVE, MANHASSET, NY (https://www.google.com/maps/place/125%20COMMUNITY%20DRIVE,MANHASSET,NY)	Graph	1	\$50,544.00	\$50,544.00	\$50,544.00	\$50,544.00
Totals	Graph	1	\$50,544.00	\$50,544.00	\$50,544.00	\$50,544.00

Latitude: 40.783548 Longitude: -73.733087

Employer Name/Worksite Address	Graph	Count	Mean Wage	Median Wage	Lowest Wage	Highest Wage
UNITED ALINE SERVICES, INC., 103 CUTTERMILL ROAD, GREAT NECK, NY (https://www.google.com/maps/place/103%20CUTTERMILL%20ROAD,GREAT%20NECK,NY)	Graph	1	\$39,000.00	\$39,000.00	\$39,000.00	\$39,000.00
Totals	Graph	1	\$39,000.00	\$39,000.00	\$39,000.00	\$39,000.00

Latitude: 40.783563 Longitude: -73.452775

Employer Name/Employer Address	Graph	Count	Mean Wage	Median Wage	Lowest Wage	Highest Wage
GDC MEDICAL ELECTRONICS, 25 SOUTH MALL, PLAINVIEW, NY (https://www.google.com/maps/place/25%20SOUTH%20MALL,PLAINVIEW,NY)	Graph	1	\$55,000.00	\$55,000.00	\$55,000.00	\$55,000.00
GENERAL DEVELOPMENT CORP, 25 SOUTH MALL, PLAINVIEW, NY (https://www.google.com/maps/place/25%20SOUTH%20MALL,PLAINVIEW,NY)	Graph	1	\$35,360.00	\$35,360.00	\$35,360.00	\$35,360.00
Totals	Graph	2	\$45,180.00	\$35,360.00	\$35,360.00	\$55,000.00

Employer Name/Worksite Address	Graph	Count	Mean Wage	Median Wage	Lowest Wage	Highest Wage
GDC MEDICAL ELECTRONICS, 25 SOUTH MALL, PLAINVIEW, NY (https://www.google.com/maps/place/25%20SOUTH%20MALL,PLAINVIEW,NY)	Graph	2	\$45,180.00	\$35,360.00	\$35,360.00	\$55,000.00
Totals	Graph	2	\$45,180.00	\$35,360.00	\$35,360.00	\$55,000.00

Latitude: 40.783713 Longitude: -73.981955

Employer Name/Employer Address	Graph	Count	Mean Wage	Median Wage	Lowest Wage	Highest Wage
APPLICATION RESOURCES INC., 316 WEST 78TH STREET, NEW YORK, NY (https://www.google.com/maps/place/316%20WEST%2078TH%20STREET,NEW%20YORK,NY)	Graph	1	\$64,813.00	\$64,813.00	\$64,813.00	\$64,813.00
Totals	Graph	1	\$64,813.00	\$64,813.00	\$64,813.00	\$64,813.00

Employer Name/Worksite Address	Graph	Count	Mean Wage	Median Wage	Lowest Wage	Highest Wage
APPLICATION RESOURCES INC., 316 WEST 78TH STREET, NEW YORK, NY (https://www.google.com/maps/place/316%20WEST%2078TH%20STREET,NEW%20YORK,NY)	Graph	1	\$64,813.00	\$64,813.00	\$64,813.00	\$64,813.00
Totals	Graph	1	\$64,813.00	\$64,813.00	\$64,813.00	\$64,813.00

Latitude: 40.783806 Longitude: -73.252266

Employer Name/Worksite Address	Graph	Count	Mean Wage	Median Wage	Lowest Wage	Highest Wage
POLYGEN PHARMACEUTICALS, INC., 41 MERCEDES WAY, EDGEWOOD, NY (https://www.google.com/maps/place/41%20MERCEDES%20WAY,EDGEWOOD,NY)	Graph	4	\$73,500.00	\$70,000.00	\$51,000.00	\$98,000.00
Totals	Graph	4	\$73,500.00	\$70,000.00	\$51,000.00	\$98,000.00

Latitude: 40.783825 Longitude: -73.452142

Employer Name/Employer Address	Graph	Count	Mean Wage	Median Wage	Lowest Wage	Highest Wage
SYMPHONY BEAUTY BOX CORP., 18 EAST MALL, PLAINVIEW, NY (https://www.google.com/maps/place/18%20EAST%20MALL,PLAINVIEW,NY)	Graph	1	\$39,998.40	\$39,998.40	\$39,998.40	\$39,998.40
Totals	Graph	1	\$39,998.40	\$39,998.40	\$39,998.40	\$39,998.40

Employer Name/Worksite Address	Graph	Count	Mean Wage	Median Wage	Lowest Wage	Highest Wage
SYMPHONY BEAUTY BOX CORP., 18 EAST MALL, PLAINVIEW, NY (https://www.google.com/maps/place/18%20EAST%20MALL,PLAINVIEW,NY)	Graph	1	\$39,998.40	\$39,998.40	\$39,998.40	\$39,998.40
Totals	Graph	1	\$39,998.40	\$39,998.40	\$39,998.40	\$39,998.40

Latitude: 40.78383 Longitude: -73.976065

Employer Name/Worksite Address	Graph	Count	Mean Wage	Median Wage	Lowest Wage	Highest Wage
AHRC NYC, 106 W 81ST STREET, NEW YORK, NY (https://www.google.com/maps/place/106%20W%2081ST%20STREET,NEW%20YORK,NY)	Graph	1	\$43,680.00	\$43,680.00	\$43,680.00	\$43,680.00
Totals	Graph	1	\$43,680.00	\$43,680.00	\$43,680.00	\$43,680.00

Latitude: 40.783896 Longitude: -73.808641

Employer Name/Employer Address	Graph	Count	Mean Wage	Median Wage	Lowest Wage	Highest Wage
WINSOON, INC., 1244 CLINTONVILLE ST, FLUSHING, NY (https://www.google.com/maps/place/1244%20CLINTONVILLE%20ST,FLUSHING,NY)	Graph	1	\$52,000.00	\$52,000.00	\$52,000.00	\$52,000.00
Totals	Graph	1	\$52,000.00	\$52,000.00	\$52,000.00	\$52,000.00

Employer Name/Worksite Address	Graph	Count	Mean Wage	Median Wage	Lowest Wage	Highest Wage
WINSOON, INC., 1244 CLINTONVILLE ST, FLUSHING, NY (https://www.google.com/maps/place/1244%20CLINTONVILLE%20ST,FLUSHING,NY)	Graph	1	\$52,000.00	\$52,000.00	\$52,000.00	\$52,000.00

Employer Name/Worksite Address	Graph	Count	Mean Wage	Median Wage	Lowest Wage	Highest Wage
Totals	Graph	1	\$52,000.00	\$52,000.00	\$52,000.00	\$52,000.00

Latitude: 40.783906 Longitude: -73.856708

Employer Name/Worksite Address	Graph	Count	Mean Wage	Median Wage	Lowest Wage	Highest Wage
ZONEFARE INC., 1434 110TH STREET, COLLEGE POINT, NY (https://www.google.com/maps/place/1434%20110TH%20STREET,COLLEGE%20POINT,NY)	Graph	1	\$48,568.00	\$48,568.00	\$48,568.00	\$48,568.00
Totals	Graph	1	\$48,568.00	\$48,568.00	\$48,568.00	\$48,568.00

Employer Name/Worksite Address	Graph	Count	Mean Wage	Median Wage	Lowest Wage	Highest Wage
ZONEFARE INC., 1434 110TH STREET, COLLEGE POINT, NY (https://www.google.com/maps/place/1434%20110TH%20STREET,COLLEGE%20POINT,NY)	Graph	1	\$48,568.00	\$48,568.00	\$48,568.00	\$48,568.00
Totals	Graph	1	\$48,568.00	\$48,568.00	\$48,568.00	\$48,568.00

Latitude: 40.783912 Longitude: -73.732701

Employer Name/Worksite Address	Graph	Count	Mean Wage	Median Wage	Lowest Wage	Highest Wage
FIRST IMAGE DESIGN CORP., 98 CUTTERMILL ROAD, GREAT NECK PLAZA, NY (https://www.google.com/maps/place/98%20CUTTERMILL%20ROAD,GREAT%20NECK%20PLAZA,NY)	Graph	1	\$60,694.40	\$60,694.40	\$60,694.40	\$60,694.40
FIRST IMAGE DESIGN CORP., 98 CUTTERMILL ROAD, GREAT NECK, NY (https://www.google.com/maps/place/98%20CUTTERMILL%20ROAD,GREAT%20NECK,NY)	Graph	1	\$54,600.00	\$54,600.00	\$54,600.00	\$54,600.00
Totals	Graph	2	\$57,647.20	\$54,600.00	\$54,600.00	\$60,694.40

Employer Name/Worksite Address	Graph	Count	Mean Wage	Median Wage	Lowest Wage	Highest Wage
FIRST IMAGE DESIGN CORP., 98 CUTTERMILL ROAD, GREAT NECK, NY (https://www.google.com/maps/place/98%20CUTTERMILL%20%20ROAD,GREAT%20NECK,NY)	Graph	1	\$54,600.00	\$54,600.00	\$54,600.00	\$54,600.00
FIRST IMAGE DESIGN CORP., 98 CUTTERMILL ROAD, GREAT NECK, NY (https://www.google.com/maps/place/98%20CUTTERMILL%20ROAD,GREAT%20NECK,NY)	Graph	1	\$60,694.40	\$60,694.40	\$60,694.40	\$60,694.40
Totals	Graph	2	\$57,647.20	\$54,600.00	\$54,600.00	\$60,694.40

Latitude: 40.783935 Longitude: -73.958342

Employer Name/Worksite Address	Graph	Count	Mean Wage	Median Wage	Lowest Wage	Highest Wage
SC EDUCATIO INC., 4 EAST 90TH STREET, NEW YORK, NY (https://www.google.com/maps/place/4%20EAST%2090TH%20STREET,NEW%20YORK,NY)	Graph	2	\$45,677.00	\$45,677.00	\$45,677.00	\$45,677.00
Totals	Graph	2	\$45,677.00	\$45,677.00	\$45,677.00	\$45,677.00

Employer Name/Worksite Address	Graph	Count	Mean Wage	Median Wage	Lowest Wage	Highest Wage
BLUE STONE LANE HOLDINGS LLC, 2 E 90TH ST, NEW YORK, NY (https://www.google.com/maps/place/2%20E%2090TH%20ST,NEW%20YORK,NY)	Graph	1	\$60,000.00	\$60,000.00	\$60,000.00	\$60,000.00
SC EDUCATIO INC., 4 EAST 90TH STREET, NEW YORK, NY (https://www.google.com/maps/place/4%20EAST%2090TH%20STREET,NEW%20YORK,NY)	Graph	2	\$45,677.00	\$45,677.00	\$45,677.00	\$45,677.00
Totals	Graph	3	\$50,451.33	\$45,677.00	\$45,677.00	\$60,000.00

Latitude: 40.784149 Longitude: -73.415376

Employer Name/Employer Address	Graph	Count	Mean Wage	Median Wage	Lowest Wage	Highest Wage
LEVITON MANUFACTURING CO., INC., 201 NORTH SERVICE ROAD, MELVILLE, NY (https://www.google.com/maps/place/201%20NORTH%20SERVICE%20ROAD,MELVILLE,NY)	Graph	7	\$77,590.57	\$66,647.00	\$56,123.00	\$135,369.00
Totals	Graph	7	\$77,590.57	\$66,647.00	\$56,123.00	\$135,369.00

Employer Name/Worksite Address	Graph	Count	Mean Wage	Median Wage	Lowest Wage	Highest Wage
BDO USA, LLP, 201 N SERVICE RD, MELVILLE, NY (https://www.google.com/maps/place/201%20N%20SERVICE%20RD,MELVILLE,NY)	Graph	1	\$73,700.00	\$73,700.00	\$73,700.00	\$73,700.00
INFOSYS LIMITED, 201 NORTH SERVICE ROAD, MELVILLE, NY (https://www.google.com/maps/place/201%20%20NORTH%20SERVICE%20ROAD,MELVILLE,NY)	Graph	2	\$77,181.50	\$75,553.00	\$75,553.00	\$78,810.00
LEVITON MANUFACTURING CO., INC., 201 NORTH SERVICE ROAD, MELVILLE, NY (https://www.google.com/maps/place/201%20NORTH%20SERVICE%20ROAD,MELVILLE,NY)	Graph	16	\$99,036.81	\$80,890.00	\$56,123.00	\$162,490.00
Totals	Graph	19	\$95,402.74	\$80,287.00	\$56,123.00	\$162,490.00

Latitude: 40.784164 Longitude: -73.409813

Employer Name/Employer Address	Graph	Count	Mean Wage	Median Wage	Lowest Wage	Highest Wage
ANTHONY J. CASSAR CPA PC, 150 BROADHOLLOW RD, PH 11, MELVILLE, NY (https://www.google.com/maps/place/150%20BROADHOLLOW%20RD,%20PH%2011,MELVILLE,NY)	Graph	1	\$56,451.00	\$56,451.00	\$56,451.00	\$56,451.00
ANTHONY, J. CASSAR, CPA, PC, 150 BROADHOLLOW ROAD, PH11, MELVILLE, NY (https://www.google.com/maps/place/150%20BROADHOLLOW%20ROAD,%20PH11,MELVILLE,NY)	Graph	1	\$49,920.00	\$49,920.00	\$49,920.00	\$49,920.00
Totals	Graph	2	\$53,185.50	\$49,920.00	\$49,920.00	\$56,451.00

Employer Name/Worksite Address	Graph	Count	Mean Wage	Median Wage
ACHIEVE BEYOND INC., ACHIEVE BEYOND INC., MELVILLE, NY (https://www.google.com/maps/place/ACHIEVE%20BEYOND%20INC.,MELVILLE,NY)	Graph	1	\$75,010.00	\$75,010.00
ANTHONY J. CASSAR CPA PC, 150 BROADHOLLOW RD, PH 11, MELVILLE, NY (https://www.google.com/maps/place/150%20BROADHOLLOW%20RD,%20PH%2011,MELVILLE,NY)	Graph	1	\$56,451.00	\$56,451.00
ANTHONY, J. CASSAR, CPA, PC, 150 BROADHOLLOW ROAD, PH11, MELVILLE, NY (https://www.google.com/maps/place/150%20BROADHOLLOW%20ROAD,%20PH11,MELVILLE,NY)	Graph	1	\$49,920.00	\$49,920.00
BILINGUALS INC., BILINGUAL INC. (DBA ACHIEVE BEYOND), MELVILLE, NY (https://www.google.com/maps/place/BILINGUAL%20INC.%20(DBA%20ACHIEVE%20BEYOND),MELVILLE,NY)	Graph	1	\$40,800.00	\$40,800.00
ELC MANAGEMENT LLC, 145 GREENWAY PLAZA DRIVE, MELVILLE, NY (https://www.google.com/maps/place/145%20GREENWAY%20PLAZA%20DRIVE,MELVILLE,NY)	Graph	1	\$205,000.00	\$205,000.00
EVEREST CONSULTING GROUP, INC., ADECCO, MELVILLE, NY (https://www.google.com/maps/place/ADECCO,MELVILLE,NY)	Graph	1	\$75,000.00	\$75,000.00
GLOBULE-TECH, LLC, 1 CANNON PARK, MELVILLE, NY (https://www.google.com/maps/place/1%20CANNON%20PARK,MELVILLE,NY)	Graph	1	\$96,000.00	\$96,000.00
INFOSMART TECHNOLOGIES, INC, ESTEE LAUDER COMPANIES, MELVILLE, NY (https://www.google.com/maps/place/ESTEE%20LAUDER%20COMPANIES,MELVILLE,NY)	Graph	1	\$83,000.00	\$83,000.00
LARSEN & TOUBRO INFOTECH LIMITED, CANON INFORMATION & IMAGING SOLUTION INC, MELVILLE, NY (https://www.google.com/maps/place/CANON%20INFORMATION%20%26%20IMAGING%20SOLUTION%20INC,MELVILLE,NY)	Graph	1	\$76,315.00	\$76,315.00
LARSEN & TOUBRO INFOTECH LIMITED, CANON INFORMATION AND IMAGING SOLUTIONS, MELVILLE, NY (https://www.google.com/maps/place/CANON%20INFORMATION%20AND%20IMAGING%20SOLUTIONS,MELVILLE,NY)	Graph	1	\$70,668.00	\$70,668.00
QUALITY MATRIX INC, NORTHWELL HEALTH, MELVILLE, NY (https://www.google.com/maps/place/NORTHWELL%20HEALTH,MELVILLE,NY)	Graph	1	\$60,000.00	\$60,000.00
TRUSTEK INC., ONE CANNON PARK, MELVILLE, NY (https://www.google.com/maps/place/ONE%20CANNON%20PARK,MELVILLE,NY)	Graph	1	\$92,000.00	\$92,000.00
VALSOURCE, LLC, KEDRION BIOPHARMA, MELVILLE, NY (https://www.google.com/maps/place/KEDRION%20BIOPHARMA,MELVILLE,NY)	Graph	1	\$70,720.00	\$70,720.00
WIPRO LIMITED, 135 DURYEA RD, MELVILLE, MELVILLE, NY (https://www.google.com/maps/place/135%20DURYEA%20RD,%20MELVILLE,MELVILLE,NY)	Graph	1	\$76,315.00	\$76,315.00
ZETA GLOBAL CORP. FORMERLY ZETA INTERACTIVE CORP., ZETA GLOBAL CORP. FORMERLY ZETA INTERACTIVE CORP., MELVILLE, NY (https://www.google.com/maps/place/ZETA%20GLOBAL%20CORP.%20FORMERLY%20ZETA%20INTERACTIVE%20CORP.,MELVILLE,NY)	Graph	1	\$123,600.00	\$123,600.00

Employer Name/Worksite Address	Graph	Count	Mean Wage	Median Wage
ELC MANAGEMENT LLC, 145 GREENWAY PLAZA, MELVILLE, NY (https://www.google.com/maps/place/145%20GREENWAY%20PLAZA,MELVILLE,NY)	Graph	2	\$127,750.00	\$121,250.00
NANDAN TECHNOLOGIES, LLC, HONEY WELL, MELVILLE, NY (https://www.google.com/maps/place/HONEY%20WELL,MELVILLE,NY)	Graph	2	\$70,550.00	\$66,000.00
INTONE NETWORKS INC., KEY MANAGEMENT GROUP INC., MELVILLE, NY (https://www.google.com/maps/place/KEY%20MANAGEMENT%20GROUP%20INC.,MELVILLE,NY)	Graph	3	\$74,354.00	\$78,062.00
KEY MANAGEMENT GROUP, INC., KEY MANAGEMENT GROUP, INC., MELVILLE, NY (https://www.google.com/maps/place/KEY%20MANAGEMENT%20GROUP,%20INC.,MELVILLE,NY)	Graph	10	\$61,395.60	\$60,382.00
BILINGUALS INC., BILINGUALS INC. DBA ACHIEVE BEYOND, MELVILLA, NY (https://www.google.com/maps/place/BILINGUALS%20INC.%20DBA%20ACHIEVE%20BEYOND,MELVILLA,NY)	Graph	13	\$60,403.00	\$60,403.00
BILINGUALS INC., BILINGUALS INC. DBA ACHIEVE BEYOND, MELVILLE, NY (https://www.google.com/maps/place/BILINGUALS%20INC.%20DBA%20ACHIEVE%20BEYOND,MELVILLE,NY)	Graph	21	\$60,403.00	\$60,403.00
Totals	Graph	66	\$68,759.38	\$60,403.00

Latitude: 40.784176 Longitude: -73.411151

Employer Name/Worksite Address	Graph	Count	Mean Wage	Median Wage	Lowest Wage	Highest Wage
RELIANCE IT SERVICES INC., 155 PINELAWN RD, MELVILLE, NY (https://www.google.com/maps/place/155%20PINELAWN%20RD,MELVILLE,NY)	Graph	1	\$75,000.00	\$75,000.00	\$75,000.00	\$75,000.00
RJT COMPUQUEST, INC., 155 PINELAWN RD #345, MELVILLE, NY (https://www.google.com/maps/place/155%20PINELAWN%20RD%20#345,MELVILLE,NY)	Graph	1	\$65,000.00	\$65,000.00	\$65,000.00	\$65,000.00
HEIGHTS GLOBAL IT SERVICE, 155 PINELAWN ROAD, MELVILLE, NY (https://www.google.com/maps/place/155%20PINELAWN%20ROAD,MELVILLE,NY)	Graph	2	\$85,857.00	\$74,714.00	\$74,714.00	\$97,000.00
Totals	Graph	4	\$77,928.50	\$74,714.00	\$65,000.00	\$97,000.00

Latitude: 40.784297 Longitude: -73.411275

Employer Name/Employer Address	Graph	Count	Mean Wage	Median Wage	Lowest Wage	Highest Wage
SASSERATH AND ZORAIAN, LLP, 145 PINELAWN ROAD, SUITE 200, MELVILLE, NY (https://www.google.com/maps/place/145%20PINELAWN%20ROAD,%20SUITE%20200,MELVILLE,NY)	Graph	1	\$40,000.00	\$40,000.00	\$40,000.00	\$40,000.00
Totals	Graph	1	\$40,000.00	\$40,000.00	\$40,000.00	\$40,000.00

Employer Name/Worksite Address	Graph	Count	Mean Wage	Median Wage	Lowest Wage	Highest Wage
IBM INDIA PRIVATE LIMITED, 145 PINELAWN RD., MELVILLE, NY (https://www.google.com/maps/place/145%20PINELAWN%20RD.,MELVILLE,NY)	Graph	1	\$90,286.00	\$90,286.00	\$90,286.00	\$90,286.00
IBM INDIA PRIVATE LIMITED, 145 PINELAWN RD, MELVILLE, NY (https://www.google.com/maps/place/145%20PINELAWN%20RD,MELVILLE,NY)	Graph	3	\$85,491.00	\$84,000.00	\$82,187.00	\$90,286.00
INFOSYS LIMITED, 145 PINELAWN ROAD SUITE 150, MELVILLE, NY (https://www.google.com/maps/place/145%20PINELAWN%20ROAD%20SUITE%20150,MELVILLE,NY)	Graph	24	\$82,216.54	\$76,909.00	\$69,379.00	\$118,136.00
IBM INDIA PRIVATE LIMITED, 145 PINELAWN ROAD, MELVILLE, NY (https://www.google.com/maps/place/145%20PINELAWN%20ROAD,MELVILLE,NY)	Graph	41	\$92,896.17	\$90,709.00	\$40,000.00	\$140,000.00
Totals	Graph	69	\$88,821.72	\$90,286.00	\$40,000.00	\$140,000.00

Latitude: 40.784419 Longitude: -73.730017

Employer Name/Employer Address	Graph	Count	Mean Wage	Median Wage	Lowest Wage	Highest Wage
GORJIAN ACQUISITIONS LLC, 150 GREAT NECK ROAD, GREAT NECK, NY (https://www.google.com/maps/place/150%20GREAT%20NECK%20ROAD,GREAT%20NECK,NY)	Graph	1	\$60,000.00	\$60,000.00	\$60,000.00	\$60,000.00
NAMDAR REALTY GROUP LLC, 150 GREAT NECK ROAD, SUITE 304, GREAT NECK, NY (https://www.google.com/maps/place/150%20GREAT%20NECK%20ROAD,%20SUITE%20304,GREAT%20NECK,NY)	Graph	1	\$72,000.00	\$72,000.00	\$72,000.00	\$72,000.00
Totals	Graph	2	\$66,000.00	\$60,000.00	\$60,000.00	\$72,000.00

Employer Name/Worksite Address	Graph	Count	Mean Wage	Median Wage	Lowest Wage	Highest Wage
GORJIAN ACQUISITIONS LLC, 150 GREAT NECK ROAD, GREAT NECK, NY (https://www.google.com/maps/place/150%20GREAT%20NECK%20ROAD,GREAT%20NECK,NY)	Graph	1	\$60,000.00	\$60,000.00	\$60,000.00	\$60,000.00
NAMDAR REALTY GROUP LLC, 150 GREAT NECK ROAD, SUITE 304, GREAT NECK, NY (https://www.google.com/maps/place/150%20GREAT%20NECK%20ROAD,%20SUITE%20304,GREAT%20NECK,NY)	Graph	1	\$72,000.00	\$72,000.00	\$72,000.00	\$72,000.00
Totals	Graph	2	\$66,000.00	\$60,000.00	\$60,000.00	\$72,000.00

Latitude: 40.784448 Longitude: -73.649332

Employer Name/Employer Address	Graph	Count	Mean Wage	Median Wage	Lowest Wage	Highest Wage
HIGHWAY TOLL ADMINISTRATION, LLC, 66 POWERHOUSE ROAD, ROSLYN HEIGHTS, NY (https://www.google.com/maps/place/66%20POWERHOUSE%20ROAD,ROSLYN%20HEIGHTS,NY)	Graph	1	\$52,125.00	\$52,125.00	\$52,125.00	\$52,125.00
Totals	Graph	1	\$52,125.00	\$52,125.00	\$52,125.00	\$52,125.00

Employer Name/Worksite Address	Graph	Count	Mean Wage	Median Wage	Lowest Wage	Highest Wage
BIRLASOFT INC, 66 POWERHOUSE ROAD, ROSLYN HEIGHTS, NY (https://www.google.com/maps/place/66%20POWERHOUSE%20ROAD,ROSLYN%20HEIGHTS,NY)	Graph	21	\$59,625.00	\$60,000.00	\$52,125.00	\$60,000.00
Totals	Graph	21	\$59,625.00	\$60,000.00	\$52,125.00	\$60,000.00

Latitude: 40.784538 Longitude: -73.411523

Employer Name/Worksite Address	Graph	Count	Mean Wage	Median Wage	Lowest Wage	Highest Wage
SOLSTICE SYSTEMS & TECHNOLOGY LLC, 125 PINELAWN RD., MELVILLE, NY (https://www.google.com/maps/place/125%20PINELAWN%20RD.,MELVILLE,NY)	Graph	1	\$103,709.00	\$103,709.00	\$103,709.00	\$103,709.00
SPARTAN SOLUTIONS INC, 125 PINELAWN RD, MELVILLE, NY (https://www.google.com/maps/place/125%20PINELAWN%20RD,MELVILLE,NY)	Graph	4	\$79,755.25	\$72,000.00	\$60,000.00	\$96,000.00
ELC MANAGEMENT LLC, 125 PINELAWN ROAD, MELVILLE, NY (https://www.google.com/maps/place/125%20PINELAWN%20ROAD,MELVILLE,NY)	Graph	36	\$90,854.86	\$86,100.00	\$66,061.00	\$138,800.00
Totals	Graph	41	\$90,085.48	\$91,021.00	\$60,000.00	\$138,800.00

Latitude: 40.784649 Longitude: -73.648687

Employer Name/Employer Address	Graph	Count	Mean Wage	Median Wage	Lowest Wage	Highest Wage
STAR CNC MACHINE TOOL CORP., 123 POWERHOUSE ROAD, ROSLYN HEIGHTS, NY (https://www.google.com/maps/place/123%20POWERHOUSE%20ROAD,ROSLYN%20HEIGHTS,NY)	Graph	1	\$75,000.00	\$75,000.00	\$75,000.00	\$75,000.00
Totals	Graph	1	\$75,000.00	\$75,000.00	\$75,000.00	\$75,000.00

Employer Name/Worksite Address	Graph	Count	Mean Wage	Median Wage	Lowest Wage	Highest Wage
STAR CNC MACHINE TOOL CORP., 123 POWERHOUSE ROAD, ROSLYN HEIGHTS, NY (https://www.google.com/maps/place/123%20POWERHOUSE%20ROAD,ROSLYN%20HEIGHTS,NY)	Graph	1	\$75,000.00	\$75,000.00	\$75,000.00	\$75,000.00
Totals	Graph	1	\$75,000.00	\$75,000.00	\$75,000.00	\$75,000.00

Latitude: 40.78473 Longitude: -73.452656

Employer Name/Employer Address	Graph	Count	Mean Wage	Median Wage	Lowest Wage	Highest Wage
SYMPHONY BEAUTY BOX CORP., 57 NORTH MALL, PLAINVIEW, NY (https://www.google.com/maps/place/57%20NORTH%20MALL,PLAINVIEW,NY)	Graph	1	\$39,998.40	\$39,998.40	\$39,998.40	\$39,998.40
Totals	Graph	1	\$39,998.40	\$39,998.40	\$39,998.40	\$39,998.40

Employer Name/Worksite Address	Graph	Count	Mean Wage	Median Wage	Lowest Wage	Highest Wage
SYMPHONY BEAUTY BOX CORP, 57 NORTH MALL, PLAINVIEW, NY (https://www.google.com/maps/place/57%20NORTH%20MALL,PLAINVIEW,NY)	Graph	1	\$39,998.40	\$39,998.40	\$39,998.40	\$39,998.40
Totals	Graph	1	\$39,998.40	\$39,998.40	\$39,998.40	\$39,998.40

Latitude: 40.784752 Longitude: -73.952157

Employer Name/Employer Address	Graph	Count	Mean Wage	Median Wage	Lowest Wage	Highest Wage
WESBUILT CONSTRUCTION MANAGERS, LLC, 145 EAST 94TH STREET, NEW YORK, NY (https://www.google.com/maps/place/145%20EAST%2094TH%20STREET,NEW%20YORK,NY)	Graph	2	\$80,000.00	\$50,000.00	\$50,000.00	\$110,000.00
Totals	Graph	2	\$80,000.00	\$50,000.00	\$50,000.00	\$110,000.00

Employer Name/Worksite Address	Graph	Count	Mean Wage	Median Wage	Lowest Wage	Highest Wage
WESBUILT CONSTRUCTION MANAGERS, LLC, 145 EAST 94TH STREET, NEW YORK, NY (https://www.google.com/maps/place/145%20EAST%2094TH%20STREET,NEW%20YORK,NY)	Graph	2	\$80,000.00	\$50,000.00	\$50,000.00	\$110,000.00
Totals	Graph	2	\$80,000.00	\$50,000.00	\$50,000.00	\$110,000.00

Latitude: 40.784866 Longitude: -73.955969

Employer Name/Employer Address	Graph	Count	Mean Wage	Median Wage	Lowest Wage	Highest Wage
STAR BUILDERS INC., 1300 MADISON AVENUE, NEW YORK, NY (https://www.google.com/maps/place/1300%20MADISON%20AVENUE,NEW%20YORK,NY)	Graph	1	\$45,000.00	\$45,000.00	\$45,000.00	\$45,000.00
Totals	Graph	1	\$45,000.00	\$45,000.00	\$45,000.00	\$45,000.00

Employer Name/Worksite Address	Graph	Count	Mean Wage	Median Wage	Lowest Wage	Highest Wage
STAR BUILDERS INC., 1300 MADISON AVENUE, NEW YORK, NY (https://www.google.com/maps/place/1300%20MADISON%20AVENUE,NEW%20YORK,NY)	Graph	1	\$45,000.00	\$45,000.00	\$45,000.00	\$45,000.00
Totals	Graph	1	\$45,000.00	\$45,000.00	\$45,000.00	\$45,000.00

Latitude: 40.784875 Longitude: -73.943927

Employer Name/Worksite Address	Graph	Count	Mean Wage	Median Wage	Lowest Wage	Highest Wage
PHYSICIAN AFFILIATE GROUP OF NEW YORK, P.C., 1901 FIRST AVENUE, NEW YORK, NY (https://www.google.com/maps/place/1901%20FIRST%20AVENUE,NEW%20YORK,NY)	Graph	3	\$158,554.01	\$146,109.60	\$126,158.00	\$203,394.44
Totals	Graph	3	\$158,554.01	\$146,109.60	\$126,158.00	\$203,394.44

Latitude: 40.784881 Longitude: -73.729616

Employer Name/Employer Address	Graph	Count	Mean Wage	Median Wage	Lowest Wage	Highest Wage
LINO INTERNATIONAL INC., 111 GREAT NECK AVE SUITE 300A, GREAT NECK, NY (https://www.google.com/maps/place/111%20GREAT%20NECK%20AVE%20SUITE%20300A,GREAT%20NECK,NY)	Graph	1	\$60,694.40	\$60,694.40	\$60,694.40	\$60,694.40
NISHIYAMA CORPORATION OF AMERICA, 111 GREAT NECK ROAD, GREAT NECK, NY (https://www.google.com/maps/place/111%20GREAT%20NECK%20ROAD,GREAT%20NECK,NY)	Graph	1	\$50,000.00	\$50,000.00	\$50,000.00	\$50,000.00
STERLING EQUITIES ASSOCIATES, 111 GREAT NECK ROAD, GREAT NECK, NY (https://www.google.com/maps/place/111%20GREAT%20NECK%20ROAD,GREAT%20NECK,NY)	Graph	1	\$90,000.00	\$90,000.00	\$90,000.00	\$90,000.00
STERLING EQUITIES ASSOCIATES, LLC, 111 GREAT NECK ROAD, GREAT NECK, NY (https://www.google.com/maps/place/111%20GREAT%20NECK%20ROAD,GREAT%20NECK,NY)	Graph	1	\$90,000.00	\$90,000.00	\$90,000.00	\$90,000.00

Employer Name/Employer Address	Graph	Count	Mean Wage	Median Wage	Lowest Wage	Highest Wage
FLEXTRADE SYSTEMS, INC., 111 GREAT NECK ROAD, SUITE 314, NEW YORK, NY (https://www.google.com/maps/place/111%20GREAT%20NECK%20ROAD,%20SUITE%20314,NEW%20YORK,NY)	Graph	2	\$115,000.00	\$100,000.00	\$100,000.00	\$115,000.00
SC & ASSOCIATES, LLP, 111 GREAT NECK ROAD, GREAT NECK, NY (https://www.google.com/maps/place/111%20GREAT%20NECK%20ROAD,GREAT%20NECK,NY)	Graph	6	\$56,500.00	\$56,500.00	\$56,500.00	\$56,500.00
FLEXTRADE SYSTEMS, INC., 111 GREAT NECK ROAD, GREAT NECK, NY (https://www.google.com/maps/place/111%20GREAT%20NECK%20ROAD,GREAT%20NECK,NY)	Graph	8	\$123,125.00	\$115,000.00	\$95,000.00	\$115,000.00
FLEXTRADE SYSTEMS INC, 111 GREAT NECK ROAD, GREAT NECK, NY (https://www.google.com/maps/place/111%20GREAT%20NECK%20ROAD,GREAT%20NECK,NY)	Graph	11	\$91,090.91	\$90,000.00	\$75,000.00	\$91,090.91
Totals	Graph	31	\$91,828.85	\$90,000.00	\$50,000.00	\$115,000.00

Employer Name/Worksite Address	Graph	Count	Mean Wage	Median Wage	Lowest Wage	Highest Wage
LINO INTERNATIONAL INC., 111 GREAT NECK AVE SUITE 300A, GREAT NECK, NY (https://www.google.com/maps/place/111%20GREAT%20NECK%20AVE%20SUITE%20300A,GREAT%20NECK,NY)	Graph	1	\$60,694.40	\$60,694.40	\$60,694.40	\$60,694.40
FLEXTRADE SYSTEMS INC, 111 GREAT NECK ROAD, NEW YORK, NY (https://www.google.com/maps/place/111%20GREAT%20NECK%20ROAD,NEW%20YORK,NY)	Graph	11	\$91,090.91	\$90,000.00	\$75,000.00	\$91,090.91
FLEXTRADE SYSTEMS, INC., 111 GREAT NECK ROAD, GREAT NECK, NY (https://www.google.com/maps/place/111%20GREAT%20NECK%20ROAD,GREAT%20NECK,NY)	Graph	19	\$93,894.74	\$95,000.00	\$50,000.00	\$115,000.00
Totals	Graph	31	\$91,828.85	\$90,000.00	\$50,000.00	\$115,000.00

Latitude: 40.784901 Longitude: -73.715638

Employer Name/Employer Address	Graph	Count	Mean Wage	Median Wage	Lowest Wage	Highest Wage
FLUIDMESH NETWORKS, LLC, 81 PROSPECT ST, BROOKLYN, NY (https://www.google.com/maps/place/81%20PROSPECT%20ST,BROOKLYN,NY)	Graph	1	\$46,675.00	\$46,675.00	\$46,675.00	\$46,675.00
Totals	Graph	1	\$46,675.00	\$46,675.00	\$46,675.00	\$46,675.00

Employer Name/Worksite Address	Graph	Count	Mean Wage	Median Wage	Lowest Wage	Highest Wage
FLUIDMESH NETWORKS, LLC, 81 PROSPECT ST, BROOKLYN, NY (https://www.google.com/maps/place/81%20PROSPECT%20ST,BROOKLYN,NY)	Graph	1	\$46,675.00	\$46,675.00	\$46,675.00	\$46,675.00
Totals	Graph	1	\$46,675.00	\$46,675.00	\$46,675.00	\$46,675.00

Latitude: 40.784923 Longitude: -73.841548

Employer Name/Employer Address	Graph	Count	Mean Wage	Median Wage	Lowest Wage	Highest Wage
JSL DESIGN INC, 130 17 23RD AVENUE, COLLEGE POINT, NY (https://www.google.com/maps/place/130%2017%2023RD%20AVENUE,COLLEGE%20POINT,NY)	Graph	1	\$54,080.00	\$54,080.00	\$54,080.00	\$54,080.00
M&D ENTERPRISES USA INC., 1516 COLLEGE POINT BLVD., 2FL, COLLEGE POINT, NY (https://www.google.com/maps/place/1516%20COLLEGE%20POINT%20BLVD.,%202FL,COLLEGE%20POINT,NY)	Graph	1	\$53,060.80	\$53,060.80	\$53,060.80	\$53,060.80
IBENZER INC., 22-30 119TH STREET, UNIT D, COLLEGE POINT, NY (https://www.google.com/maps/place/22-30%20119TH%20STREET,%20UNIT%20D,COLLEGE%20POINT,NY)	Graph	2	\$67,184.00	\$47,008.00	\$47,008.00	\$87,360.00
Totals	Graph	4	\$60,377.20	\$53,060.80	\$47,008.00	\$87,360.00

Employer Name/Worksite Address	Graph	Count	Mean Wage	Median Wage	Lowest Wage	Highest Wage
JSL DESIGN INC, 130 17 23RD AVENUE, COLLEGE POINT, NY (https://www.google.com/maps/place/130%2017%2023RD%20AVENUE,COLLEGE%20POINT,NY)	Graph	1	\$54,080.00	\$54,080.00	\$54,080.00	\$54,080.00
M&D ENTERPRISES USA INC., 1516 COLLEGE POINT BLVD., 2FL, COLLEGE POINT, NY (https://www.google.com/maps/place/1516%20COLLEGE%20POINT%20BLVD.,%202FL,COLLEGE%20POINT,NY)	Graph	1	\$53,060.80	\$53,060.80	\$53,060.80	\$53,060.80
SINOELITE CORP, 2226 129TH STREET, FLUSHING, NY (https://www.google.com/maps/place/2226%20129TH%20STREET,FLUSHING,NY)	Graph	1	\$55,780.00	\$55,780.00	\$55,780.00	\$55,780.00

Employer Name/Worksite Address	Graph	Count	Mean Wage	Median Wage	Lowest Wage	Highest Wage
IBENZER INC., 22-30 119TH STREET, UNIT D, COLLEGE POINT, NY (https://www.google.com/maps/place/22-30%20119TH%20STREET,%20UNIT%20D,COLLEGE%20POINT,NY)	Graph	2	\$67,184.00	\$47,008.00	\$47,008.00	\$87,360.00
Totals	Graph	5	\$59,457.76	\$54,080.00	\$47,008.00	\$87,360.00

Latitude: 40.784952 Longitude: -73.943563

Employer Name/Employer Address	Graph	Count	Mean Wage	Median Wage	Lowest Wage	Highest Wage
NYC HEALTH + HOSPITALS/METROPOLITAN, 1901 FIRST AVENUE, NEW YORK, NY (https://www.google.com/maps/place/1901%20FIRST%20AVENUE,NEW%20YORK,NY)	Graph	1	\$71,724.00	\$71,724.00	\$71,724.00	\$71,724.00
NYCHHC METROPOLITAN HOSPITAL CENTER, 1901 FIRST AVENUE, NEW YORK, NY (https://www.google.com/maps/place/1901%20FIRST%20AVENUE,NEW%20YORK,NY)	Graph	1	\$71,724.00	\$71,724.00	\$71,724.00	\$71,724.00
NYC-HHC, METROPOLITAN HOSPITAL CENTER, 1901 FIRST AVENUE, NEW YORK, NY (https://www.google.com/maps/place/1901%20FIRST%20AVENUE,NEW%20YORK,NY)	Graph	11	\$62,584.00	\$61,670.00	\$61,670.00	\$71,724.00
Totals	Graph	13	\$63,990.15	\$61,670.00	\$61,670.00	\$71,724.00

Employer Name/Worksite Address	Graph	Count	Mean Wage	Median Wage	Lowest Wage	Highest Wage
PAGNY, PC, METROPOLITAN HOSPITAL CENTER, NEW YORK, NY (https://www.google.com/maps/place/METROPOLITAN%20HOSPITAL%20CENTER,NEW%20YORK,NY)	Graph	1	\$201,714.00	\$201,714.00	\$201,714.00	\$201,714.00
NYC HEALTH + HOSPITALS/METROPOLITAN, 1901 FIRST AVENUE, NEW YORK, NY (https://www.google.com/maps/place/1901%20FIRST%20AVENUE,NEW%20YORK,NY)	Graph	14	\$68,430.71	\$61,670.00	\$61,670.00	\$126,158.00
Totals	Graph	15	\$77,316.27	\$61,670.00	\$61,670.00	\$201,714.00

Latitude: 40.785018 Longitude: -73.957796

Employer Name/Employer Address	Graph	Count	Mean Wage	Median Wage	Lowest Wage	Highest Wage
ALAIDE 07, INC., 551 FIFTH AVENUE, NEW YORK, NY (https://www.google.com/maps/place/551%20FIFTH%20AVENUE,NEW%20YORK,NY)	Graph	1	\$60,000.00	\$60,000.00	\$60,000.00	\$60,000.00
ECOBAN SECURITIES CORPORATION, 521 FIFTH AVENUE, SUITE 630, NEW YORK, NY (https://www.google.com/maps/place/521%20FIFTH%20AVENUE,%20SUITE%20630,NEW%20YORK,NY)	Graph	1	\$70,000.00	\$70,000.00	\$70,000.00	\$70,000.00
QUICK USA, INC., 551 FIFTH AVENUE, NEW YORK, NY (https://www.google.com/maps/place/551%20FIFTH%20AVENUE,NEW%20YORK,NY)	Graph	1	\$46,821.00	\$46,821.00	\$46,821.00	\$46,821.00
UNIQUE DESIGNS INC., 521 FIFTH AVENUE SUITE 820, NEW YORK, NY (https://www.google.com/maps/place/521%20FIFTH%20AVENUE%20SUITE%20820,NEW%20YORK,NY)	Graph	1	\$65,000.00	\$65,000.00	\$65,000.00	\$65,000.00
CRITICAL MENTION, INC., 521 FIFTH AVENUE, NEW YORK, NY (https://www.google.com/maps/place/521%20FIFTH%20AVENUE,NEW%20YORK,NY)	Graph	2	\$72,500.00	\$70,000.00	\$70,000.00	\$75,000.00
KIRAN JEWELS INC., 521 FIFTH AVENUE, NEW YORK, NY (https://www.google.com/maps/place/521%20FIFTH%20AVENUE,NEW%20YORK,NY)	Graph	2	\$59,748.00	\$56,160.00	\$56,160.00	\$63,336.00
INTER PARFUMS, INC., 551 FIFTH AVENUE, NEW YORK, NY (https://www.google.com/maps/place/551%20FIFTH%20AVENUE,NEW%20YORK,NY)	Graph	3	\$49,000.00	\$50,000.00	\$47,000.00	\$50,000.00
KGS-ALPHA CAPITAL MARKETS, LP, 521 FIFTH AVENUE, NEW YORK, NY (https://www.google.com/maps/place/521%20FIFTH%20AVENUE,NEW%20YORK,NY)	Graph	4	\$100,500.00	\$100,000.00	\$62,000.00	\$120,000.00
Totals	Graph	15	\$70,354.47	\$63,336.00	\$46,821.00	\$120,000.00

Employer Name/Worksite Address	Graph	Count	Mean Wage	Median Wage	Lowest Wage	Highest Wage
ECOBAN SECURITIES CORPORATION, 521 FIFTH AVENUE, SUITE 630, NEW YORK, NY (https://www.google.com/maps/place/521%20FIFTH%20AVENUE,%20SUITE%20630,NEW%20YORK,NY)	Graph	1	\$70,000.00	\$70,000.00	\$70,000.00	\$70,000.00
JEAN MARTIN INC, 551 FIFTH AVENUE, SUITE 1425, NY (https://www.google.com/maps/place/551%20FIFTH%20AVENUE,SUITE%201425,NY)	Graph	1	\$84,864.00	\$84,864.00	\$84,864.00	\$84,864.00
UNIQUE DESIGNS INC., 521 FIFTH AVENUE STE 820, NEW YORK, NY (https://www.google.com/maps/place/521%20FIFTH%20AVENUE%20STE%20820,NEW%20YORK,NY)	Graph	1	\$65,000.00	\$65,000.00	\$65,000.00	\$65,000.00

Employer Name/Worksite Address	Graph	Count	Mean Wage	Median Wage	Lowest Wage	Highest Wage
QUICK USA, INC., 551 FIFTH AVENUE, NEW YORK, NY (https://www.google.com/maps/place/551%20FIFTH%20AVENUE,NEW%20YORK,NY)	Graph	7	\$63,393.58	\$50,000.00	\$46,821.00	\$96,934.08
CRITICAL MENTION, INC., 521 FIFTH AVENUE, NEW YORK, NY (https://www.google.com/maps/place/521%20FIFTH%20AVENUE,NEW%20YORK,NY)	Graph	9	\$80,239.56	\$70,000.00	\$55,910.00	\$120,000.00
Totals	Graph	19	\$72,935.53	\$65,000.00	\$46,821.00	\$120,000.00

Latitude: 40.785031 Longitude: -73.955684

Employer Name/Employer Address	Graph	Count	Mean Wage	Median Wage	Lowest Wage	Highest Wage
THE CAROUSEL OF LANGUAGES, LLC, 1309 MADISON AVENUE, 2ND FLOOR, NEW YORK, NY (https://www.google.com/maps/place/1309%20MADISON%20AVENUE,%202ND%20FLOOR,NEW%20YORK,NY)	Graph	1	\$45,760.00	\$45,760.00	\$45,760.00	\$45,760.00
Totals	Graph	1	\$45,760.00	\$45,760.00	\$45,760.00	\$45,760.00

Employer Name/Worksite Address	Graph	Count	Mean Wage	Median Wage	Lowest Wage	Highest Wage
THE CAROUSEL OF LANGUAGES, LLC, 1309 MADISON AVE, 2ND FLOOR, NEW YORK, NY (https://www.google.com/maps/place/1309%20MADISON%20AVE,%202ND%20FLOOR,NEW%20YORK,NY)	Graph	1	\$45,760.00	\$45,760.00	\$45,760.00	\$45,760.00
Totals	Graph	1	\$45,760.00	\$45,760.00	\$45,760.00	\$45,760.00

Latitude: 40.785207 Longitude: -73.856927

Employer Name/Employer Address	Graph	Count	Mean Wage	Median Wage	Lowest Wage	Highest Wage
MOBILE CITY DISTRICT 1 LLC, 14-34 110TH STREET, COLLEGE POINT, NY (https://www.google.com/maps/place/14-34%20110TH%20STREET,COLLEGE%20POINT,NY)	Graph	3	\$51,333.33	\$50,000.00	\$50,000.00	\$54,000.00
Totals	Graph	3	\$51,333.33	\$50,000.00	\$50,000.00	\$54,000.00

Employer Name/Worksite Address	Graph	Count	Mean Wage	Median Wage	Lowest Wage	Highest Wage
MOBILE CITY DISTRICT 1 LLC, 14-34 110TH STREET, COLLEGE POINT, NY (https://www.google.com/maps/place/14-34%20110TH%20STREET,COLLEGE%20POINT,NY)	Graph	3	\$51,333.33	\$50,000.00	\$50,000.00	\$54,000.00
Totals	Graph	3	\$51,333.33	\$50,000.00	\$50,000.00	\$54,000.00

Latitude: 40.785381 Longitude: -73.843158

Employer Name/Worksite Address	Graph	Count	Mean Wage	Median Wage	Lowest Wage	Highest Wage
EASTERNCCTV USA LLC, 12904 14TH AVE., COLLEGE POINT, NY (https://www.google.com/maps/place/12904%2014TH%20AVE.,COLLEGE%20POINT,NY)	Graph	3	\$70,839.47	\$48,796.80	\$43,721.60	\$120,000.00
Totals	Graph	3	\$70,839.47	\$48,796.80	\$43,721.60	\$120,000.00

Latitude: 40.785387 Longitude: -73.102336

Employer Name/Worksite Address	Graph	Count	Mean Wage	Median Wage	Lowest Wage	Highest Wage
SPIRIT PHARMACEUTICALS LLC, 2004-2, ORVILLE DRIVE NORTH, RONKONKOMA, NY (https://www.google.com/maps/place/2004-2,%20ORVILLE%20DRIVE%20NORTH,RONKONKOMA,NY)	Graph	10	\$60,650.00	\$61,000.00	\$50,000.00	\$75,500.00
Totals	Graph	10	\$60,650.00	\$61,000.00	\$50,000.00	\$75,500.00

Latitude: 40.785401 Longitude: -73.957513

Employer Name/Employer Address	Graph	Count	Mean Wage	Median Wage	Lowest Wage	Highest Wage
THE JEWISH MUSEUM, 1109 FIFTH AVENUE, NEW YORK, NY (https://www.google.com/maps/place/1109%20FIFTH%20AVENUE,NEW%20YORK,NY)	Graph	1	\$43,000.00	\$43,000.00	\$43,000.00	\$43,000.00
Totals	Graph	1	\$43,000.00	\$43,000.00	\$43,000.00	\$43,000.00

Employer Name/Worksite Address	Graph	Count	Mean Wage	Median Wage	Lowest Wage	Highest Wage
THE JEWISH MUSEUM, 1109 FIFTH AVENUE, NEW YORK, NY (https://www.google.com/maps/place/1109%20FIFTH%20AVENUE,NEW%20YORK,NY)	Graph	1	\$43,000.00	\$43,000.00	\$43,000.00	\$43,000.00
Totals	Graph	1	\$43,000.00	\$43,000.00	\$43,000.00	\$43,000.00

Latitude: 40.785436 Longitude: -73.824821

Employer Name/Employer Address	Graph	Count	Mean Wage	Median Wage	Lowest Wage	Highest Wage
INSPARISK GROUP, INC., 18-10 WHITESTONE EXPRESSWAY, WHITESTONE, NY (https://www.google.com/maps/place/18-10%20WHITESTONE%20EXPRESSWAY,WHITESTONE,NY)	Graph	1	\$91,435.52	\$91,435.52	\$91,435.52	\$91,435.52
Totals	Graph	1	\$91,435.52	\$91,435.52	\$91,435.52	\$91,435.52

Employer Name/Worksite Address	Graph	Count	Mean Wage	Median Wage	Lowest Wage	Highest Wage
INSPARISK GROUP, INC., 18-10 WHITESTONE EXPRESSWAY, WHITESTONE, NY (https://www.google.com/maps/place/18-10%20WHITESTONE%20EXPRESSWAY,WHITESTONE,NY)	Graph	1	\$91,435.52	\$91,435.52	\$91,435.52	\$91,435.52
Totals	Graph	1	\$91,435.52	\$91,435.52	\$91,435.52	\$91,435.52

Latitude: 40.785511 Longitude: -73.978658

Employer Name/Worksite Address	Graph	Count	Mean Wage	Median Wage	Lowest Wage	Highest Wage
GILEAD SCIENCES, INC., 2270 BROADWAY, NEW YORK, NY (https://www.google.com/maps/place/2270%20BROADWAY,NEW%20YORK,NY)	Graph	1	\$70,845.00	\$70,845.00	\$70,845.00	\$70,845.00
Totals	Graph	1	\$70,845.00	\$70,845.00	\$70,845.00	\$70,845.00

Latitude: 40.785522 Longitude: -73.842948

Employer Name/Employer Address	Graph	Count	Mean Wage	Median Wage	Lowest Wage	Highest Wage
MORNINGSTAR CAPITAL L.P., 2208 125TH STREET, COLLEGE POINT, NY (https://www.google.com/maps/place/2208%20125TH%20STREET,COLLEGE%20POINT,NY)	Graph	1	\$72,800.00	\$72,800.00	\$72,800.00	\$72,800.00
MORNINGSTAR CAPITAL, 2208 125TH ST, COLLEGE POINT, NY (https://www.google.com/maps/place/2208%20125TH%20ST,COLLEGE%20POINT,NY)	Graph	2	\$66,560.00	\$66,560.00	\$66,560.00	\$66,560.00
Totals	Graph	3	\$68,640.00	\$66,560.00	\$66,560.00	\$72,800.00

Employer Name/Worksite Address	Graph	Count	Mean Wage	Median Wage	Lowest Wage	Highest Wage
MORNINGSTAR CAPITAL L.P., 2208 125TH STREET, COLLEGE POINT, NY (https://www.google.com/maps/place/2208%20125TH%20STREET,COLLEGE%20POINT,NY)	Graph	1	\$72,800.00	\$72,800.00	\$72,800.00	\$72,800.00
Totals	Graph	1	\$72,800.00	\$72,800.00	\$72,800.00	\$72,800.00

Latitude: 40.785604 Longitude: -73.854901

Employer Name/Employer Address	Graph	Count	Mean Wage	Median Wage	Lowest Wage	Highest Wage
--------------------------------	-------	-------	-----------	-------------	-------------	--------------

Employer Name/Employer Address	Graph	Count	Mean Wage	Median Wage	Lowest Wage	Highest Wage
INFINITY CONTRACTING SERVICES, CORP., 112-20 14TH AVE, COLLEGE POINT, NY (https://www.google.com/maps/place/112-20%2014TH%20AVE,COLLEGE%20POINT,NY)	Graph	2	\$63,034.40	\$61,068.80	\$61,068.80	\$65,000.00
Totals	Graph	2	\$63,034.40	\$61,068.80	\$61,068.80	\$65,000.00

Employer Name/Worksite Address	Graph	Count	Mean Wage	Median Wage	Lowest Wage	Highest Wage
INFINITY CONTRACTING SERVICES, CORP., 112-20 14TH AVE, COLLEGE POINT, NY (https://www.google.com/maps/place/112-20%2014TH%20AVE,COLLEGE%20POINT,NY)	Graph	2	\$63,034.40	\$61,068.80	\$61,068.80	\$65,000.00
Totals	Graph	2	\$63,034.40	\$61,068.80	\$61,068.80	\$65,000.00

Latitude: 40.785673 Longitude: -73.850344

Employer Name/Worksite Address	Graph	Count	Mean Wage	Median Wage	Lowest Wage	Highest Wage
WELKIN MECHANICAL, LLC, 14-15 117TH STREET, COLLEGE POINT, NY (https://www.google.com/maps/place/14-15%20117TH%20STREET,COLLEGE%20POINT,NY)	Graph	2	\$63,752.00	\$63,752.00	\$63,752.00	\$63,752.00
Totals	Graph	2	\$63,752.00	\$63,752.00	\$63,752.00	\$63,752.00

Latitude: 40.785765 Longitude: -73.114121

Employer Name/Employer Address	Graph	Count	Mean Wage	Median Wage	Lowest Wage	Highest Wage
BLR3, INC., 3140 VETERANS MEMORIAL HIGHWAY, BOHEMIA, NY (https://www.google.com/maps/place/3140%20VETERANS%20MEMORIAL%20HIGHWAY,BOHEMIA,NY)	Graph	1	\$47,500.00	\$47,500.00	\$47,500.00	\$47,500.00
Totals	Graph	1	\$47,500.00	\$47,500.00	\$47,500.00	\$47,500.00

Employer Name/Worksite Address	Graph	Count	Mean Wage	Median Wage	Lowest Wage	Highest Wage
BLR3, INC., 3140 VETERANS MEMORIAL HIGHWAY, BOHEMIA, NY (https://www.google.com/maps/place/3140%20VETERANS%20MEMORIAL%20HIGHWAY,BOHEMIA,NY)	Graph	1	\$47,500.00	\$47,500.00	\$47,500.00	\$47,500.00
Totals	Graph	1	\$47,500.00	\$47,500.00	\$47,500.00	\$47,500.00

Latitude: 40.785783 Longitude: -73.459212

Employer Name/Employer Address	Graph	Count	Mean Wage	Median Wage	Lowest Wage	Highest Wage
LONG ISLAND VETERINARY SPECIALISTS, PC, 163 SOUTH SERVICE ROAD, PLAINVIEW, NY (https://www.google.com/maps/place/163%20SOUTH%20SERVICE%20ROAD,PLAINVIEW,NY)	Graph	1	\$175,000.00	\$175,000.00	\$175,000.00	\$175,000.00
Totals	Graph	1	\$175,000.00	\$175,000.00	\$175,000.00	\$175,000.00

Employer Name/Worksite Address	Graph	Count	Mean Wage	Median Wage	Lowest Wage	Highest Wage
LONG ISLAND VETERINARY SPECIALISTS, PC, 163 SOUTH SERVICE ROAD, PLAINVIEW, NY (https://www.google.com/maps/place/163%20SOUTH%20SERVICE%20ROAD,PLAINVIEW,NY)	Graph	1	\$175,000.00	\$175,000.00	\$175,000.00	\$175,000.00
Totals	Graph	1	\$175,000.00	\$175,000.00	\$175,000.00	\$175,000.00

Latitude: 40.785799 Longitude: -73.786571

Employer Name/Worksite Address	Graph	Count	Mean Wage	Median Wage	Lowest Wage	Highest Wage
MICROBIZ COMPUTING INC., 1411 BONNIE LANE, BAYSIDE, NY (https://www.google.com/maps/place/1411%20BONNIE%20LANE,BAYSIDE,NY)	Graph	1	\$58,240.00	\$58,240.00	\$58,240.00	\$58,240.00

Employer Name/Worksite Address	Graph	Count	Mean Wage	Median Wage	Lowest Wage	Highest Wage
Totals	Graph	1	\$58,240.00	\$58,240.00	\$58,240.00	\$58,240.00

Latitude: 40.785907 Longitude: -73.839213

Employer Name/Worksite Address	Graph	Count	Mean Wage	Median Wage	Lowest Wage	Highest Wage
LNJ CAPITAL INC, 2226 129TH STREET, COLLEGE POINT, NY (https://www.google.com/maps/place/2226%20129TH%20STREET,COLLEGE%20POINT,NY)	Graph	1	\$95,000.00	\$95,000.00	\$95,000.00	\$95,000.00
SINOELITE CORP, 2226 129TH STREET, FLUSHING, NY (https://www.google.com/maps/place/2226%20129TH%20STREET,FLUSHING,NY)	Graph	1	\$55,780.00	\$55,780.00	\$55,780.00	\$55,780.00
Totals	Graph	2	\$75,390.00	\$55,780.00	\$55,780.00	\$95,000.00

Employer Name/Worksite Address	Graph	Count	Mean Wage	Median Wage	Lowest Wage	Highest Wage
LNJ CAPITAL INC, 2226 129TH STREET, COLLEGE POINT, NY (https://www.google.com/maps/place/2226%20129TH%20STREET,COLLEGE%20POINT,NY)	Graph	1	\$95,000.00	\$95,000.00	\$95,000.00	\$95,000.00
Totals	Graph	1	\$95,000.00	\$95,000.00	\$95,000.00	\$95,000.00

Latitude: 40.786162 Longitude: -73.793684

Employer Name/Worksite Address	Graph	Count	Mean Wage	Median Wage	Lowest Wage	Highest Wage
ECCON CORPORATION, 208-46 CROSS ISLAND PKWY, BAYSIDE, NY (https://www.google.com/maps/place/208-46%20CROSS%20ISLAND%20PKWY,BAYSIDE,NY)	Graph	1	\$84,448.00	\$84,448.00	\$84,448.00	\$84,448.00
Totals	Graph	1	\$84,448.00	\$84,448.00	\$84,448.00	\$84,448.00

Employer Name/Worksite Address	Graph	Count	Mean Wage	Median Wage	Lowest Wage	Highest Wage
ECCON CORPORATION, 208-46 CROSS ISLAND PKWY, BAYSIDE, NY (https://www.google.com/maps/place/208-46%20CROSS%20ISLAND%20PKWY,BAYSIDE,NY)	Graph	1	\$84,448.00	\$84,448.00	\$84,448.00	\$84,448.00
Totals	Graph	1	\$84,448.00	\$84,448.00	\$84,448.00	\$84,448.00

Latitude: 40.786386 Longitude: -73.952333

Employer Name/Worksite Address	Graph	Count	Mean Wage	Median Wage	Lowest Wage	Highest Wage
PRICEWATERHOUSECOOPERS ADVISORY SERVICES LLC, 108 EAST 96TH STREET, NEW YORK, NY (https://www.google.com/maps/place/108%20EAST%2096TH%20STREET,NEW%20YORK,NY)	Graph	1	\$115,000.00	\$115,000.00	\$115,000.00	\$115,000.00
Totals	Graph	1	\$115,000.00	\$115,000.00	\$115,000.00	\$115,000.00

Latitude: 40.786393 Longitude: -73.810933

Employer Name/Worksite Address	Graph	Count	Mean Wage	Median Wage	Lowest Wage	Highest Wage
BETTER HEALTH CARE OT/PT PLLC, BRIDGEVIEW NURSING HOME, WHITESTONE, NY (https://www.google.com/maps/place/BRIDGEVIEW%20NURSING%20HOME,WHITESTONE,NY)	Graph	5	\$65,750.00	\$65,750.00	\$65,750.00	\$65,750.00
Totals	Graph	5	\$65,750.00	\$65,750.00	\$65,750.00	\$65,750.00

Latitude: 40.786433 Longitude: -73.534432

Employer Name/Worksite Address	Graph	Count	Mean Wage	Median Wage	Lowest Wage	Highest Wage
--------------------------------	-------	-------	-----------	-------------	-------------	--------------

Employer Name/Employer Address	Graph	Count	Mean Wage	Median Wage	Lowest Wage	Highest Wage
MMR DIGITAL LLC, 500 NORTH BROADWAY, JERICHO, NY (https://www.google.com/maps/place/500%20NORTH%20BROADWAY,JERICHO,NY)	Graph	1	\$120,000.00	\$120,000.00	\$120,000.00	\$120,000.00
Totals	Graph	1	\$120,000.00	\$120,000.00	\$120,000.00	\$120,000.00

Employer Name/Worksite Address	Graph	Count	Mean Wage	Median Wage	Lowest Wage	Highest Wage
MMR DIGITAL LLC, 500 NORTH BROADWAY, JERICHO, NY (https://www.google.com/maps/place/500%20NORTH%20BROADWAY,JERICHO,NY)	Graph	1	\$120,000.00	\$120,000.00	\$120,000.00	\$120,000.00
Totals	Graph	1	\$120,000.00	\$120,000.00	\$120,000.00	\$120,000.00

Latitude: 40.786471 Longitude: -73.728944

Employer Name/Employer Address	Graph	Count	Mean Wage	Median Wage	Lowest Wage	Highest Wage
LIN PAN REALTY GROUP LLC, 142 A MIDDLE NECK ROAD, GREAT NECK, NY (https://www.google.com/maps/place/142%20A%20MIDDLE%20NECK%20ROAD,GREAT%20NECK,NY)	Graph	1	\$42,806.00	\$42,806.00	\$42,806.00	\$42,806.00
Totals	Graph	1	\$42,806.00	\$42,806.00	\$42,806.00	\$42,806.00

Employer Name/Worksite Address	Graph	Count	Mean Wage	Median Wage	Lowest Wage	Highest Wage
GRAPHENE INC., GRAPHENE, INC., GREAT NECK, NY (https://www.google.com/maps/place/GRAPHENE,%20INC.,GREAT%20NECK,NY)	Graph	1	\$85,000.00	\$85,000.00	\$85,000.00	\$85,000.00
LIN PAN REALTY GROUP LLC, 142 A MIDDLE NECK ROAD, GREAT NECK, NY (https://www.google.com/maps/place/142%20A%20MIDDLE%20NECK%20ROAD,GREAT%20NECK,NY)	Graph	1	\$42,806.00	\$42,806.00	\$42,806.00	\$42,806.00
MRAGENT93 INC., 50 MIDDLENECK ROAD, GREAT NECK, NY (https://www.google.com/maps/place/50%20MIDDLENECK%20ROAD,GREAT%20NECK,NY)	Graph	1	\$37,460.80	\$37,460.80	\$37,460.80	\$37,460.80
MRAGENT93 INC., 50 SOUTH MIDDLENECK ROAD, GREAT NECK, NY (https://www.google.com/maps/place/50%20SOUTH%20MIDDLENECK%20ROAD,GREAT%20NECK,NY)	Graph	1	\$37,460.80	\$37,460.80	\$37,460.80	\$37,460.80
QRAL GROUP LLC, 11 LAUREL DRIVE, GREAT NECK, NY (https://www.google.com/maps/place/11%20LAUREL%20DRIVE,GREAT%20NECK,NY)	Graph	5	\$103,600.00	\$95,000.00	\$88,000.00	\$120,000.00
Totals	Graph	9	\$80,080.84	\$88,000.00	\$37,460.80	\$120,000.00

Latitude: 40.786542 Longitude: -73.548107

Employer Name/Employer Address	Graph	Count	Mean Wage	Median Wage	Lowest Wage	Highest Wage
ADVANCED MATERIALS RESEARCH INC, 2 JERICHO PLAZA, JERICHO, NY (https://www.google.com/maps/place/2%20JERICHO%20PLAZA,JERICHO,NY)	Graph	1	\$160,000.00	\$160,000.00	\$160,000.00	\$160,000.00
SCHONFELD TOOLS, LLC., 2 JERICHO PLAZA, JERICHO, NY (https://www.google.com/maps/place/2%20JERICHO%20PLAZA,JERICHO,NY)	Graph	1	\$140,000.00	\$140,000.00	\$140,000.00	\$140,000.00
SCHONFELD STRATEGIC TECHWORX LLC., 2 JERICHO PLAZA, JERICHO, NY (https://www.google.com/maps/place/2%20JERICHO%20PLAZA,JERICHO,NY)	Graph	2	\$150,000.00	\$150,000.00	\$150,000.00	\$150,000.00
SCHONFELD TOOLS LLC, 2 JERICHO PLAZA, JERICHO, NY (https://www.google.com/maps/place/2%20JERICHO%20PLAZA,JERICHO,NY)	Graph	2	\$120,000.00	\$90,000.00	\$90,000.00	\$150,000.00
Totals	Graph	6	\$140,000.00	\$150,000.00	\$90,000.00	\$160,000.00

Employer Name/Worksite Address	Graph	Count	Mean Wage	Median Wage	Lowest Wage	Highest Wage
IBM INDIA PRIVATE LIMITED, 2 JERICHO PLAZA, JERICHO, NY (https://www.google.com/maps/place/2%20JERICHO%20PLAZA,JERICHO,NY)	Graph	38	\$69,348.37	\$70,025.00	\$60,000.00	\$114,325.00
Totals	Graph	38	\$69,348.37	\$70,025.00	\$60,000.00	\$114,325.00

Latitude: 40.786634 Longitude: -73.548012

Employer Name/Employer Address	Graph	Count	Mean Wage	Median Wage	Lowest Wage	Highest Wage
SAGE TEST PREP INC., 15 JERICHO TURNPIKE, JERICHO, NY (https://www.google.com/maps/place/15%20JERICHO%20TURNPIKE,JERICHO,NY)	Graph	1	\$45,864.00	\$45,864.00	\$45,864.00	\$45,864.00
Totals	Graph	1	\$45,864.00	\$45,864.00	\$45,864.00	\$45,864.00

Employer Name/Worksite Address	Graph	Count	Mean Wage	Median Wage	Lowest Wage	Highest Wage
SAGE TEST PREP INC., 15 JERICHO TURNPIKE, JERICHO, NY (https://www.google.com/maps/place/15%20JERICHO%20TURNPIKE,JERICHO,NY)	Graph	1	\$45,864.00	\$45,864.00	\$45,864.00	\$45,864.00
ERNST & YOUNG U.S. LLP, ONE JERICHO PLAZA, JERICHO, NY (https://www.google.com/maps/place/ONE%20JERICHO%20PLAZA,JERICHO,NY)	Graph	3	\$85,666.67	\$70,000.00	\$69,000.00	\$118,000.00
Totals	Graph	4	\$75,716.00	\$69,000.00	\$45,864.00	\$118,000.00

Latitude: 40.786852 Longitude: -73.728664

Employer Name/Employer Address	Graph	Count	Mean Wage	Median Wage	Lowest Wage	Highest Wage
ALPHA ONE, 15 CUTTERMILL RD, GREAT NECK, NY (https://www.google.com/maps/place/15%20CUTTERMILL%20RD,GREAT%20NECK,NY)	Graph	1	\$83,512.00	\$83,512.00	\$83,512.00	\$83,512.00
Totals	Graph	1	\$83,512.00	\$83,512.00	\$83,512.00	\$83,512.00

Employer Name/Worksite Address	Graph	Count	Mean Wage	Median Wage	Lowest Wage	Highest Wage
ALPHA ONE, 15 CUTTERMILL RD, GREAT NECK, NY (https://www.google.com/maps/place/15%20CUTTERMILL%20RD,GREAT%20NECK,NY)	Graph	1	\$83,512.00	\$83,512.00	\$83,512.00	\$83,512.00
Totals	Graph	1	\$83,512.00	\$83,512.00	\$83,512.00	\$83,512.00

Latitude: 40.786881 Longitude: -73.119339

Employer Name/Employer Address	Graph	Count	Mean Wage	Median Wage	Lowest Wage	Highest Wage
CARD DATA SYSTEMS, INC., 3555 VETERANS HWY, RONKONKOMA, NY (https://www.google.com/maps/place/3555%20VETERANS%20HWY,RONKONKOMA,NY)	Graph	1	\$44,366.40	\$44,366.40	\$44,366.40	\$44,366.40
Totals	Graph	1	\$44,366.40	\$44,366.40	\$44,366.40	\$44,366.40

Employer Name/Worksite Address	Graph	Count	Mean Wage	Median Wage	Lowest Wage	Highest Wage
CARD DATA SYSTEMS, INC., 3555 VETERANS HWY, RONKONKOMA, NY (https://www.google.com/maps/place/3555%20VETERANS%20HWY,RONKONKOMA,NY)	Graph	1	\$44,366.40	\$44,366.40	\$44,366.40	\$44,366.40
Totals	Graph	1	\$44,366.40	\$44,366.40	\$44,366.40	\$44,366.40

Latitude: 40.786915 Longitude: -73.973019

Employer Name/Employer Address	Graph	Count	Mean Wage	Median Wage	Lowest Wage	Highest Wage
THE JEWISH CENTER, 131 WEST 86TH STREET, NEW YORK, NY (https://www.google.com/maps/place/131%20WEST%2086TH%20STREET,NEW%20YORK,NY)	Graph	1	\$62,500.00	\$62,500.00	\$62,500.00	\$62,500.00
Totals	Graph	1	\$62,500.00	\$62,500.00	\$62,500.00	\$62,500.00

Employer Name/Worksite Address	Graph	Count	Mean Wage	Median Wage	Lowest Wage	Highest Wage
THE JEWISH CENTER, 131 WEST 86TH STREET, NEW YORK, NY (https://www.google.com/maps/place/131%20WEST%2086TH%20STREET,NEW%20YORK,NY)	Graph	1	\$62,500.00	\$62,500.00	\$62,500.00	\$62,500.00

Employer Name/Worksite Address	Graph	Count	Mean Wage	Median Wage	Lowest Wage	Highest Wage
Totals	Graph	1	\$62,500.00	\$62,500.00	\$62,500.00	\$62,500.00

Latitude: 40.786931 Longitude: -73.596489

Employer Name/Employer Address	Graph	Count	Mean Wage	Median Wage	Lowest Wage	Highest Wage
NEW YORK INSTITUTE OF TECHNOLOGY, OFFICE OF HUMAN RESOURCES, OLD WESTBURY, NY (https://www.google.com/maps/place/OFFICE%20OF%20HUMAN%20RESOURCES,OLD%20WESTBURY,NY)	Graph	1	\$90,000.00	\$90,000.00	\$90,000.00	\$90,000.00
NEW YORK INSTITUTE OF TECHNOLOGY, NORTHERN BLVD., OLD WESTBURY, NY (https://www.google.com/maps/place/NORTHERN%20BLVD.,OLD%20WESTBURY,NY)	Graph	5	\$94,618.77	\$100,000.00	\$69,404.86	\$113,689.00
Totals	Graph	6	\$93,848.98	\$90,000.00	\$69,404.86	\$113,689.00

Employer Name/Worksite Address	Graph	Count	Mean Wage	Median Wage	Lowest Wage	Highest Wage
NEW YORK INSTITUTE OF TECHNOLOGY, NORTHERN BLVD., OLD WESTBURY, NY (https://www.google.com/maps/place/NORTHERN%20BLVD.,OLD%20WESTBURY,NY)	Graph	1	\$90,000.00	\$90,000.00	\$90,000.00	\$90,000.00
NEW YORK INSTITUTE OF TECHNOLOGY, NORTHERN BLVD, OLD WESTBURY, NY (https://www.google.com/maps/place/NORTHERN%20BLVD,OLD%20WESTBURY,NY)	Graph	3	\$96,666.67	\$100,000.00	\$85,000.00	\$105,000.00
Totals	Graph	4	\$95,000.00	\$90,000.00	\$85,000.00	\$105,000.00

Latitude: 40.787033 Longitude: -73.433999

Employer Name/Employer Address	Graph	Count	Mean Wage	Median Wage	Lowest Wage	Highest Wage
DUCK POND REALTY MANAGEMENT LLC, 270 SOUTH SERVICE ROAD, MELVILLE, NY (https://www.google.com/maps/place/270%20SOUTH%20SERVICE%20ROAD,MELVILLE,NY)	Graph	1	\$90,000.00	\$90,000.00	\$90,000.00	\$90,000.00
ERWIN, INC., 225 BROADHOLLOW ROAD, MELVILLE, NY (https://www.google.com/maps/place/225%20BROADHOLLOW%20ROAD,MELVILLE,NY)	Graph	3	\$52,835.00	\$52,835.00	\$52,835.00	\$52,835.00
Totals	Graph	4	\$62,126.25	\$52,835.00	\$52,835.00	\$90,000.00

Employer Name/Worksite Address	Graph	Count	Mean Wage	Median Wage	Lowest Wage	Highest Wage
CITIBANK, N.A., 68 SOUTH SERVICE ROAD, MELVILLE, NY (https://www.google.com/maps/place/68%20SOUTH%20SERVICE%20ROAD,MELVILLE,NY)	Graph	1	\$73,020.00	\$73,020.00	\$73,020.00	\$73,020.00
DUCK POND REALTY MANAGEMENT LLC, 270 SOUTH SERVICE ROAD, MELVILLE, NY (https://www.google.com/maps/place/270%20SOUTH%20SERVICE%20ROAD,MELVILLE,NY)	Graph	1	\$90,000.00	\$90,000.00	\$90,000.00	\$90,000.00
ERWIN, INC., 225 BROADHOLLOW ROAD, MELVILLE, NY (https://www.google.com/maps/place/225%20BROADHOLLOW%20ROAD,MELVILLE,NY)	Graph	3	\$52,835.00	\$52,835.00	\$52,835.00	\$52,835.00
Totals	Graph	5	\$64,305.00	\$52,835.00	\$52,835.00	\$90,000.00

Latitude: 40.787236 Longitude: -73.12125

Employer Name/Employer Address	Graph	Count	Mean Wage	Median Wage	Lowest Wage	Highest Wage
PHOTONICS INDUSTRIES INTERNATIONAL, INC., 1800 OCEAN AVENUE, RONKONKOMA, NY (https://www.google.com/maps/place/1800%20OCEAN%20AVENUE,RONKONKOMA,NY)	Graph	1	\$60,986.00	\$60,986.00	\$60,986.00	\$60,986.00
Totals	Graph	1	\$60,986.00	\$60,986.00	\$60,986.00	\$60,986.00

Employer Name/Worksite Address	Graph	Count	Mean Wage	Median Wage	Lowest Wage	Highest Wage
PHOTONICS INDUSTRIES INTERNATIONAL, INC., 1800 OCEAN AVENUE, RONKONKOMA, NY (https://www.google.com/maps/place/1800%20OCEAN%20AVENUE,RONKONKOMA,NY)	Graph	1	\$60,986.00	\$60,986.00	\$60,986.00	\$60,986.00
Totals	Graph	1	\$60,986.00	\$60,986.00	\$60,986.00	\$60,986.00

Latitude: 40.787412 Longitude: -73.724648

Employer Name/Employer Address	Graph	Count	Mean Wage	Median Wage	Lowest Wage	Highest Wage
REDDY-CARE PHYSICAL THERAPY PC, 475 NORTHERN BLVD, GREAT NECK, NY (https://www.google.com/maps/place/475%20NORTHERN%20BLVD,GREAT%20NECK,NY)	Graph	1	\$85,000.00	\$85,000.00	\$85,000.00	\$85,000.00
Totals	Graph	1	\$85,000.00	\$85,000.00	\$85,000.00	\$85,000.00

Employer Name/Worksite Address	Graph	Count	Mean Wage	Median Wage	Lowest Wage	Highest Wage
REDDY-CARE PHYSICAL THERAPY PC, 475 NORTHERN BLVD, GREAT NECK, NY (https://www.google.com/maps/place/475%20NORTHERN%20BLVD,GREAT%20NECK,NY)	Graph	1	\$85,000.00	\$85,000.00	\$85,000.00	\$85,000.00
SYNECHRON, INC., 520 MADISON AVENUE, NEW YORK, NY (https://www.google.com/maps/place/520%20MADISON%20AVENUE,NEW%20YORK,NY)	Graph	3	\$98,092.33	\$90,813.00	\$90,813.00	\$112,651.00
Totals	Graph	4	\$94,819.25	\$90,813.00	\$85,000.00	\$112,651.00

Latitude: 40.787486 Longitude: -73.968721

Employer Name/Employer Address	Graph	Count	Mean Wage	Median Wage	Lowest Wage	Highest Wage
KR STRATEGY USA LLC, 28 WEST 89TH STREET, NEW YORK, NY (https://www.google.com/maps/place/28%20WEST%2089TH%20STREET,NEW%20YORK,NY)	Graph	1	\$62,962.00	\$62,962.00	\$62,962.00	\$62,962.00
Totals	Graph	1	\$62,962.00	\$62,962.00	\$62,962.00	\$62,962.00

Employer Name/Worksite Address	Graph	Count	Mean Wage	Median Wage	Lowest Wage	Highest Wage
KR STRATEGY USA LLC, 28 WEST 89TH STREET, NEW YORK, NY (https://www.google.com/maps/place/28%20WEST%2089TH%20STREET,NEW%20YORK,NY)	Graph	1	\$62,962.00	\$62,962.00	\$62,962.00	\$62,962.00
Totals	Graph	1	\$62,962.00	\$62,962.00	\$62,962.00	\$62,962.00

Latitude: 40.787704 Longitude: -73.955453

Employer Name/Employer Address	Graph	Count	Mean Wage	Median Wage	Lowest Wage	Highest Wage
LA SCUOLA D'ITALIA GUGLIELMO MARCONI, 12 EAST 96TH STREET, NEW YORK, NY (https://www.google.com/maps/place/12%20EAST%2096TH%20STREET,NEW%20YORK,NY)	Graph	1	\$73,560.00	\$73,560.00	\$73,560.00	\$73,560.00
Totals	Graph	1	\$73,560.00	\$73,560.00	\$73,560.00	\$73,560.00

Employer Name/Worksite Address	Graph	Count	Mean Wage	Median Wage	Lowest Wage	Highest Wage
LA SCUOLA D'ITALIA GUGLIELMO MARCONI, 12 EAST 96TH STREET, NEW YORK, NY (https://www.google.com/maps/place/12%20EAST%2096TH%20STREET,NEW%20YORK,NY)	Graph	1	\$73,560.00	\$73,560.00	\$73,560.00	\$73,560.00
GUIDEPOST FIC A LLC, 12 E 96TH STREET, NEW YORK, NY (https://www.google.com/maps/place/12%20E%2096TH%20STREET,NEW%20YORK,NY)	Graph	3	\$80,000.00	\$90,000.00	\$60,000.00	\$90,000.00
Totals	Graph	4	\$78,390.00	\$73,560.00	\$60,000.00	\$90,000.00

Latitude: 40.787806 Longitude: -73.953277

Employer Name/Worksite Address	Graph	Count	Mean Wage	Median Wage	Lowest Wage	Highest Wage
IMAGINE EARLY LEARNING CENTERS, LLC, 60-62 EAST 97TH STREET, NEW YORK, NY (https://www.google.com/maps/place/60-62%20EAST%2097TH%20STREET,NEW%20YORK,NY)	Graph	1	\$45,760.00	\$45,760.00	\$45,760.00	\$45,760.00
Totals	Graph	1	\$45,760.00	\$45,760.00	\$45,760.00	\$45,760.00

Latitude: 40.78789 Longitude: -73.547874

Employer Name/Employer Address	Graph	Count	Mean Wage	Median Wage	Lowest Wage	Highest Wage
HIRANI ENGINEERING & LAND SURVEYING, P.C., 30 JERICHO EXECUTIVE PLAZA, JERICHO, NY (https://www.google.com/maps/place/30%20JERICHO%20EXECUTIVE%20PLAZA,JERICHO,NY)	Graph	3	\$60,000.00	\$60,000.00	\$60,000.00	\$60,000.00
Totals	Graph	3	\$60,000.00	\$60,000.00	\$60,000.00	\$60,000.00

Employer Name/Worksite Address	Graph	Count	Mean Wage	Median Wage	Lowest Wage	Highest Wage
HIRANI ENGINEERING & LAND SURVEYING, P.C., 30 JERICHO EXECUTIVE PLAZA, JERICHO, NY (https://www.google.com/maps/place/30%20JERICHO%20EXECUTIVE%20PLAZA,JERICHO,NY)	Graph	3	\$60,000.00	\$60,000.00	\$60,000.00	\$60,000.00
Totals	Graph	3	\$60,000.00	\$60,000.00	\$60,000.00	\$60,000.00

Latitude: 40.787992 Longitude: -73.967438

Employer Name/Employer Address	Graph	Count	Mean Wage	Median Wage	Lowest Wage	Highest Wage
NEW YORK PREPARATORY SCHOOL, 291 CENTRAL PARK WEST, NEW YORK, NY (https://www.google.com/maps/place/291%20CENTRAL%20PARK%20WEST,NEW%20YORK,NY)	Graph	3	\$43,274.00	\$32,822.00	\$32,000.00	\$65,000.00
Totals	Graph	3	\$43,274.00	\$32,822.00	\$32,000.00	\$65,000.00

Employer Name/Worksite Address	Graph	Count	Mean Wage	Median Wage	Lowest Wage	Highest Wage
NEW YORK PREPARATORY SCHOOL, 291 CENTRAL PARK WEST, NEW YORK, NY (https://www.google.com/maps/place/291%20CENTRAL%20PARK%20WEST,NEW%20YORK,NY)	Graph	2	\$48,911.00	\$32,822.00	\$32,822.00	\$65,000.00
Totals	Graph	2	\$48,911.00	\$32,822.00	\$32,822.00	\$65,000.00

Latitude: 40.788098 Longitude: -73.70573

Employer Name/Employer Address	Graph	Count	Mean Wage	Median Wage	Lowest Wage	Highest Wage
NORTHWELL HEALTH SYSTEM, 125 COMMUNITY DRIVE, GREAT NECK, NY (https://www.google.com/maps/place/125%20COMMUNITY%20DRIVE,GREAT%20NECK,NY)	Graph	1	\$70,000.00	\$70,000.00	\$70,000.00	\$70,000.00
NORTHWELL HEALTH, 145 COMMUNITY DRIVE, GREAT NECK, NY (https://www.google.com/maps/place/145%20COMMUNITY%20DRIVE,GREAT%20NECK,NY)	Graph	8	\$110,323.19	\$85,321.60	\$55,124.95	\$220,000.00
NORTHWELL HEALTH, 125 COMMUNITY DRIVE, GREAT NECK, NY (https://www.google.com/maps/place/125%20COMMUNITY%20DRIVE,GREAT%20NECK,NY)	Graph	53	\$74,141.51	\$75,500.00	\$70,000.00	\$81,500.00
Totals	Graph	62	\$78,743.31	\$75,500.00	\$55,124.95	\$220,000.00

Employer Name/Worksite Address	Graph	Count	Mean Wage	Median Wage	Lowest Wage	Highest Wage
NORTHWELL HEALTH, 100 COMMUNITY DRIVE, GREAT NECK, NY (https://www.google.com/maps/place/100%20COMMUNITY%20DRIVE,GREAT%20NECK,NY)	Graph	1	\$156,000.00	\$156,000.00	\$156,000.00	\$156,000.00
GRANDISON MANAGEMENT, INC., 199 COMMUNITY DRIVE, GREAT NECK, NY (https://www.google.com/maps/place/199%20COMMUNITY%20DRIVE,GREAT%20NECK,NY)	Graph	10	\$61,401.60	\$61,401.60	\$61,401.60	\$61,401.60
Totals	Graph	11	\$70,001.45	\$61,401.60	\$61,401.60	\$156,000.00

Latitude: 40.788271 Longitude: -73.417016

Employer Name/Employer Address	Graph	Count	Mean Wage	Median Wage	Lowest Wage	Highest Wage
AIP PUBLISHING LLC, 1305 WALT WHITMAN ROAD, MELVILLE, NY (https://www.google.com/maps/place/1305%20WALT%20WHITMAN%20ROAD,MELVILLE,NY)	Graph	2	\$78,904.68	\$77,738.60	\$77,738.60	\$80,070.76
Totals	Graph	2	\$78,904.68	\$77,738.60	\$77,738.60	\$80,070.76

Employer Name/Worksite Address	Graph	Count	Mean Wage	Median Wage	Lowest Wage	Highest Wage
AIP PUBLISHING LLC, 1305 WALT WHITMAN ROAD, MELVILLE, NY (https://www.google.com/maps/place/1305%20WALT%20WHITMAN%20ROAD,MELVILLE,NY)	Graph	2	\$78,904.68	\$77,738.60	\$77,738.60	\$80,070.76
FIRST DATA MERCHANT SERVICES LLC, 1307 WALT WHITMAN ROAD, MELVILLE, NY (https://www.google.com/maps/place/1307%20WALT%20WHITMAN%20ROAD,MELVILLE,NY)	Graph	3	\$105,888.00	\$105,664.00	\$100,000.00	\$112,000.00
COGNIZANT TECHNOLOGY SOLUTIONS U.S. CORPORATION, 1307 WALT WHITMAN RD, MELVILLE, NY (https://www.google.com/maps/place/1307%20WALT%20WHITMAN%20RD,MELVILLE,NY)	Graph	373	\$75,196.38	\$72,821.00	\$60,000.00	\$125,986.00
Totals	Graph	378	\$75,459.59	\$72,821.00	\$60,000.00	\$125,986.00

Latitude: 40.78832 Longitude: -73.728642

Employer Name/Employer Address	Graph	Count	Mean Wage	Median Wage	Lowest Wage	Highest Wage
GOLD HOMES, LLC, 3 GRACE AVENUE, GREAT NECK, NY (https://www.google.com/maps/place/3%20GRACE%20AVENUE,GREAT%20NECK,NY)	Graph	1	\$60,985.60	\$60,985.60	\$60,985.60	\$60,985.60
MOVEO PLUS LLC, 3 GRACE AVENUE, GREAT NECK, NY (https://www.google.com/maps/place/3%20GRACE%20AVENUE,GREAT%20NECK,NY)	Graph	1	\$174,000.00	\$174,000.00	\$174,000.00	\$174,000.00
MUCHO MACHO INC., 3 GRACE AVE, GREAT NECK, NY (https://www.google.com/maps/place/3%20GRACE%20AVE,GREAT%20NECK,NY)	Graph	1	\$52,000.00	\$52,000.00	\$52,000.00	\$52,000.00
Totals	Graph	3	\$95,661.87	\$60,985.60	\$52,000.00	\$174,000.00

Employer Name/Worksite Address	Graph	Count	Mean Wage	Median Wage	Lowest Wage	Highest Wage
GLOBAL SUMI TECHNOLOGIES, INC., 3 GRACE AVE, GREAT NECK, NY (https://www.google.com/maps/place/3%20GRACE%20AVE,GREAT%20NECK,NY)	Graph	2	\$56,000.00	\$52,000.00	\$52,000.00	\$60,000.00
MOVEO PLUS LLC, 3 GRACE AVENUE, GREAT NECK, NY (https://www.google.com/maps/place/3%20GRACE%20AVENUE,GREAT%20NECK,NY)	Graph	2	\$117,492.80	\$60,985.60	\$60,985.60	\$174,000.00
Totals	Graph	4	\$86,746.40	\$60,000.00	\$52,000.00	\$174,000.00

Latitude: 40.788349 Longitude: -73.728507

Employer Name/Employer Address	Graph	Count	Mean Wage	Median Wage	Lowest Wage	Highest Wage
COMTRON INC, 11 GRACE AVE, GREAT NECK, NY (https://www.google.com/maps/place/11%20GRACE%20AVE,GREAT%20NECK,NY)	Graph	1	\$54,579.00	\$54,579.00	\$54,579.00	\$54,579.00
Totals	Graph	1	\$54,579.00	\$54,579.00	\$54,579.00	\$54,579.00

Employer Name/Worksite Address	Graph	Count	Mean Wage	Median Wage	Lowest Wage	Highest Wage
COMTRON INC, 11 GRACE AVE, GREAT NECK, NY (https://www.google.com/maps/place/11%20GRACE%20AVE,GREAT%20NECK,NY)	Graph	1	\$54,579.00	\$54,579.00	\$54,579.00	\$54,579.00
Totals	Graph	1	\$54,579.00	\$54,579.00	\$54,579.00	\$54,579.00

Latitude: 40.788427 Longitude: -73.38989

Employer Name/Employer Address	Graph	Count	Mean Wage	Median Wage	Lowest Wage	Highest Wage
STEVEN DUBNER LANDSCAPING INC, 140 HALF HOLLOW ROAD, DIX HILLS, NY (https://www.google.com/maps/place/140%20HALF%20HOLLOW%20ROAD,DIX%20HILLS,NY)	Graph	1	\$60,000.00	\$60,000.00	\$60,000.00	\$60,000.00
STEVEN DUBNER LANDSCAPING, INC., 140 HALF HOLLOW RD, DIX HILLS, NY (https://www.google.com/maps/place/140%20HALF%20HOLLOW%20RD,DIX%20HILLS,NY)	Graph	1	\$52,312.00	\$52,312.00	\$52,312.00	\$52,312.00
Totals	Graph	2	\$56,156.00	\$52,312.00	\$52,312.00	\$60,000.00

Employer Name/Worksite Address	Graph	Count	Mean Wage	Median Wage	Lowest Wage	Highest Wage
STEVEN DUBNER LANDSCAPING INC, 140 HALF HOLLOW ROAD, DIX HILLS, NY (https://www.google.com/maps/place/140%20HALF%20HOLLOW%20ROAD,DIX%20HILLS,NY)	Graph	1	\$60,000.00	\$60,000.00	\$60,000.00	\$60,000.00
Totals	Graph	1	\$60,000.00	\$60,000.00	\$60,000.00	\$60,000.00

Latitude: 40.788684 Longitude: -73.953017

Employer Name/Worksite Address	Graph	Count	Mean Wage	Median Wage	Lowest Wage	Highest Wage
ICAHN SCHOOL OF MEDICINE AT MOUNT SINAI, 1425 MADISON AVE, NEW YORK, NY (https://www.google.com/maps/place/1425%20MADISON%20AVE,NEW%20YORK,NY)	Graph	4	\$228,677.50	\$111,800.00	\$42,910.00	\$600,000.00
ICAHN SCHOOL OF MEDICINE AT MOUNT SINAI, 1425 MADISON AVENUE, NEW YORK, NY (https://www.google.com/maps/place/1425%20MADISON%20AVENUE,NEW%20YORK,NY)	Graph	65	\$64,679.06	\$56,000.00	\$42,910.00	\$180,000.00
Totals	Graph	69	\$74,186.21	\$57,491.00	\$42,910.00	\$600,000.00

Latitude: 40.788742 Longitude: -73.640217

Employer Name/Employer Address	Graph	Count	Mean Wage	Median Wage	Lowest Wage	Highest Wage
STAR AMERICA INFRASTRUCTURE PARTNERS LLC, 165 ROSLYN ROAD, ROSLYN HEIGHTS, NY (https://www.google.com/maps/place/165%20ROSLYN%20ROAD,ROSLYN%20HEIGHTS,NY)	Graph	1	\$75,000.00	\$75,000.00	\$75,000.00	\$75,000.00
Totals	Graph	1	\$75,000.00	\$75,000.00	\$75,000.00	\$75,000.00

Employer Name/Worksite Address	Graph	Count	Mean Wage	Median Wage	Lowest Wage	Highest Wage
STAR AMERICA INFRASTRUCTURE PARTNERS LLC, 165 ROSLYN ROAD, ROSLYN HEIGHTS, NY (https://www.google.com/maps/place/165%20ROSLYN%20ROAD,ROSLYN%20HEIGHTS,NY)	Graph	1	\$75,000.00	\$75,000.00	\$75,000.00	\$75,000.00
Totals	Graph	1	\$75,000.00	\$75,000.00	\$75,000.00	\$75,000.00

Latitude: 40.788788 Longitude: -73.976183

Employer Name/Worksite Address	Graph	Count	Mean Wage	Median Wage	Lowest Wage	Highest Wage
ANNANDALE EDITORIAL, 2373 BROADWAY, NEW YORK, NY (https://www.google.com/maps/place/2373%20BROADWAY,NEW%20YORK,NY)	Graph	2	\$63,856.00	\$63,856.00	\$63,856.00	\$63,856.00
Totals	Graph	2	\$63,856.00	\$63,856.00	\$63,856.00	\$63,856.00

Latitude: 40.788912 Longitude: -73.466214

Employer Name/Employer Address	Graph	Count	Mean Wage	Median Wage	Lowest Wage	Highest Wage
EASTERN CCTV USA LLC, 50 COMMERCIAL STREET, PLAINVIEW, NY (https://www.google.com/maps/place/50%20COMMERCIAL%20STREET,PLAINVIEW,NY)	Graph	1	\$44,000.00	\$44,000.00	\$44,000.00	\$44,000.00
EASTERN CCTV USA LLC, 50 COMMERCIAL ST., PLAINVIEW, NY (https://www.google.com/maps/place/50%20COMMERCIAL%20ST.,PLAINVIEW,NY)	Graph	1	\$120,000.00	\$120,000.00	\$120,000.00	\$120,000.00
EASTERN CCTV USA LLC, 50 COMMERCIAL STREET, PLAINVIEW, NY (https://www.google.com/maps/place/50%20COMMERCIAL%20STREET,PLAINVIEW,NY)	Graph	3	\$48,741.33	\$48,796.80	\$43,721.60	\$53,705.60
Totals	Graph	5	\$62,044.80	\$48,796.80	\$43,721.60	\$120,000.00

Employer Name/Worksite Address	Graph	Count	Mean Wage	Median Wage	Lowest Wage	Highest Wage
EASTERN CCTV USA LLC, 50 COMMERCIAL STREET, PLAINVIEW, NY (https://www.google.com/maps/place/50%20COMMERCIAL%20STREET,PLAINVIEW,NY)	Graph	2	\$48,852.80	\$44,000.00	\$44,000.00	\$53,705.60

Employer Name/Worksite Address	Graph	Count	Mean Wage	Median Wage	Lowest Wage	Highest Wage
Totals	Graph	2	\$48,852.80	\$44,000.00	\$44,000.00	\$53,705.60

Latitude: 40.789143 Longitude: -73.954496

Employer Name/Worksite Address	Graph	Count	Mean Wage	Median Wage	Lowest Wage	Highest Wage
ICAHN SCHOOL OF MEDICINE AT MOUNT SINAI, 19 EAST 98TH STREET, NEW YORK, NY (https://www.google.com/maps/place/19%20EAST%2098TH%20STREET,NEW%20YORK,NY)	Graph	3	\$59,637.00	\$59,410.00	\$59,410.00	\$60,091.00
Totals	Graph	3	\$59,637.00	\$59,410.00	\$59,410.00	\$60,091.00

Latitude: 40.789165 Longitude: -73.95455

Employer Name/Worksite Address	Graph	Count	Mean Wage	Median Wage	Lowest Wage	Highest Wage
ICAHN SCHOOL OF MEDICINE AT MOUNT SINAI, 5 E. 98TH STREET, NEW YORK, NY (https://www.google.com/maps/place/5%20E.%2098TH%20STREET,NEW%20YORK,NY)	Graph	2	\$103,728.50	\$77,457.00	\$77,457.00	\$130,000.00
ICAHN SCHOOL OF MEDICINE AT MOUNT SINAI, 5 EAST 98TH STREET, NEW YORK, NY (https://www.google.com/maps/place/5%20EAST%2098TH%20STREET,NEW%20YORK,NY)	Graph	3	\$57,830.00	\$65,290.00	\$42,910.00	\$65,290.00
Totals	Graph	5	\$76,189.40	\$65,290.00	\$42,910.00	\$130,000.00

Latitude: 40.789304 Longitude: -73.7251

Employer Name/Employer Address	Graph	Count	Mean Wage	Median Wage	Lowest Wage	Highest Wage
NRE CAPITAL PARTNERS LLC, 29 BARSTOW ROAD, SUITE 203, GREAT NECK, NY (https://www.google.com/maps/place/29%20BARSTOW%20ROAD,%20SUITE%20203,GREAT%20NECK,NY)	Graph	1	\$75,000.00	\$75,000.00	\$75,000.00	\$75,000.00
Totals	Graph	1	\$75,000.00	\$75,000.00	\$75,000.00	\$75,000.00

Employer Name/Worksite Address	Graph	Count	Mean Wage	Median Wage	Lowest Wage	Highest Wage
NRE CAPITAL PARTNERS LLC, 29 BARSTOW ROAD, SUITE 203, GREAT NECK, NY (https://www.google.com/maps/place/29%20BARSTOW%20ROAD,%20SUITE%20203,GREAT%20NECK,NY)	Graph	1	\$75,000.00	\$75,000.00	\$75,000.00	\$75,000.00
Totals	Graph	1	\$75,000.00	\$75,000.00	\$75,000.00	\$75,000.00

Latitude: 40.789394 Longitude: -73.95266

Employer Name/Worksite Address	Graph	Count	Mean Wage	Median Wage	Lowest Wage	Highest Wage
ICAHN SCHOOL OF MEDICINE AT MOUNT SINAI, 1428 MADISON AVE, NEW YORK, NY (https://www.google.com/maps/place/1428%20MADISON%20AVE,NEW%20YORK,NY)	Graph	3	\$86,000.00	\$75,000.00	\$75,000.00	\$108,000.00
ICAHN SCHOOL OF MEDICINE AT MOUNT SINAI, 1428 MADISON AVENUE, NEW YORK, NY (https://www.google.com/maps/place/1428%20MADISON%20AVENUE,NEW%20YORK,NY)	Graph	39	\$89,127.73	\$95,992.00	\$42,910.00	\$154,980.80
Totals	Graph	42	\$88,904.32	\$95,000.00	\$42,910.00	\$154,980.80

Latitude: 40.789624 Longitude: -73.952494

Employer Name/Worksite Address	Graph	Count	Mean Wage	Median Wage	Lowest Wage	Highest Wage
ICAHN SCHOOL OF MEDICINE AT MOUNT SINAI, 1440 MADISON AVENUE, NEW YORK, NY (https://www.google.com/maps/place/1440%20MADISON%20AVENUE,NEW%20YORK,NY)	Graph	1	\$60,278.00	\$60,278.00	\$60,278.00	\$60,278.00
Totals	Graph	1	\$60,278.00	\$60,278.00	\$60,278.00	\$60,278.00

Latitude: 40.789905 Longitude: -73.540179

Employer Name/Worksite Address	Graph	Count	Mean Wage	Median Wage	Lowest Wage	Highest Wage
ADVANCED MATERIALS RESEARCH INC, 2 JERICHO PLAZA, JERICHO, NY (https://www.google.com/maps/place/2%20JERICHO%20PLAZA,JERICHO,NY)	Graph	1	\$160,000.00	\$160,000.00	\$160,000.00	\$160,000.00
ACCELERATED TECHNOLOGIES INC., INTELICHECK MOBILISA INC., JERICHO, NY (https://www.google.com/maps/place/INTELICHECK%20MOBILISA%20INC.,JERICHO,NY)	Graph	5	\$70,400.00	\$65,000.00	\$65,000.00	\$78,500.00
Totals	Graph	6	\$85,333.33	\$65,000.00	\$65,000.00	\$160,000.00

Latitude: 40.789922 Longitude: -73.952278

Employer Name/Worksite Address	Graph	Count	Mean Wage	Median Wage	Lowest Wage	Highest Wage
ICAHN SCHOOL OF MEDICINE AT MOUNT SINAI, 1450 MADISON AVE, NEW YORK, NY (https://www.google.com/maps/place/1450%20MADISON%20AVE,NEW%20YORK,NY)	Graph	1	\$165,000.00	\$165,000.00	\$165,000.00	\$165,000.00
ICAHN SCHOOL OF MEDICINE AT MOUNT SINAI, 1450 MADISON AVENUE, NEW YORK, NY (https://www.google.com/maps/place/1450%20MADISON%20AVENUE,NEW%20YORK,NY)	Graph	6	\$75,993.39	\$75,768.00	\$45,718.00	\$120,000.00
Totals	Graph	7	\$88,708.62	\$75,768.00	\$45,718.00	\$165,000.00

Latitude: 40.789974 Longitude: -73.966493

Employer Name/Employer Address	Graph	Count	Mean Wage	Median Wage	Lowest Wage	Highest Wage
COLUMBIA GRAMMAR AND PREPARATORY SCHOOL, 5 WEST 93RD STREET, NEW YORK, NY (https://www.google.com/maps/place/5%20WEST%2093RD%20STREET,NEW%20YORK,NY)	Graph	2	\$80,000.00	\$80,000.00	\$80,000.00	\$80,000.00
Totals	Graph	2	\$80,000.00	\$80,000.00	\$80,000.00	\$80,000.00

Employer Name/Worksite Address	Graph	Count	Mean Wage	Median Wage	Lowest Wage	Highest Wage
COLUMBIA GRAMMAR AND PREPARATORY SCHOOL, 5 WEST 93RD STREET, NEW YORK, NY (https://www.google.com/maps/place/5%20WEST%2093RD%20STREET,NEW%20YORK,NY)	Graph	2	\$80,000.00	\$80,000.00	\$80,000.00	\$80,000.00
Totals	Graph	2	\$80,000.00	\$80,000.00	\$80,000.00	\$80,000.00

Latitude: 40.790093 Longitude: -73.953468

Employer Name/Worksite Address	Graph	Count	Mean Wage	Median Wage	Lowest Wage	Highest Wage
ICAHN SCHOOL OF MEDICINE AT MOUNT SINAI, 1190 5TH AVE, NEW YORK, NY (https://www.google.com/maps/place/1190%205TH%20AVE,NEW%20YORK,NY)	Graph	1	\$71,543.00	\$71,543.00	\$71,543.00	\$71,543.00
Totals	Graph	1	\$71,543.00	\$71,543.00	\$71,543.00	\$71,543.00

Latitude: 40.790144 Longitude: -74.075036

Employer Name/Employer Address	Graph	Count	Mean Wage	Median Wage	Lowest Wage	Highest Wage
DB SERVICES NJ INC, 100 PLAZA ONE, JERSEY CITY, NJ (https://www.google.com/maps/place/100%20PLAZA%20ONE,JERSEY%20CITY,NJ)	Graph	3	\$145,000.00	\$135,000.00	\$110,000.00	\$190,000.00
DB USA CORE CORPORATION, 100 PLAZA ONE, JERSEY CITY, NJ (https://www.google.com/maps/place/100%20PLAZA%20ONE,JERSEY%20CITY,NJ)	Graph	30	\$130,526.87	\$122,400.00	\$72,500.00	\$240,000.00
Totals	Graph	33	\$131,842.61	\$124,600.00	\$72,500.00	\$240,000.00

Employer Name/Worksite Address	Graph	Count	Mean Wage	Median Wage	Lowest Wage	Highest Wage
--------------------------------	-------	-------	-----------	-------------	-------------	--------------

Employer Name/Worksite Address	Graph	Count	Mean Wage	Median Wage	Lowest Wage	Highest Wage
EYORK CONSULTING INC, 34 EXCHANGE PLACE, PLAZA III, JERSEY CITY, NY (https://www.google.com/maps/place/34%20EXCHANGE%20PLACE,%20PLAZA%20III,JERSEY%20CITY,NY)	Graph	2	\$76,000.00	\$76,000.00	\$76,000.00	\$76,000.00
Totals	Graph	2	\$76,000.00	\$76,000.00	\$76,000.00	\$76,000.00

Latitude: 40.790151 Longitude: -73.954042

Employer Name/Worksite Address	Graph	Count	Mean Wage	Median Wage	Lowest Wage	Highest Wage
ICAHN SCHOOL OF MEDICINE AT MOUNT SINAI, 1184 FIFTH AVENUE, NEW YORK, NY (https://www.google.com/maps/place/1184%20FIFTH%20AVENUE,NEW%20YORK,NY)	Graph	1	\$60,422.00	\$60,422.00	\$60,422.00	\$60,422.00
MOUNT SINAI HOSPITAL, 1184 FIFTH AVE, NEW YORK, NY (https://www.google.com/maps/place/1184%20FIFTH%20AVE,NEW%20YORK,NY)	Graph	1	\$105,000.00	\$105,000.00	\$105,000.00	\$105,000.00
Totals	Graph	2	\$82,711.00	\$60,422.00	\$60,422.00	\$105,000.00

Latitude: 40.790176 Longitude: -73.635743

Employer Name/Employer Address	Graph	Count	Mean Wage	Median Wage	Lowest Wage	Highest Wage
NORTH SHORE EARLY CHILDCARE CENTER, INC., 440 ROUND HILL ROAD, ROSLYN HEIGHTS, NY (https://www.google.com/maps/place/440%20ROUND%20HILL%20ROAD,ROSLYN%20HEIGHTS,NY)	Graph	1	\$24,960.00	\$24,960.00	\$24,960.00	\$24,960.00
Totals	Graph	1	\$24,960.00	\$24,960.00	\$24,960.00	\$24,960.00

Employer Name/Worksite Address	Graph	Count	Mean Wage	Median Wage	Lowest Wage	Highest Wage
NORTH SHORE EARLY CHILDCARE CENTER, INC., 440 ROUND HILL ROAD, ROSLYN HEIGHTS, NY (https://www.google.com/maps/place/440%20ROUND%20HILL%20ROAD,ROSLYN%20HEIGHTS,NY)	Graph	1	\$24,960.00	\$24,960.00	\$24,960.00	\$24,960.00
Totals	Graph	1	\$24,960.00	\$24,960.00	\$24,960.00	\$24,960.00

Latitude: 40.790193 Longitude: -73.951918

Employer Name/Worksite Address	Graph	Count	Mean Wage	Median Wage	Lowest Wage	Highest Wage
ICAHN SCHOOL OF MEDICINE AT MOUNT SINAI, 1465 MADISON AVENUE, NEW YORK, NY (https://www.google.com/maps/place/1465%20MADISON%20AVENUE,NEW%20YORK,NY)	Graph	1	\$100,000.00	\$100,000.00	\$100,000.00	\$100,000.00
Totals	Graph	1	\$100,000.00	\$100,000.00	\$100,000.00	\$100,000.00

Latitude: 40.790203 Longitude: -73.524055

Employer Name/Employer Address	Graph	Count	Mean Wage	Median Wage	Lowest Wage	Highest Wage
SUN CAPITAL OF AMERICA, LTD., 158 BIRCHWOOD PARK DR., JERICHO, NY (https://www.google.com/maps/place/158%20BIRCHWOOD%20PARK%20DR.,JERICHO,NY)	Graph	1	\$60,400.00	\$60,400.00	\$60,400.00	\$60,400.00
Totals	Graph	1	\$60,400.00	\$60,400.00	\$60,400.00	\$60,400.00

Employer Name/Worksite Address	Graph	Count	Mean Wage	Median Wage	Lowest Wage	Highest Wage
SUN CAPITAL OF AMERICA, LTD., 158 BIRCHWOOD PARK DR., JERICHO, NY (https://www.google.com/maps/place/158%20BIRCHWOOD%20PARK%20DR.,JERICHO,NY)	Graph	1	\$60,400.00	\$60,400.00	\$60,400.00	\$60,400.00
Totals	Graph	1	\$60,400.00	\$60,400.00	\$60,400.00	\$60,400.00

Latitude: 40.79027 Longitude: -73.952025

Employer Name/Worksite Address	Graph	Count	Mean Wage	Median Wage	Lowest Wage	Highest Wage
ICAHN SCHOOL OF MEDICINE AT MOUNT SINAI, 1468 MADISON AVE, NEW YORK, NY (https://www.google.com/maps/place/1468%20MADISON%20AVE,NEW%20YORK,NY)	Graph	1	\$112,000.00	\$112,000.00	\$112,000.00	\$112,000.00
MOUNT SINAI HOSPITAL, 1468 MADISON AVENUE, NEW YORK, NY (https://www.google.com/maps/place/1468%20MADISON%20AVENUE,NEW%20YORK,NY)	Graph	58	\$79,941.60	\$71,543.00	\$42,910.00	\$275,000.00
Totals	Graph	59	\$80,484.97	\$71,543.00	\$42,910.00	\$275,000.00

Latitude: 40.790403 Longitude: -73.975645

Employer Name/Employer Address	Graph	Count	Mean Wage	Median Wage	Lowest Wage	Highest Wage
CONGREGATION B'NAI JESHURUN, 270 WEST 89TH STREET, NEW YORK, NY (https://www.google.com/maps/place/270%20WEST%2089TH%20STREET,NEW%20YORK,NY)	Graph	1	\$62,500.00	\$62,500.00	\$62,500.00	\$62,500.00
Totals	Graph	1	\$62,500.00	\$62,500.00	\$62,500.00	\$62,500.00

Employer Name/Worksite Address	Graph	Count	Mean Wage	Median Wage	Lowest Wage	Highest Wage
CONGREGATION B'NAI JESHURUN, 270 WEST 89TH STREET, NEW YORK, NY (https://www.google.com/maps/place/270%20WEST%2089TH%20STREET,NEW%20YORK,NY)	Graph	1	\$62,500.00	\$62,500.00	\$62,500.00	\$62,500.00
Totals	Graph	1	\$62,500.00	\$62,500.00	\$62,500.00	\$62,500.00

Latitude: 40.790416 Longitude: -73.463612

Employer Name/Employer Address	Graph	Count	Mean Wage	Median Wage	Lowest Wage	Highest Wage
INTERNATIONAL INTEGRATED SOLUTIONS, LTD, 137 COMMERCIAL STREET, PLAINVIEW, NY (https://www.google.com/maps/place/137%20COMMERCIAL%20STREET,PLAINVIEW,NY)	Graph	1	\$115,500.00	\$115,500.00	\$115,500.00	\$115,500.00
Totals	Graph	1	\$115,500.00	\$115,500.00	\$115,500.00	\$115,500.00

Employer Name/Worksite Address	Graph	Count	Mean Wage	Median Wage	Lowest Wage	Highest Wage
INTERNATIONAL INTEGRATED SOLUTIONS, LTD, 137 COMMERCIAL STREET, PLAINVIEW, NY (https://www.google.com/maps/place/137%20COMMERCIAL%20STREET,PLAINVIEW,NY)	Graph	1	\$115,500.00	\$115,500.00	\$115,500.00	\$115,500.00
Totals	Graph	1	\$115,500.00	\$115,500.00	\$115,500.00	\$115,500.00

Latitude: 40.790489 Longitude: -73.953766

Employer Name/Employer Address	Graph	Count	Mean Wage	Median Wage	Lowest Wage	Highest Wage
ICAHN SCHOOL OF MEDICINE AT MOUNT SINAI, ONE GUSTAVE L. LEVY PLACE, NEW YORK, NY (https://www.google.com/maps/place/ONE%20GUSTAVE%20L.%20LEVY%20PLACE,NEW%20YORK,NY)	Graph	1	\$160,000.00	\$160,000.00	\$160,000.00	\$160,000.00
MOUNT SINAI MEDICAL CENTER, ONE GUSTAVE L. LEVY PLACE, NEW YORK, NY (https://www.google.com/maps/place/ONE%20GUSTAVE%20L.%20LEVY%20PLACE,NEW%20YORK,NY)	Graph	1	\$134,300.00	\$134,300.00	\$134,300.00	\$134,300.00
NEW YORK EYE AND EAR INFIRMARY OF MOUNT SINAI (NYEE), ONE GUSTAVE L. LEVY PLACE, NEW YORK, NY (https://www.google.com/maps/place/ONE%20GUSTAVE%20L.%20LEVY%20PLACE,NEW%20YORK,NY)	Graph	1	\$75,000.00	\$75,000.00	\$75,000.00	\$75,000.00
BETH ISRAEL MEDICAL CENTER, ONE GUSTAVE L. LEVY PLACE, NEW YORK, NY (https://www.google.com/maps/place/ONE%20GUSTAVE%20L.%20LEVY%20PLACE,NEW%20YORK,NY)	Graph	2	\$71,543.00	\$71,543.00	\$71,543.00	\$71,543.00
MOUNT SINAI BETH ISRAEL (A.K.A. BETH ISRAEL MEDICAL CENTER), ONE GUSTAVE L. LEVY PLACE, NEW YORK, NY (https://www.google.com/maps/place/ONE%20GUSTAVE%20L.%20LEVY%20PLACE,NEW%20YORK,NY)	Graph	3	\$65,796.67	\$61,933.00	\$58,000.00	\$77,457.00
ICAHN SCHOOL OF MEDICINE AT MOUNT SINAI, ONE GUSTAVE L. LEVY PLACE, NEW YORK, NY (https://www.google.com/maps/place/ONE%20GUSTAVE%20L.%20LEVY%20PLACE,NEW%20YORK,NY)	Graph	4	\$108,750.00	\$105,000.00	\$62,000.00	\$160,000.00

Employer Name/Employer Address	Graph	Count	Mean Wage	Median Wage	Lowest Wage	Highest Wage
MOUNT SINAI MEDICAL CENTER, ONE GUSTAVE L. LEVY PLACE, NEW YORK, NY (https://www.google.com/maps/place/ONE%20GUSTAVE%20L.%20LEVY%20PLACE,NEW%20YORK,NY)	Graph	8	\$110,319.39	\$115,000.00	\$43,000.00	\$139,050.00
MOUNT SINAI HOSPITAL, ONE GUSTAVE L. LEVY PLACE, NEW YORK, NY (https://www.google.com/maps/place/ONE%20GUSTAVE%20L.%20LEVY%20PLACE,NEW%20YORK,NY)	Graph	25	\$110,598.21	\$105,000.00	\$45,718.00	\$275,000.00
ST. LUKE'S-ROOSEVELT HOSPITAL CENTER, ONE GUSTAVE L. LEVY PLACE, NEW YORK, NY (https://www.google.com/maps/place/ONE%20GUSTAVE%20L.%20LEVY%20PLACE,NEW%20YORK,NY)	Graph	29	\$71,620.85	\$66,788.56	\$62,682.20	\$119,142.00
MOUNT SINAI GENOMICS INC., ONE GUSTAVE L. LEVY PLACE, NEW YORK, NY (https://www.google.com/maps/place/ONE%20GUSTAVE%20L.%20LEVY%20PLACE,NEW%20YORK,NY)	Graph	43	\$87,230.93	\$85,000.00	\$47,798.40	\$180,000.00
ICAHN SCHOOL OF MEDICINE AT MOUNT SINAI, ONE GUSTAVE L. LEVY PLACE, NEW YORK, NY (https://www.google.com/maps/place/ONE%20GUSTAVE%20L.%20LEVY%20PLACE,NEW%20YORK,NY)	Graph	271	\$81,456.80	\$68,798.00	\$42,910.00	\$800,000.00
Totals	Graph	388	\$84,265.50	\$71,543.00	\$42,910.00	\$800,000.00

Employer Name/Worksite Address	Graph	Count	Mean Wage	Median Wage	Lowest Wage	Highest Wage
JAMES J. PETERS VA MEDICAL CENTER, 1 GUSTAVE L. LEVY PLACE, NEW YORK, NY (https://www.google.com/maps/place/1%20GUSTAVE%20L.%20LEVY%20PLACE,NEW%20YORK,NY)	Graph	7	\$62,044.71	\$60,422.00	\$60,422.00	\$71,781.00
THE CJS SOLUTIONS GROUP, LLC, ONE GUSTAVE L. LEVY PLACE, NEW YORK, NY (https://www.google.com/maps/place/ONE%20GUSTAVE%20L.%20LEVY%20PLACE,NEW%20YORK,NY)	Graph	12	\$64,935.00	\$60,422.00	\$60,422.00	\$105,000.00
Totals	Graph	19	\$63,870.16	\$60,422.00	\$60,422.00	\$105,000.00

Latitude: 40.790524 Longitude: -73.953768

Employer Name/Worksite Address	Graph	Count	Mean Wage	Median Wage	Lowest Wage	Highest Wage
ICAHN SCHOOL OF MEDICINE AT MOUNT SINAI, 1190 5TH AVE, NEW YORK, NY (https://www.google.com/maps/place/1190%205TH%20AVE,NEW%20YORK,NY)	Graph	1	\$800,000.00	\$800,000.00	\$800,000.00	\$800,000.00
MOUNT SINAI HOSPITAL, 1190 EAST 5TH AVENUE, NEW YORK, NY (https://www.google.com/maps/place/1190%20EAST%205TH%20AVENUE,NEW%20YORK,NY)	Graph	1	\$111,301.00	\$111,301.00	\$111,301.00	\$111,301.00
ICAHN SCHOOL OF MEDICINE AT MOUNT SINAI, 1190 FIFTH AVE, NEW YORK, NY (https://www.google.com/maps/place/1190%20FIFTH%20AVE,NEW%20YORK,NY)	Graph	2	\$59,234.00	\$46,925.00	\$46,925.00	\$71,543.00
ICAHN SCHOOL OF MEDICINE AT MOUNT SINAI, 1190 5TH AVENUE, NEW YORK, NY (https://www.google.com/maps/place/1190%205TH%20AVENUE,NEW%20YORK,NY)	Graph	3	\$126,433.33	\$79,212.00	\$75,088.00	\$225,000.00
ICAHN SCHOOL OF MEDICINE AT MOUNT SINAI, 1190 FIFTH AVENUE, NEW YORK, NY (https://www.google.com/maps/place/1190%20FIFTH%20AVENUE,NEW%20YORK,NY)	Graph	7	\$74,077.57	\$71,543.00	\$71,543.00	\$77,457.00
Totals	Graph	14	\$137,686.57	\$75,088.00	\$46,925.00	\$800,000.00

Latitude: 40.790553 Longitude: -73.951819

Employer Name/Worksite Address	Graph	Count	Mean Wage	Median Wage	Lowest Wage	Highest Wage
ICAHN SCHOOL OF MEDICINE AT MOUNT SINAI, 1470 MADISON AVE, NEW YORK, NY (https://www.google.com/maps/place/1470%20MADISON%20AVE,NEW%20YORK,NY)	Graph	1	\$55,000.00	\$55,000.00	\$55,000.00	\$55,000.00
MOUNT SINAI MEDICAL CENTER, HESS BLDG., NEW YORK, NY (https://www.google.com/maps/place/HESS%20BLDG.,NEW%20YORK,NY)	Graph	1	\$43,000.00	\$43,000.00	\$43,000.00	\$43,000.00
ICAHN SCHOOL OF MEDICINE AT MOUNT SINAI, 1470 MADISON AVENUE, NEW YORK, NY (https://www.google.com/maps/place/1470%20MADISON%20AVENUE,NEW%20YORK,NY)	Graph	23	\$83,252.63	\$51,096.00	\$42,910.00	\$299,998.40
Totals	Graph	25	\$80,512.42	\$51,096.00	\$42,910.00	\$299,998.40

Latitude: 40.790568 Longitude: -73.971803

Employer Name/Employer Address	Graph	Count	Mean Wage	Median Wage	Lowest Wage	Highest Wage
TRINITY SCHOOL, 139 WEST 91ST STREET, NEW YORK, NY (https://www.google.com/maps/place/139%20WEST%2091ST%20STREET,NEW%20YORK,NY)	Graph	1	\$77,250.00	\$77,250.00	\$77,250.00	\$77,250.00

Employer Name/Employer Address	Graph	Count	Mean Wage	Median Wage	Lowest Wage	Highest Wage
Totals	Graph	1	\$77,250.00	\$77,250.00	\$77,250.00	\$77,250.00

Employer Name/Worksite Address	Graph	Count	Mean Wage	Median Wage	Lowest Wage	Highest Wage
TRINITY SCHOOL, 139 WEST 91ST STREET, NEW YORK, NY (https://www.google.com/maps/place/139%20WEST%2091ST%20STREET,NEW%20YORK,NY)	Graph	1	\$77,250.00	\$77,250.00	\$77,250.00	\$77,250.00
Totals	Graph	1	\$77,250.00	\$77,250.00	\$77,250.00	\$77,250.00

Latitude: 40.79077 Longitude: -73.825852

Employer Name/Employer Address	Graph	Count	Mean Wage	Median Wage	Lowest Wage	Highest Wage
ZEUS WASTE MANAGEMENT, INC, 15 CENTER DRIVE, MALBA, NY (https://www.google.com/maps/place/15%20CENTER%20DRIVE,MALBA,NY)	Graph	1	\$74,880.00	\$74,880.00	\$74,880.00	\$74,880.00
Totals	Graph	1	\$74,880.00	\$74,880.00	\$74,880.00	\$74,880.00

Employer Name/Worksite Address	Graph	Count	Mean Wage	Median Wage	Lowest Wage	Highest Wage
ZEUS WASTE MANAGEMENT, INC, 15 CENTER DRIVE, MALBA, NY (https://www.google.com/maps/place/15%20CENTER%20DRIVE,MALBA,NY)	Graph	1	\$74,880.00	\$74,880.00	\$74,880.00	\$74,880.00
Totals	Graph	1	\$74,880.00	\$74,880.00	\$74,880.00	\$74,880.00

Latitude: 40.790791 Longitude: -73.541676

Employer Name/Worksite Address	Graph	Count	Mean Wage	Median Wage	Lowest Wage	Highest Wage
MSID U.S. INC, 420 JERICHO TURNPIKE, JERICHO, NY (https://www.google.com/maps/place/420%20JERICHO%20TURNPIKE,JERICHO,NY)	Graph	1	\$85,500.00	\$85,500.00	\$85,500.00	\$85,500.00
Totals	Graph	1	\$85,500.00	\$85,500.00	\$85,500.00	\$85,500.00

Latitude: 40.790798 Longitude: -73.541666

Employer Name/Employer Address	Graph	Count	Mean Wage	Median Wage	Lowest Wage	Highest Wage
TED NED INC., 440 JERICHO TPKE., JERICHO, NY (https://www.google.com/maps/place/440%20JERICHO%20TPKE.,JERICHO,NY)	Graph	1	\$56,451.20	\$56,451.20	\$56,451.20	\$56,451.20
Totals	Graph	1	\$56,451.20	\$56,451.20	\$56,451.20	\$56,451.20

Employer Name/Worksite Address	Graph	Count	Mean Wage	Median Wage	Lowest Wage	Highest Wage
TED NED INC., 440 JERICHO TPKE., JERICHO, NY (https://www.google.com/maps/place/440%20JERICHO%20TPKE.,JERICHO,NY)	Graph	1	\$56,451.20	\$56,451.20	\$56,451.20	\$56,451.20
Totals	Graph	1	\$56,451.20	\$56,451.20	\$56,451.20	\$56,451.20

Latitude: 40.79089 Longitude: -73.979575

Employer Name/Worksite Address	Graph	Count	Mean Wage	Median Wage	Lowest Wage	Highest Wage
GRANDISON MANAGEMENT, INC., 150 RIVERSIDE DRIVE, NEW YORK, NY (https://www.google.com/maps/place/150%20RIVERSIDE%20DRIVE,NEW%20YORK,NY)	Graph	10	\$65,748.80	\$65,748.80	\$65,748.80	\$65,748.80
Totals	Graph	10	\$65,748.80	\$65,748.80	\$65,748.80	\$65,748.80

Latitude: 40.791229 Longitude: -73.938811

Employer Name/Employer Address	Graph	Count	Mean Wage	Median Wage	Lowest Wage	Highest Wage
AMACO MANAGEMENT & CONSULTING INC., 2110 1ST AVE., # 2701, NEW YORK, NY (https://www.google.com/maps/place/2110%20%201ST%20AVE.,%20#%202701,NEW%20YORK,NY)	Graph	2	\$84,676.80	\$84,676.80	\$84,676.80	\$84,676.80
Totals	Graph	2	\$84,676.80	\$84,676.80	\$84,676.80	\$84,676.80

Employer Name/Worksite Address	Graph	Count	Mean Wage	Median Wage	Lowest Wage	Highest Wage
AMACO MANAGEMENT & CONSULTING INC., 2110 1ST AVE., #2701, NEW YORK, NY (https://www.google.com/maps/place/2110%20%201ST%20AVE.,%20#%202701,NEW%20YORK,NY)	Graph	2	\$84,676.80	\$84,676.80	\$84,676.80	\$84,676.80
Totals	Graph	2	\$84,676.80	\$84,676.80	\$84,676.80	\$84,676.80

Latitude: 40.791297 Longitude: -73.943863

Employer Name/Employer Address	Graph	Count	Mean Wage	Median Wage	Lowest Wage	Highest Wage
S.B.V. PHARMACY, CORP., 217 EAST 106TH STREET, NEW YORK, NY (https://www.google.com/maps/place/217%20EAST%20106TH%20STREET,NEW%20YORK,NY)	Graph	2	\$59,099.00	\$58,198.00	\$58,198.00	\$60,000.00
Totals	Graph	2	\$59,099.00	\$58,198.00	\$58,198.00	\$60,000.00

Employer Name/Worksite Address	Graph	Count	Mean Wage	Median Wage	Lowest Wage	Highest Wage
S.B.V. PHARMACY, CORP., 217 EAST 106TH STREET, NEW YORK, NY (https://www.google.com/maps/place/217%20EAST%20106TH%20STREET,NEW%20YORK,NY)	Graph	2	\$59,099.00	\$58,198.00	\$58,198.00	\$60,000.00
Totals	Graph	2	\$59,099.00	\$58,198.00	\$58,198.00	\$60,000.00

Latitude: 40.791333 Longitude: -73.144344

Employer Name/Employer Address	Graph	Count	Mean Wage	Median Wage	Lowest Wage	Highest Wage
ADVANCED OPTOWAVE CORP, 105 COMAC ST., RONKONKOMA, NY (https://www.google.com/maps/place/105%20COMAC%20ST.,RONKONKOMA,NY)	Graph	3	\$70,000.00	\$70,000.00	\$70,000.00	\$70,000.00
ADVANCED OPTOWAVE CORPORATION, 105 COMAC STREET, RONKONKOMA, NY (https://www.google.com/maps/place/105%20COMAC%20STREET,RONKONKOMA,NY)	Graph	4	\$62,566.50	\$64,605.00	\$56,451.00	\$64,605.00
Totals	Graph	7	\$65,752.29	\$64,605.00	\$56,451.00	\$70,000.00

Employer Name/Worksite Address	Graph	Count	Mean Wage	Median Wage	Lowest Wage	Highest Wage
ADVANCED OPTOWAVE CORP, 105 COMAC ST., RONKONKOMA, NY (https://www.google.com/maps/place/105%20COMAC%20ST.,RONKONKOMA,NY)	Graph	3	\$70,000.00	\$70,000.00	\$70,000.00	\$70,000.00
ADVANCED OPTOWAVE CORPORATION, 105 COMAC STREET, RONKONKOMA, NY (https://www.google.com/maps/place/105%20COMAC%20STREET,RONKONKOMA,NY)	Graph	4	\$62,566.50	\$64,605.00	\$56,451.00	\$64,605.00
Totals	Graph	7	\$65,752.29	\$64,605.00	\$56,451.00	\$70,000.00

Latitude: 40.791466 Longitude: -73.9522

Employer Name/Worksite Address	Graph	Count	Mean Wage	Median Wage	Lowest Wage	Highest Wage
ICAHN SCHOOL OF MEDICINE AT MOUNT SINAI, 17 EAST 102ND STREET, 4TH FLOOR, NEW YORK, NY (https://www.google.com/maps/place/17%20EAST%20102ND%20STREET,%204TH%20FLOOR,NEW%20YORK,NY)	Graph	1	\$42,910.00	\$42,910.00	\$42,910.00	\$42,910.00
ICAHN SCHOOL OF MEDICINE AT MOUNT SINAI, 17 EAST 102ND STREET, NEW YORK, NY (https://www.google.com/maps/place/17%20EAST%20102ND%20STREET,NEW%20YORK,NY)	Graph	5	\$61,241.00	\$64,626.00	\$42,910.00	\$71,500.00
Totals	Graph	6	\$58,185.83	\$62,500.00	\$42,910.00	\$71,500.00

Latitude: 40.791513 Longitude: -73.467433

Employer Name/Employer Address	Graph	Count	Mean Wage	Median Wage	Lowest Wage	Highest Wage
INFOSYS INTERNATIONAL INC., 110 TERMINAL DRIVE, PLAINVIEW, NY (https://www.google.com/maps/place/110%20TERMINAL%20DRIVE,PLAINVIEW,NY)	Graph	1	\$90,480.00	\$90,480.00	\$90,480.00	\$90,480.00
INFOSYS INTERNATIONAL, INC., 110 TERMINAL DRIVE, PLAINVIEW, NY (https://www.google.com/maps/place/110%20TERMINAL%20DRIVE,PLAINVIEW,NY)	Graph	1	\$112,570.00	\$112,570.00	\$112,570.00	\$112,570.00
Totals	Graph	2	\$101,525.00	\$90,480.00	\$90,480.00	\$112,570.00

Employer Name/Worksite Address	Graph	Count	Mean Wage	Median Wage	Lowest Wage	Highest Wage
INFOSYS INTERNATIONAL, INC., 110 TERMINAL DRIVE, PLAINVIEW, NY (https://www.google.com/maps/place/110%20TERMINAL%20DRIVE,PLAINVIEW,NY)	Graph	2	\$101,525.00	\$90,480.00	\$90,480.00	\$112,570.00
Totals	Graph	2	\$101,525.00	\$90,480.00	\$90,480.00	\$112,570.00

Latitude: 40.791533 Longitude: -73.952702

Employer Name/Worksite Address	Graph	Count	Mean Wage	Median Wage	Lowest Wage	Highest Wage
ICAHN SCHOOL OF MEDICINE AT MOUNT SINAI, 10 EAST 102ND STREET, NEW YORK, NY (https://www.google.com/maps/place/10%20EAST%20102ND%20STREET,NEW%20YORK,NY)	Graph	3	\$71,543.00	\$71,543.00	\$71,543.00	\$71,543.00
Totals	Graph	3	\$71,543.00	\$71,543.00	\$71,543.00	\$71,543.00

Latitude: 40.791616 Longitude: -73.467351

Employer Name/Employer Address	Graph	Count	Mean Wage	Median Wage	Lowest Wage	Highest Wage
VEECO INSTRUMENTS INC., ONE TERMINAL DRIVE, PLAINVIEW, NY (https://www.google.com/maps/place/ONE%20TERMINAL%20DRIVE,PLAINVIEW,NY)	Graph	1	\$142,101.00	\$142,101.00	\$142,101.00	\$142,101.00
VEECO PROCESS EQUIPMENT INC., ONE TERMINAL DRIVE, PLAINVIEW, NY (https://www.google.com/maps/place/ONE%20TERMINAL%20DRIVE,PLAINVIEW,NY)	Graph	2	\$118,125.50	\$116,251.00	\$116,251.00	\$120,000.00
Totals	Graph	3	\$126,117.33	\$120,000.00	\$116,251.00	\$142,101.00

Employer Name/Worksite Address	Graph	Count	Mean Wage	Median Wage	Lowest Wage	Highest Wage
VEECO PROCESS EQUIPMENT INC., ONE TERMINAL DRIVE, PLAINVIEW, NY (https://www.google.com/maps/place/ONE%20TERMINAL%20DRIVE,PLAINVIEW,NY)	Graph	3	\$126,117.33	\$120,000.00	\$116,251.00	\$142,101.00
MINDTECK, INC., 1 TERMINAL DRIVE, PLAINVIEW, NY (https://www.google.com/maps/place/1%20TERMINAL%20DRIVE,PLAINVIEW,NY)	Graph	21	\$93,625.95	\$95,077.00	\$64,605.00	\$95,077.00
Totals	Graph	24	\$97,687.38	\$95,077.00	\$64,605.00	\$142,101.00

Latitude: 40.791763 Longitude: -73.94397

Employer Name/Employer Address	Graph	Count	Mean Wage	Median Wage	Lowest Wage	Highest Wage
NY COMMON PANTRY, INC, 8 EAST 109 STREET, NEW YORK, NY (https://www.google.com/maps/place/8%20EAST%20109%20STREET,NEW%20YORK,NY)	Graph	1	\$48,000.00	\$48,000.00	\$48,000.00	\$48,000.00
OBVIOUSLY SOCIAL LLC, 247 CENTRE STREET, #6R, NEW YORK, NY (https://www.google.com/maps/place/247%20CENTRE%20STREET,%20#6R,NEW%20YORK,NY)	Graph	1	\$71,781.00	\$71,781.00	\$71,781.00	\$71,781.00
WALZWORK INC, 160 EAST 109 STREET, NEW YORK, NY (https://www.google.com/maps/place/160%20EAST%20109%20STREET,NEW%20YORK,NY)	Graph	2	\$53,120.00	\$48,000.00	\$48,000.00	\$58,240.00
Totals	Graph	4	\$56,505.25	\$48,000.00	\$48,000.00	\$71,781.00

Employer Name/Worksite Address	Graph	Count	Mean Wage	Median Wage	Lowest Wage	Highest Wage
ICAHN SCHOOL OF MEDICINE AT MOUNT SINAI, 1470 MADISON AVENUE, NEW YORK, NY (https://www.google.com/maps/place/1470%20MADISON%20AVENUE,NEW%20YORK,NY)	Graph	1	\$42,910.00	\$42,910.00	\$42,910.00	\$42,910.00
ICAHN SCHOOL OF MEDICINE AT MOUNT SINAI, 17 EAST 102ND STREET, NEW YORK, NY (https://www.google.com/maps/place/17%20EAST%20102ND%20STREET,NEW%20YORK,NY)	Graph	1	\$61,000.00	\$61,000.00	\$61,000.00	\$61,000.00
ICAHN SCHOOL OF MEDICINE AT MOUNT SINAI, 5 EAST 98TH STREET, NEW YORK, NY (https://www.google.com/maps/place/5%20EAST%2098TH%20STREET,NEW%20YORK,NY)	Graph	1	\$140,000.00	\$140,000.00	\$140,000.00	\$140,000.00
ICAHN SCHOOL OF MEDICINE AT MOUNT SINAI, 555 WEST 57 STREET, NEW YORK, NY (https://www.google.com/maps/place/555%20WEST%2057%20STREET,NEW%20YORK,NY)	Graph	1	\$300,000.00	\$300,000.00	\$300,000.00	\$300,000.00
MOUNT SINAI HOSPITAL, 25-10 30TH AVENUE, LONG ISLAND CITY, NY (https://www.google.com/maps/place/25-10%2030TH%20AVENUE,LONG%20ISLAND%20CITY,NY)	Graph	1	\$112,243.00	\$112,243.00	\$112,243.00	\$112,243.00
NY COMMON PANTRY, INC, 8 EAST 109 STREET, NEW YORK, NY (https://www.google.com/maps/place/8%20EAST%20109%20STREET,NEW%20YORK,NY)	Graph	1	\$48,000.00	\$48,000.00	\$48,000.00	\$48,000.00
OBVIOUSLY SOCIAL LLC, 247 CENTRE STREET, #6R, NEW YORK, NY (https://www.google.com/maps/place/247%20CENTRE%20STREET,%20#6R,NEW%20YORK,NY)	Graph	1	\$71,781.00	\$71,781.00	\$71,781.00	\$71,781.00
STATE STREET BANK AND TRUST COMPANY, 1230 AVENUE OF THE AMERICAS, NEW YORK, NY (https://www.google.com/maps/place/1230%20AVENUE%20OF%20THE%20AMERICAS,NEW%20YORK,NY)	Graph	1	\$90,000.00	\$90,000.00	\$90,000.00	\$90,000.00
THE CJS SOLUTIONS GROUP, LLC, 2ND & E 97TH STREET, NEW YORK, NY (https://www.google.com/maps/place/2ND%20%26%20E%2097TH%20STREET,NEW%20YORK,NY)	Graph	1	\$85,000.00	\$85,000.00	\$85,000.00	\$85,000.00
WALZWORK INC, 160 EAST 109 STREET, NEW YORK, NY (https://www.google.com/maps/place/160%20EAST%20109%20STREET,NEW%20YORK,NY)	Graph	2	\$53,120.00	\$48,000.00	\$48,000.00	\$58,240.00
MOUNT SINAI HOSPITAL, 1450 MADISON AVENUE, NEW YORK, NY (https://www.google.com/maps/place/1450%20MADISON%20AVENUE,NEW%20YORK,NY)	Graph	3	\$169,611.00	\$169,611.00	\$169,611.00	\$169,611.00
ICAHN SCHOOL OF MEDICINE AT MOUNT SINAI, 1425 MADISON AVENUE, NEW YORK, NY (https://www.google.com/maps/place/1425%20MADISON%20AVENUE,NEW%20YORK,NY)	Graph	5	\$55,706.00	\$64,000.00	\$42,910.00	\$64,355.00
ICAHN SCHOOL OF MEDICINE AT MOUNT SINAI, 1468 MADISON AVENUE, NEW YORK, NY (https://www.google.com/maps/place/1468%20MADISON%20AVENUE,NEW%20YORK,NY)	Graph	18	\$53,997.78	\$42,910.00	\$42,910.00	\$75,088.00
Totals	Graph	37	\$76,121.54	\$62,000.00	\$42,910.00	\$300,000.00

Latitude: 40.791777 Longitude: -73.645811

Employer Name/Worksite Address	Graph	Count	Mean Wage	Median Wage	Lowest Wage	Highest Wage
GRANDISON MANAGEMENT, INC., 255 WARNER AVENUE, ROSLYN HEIGHTS, NY (https://www.google.com/maps/place/255%20WARNER%20AVENUE,ROSLYN%20HEIGHTS,NY)	Graph	10	\$61,401.60	\$61,401.60	\$61,401.60	\$61,401.60
Totals	Graph	10	\$61,401.60	\$61,401.60	\$61,401.60	\$61,401.60

Latitude: 40.791888 Longitude: -73.163133

Employer Name/Worksite Address	Graph	Count	Mean Wage	Median Wage	Lowest Wage	Highest Wage
ACHIEVER UNITED, INC., 3075 E. VETERANS MEMORIAL HIGHWAY, RONKONKOMA, NY (https://www.google.com/maps/place/3075%20E.%20VETERANS%20MEMORIAL%20HIGHWAY,RONKONKOMA,NY)	Graph	4	\$55,800.00	\$50,100.00	\$50,100.00	\$61,401.60
Totals	Graph	4	\$55,800.00	\$50,100.00	\$50,100.00	\$61,401.60

Latitude: 40.791995 Longitude: -73.9527

Employer Name/Worksite Address	Graph	Count	Mean Wage	Median Wage	Lowest Wage	Highest Wage
ICAHN SCHOOL OF MEDICINE AT MOUNT SINAI, 1216 FIFTH AVENUE, 5TH FLOOR, NEW YORK, NY (https://www.google.com/maps/place/1216%20FIFTH%20AVENUE,%205TH%20FLOOR,NEW%20YORK,NY)	Graph	1	\$63,003.00	\$63,003.00	\$63,003.00	\$63,003.00
Totals	Graph	1	\$63,003.00	\$63,003.00	\$63,003.00	\$63,003.00

Latitude: 40.792119 Longitude: -73.132614

Employer Name/Employer Address	Graph	Count	Mean Wage	Median Wage	Lowest Wage	Highest Wage
DUKAL CORPORATION, 2 FLEETWOOD COURT, RONKONKOMA, NY (https://www.google.com/maps/place/2%20FLEETWOOD%20COURT,RONKONKOMA,NY)	Graph	1	\$54,600.00	\$54,600.00	\$54,600.00	\$54,600.00
Totals	Graph	1	\$54,600.00	\$54,600.00	\$54,600.00	\$54,600.00

Employer Name/Worksite Address	Graph	Count	Mean Wage	Median Wage	Lowest Wage	Highest Wage
DUKAL CORPORATION, 2 FLEETWOOD COURT, RONKONKOMA, NY (https://www.google.com/maps/place/2%20FLEETWOOD%20COURT,RONKONKOMA,NY)	Graph	1	\$54,600.00	\$54,600.00	\$54,600.00	\$54,600.00
Totals	Graph	1	\$54,600.00	\$54,600.00	\$54,600.00	\$54,600.00

Latitude: 40.792191 Longitude: -73.974858

Employer Name/Employer Address	Graph	Count	Mean Wage	Median Wage	Lowest Wage
UNPAKT LLC, 555 WEST 25TH STREET, NEW YORK, NY (https://www.google.com/maps/place/555%20WEST%2025TH%20STREET,NEW%20YORK,NY)	Graph	2	\$109,990.40	\$109,990.40	\$109,990.40
AMERICAN MUSEUM OF NATURAL HISTORY, CENTRAL PARK WEST AT 79TH STREET, NEW YORK, NY (https://www.google.com/maps/place/CENTRAL%20PARK%20WEST%20AT%2079TH%20STREET,NEW%20YORK,NY)	Graph	3	\$72,875.00	\$84,125.00	\$47,000.00
FRANK CUNNINGHAM CONSULTANCY INC, 147 WEST 79 STREET APT 11D, NEW YORK, NY (https://www.google.com/maps/place/147%20WEST%2079%20STREET%20%20APT%2011D,NEW%20YORK,NY)	Graph	5	\$75,000.00	\$75,000.00	\$75,000.00
Totals	Graph	10	\$81,360.58	\$75,000.00	\$47,000.00

Employer Name/Worksite Address	Graph	Count	Mean Wage	Median Wage	Lowest Wage
ADVANCED TECHNOLOGY GROUP USA INC, ROAN VENTURES, NEW YORK, NY (https://www.google.com/maps/place/ROAN%20VENTURES,NEW%20YORK,NY)	Graph	1	\$85,000.00	\$85,000.00	\$85,000.00
MAYAN CAPITAL LLC, 41 WEST 82ND STREET, NEW YORK, NY (https://www.google.com/maps/place/41%20WEST%2082ND%20STREET,NEW%20YORK,NY)	Graph	1	\$70,000.00	\$70,000.00	\$70,000.00
UNPAKT LLC, 555 WEST 25TH STREET, NEW YORK, NY (https://www.google.com/maps/place/555%20WEST%2025TH%20STREET,NEW%20YORK,NY)	Graph	2	\$109,990.40	\$109,990.40	\$109,990.40
AMERICAN MUSEUM OF NATURAL HISTORY, CENTRAL PARK WEST AT 79TH STREET, NEW YORK, NY (https://www.google.com/maps/place/CENTRAL%20PARK%20WEST%20AT%2079TH%20STREET,NEW%20YORK,NY)	Graph	3	\$72,875.00	\$84,125.00	\$47,000.00
Totals	Graph	7	\$84,800.83	\$85,000.00	\$47,000.00

Latitude: 40.792214 Longitude: -73.952538

Employer Name/Worksite Address	Graph	Count	Mean Wage	Median Wage	Lowest Wage	Highest Wage
ICAHN SCHOOL OF MEDICINE AT MOUNT SINAI, 1225 5TH AVENUE, NEW YORK, NY (https://www.google.com/maps/place/1225%205TH%20AVENUE,NEW%20YORK,NY)	Graph	1	\$51,510.00	\$51,510.00	\$51,510.00	\$51,510.00
Totals	Graph	1	\$51,510.00	\$51,510.00	\$51,510.00	\$51,510.00

Latitude: 40.792455 Longitude: -73.469279

Employer Name/Employer Address	Graph	Count	Mean Wage	Median Wage	Lowest Wage	Highest Wage
IMOBILE LLC, 206 TERMINAL DRIVE, PLAINVIEW, NY (https://www.google.com/maps/place/206%20TERMINAL%20DRIVE,PLAINVIEW,NY)	Graph	5	\$53,701.44	\$52,000.00	\$52,000.00	\$60,382.40
Totals	Graph	5	\$53,701.44	\$52,000.00	\$52,000.00	\$60,382.40

Employer Name/Worksite Address	Graph	Count	Mean Wage	Median Wage	Lowest Wage	Highest Wage
--------------------------------	-------	-------	-----------	-------------	-------------	--------------

Employer Name/Worksite Address	Graph	Count	Mean Wage	Median Wage	Lowest Wage	Highest Wage
NAVIKA CAPITAL GROUP LLC, 206 TERMINAL DRIVE, PLAINVIEW, NY (https://www.google.com/maps/place/206%20TERMINAL%20DRIVE,PLAINVIEW,NY)	Graph	6	\$54,814.93	\$52,000.00	\$52,000.00	\$60,382.40
Totals	Graph	6	\$54,814.93	\$52,000.00	\$52,000.00	\$60,382.40

Latitude: 40.792703 Longitude: -73.967718

Employer Name/Worksite Address	Graph	Count	Mean Wage	Median Wage	Lowest Wage	Highest Wage
BRICK-RUN SPORTS PHYSICAL THERAPY, 730 COLUMBUS AVENUE, NEW YORK, NY (https://www.google.com/maps/place/730%20COLUMBUS%20AVENUE,NEW%20YORK,NY)	Graph	1	\$58,500.00	\$58,500.00	\$58,500.00	\$58,500.00
Totals	Graph	1	\$58,500.00	\$58,500.00	\$58,500.00	\$58,500.00

Employer Name/Worksite Address	Graph	Count	Mean Wage	Median Wage	Lowest Wage	Highest Wage
BRICK-RUN SPORTS PHYSICAL THERAPY, 730 COLUMBUS AVENUE, NEW YORK, NY (https://www.google.com/maps/place/730%20COLUMBUS%20AVENUE,NEW%20YORK,NY)	Graph	1	\$58,500.00	\$58,500.00	\$58,500.00	\$58,500.00
Totals	Graph	1	\$58,500.00	\$58,500.00	\$58,500.00	\$58,500.00

Latitude: 40.79277 Longitude: -73.073644

Employer Name/Worksite Address	Graph	Count	Mean Wage	Median Wage	Lowest Wage	Highest Wage
SPIRENT COMMUNICATIONS, INC., 386 ALFRED ST, HOLBROOK, NY (https://www.google.com/maps/place/386%20ALFRED%20ST,HOLBROOK,NY)	Graph	1	\$82,900.00	\$82,900.00	\$82,900.00	\$82,900.00
Totals	Graph	1	\$82,900.00	\$82,900.00	\$82,900.00	\$82,900.00

Latitude: 40.792895 Longitude: -73.719066

Employer Name/Worksite Address	Graph	Count	Mean Wage	Median Wage	Lowest Wage	Highest Wage
RECURSION CO., 56 BEVERLY ROAD, GREAT NECK, NY (https://www.google.com/maps/place/56%20BEVERLY%20ROAD,GREAT%20NECK,NY)	Graph	2	\$52,125.00	\$52,125.00	\$52,125.00	\$52,125.00
Totals	Graph	2	\$52,125.00	\$52,125.00	\$52,125.00	\$52,125.00

Employer Name/Worksite Address	Graph	Count	Mean Wage	Median Wage	Lowest Wage	Highest Wage
RECURSION CO., 56 BEVERLY ROAD, GREAT NECK, NY (https://www.google.com/maps/place/56%20BEVERLY%20ROAD,GREAT%20NECK,NY)	Graph	2	\$52,125.00	\$52,125.00	\$52,125.00	\$52,125.00
Totals	Graph	2	\$52,125.00	\$52,125.00	\$52,125.00	\$52,125.00

Latitude: 40.792902 Longitude: -73.132359

Employer Name/Worksite Address	Graph	Count	Mean Wage	Median Wage	Lowest Wage	Highest Wage
SOURCE-RAY, INC., 50 FLEETWOOD COURT, RONKONKOMA, NY (https://www.google.com/maps/place/50%20FLEETWOOD%20COURT,RONKONKOMA,NY)	Graph	3	\$38,800.00	\$40,000.00	\$36,400.00	\$40,000.00
Totals	Graph	3	\$38,800.00	\$40,000.00	\$36,400.00	\$40,000.00

Employer Name/Worksite Address	Graph	Count	Mean Wage	Median Wage	Lowest Wage	Highest Wage
SOURCE-RAY, INC., 50 FLEETWOOD COURT, RONKONKOMA, NY (https://www.google.com/maps/place/50%20FLEETWOOD%20COURT,RONKONKOMA,NY)	Graph	3	\$38,800.00	\$40,000.00	\$36,400.00	\$40,000.00

Employer Name/Worksite Address	Graph	Count	Mean Wage	Median Wage	Lowest Wage	Highest Wage
Totals	Graph	3	\$38,800.00	\$40,000.00	\$36,400.00	\$40,000.00

Latitude: 40.792926 Longitude: -73.138565

Employer Name/Worksite Address	Graph	Count	Mean Wage	Median Wage	Lowest Wage	Highest Wage
ARTBEAN, INC., 2110 5TH AVENUE, RONKONKOMA, NY (https://www.google.com/maps/place/2110%205TH%20AVENUE,RONKONKOMA,NY)	Graph	1	\$35,090.00	\$35,090.00	\$35,090.00	\$35,090.00
Totals	Graph	1	\$35,090.00	\$35,090.00	\$35,090.00	\$35,090.00

Employer Name/Worksite Address	Graph	Count	Mean Wage	Median Wage	Lowest Wage	Highest Wage
ARTBEAN, INC., 2110 5TH AVENUE, RONKONKOMA, NY (https://www.google.com/maps/place/2110%205TH%20AVENUE,RONKONKOMA,NY)	Graph	1	\$35,090.00	\$35,090.00	\$35,090.00	\$35,090.00
Totals	Graph	1	\$35,090.00	\$35,090.00	\$35,090.00	\$35,090.00

Latitude: 40.792942 Longitude: -73.967899

Employer Name/Worksite Address	Graph	Count	Mean Wage	Median Wage	Lowest Wage	Highest Wage
SONGMASTERS, LLC, 110 WEST 96TH STREET, NEW YORK, NY (https://www.google.com/maps/place/110%20WEST%2096TH%20STREET,NEW%20YORK,NY)	Graph	1	\$40,000.00	\$40,000.00	\$40,000.00	\$40,000.00
Totals	Graph	1	\$40,000.00	\$40,000.00	\$40,000.00	\$40,000.00

Employer Name/Worksite Address	Graph	Count	Mean Wage	Median Wage	Lowest Wage	Highest Wage
SONGMASTERS, LLC, 110 WEST 96TH STREET, NEW YORK, NY (https://www.google.com/maps/place/110%20WEST%2096TH%20STREET,NEW%20YORK,NY)	Graph	1	\$40,000.00	\$40,000.00	\$40,000.00	\$40,000.00
Totals	Graph	1	\$40,000.00	\$40,000.00	\$40,000.00	\$40,000.00

Latitude: 40.793024 Longitude: -73.951949

Employer Name/Worksite Address	Graph	Count	Mean Wage	Median Wage	Lowest Wage	Highest Wage
MUSEUM OF THE CITY OF NEW YORK, 1220 FIFTH AVENUE, NEW YORK, NY (https://www.google.com/maps/place/1220%20FIFTH%20AVENUE,NEW%20YORK,NY)	Graph	2	\$87,550.00	\$82,400.00	\$82,400.00	\$92,700.00
Totals	Graph	2	\$87,550.00	\$82,400.00	\$82,400.00	\$92,700.00

Employer Name/Worksite Address	Graph	Count	Mean Wage	Median Wage	Lowest Wage	Highest Wage
MUSEUM OF THE CITY OF NEW YORK, 1220 FIFTH AVENUE, NEW YORK, NY (https://www.google.com/maps/place/1220%20FIFTH%20AVENUE,NEW%20YORK,NY)	Graph	1	\$82,400.00	\$82,400.00	\$82,400.00	\$82,400.00
Totals	Graph	1	\$82,400.00	\$82,400.00	\$82,400.00	\$82,400.00

Latitude: 40.793084 Longitude: -73.41945

Employer Name/Worksite Address	Graph	Count	Mean Wage	Median Wage	Lowest Wage	Highest Wage
SOFTLABS NA, INC., 145 OLD COUNTRY ROAD, MELVILLE, NY (https://www.google.com/maps/place/145%20OLD%20COUNTRY%20ROAD,MELVILLE,NY)	Graph	2	\$63,450.00	\$63,450.00	\$63,450.00	\$63,450.00
Totals	Graph	2	\$63,450.00	\$63,450.00	\$63,450.00	\$63,450.00

Latitude: 40.793364 Longitude: -73.688817

Employer Name/Worksite Address	Graph	Count	Mean Wage	Median Wage	Lowest Wage	Highest Wage
NORTHWELL HEALTH, 300 COMMUNITY DRIVE, MANHASSET, NY (https://www.google.com/maps/place/300%20COMMUNITY%20DRIVE,MANHASSET,NY)	Graph	1	\$85,321.60	\$85,321.60	\$85,321.60	\$85,321.60
Totals	Graph	1	\$85,321.60	\$85,321.60	\$85,321.60	\$85,321.60

Latitude: 40.793643 Longitude: -73.471303

Employer Name/Employer Address	Graph	Count	Mean Wage	Median Wage	Lowest Wage	Highest Wage
SDI PREQUAL SERVICES, INC., 101 SUNNYSIDE BLVD, PLAINVIEW, NY (https://www.google.com/maps/place/101%20SUNNYSIDE%20BLVD,PLAINVIEW,NY)	Graph	1	\$65,000.00	\$65,000.00	\$65,000.00	\$65,000.00
Totals	Graph	1	\$65,000.00	\$65,000.00	\$65,000.00	\$65,000.00

Employer Name/Worksite Address	Graph	Count	Mean Wage	Median Wage	Lowest Wage	Highest Wage
SDI PREQUAL SERVICES, INC., 101 SUNNYSIDE BLVD, PLAINVIEW, NY (https://www.google.com/maps/place/101%20SUNNYSIDE%20BLVD,PLAINVIEW,NY)	Graph	1	\$65,000.00	\$65,000.00	\$65,000.00	\$65,000.00
Totals	Graph	1	\$65,000.00	\$65,000.00	\$65,000.00	\$65,000.00

Latitude: 40.793668 Longitude: -73.949381

Employer Name/Worksite Address	Graph	Count	Mean Wage	Median Wage	Lowest Wage	Highest Wage
EAST HARLEM SCHOLARS ACADEMY, 1573 MADISON AVENUE, NEW YORK, NY (https://www.google.com/maps/place/1573%20MADISON%20AVENUE,NEW%20YORK,NY)	Graph	1	\$29,120.00	\$29,120.00	\$29,120.00	\$29,120.00
Totals	Graph	1	\$29,120.00	\$29,120.00	\$29,120.00	\$29,120.00

Latitude: 40.793723 Longitude: -73.519366



Employer Name/Worksite Address	Graph	Count	Mean Wage	Median Wage	Lowest Wage	Highest Wage
MICROSOFT CORPORATION, 42 BIRCHWOOD PARK CRESCENT, JERICO, NY (https://www.google.com/maps/place/42%20BIRCHWOOD%20PARK%20CRESCENT,JERICO,NY)	Graph	1	\$149,183.00	\$149,183.00	\$149,183.00	\$149,183.00
Totals	Graph	1	\$149,183.00	\$149,183.00	\$149,183.00	\$149,183.00



Latitude: 40.793805 Longitude: -73.536466

Employer Name/Employer Address	Graph	Count	Mean Wage	Median Wage	Lowest Wage	Highest Wage
PREMIER PLUS EDUCATION LLC, 575 JERICO TPKE, JERICO, NY (https://www.google.com/maps/place/575%20JERICO%20TPKE,JERICO,NY)	Graph	1	\$40,000.00	\$40,000.00	\$40,000.00	\$40,000.00
PREMIER PLUS EDUCATION LLC, 575 JERICO TURNPIKE, JERICO, NY (https://www.google.com/maps/place/575%20JERICO%20TURNPIKE,JERICO,NY)	Graph	3	\$45,760.00	\$41,600.00	\$37,440.00	\$58,240.00
Totals	Graph	4	\$44,320.00	\$40,000.00	\$37,440.00	\$58,240.00



Employer Name/Worksite Address	Graph	Count	Mean Wage	Median Wage	Lowest Wage	Highest Wage
PREMIER PLUS EDUCATION LLC, 575 JERICO TPKE, JERICO, NY (https://www.google.com/maps/place/575%20JERICO%20TPKE,JERICO,NY)	Graph	1	\$40,000.00	\$40,000.00	\$40,000.00	\$40,000.00
PREMIER PLUS EDUCATION LLC, 575 JERICO TURNPIKE, JERICO, NY (https://www.google.com/maps/place/575%20JERICO%20TURNPIKE,JERICO,NY)	Graph	3	\$45,760.00	\$41,600.00	\$37,440.00	\$58,240.00
Totals	Graph	4	\$44,320.00	\$40,000.00	\$37,440.00	\$58,240.00



Latitude: 40.794146 Longitude: -73.848007

Employer Name/Employer Address	Graph	Count	Mean Wage	Median Wage	Lowest Wage	Highest Wage
SBOT TECHNOLOGIES INC., 322B SOUNDVIEW LANE, COLLEGE POINT, NY (https://www.google.com/maps/place/322B%20SOUNDVIEW%20LANE,COLLEGE%20POINT,NY)		2	\$105,000.00	\$90,000.00	\$90,000.00	\$120,000.00
Totals		2	\$105,000.00	\$90,000.00	\$90,000.00	\$120,000.00




Employer Name/Worksite Address	Graph	Count	Mean Wage	Median Wage	Lowest Wage	Highest Wage
SBOT TECHNOLOGIES INC., 322B SOUNDVIEW LANE, COLLEGE POINT, NY (https://www.google.com/maps/place/322B%20SOUNDVIEW%20LANE,COLLEGE%20POINT,NY)		2	\$105,000.00	\$90,000.00	\$90,000.00	\$120,000.00
Totals		2	\$105,000.00	\$90,000.00	\$90,000.00	\$120,000.00



Latitude: 40.794155 Longitude: -73.848681

Employer Name/Employer Address	Graph	Count	Mean Wage	Median Wage	Lowest Wage	Highest Wage
PLAYIDEAS INC, 3-41A PARK CRESCENT, COLLEGE POINT, NY (https://www.google.com/maps/place/3-41A%20PARK%20CRESCENT,COLLEGE%20POINT,NY)		2	\$20,710.00	\$20,710.00	\$20,710.00	\$20,710.00
Totals		2	\$20,710.00	\$20,710.00	\$20,710.00	\$20,710.00

Employer Name/Worksite Address	Graph	Count	Mean Wage	Median Wage	Lowest Wage	Highest Wage
PLAYIDEAS INC, 3-41A PARK CRESCENT, COLLEGE POINT, NY (https://www.google.com/maps/place/3-41A%20PARK%20CRESCENT,COLLEGE%20POINT,NY)		2	\$20,710.00	\$20,710.00	\$20,710.00	\$20,710.00
Totals		2	\$20,710.00	\$20,710.00	\$20,710.00	\$20,710.00

Latitude: 40.794386 Longitude: -73.412115

Employer Name/Employer Address	Graph	Count	Mean Wage	Median Wage	Lowest Wage	Highest Wage
RELIANCE FIRST CAPITAL, LLC, 201 OLD COUNTRY ROAD, MELVILLE, NY (https://www.google.com/maps/place/201%20OLD%20COUNTRY%20ROAD,MELVILLE,NY)		1	\$73,659.00	\$73,659.00	\$73,659.00	\$73,659.00
MARCHON EYEWEAR, INC., 201 OLD COUNTRY ROAD, MELVILLE, NY (https://www.google.com/maps/place/201%20OLD%20COUNTRY%20ROAD,MELVILLE,NY)		2	\$112,500.00	\$110,000.00	\$110,000.00	\$115,000.00
Totals		3	\$99,553.00	\$110,000.00	\$73,659.00	\$115,000.00

Employer Name/Worksite Address	Graph	Count	Mean Wage	Median Wage	Lowest Wage	Highest Wage
VISION SERVICE PLAN, 201 OLD COUNTRY ROAD, MELVILLE, NY (https://www.google.com/maps/place/201%20OLD%20COUNTRY%20ROAD,MELVILLE,NY)		6	\$95,827.77	\$110,000.00	\$48,464.00	\$115,000.00
Totals		6	\$95,827.77	\$110,000.00	\$48,464.00	\$115,000.00

Latitude: 40.794434 Longitude: -73.733665

Employer Name/Employer Address	Graph	Count	Mean Wage	Median Wage	Lowest Wage	Highest Wage
ROBERT BAHARY ARCHITECTURE PC, 199 MIDDLE NECK ROAD, GREAT NECK, NY (https://www.google.com/maps/place/199%20MIDDLE%20NECK%20ROAD,GREAT%20NECK,NY)		1	\$47,923.20	\$47,923.20	\$47,923.20	\$47,923.20
Totals		1	\$47,923.20	\$47,923.20	\$47,923.20	\$47,923.20

Employer Name/Worksite Address	Graph	Count	Mean Wage	Median Wage	Lowest Wage	Highest Wage
--------------------------------	-------	-------	-----------	-------------	-------------	--------------

Employer Name/Worksite Address	Graph	Count	Mean Wage	Median Wage	Lowest Wage	Highest Wage
ROBERT BAHARY ARCHITECTURE PC, 199 MIDDLE NECK ROAD, GREAT NECK, NY (https://www.google.com/maps/place/199%20MIDDLE%20NECK%20ROAD,GREAT%20NECK,NY)	Graph	1	\$47,923.20	\$47,923.20	\$47,923.20	\$47,923.20
Totals	Graph	1	\$47,923.20	\$47,923.20	\$47,923.20	\$47,923.20

Latitude: 40.79448 Longitude: -73.698481

Employer Name/Worksite Address	Graph	Count	Mean Wage	Median Wage	Lowest Wage	Highest Wage
PREMIER PLUS EDUCATION MANHASSET LLC, 124 PLANDOME ROAD, MANHASSET, NY (https://www.google.com/maps/place/124%20PLANDOME%20ROAD,MANHASSET,NY)	Graph	2	\$41,600.00	\$41,600.00	\$41,600.00	\$41,600.00
Totals	Graph	2	\$41,600.00	\$41,600.00	\$41,600.00	\$41,600.00

Employer Name/Worksite Address	Graph	Count	Mean Wage	Median Wage	Lowest Wage	Highest Wage
PREMIER PLUS EDUCATION MANHASSET LLC, 124 PLANDOME ROAD, MANHASSET, NY (https://www.google.com/maps/place/124%20PLANDOME%20ROAD,MANHASSET,NY)	Graph	2	\$41,600.00	\$41,600.00	\$41,600.00	\$41,600.00
Totals	Graph	2	\$41,600.00	\$41,600.00	\$41,600.00	\$41,600.00

Latitude: 40.794898 Longitude: -73.070328

Employer Name/Worksite Address	Graph	Count	Mean Wage	Median Wage	Lowest Wage	Highest Wage
VISIONET SYSTEMS, INC., VITAMIN WORLD, INC., HOLBROOK, NY (https://www.google.com/maps/place/VITAMIN%20WORLD,%20INC.,HOLBROOK,NY)	Graph	1	\$65,000.00	\$65,000.00	\$65,000.00	\$65,000.00
VISIONET SYSTEMS, INC., VITAMIN WORLD, LONG ISLAND, NY (https://www.google.com/maps/place/VITAMIN%20WORLD,LONG%20ISLAND,NY)	Graph	1	\$64,000.00	\$64,000.00	\$64,000.00	\$64,000.00
VISIONET SYSTEMS, INC., VITAMIN WORLD INC., HOLBRROK, NY (https://www.google.com/maps/place/VITAMIN%20WORLD%20INC.,HOLBRROK,NY)	Graph	10	\$61,000.00	\$61,000.00	\$61,000.00	\$61,000.00
VISIONET SYSTEMS, INC., VITAMIN WORLD, HOLBROOK, NY (https://www.google.com/maps/place/VITAMIN%20WORLD,HOLBROOK,NY)	Graph	18	\$58,855.56	\$60,400.00	\$55,000.00	\$71,000.00
Totals	Graph	30	\$59,946.67	\$61,000.00	\$55,000.00	\$71,000.00

Latitude: 40.79502 Longitude: -73.950491

Employer Name/Worksite Address	Graph	Count	Mean Wage	Median Wage	Lowest Wage	Highest Wage
ICAHN SCHOOL OF MEDICINE AT MOUNT SINAI, 1255 5TH AVENUE, NEW YORK, NY (https://www.google.com/maps/place/1255%205TH%20AVENUE,NEW%20YORK,NY)	Graph	6	\$96,500.00	\$90,000.00	\$76,000.00	\$120,000.00
MOUNT SINAI GENOMICS INC., 1255 FIFTH AVENUE, NEW YORK, NY (https://www.google.com/maps/place/1255%20FIFTH%20AVENUE,NEW%20YORK,NY)	Graph	13	\$100,455.63	\$89,980.80	\$76,000.00	\$130,000.00
Totals	Graph	19	\$99,206.48	\$90,000.00	\$76,000.00	\$130,000.00

Latitude: 40.795114 Longitude: -72.874898

Employer Name/Worksite Address	Graph	Count	Mean Wage	Median Wage	Lowest Wage	Highest Wage
KENT STATE UNIVERSITY, 98 11973 ROCHESTER ST., SHIRLEY, NY (https://www.google.com/maps/place/98%2011973%20ROCHESTER%20ST.,SHIRLEY,NY)	Graph	1	\$53,373.00	\$53,373.00	\$53,373.00	\$53,373.00
Totals	Graph	1	\$53,373.00	\$53,373.00	\$53,373.00	\$53,373.00

Latitude: 40.795233 Longitude: -73.965872

Employer Name/Employer Address	Graph	Count	Mean Wage	Median Wage	Lowest Wage	Highest Wage
SLA INTERNATIONAL INC., 808 COLUMBUS AVE, NEW YORK, NY (https://www.google.com/maps/place/808%20COLUMBUS%20AVE,NEW%20YORK,NY)	Graph	1	\$52,000.00	\$52,000.00	\$52,000.00	\$52,000.00
Totals	Graph	1	\$52,000.00	\$52,000.00	\$52,000.00	\$52,000.00

Employer Name/Worksite Address	Graph	Count	Mean Wage	Median Wage	Lowest Wage	Highest Wage
SLA INTERNATIONAL INC., 808 COLUMBUS AVE, NEW YORK, NY (https://www.google.com/maps/place/808%20COLUMBUS%20AVE,NEW%20YORK,NY)	Graph	1	\$52,000.00	\$52,000.00	\$52,000.00	\$52,000.00
Totals	Graph	1	\$52,000.00	\$52,000.00	\$52,000.00	\$52,000.00

Latitude: 40.795459 Longitude: -73.929571

Employer Name/Employer Address	Graph	Count	Mean Wage	Median Wage	Lowest Wage	Highest Wage
LIFFEY VAN LINES, INC., 234 EAST 121 STREET, NEW YORK, NY (https://www.google.com/maps/place/234%20EAST%20121%20STREET,NEW%20YORK,NY)	Graph	1	\$48,796.80	\$48,796.80	\$48,796.80	\$48,796.80
Totals	Graph	1	\$48,796.80	\$48,796.80	\$48,796.80	\$48,796.80

Employer Name/Worksite Address	Graph	Count	Mean Wage	Median Wage	Lowest Wage	Highest Wage
LIFFEY VAN LINES, INC., 234 EAST 121 STREET, NEW YORK, NY (https://www.google.com/maps/place/234%20EAST%20121%20STREET,NEW%20YORK,NY)	Graph	1	\$48,796.80	\$48,796.80	\$48,796.80	\$48,796.80
RESEARCH FOUNDATION FOR MENTAL HYGIENE, INC., MANHATTAN PSYCHIATRIC CENTER, NEW YORK, NY (https://www.google.com/maps/place/MANHATTAN%20PSYCHIATRIC%20CENTER,NEW%20YORK,NY)	Graph	1	\$41,995.20	\$41,995.20	\$41,995.20	\$41,995.20
SPORTIME CLUBS, LLC, 1 RANDALLS ISLAND ROAD, NEW YORK, NY (https://www.google.com/maps/place/1%20RANDALLS%20ISLAND%20ROAD,NEW%20YORK,NY)	Graph	1	\$85,025.00	\$85,025.00	\$85,025.00	\$85,025.00
NEW YORK STATE OFFICE OF MENTAL HEALTH, 600 EAST 125TH STREET, NEW YORK, NY (https://www.google.com/maps/place/600%20EAST%20125TH%20STREET,NEW%20YORK,NY)	Graph	3	\$181,893.33	\$184,000.00	\$174,000.00	\$187,680.00
Totals	Graph	6	\$120,249.50	\$85,025.00	\$41,995.20	\$187,680.00

Latitude: 40.795859 Longitude: -73.41382

Employer Name/Employer Address	Graph	Count	Mean Wage	Median Wage	Lowest Wage	Highest Wage
BLISS WELLNESS CHIROPRACTIC NY PC, 150 BROAD HOLLOW RD, MELVILLE, NY (https://www.google.com/maps/place/150%20BROAD%20HOLLOW%20RD,MELVILLE,NY)	Graph	1	\$62,000.00	\$62,000.00	\$62,000.00	\$62,000.00
LODGING SOLUTIONS LLC, 265 BROAD HOLLOW RD, MELVILLE, NY (https://www.google.com/maps/place/265%20BROAD%20HOLLOW%20RD,MELVILLE,NY)	Graph	1	\$60,000.00	\$60,000.00	\$60,000.00	\$60,000.00
LONG ISLAND MELVILLE ACUPUNCTURE WELLNESS P. C., 150 BROAD HOLLOW RD. #316, MELVILLE, NY (https://www.google.com/maps/place/150%20BROAD%20HOLLOW%20RD.%20#316,MELVILLE,NY)	Graph	1	\$60,000.00	\$60,000.00	\$60,000.00	\$60,000.00
IQ SYSTEMS, INC., 560 BROAD HOLLOW ROAD, MELVILLE, NY (https://www.google.com/maps/place/560%20BROAD%20HOLLOW%20ROAD,MELVILLE,NY)	Graph	3	\$97,466.67	\$100,000.00	\$92,400.00	\$100,000.00
Totals	Graph	6	\$79,066.67	\$62,000.00	\$60,000.00	\$100,000.00

Employer Name/Worksite Address	Graph	Count	Mean Wage	Median Wage	Lowest Wage	Highest Wage
AFRIDI ASSOCIATES, 510 BROAD HOLLOW ROAD, MELVILLE, NY (https://www.google.com/maps/place/510%20BROAD%20HOLLOW%20ROAD,MELVILLE,NY)	Graph	1	\$65,270.00	\$65,270.00	\$65,270.00	\$65,270.00
LONG ISLAND MELVILLE ACUPUNCTURE WELLNESS P. C., 150 BROAD HOLLOW RD. #316, MELVILLE, NY (https://www.google.com/maps/place/150%20BROAD%20HOLLOW%20RD.%20#316,MELVILLE,NY)	Graph	1	\$60,000.00	\$60,000.00	\$60,000.00	\$60,000.00
PRICEWATERHOUSECOOPERS LLP, 401 BROAD HOLLOW ROAD, MEVILLE, NY (https://www.google.com/maps/place/401%20BROAD%20HOLLOW%20ROAD,MEVILLE,NY)	Graph	1	\$85,000.00	\$85,000.00	\$85,000.00	\$85,000.00

Employer Name/Worksite Address	Graph	Count	Mean Wage	Median Wage	Lowest Wage	Highest Wage
SHAHRIH CONSULTING LLC, 535 BROAD HOLLOW ROAD, SUITE B-47, MELVILLE, NY (https://www.google.com/maps/place/535%20BROAD%20HOLLOW%20ROAD,%20SUITE%20B-47,MELVILLE,NY)	Graph	1	\$48,000.00	\$48,000.00	\$48,000.00	\$48,000.00
LODGING SOLUTIONS LLC, 265 BROAD HOLLOW RD, MELVILLE, NY (https://www.google.com/maps/place/265%20BROAD%20HOLLOW%20RD,MELVILLE,NY)	Graph	4	\$83,750.00	\$60,000.00	\$60,000.00	\$140,000.00
DELOITTE CONSULTING LLP, 265 BROAD HOLLOW ROAD, MILVILLE, NY (https://www.google.com/maps/place/265%20BROAD%20HOLLOW%20ROAD,MILVILLE,NY)	Graph	15	\$93,870.00	\$93,870.00	\$93,870.00	\$93,870.00
PRICEWATERHOUSECOOPERS LLP, 401 BROAD HOLLOW ROAD, MELVILLE, NY (https://www.google.com/maps/place/401%20BROAD%20HOLLOW%20ROAD,MELVILLE,NY)	Graph	936	\$69,407.71	\$61,048.00	\$53,934.00	\$437,000.00
Totals	Graph	959	\$69,829.97	\$61,048.00	\$48,000.00	\$437,000.00

Latitude: 40.795984 Longitude: -73.406367

Employer Name/Worksite Address	Graph	Count	Mean Wage	Median Wage	Lowest Wage	Highest Wage
GLOBAL TECHNICAL SOFTWARE SERVICES INC, 245 OLD COUNTRY ROAD, MELVILLE, NY (https://www.google.com/maps/place/245%20OLD%20COUNTRY%20ROAD,MELVILLE,NY)	Graph	2	\$148,910.50	\$72,821.00	\$72,821.00	\$225,000.00
Totals	Graph	2	\$148,910.50	\$72,821.00	\$72,821.00	\$225,000.00

Latitude: 40.796029 Longitude: -73.673615

Employer Name/Employer Address	Graph	Count	Mean Wage	Median Wage	Lowest Wage	Highest Wage
HIRSHLEIFERS INC., 2080 NORTHERN BOULEVARD, MANHASSET, NY (https://www.google.com/maps/place/2080%20NORTHERN%20BOULEVARD,MANHASSET,NY)	Graph	1	\$56,420.00	\$56,420.00	\$56,420.00	\$56,420.00
Totals	Graph	1	\$56,420.00	\$56,420.00	\$56,420.00	\$56,420.00

Employer Name/Worksite Address	Graph	Count	Mean Wage	Median Wage	Lowest Wage	Highest Wage
HIRSHLEIFERS INC., 2080 NORTHERN BOULEVARD, MANHASSET, NY (https://www.google.com/maps/place/2080%20NORTHERN%20BOULEVARD,MANHASSET,NY)	Graph	1	\$56,420.00	\$56,420.00	\$56,420.00	\$56,420.00
Totals	Graph	1	\$56,420.00	\$56,420.00	\$56,420.00	\$56,420.00

Latitude: 40.796055 Longitude: -73.949481

Employer Name/Employer Address	Graph	Count	Mean Wage	Median Wage	Lowest Wage	Highest Wage
NEW YORK COMMON PANTRY, INC., 8 E. 109TH ST., NEW YORK, NY (https://www.google.com/maps/place/8%20E.%20109TH%20ST.,NEW%20YORK,NY)	Graph	1	\$43,680.00	\$43,680.00	\$43,680.00	\$43,680.00
Totals	Graph	1	\$43,680.00	\$43,680.00	\$43,680.00	\$43,680.00

Employer Name/Worksite Address	Graph	Count	Mean Wage	Median Wage	Lowest Wage	Highest Wage
NEW YORK COMMON PANTRY, INC., 8 E. 109TH ST., NEW YORK, NY (https://www.google.com/maps/place/8%20E.%20109TH%20ST.,NEW%20YORK,NY)	Graph	1	\$43,680.00	\$43,680.00	\$43,680.00	\$43,680.00
Totals	Graph	1	\$43,680.00	\$43,680.00	\$43,680.00	\$43,680.00

Latitude: 40.796114 Longitude: -73.971024

Employer Name/Employer Address	Graph	Count	Mean Wage	Median Wage	Lowest Wage	Highest Wage
PAVARINI DESIGN, INC., 243 WEST 98TH STREET, NEW YORK, NY (https://www.google.com/maps/place/243%20WEST%2098TH%20STREET,NEW%20YORK,NY)	Graph	1	\$39,957.00	\$39,957.00	\$39,957.00	\$39,957.00

Employer Name/Employer Address	Graph	Count	Mean Wage	Median Wage	Lowest Wage	Highest Wage
Totals	Graph	1	\$39,957.00	\$39,957.00	\$39,957.00	\$39,957.00

Employer Name/Worksite Address	Graph	Count	Mean Wage	Median Wage	Lowest Wage	Highest Wage
PAVARINI DESIGN, INC., 243 WEST 98TH STREET, NEW YORK, NY (https://www.google.com/maps/place/243%20WEST%2098TH%20STREET,NEW%20YORK,NY)	Graph	1	\$39,957.00	\$39,957.00	\$39,957.00	\$39,957.00
Totals	Graph	1	\$39,957.00	\$39,957.00	\$39,957.00	\$39,957.00

Latitude: 40.796224 Longitude: -73.963333

Employer Name/Worksite Address	Graph	Count	Mean Wage	Median Wage	Lowest Wage	Highest Wage
MPHASIS CORPORATION, 5 MANHATTAN WEST, NEW YORK, NY (https://www.google.com/maps/place/5%20MANHATTAN%20WEST,NEW%20YORK,NY)	Graph	25	\$84,864.00	\$84,864.00	\$84,864.00	\$84,864.00
Totals	Graph	25	\$84,864.00	\$84,864.00	\$84,864.00	\$84,864.00

Latitude: 40.79631 Longitude: -73.122725

Employer Name/Employer Address	Graph	Count	Mean Wage	Median Wage	Lowest Wage	Highest Wage
PERFUME WORLDWIDE, INC, 2020 OCEAN AVENUE, RONKONKOMA, NY (https://www.google.com/maps/place/2020%20OCEAN%20AVENUE,RONKONKOMA,NY)	Graph	13	\$59,769.23	\$55,000.00	\$53,000.00	\$80,000.00
PERFUME CENTER OF AMERICA INC., 2020 OCEAN AVENUE, RONKONKOMA, NY (https://www.google.com/maps/place/2020%20OCEAN%20AVENUE,RONKONKOMA,NY)	Graph	15	\$60,804.80	\$60,382.00	\$40,000.00	\$90,000.00
Totals	Graph	28	\$60,324.00	\$60,000.00	\$40,000.00	\$90,000.00

Employer Name/Worksite Address	Graph	Count	Mean Wage	Median Wage	Lowest Wage	Highest Wage
PERFUME WORLDWIDE, INC, 2020 OCEAN AVENUE, RONKONKOMA, NY (https://www.google.com/maps/place/2020%20OCEAN%20AVENUE,RONKONKOMA,NY)	Graph	19	\$59,372.21	\$60,382.00	\$40,000.00	\$73,000.00
Totals	Graph	19	\$59,372.21	\$60,382.00	\$40,000.00	\$73,000.00

Latitude: 40.796405 Longitude: -73.404986

Employer Name/Worksite Address	Graph	Count	Mean Wage	Median Wage	Lowest Wage	Highest Wage
HONEYWELL INTERNATIONAL INC., 263 OLD COUNTRY ROAD, MELVILLE, NY (https://www.google.com/maps/place/263%20OLD%20COUNTRY%20ROAD,MELVILLE,NY)	Graph	1	\$124,540.00	\$124,540.00	\$124,540.00	\$124,540.00
Totals	Graph	1	\$124,540.00	\$124,540.00	\$124,540.00	\$124,540.00

Latitude: 40.79648 Longitude: -73.94749

Employer Name/Worksite Address	Graph	Count	Mean Wage	Median Wage	Lowest Wage	Highest Wage
IBM CORPORATION, 1660 MADISON AVENUE, NEW YORK, NY (https://www.google.com/maps/place/1660%20MADISON%20AVENUE,NEW%20YORK,NY)	Graph	1	\$144,816.00	\$144,816.00	\$144,816.00	\$144,816.00
Totals	Graph	1	\$144,816.00	\$144,816.00	\$144,816.00	\$144,816.00

Latitude: 40.796512 Longitude: -73.712903

Employer Name/Employer Address	Graph	Count	Mean Wage	Median Wage	Lowest Wage	Highest Wage
--------------------------------	-------	-------	-----------	-------------	-------------	--------------

Employer Name/Employer Address	Graph	Count	Mean Wage	Median Wage	Lowest Wage	Highest Wage
INTERACTIVE COMMUNICATIONS AND SYSTEMS (USA) INC., 233 EAST SHORE RD., GREAT NECK, NY (https://www.google.com/maps/place/233%20EAST%20SHORE%20RD.,GREAT%20NECK,NY)	Graph	12	\$52,188.75	\$54,579.00	\$37,461.00	\$54,579.00
INTERACTIVE COMMUNICATIONS & SYSTEMS (USA) INC., 233 EAST SHORE ROAD, GREAT NECK, NY (https://www.google.com/maps/place/233%20EAST%20SHORE%20ROAD,GREAT%20NECK,NY)	Graph	26	\$73,902.00	\$73,902.00	\$73,902.00	\$73,902.00
SVAM INTERNATIONAL, INC., 233 EAST SHORE ROAD, GREAT NECK, NY (https://www.google.com/maps/place/233%20EAST%20SHORE%20ROAD,GREAT%20NECK,NY)	Graph	36	\$73,321.33	\$73,902.00	\$52,998.00	\$73,902.00
SVAM INTERNATIONAL, INC., 233 EAST SHORE ROAD, GREAT NECK, NY (https://www.google.com/maps/place/233%20EAST%20SHORE%20ROAD,GREAT%20NECK,NY)	Graph	64	\$75,107.83	\$73,902.00	\$67,018.00	\$89,502.00
SVAM INTERNATIONAL INC., 233 EAST SHORE ROAD, GREAT NECK, NY (https://www.google.com/maps/place/233%20EAST%20SHORE%20ROAD,GREAT%20NECK,NY)	Graph	67	\$73,716.76	\$73,902.00	\$55,000.00	\$75,795.00
Totals	Graph	205	\$72,844.92	\$73,902.00	\$37,461.00	\$89,502.00

Employer Name/Worksite Address	Graph	Count	Mean Wage	Median Wage	Lowest Wage	Highest Wage
SVAM INTERNATIONAL, INC., 233 EAST SHORE RD, GREAT NECK, NY (https://www.google.com/maps/place/233%20EAST%20SHORE%20RD,GREAT%20NECK,NY)	Graph	1	\$73,902.00	\$73,902.00	\$73,902.00	\$73,902.00
INTERACTIVE COMMUNICATIONS AND SYSTEMS (USA) INC., 233 EAST SHORE RD., GREAT NECK, NY (https://www.google.com/maps/place/233%20EAST%20SHORE%20RD.,GREAT%20NECK,NY)	Graph	64	\$70,057.63	\$73,902.00	\$37,461.00	\$89,502.00
SVAM INTERNATIONAL INC., 233 EAST SHORE ROAD, GREAT NECK, NY (https://www.google.com/maps/place/233%20EAST%20SHORE%20ROAD,GREAT%20NECK,NY)	Graph	124	\$73,572.27	\$73,902.00	\$52,998.00	\$73,902.00
Totals	Graph	189	\$72,383.87	\$73,902.00	\$37,461.00	\$89,502.00

Latitude: 40.796832 Longitude: -73.111068

Employer Name/Worksite Address	Graph	Count	Mean Wage	Median Wage	Lowest Wage	Highest Wage
CAMP SYSTEMS INTERNATIONAL, INC., 999 MARCONI AVENUE, RONKONKOMA, NY (https://www.google.com/maps/place/999%20MARCONI%20AVENUE,RONKONKOMA,NY)	Graph	1	\$90,000.00	\$90,000.00	\$90,000.00	\$90,000.00
Totals	Graph	1	\$90,000.00	\$90,000.00	\$90,000.00	\$90,000.00

Latitude: 40.796858 Longitude: -73.937797

Employer Name/Worksite Address	Graph	Count	Mean Wage	Median Wage	Lowest Wage	Highest Wage
BUKHMAN MD PC, 2256 2ND AVENUE, NEW YORK, NY (https://www.google.com/maps/place/2256%202ND%20AVENUE,NEW%20YORK,NY)	Graph	2	\$50,000.00	\$50,000.00	\$50,000.00	\$50,000.00
Totals	Graph	2	\$50,000.00	\$50,000.00	\$50,000.00	\$50,000.00

Latitude: 40.797282 Longitude: -72.909984

Employer Name/Worksite Address	Graph	Count	Mean Wage	Median Wage	Lowest Wage	Highest Wage
TECHNO PRO SOLUTIONS, INC., 50 HORSE BLOCK ROAD, BROOKHAVEN, NY (https://www.google.com/maps/place/50%20HORSE%20BLOCK%20ROAD,BROOKHAVEN,NY)	Graph	8	\$64,940.00	\$64,605.00	\$56,264.00	\$74,422.00
Totals	Graph	8	\$64,940.00	\$64,605.00	\$56,264.00	\$74,422.00

Latitude: 40.797496 Longitude: -73.504892

Employer Name/Employer Address	Graph	Count	Mean Wage	Median Wage	Lowest Wage	Highest Wage
THE N.Y. CONSERVATORY CORP, 20 MILLER PLACE, SYOSSET, NY (https://www.google.com/maps/place/20%20MILLER%20PLACE,SYOSSET,NY)	Graph	1	\$62,400.00	\$62,400.00	\$62,400.00	\$62,400.00

Employer Name/Employer Address	Graph	Count	Mean Wage	Median Wage	Lowest Wage	Highest Wage
Totals	Graph	1	\$62,400.00	\$62,400.00	\$62,400.00	\$62,400.00

Employer Name/Worksite Address	Graph	Count	Mean Wage	Median Wage	Lowest Wage	Highest Wage
THE N.Y. CONSERVATORY CORP, 20 MILLER PLACE, SYOSSET, NY (https://www.google.com/maps/place/20%20MILLER%20PLACE,SYOSSET,NY)	Graph	1	\$62,400.00	\$62,400.00	\$62,400.00	\$62,400.00
Totals	Graph	1	\$62,400.00	\$62,400.00	\$62,400.00	\$62,400.00

Latitude: 40.797625 Longitude: -73.948601

Employer Name/Employer Address	Graph	Count	Mean Wage	Median Wage	Lowest Wage	Highest Wage
1325 CCPJ CORP, 1325 FIFTH AVENUE, NEW YORK, NY (https://www.google.com/maps/place/1325%20FIFTH%20AVENUE,NEW%20YORK,NY)	Graph	1	\$52,000.00	\$52,000.00	\$52,000.00	\$52,000.00
Totals	Graph	1	\$52,000.00	\$52,000.00	\$52,000.00	\$52,000.00

Employer Name/Worksite Address	Graph	Count	Mean Wage	Median Wage	Lowest Wage	Highest Wage
1325 CCPJ CORP, 1325 FIFTH AVENUE, NEW YORK, NY (https://www.google.com/maps/place/1325%20FIFTH%20AVENUE,NEW%20YORK,NY)	Graph	1	\$52,000.00	\$52,000.00	\$52,000.00	\$52,000.00
Totals	Graph	1	\$52,000.00	\$52,000.00	\$52,000.00	\$52,000.00

Latitude: 40.797789 Longitude: -73.951202

Employer Name/Worksite Address	Graph	Count	Mean Wage	Median Wage	Lowest Wage	Highest Wage
CARDINAL HEALTH, INC., 35 W 110TH STREET, NEW YORK, NY (https://www.google.com/maps/place/35%20W%20110TH%20STREET,NEW%20YORK,NY)	Graph	1	\$88,200.00	\$88,200.00	\$88,200.00	\$88,200.00
Totals	Graph	1	\$88,200.00	\$88,200.00	\$88,200.00	\$88,200.00

Latitude: 40.797994 Longitude: -73.971291

Employer Name/Employer Address	Graph	Count	Mean Wage	Median Wage	Lowest Wage	Highest Wage
CIGNATURE REALTY ASSOCIATES INC., 825 WEST END AVENUE, NEW YORK, NY (https://www.google.com/maps/place/825%20WEST%20END%20AVENUE,NEW%20YORK,NY)	Graph	2	\$66,560.00	\$66,560.00	\$66,560.00	\$66,560.00
Totals	Graph	2	\$66,560.00	\$66,560.00	\$66,560.00	\$66,560.00

Employer Name/Worksite Address	Graph	Count	Mean Wage	Median Wage	Lowest Wage	Highest Wage
CIGNATURE REALTY ASSOCIATES INC., 825 WEST END AVENUE, NEW YORK, NY (https://www.google.com/maps/place/825%20WEST%20END%20AVENUE,NEW%20YORK,NY)	Graph	1	\$66,560.00	\$66,560.00	\$66,560.00	\$66,560.00
Totals	Graph	1	\$66,560.00	\$66,560.00	\$66,560.00	\$66,560.00

Latitude: 40.798223 Longitude: -73.664025

Employer Name/Employer Address	Graph	Count	Mean Wage	Median Wage	Lowest Wage	Highest Wage
SINO-GLOBAL SHIPPING AMERICA LTD., 1044 NORTHERN BLVD., ROSLYN, NY (https://www.google.com/maps/place/1044%20NORTHERN%20BLVD.,ROSLYN,NY)	Graph	1	\$60,694.40	\$60,694.40	\$60,694.40	\$60,694.40
SINO-GLOBAL SHIPPING AMERICA, 1044 NORTHERN BLVD, ROSLYN, NY (https://www.google.com/maps/place/1044%20NORTHERN%20BLVD,ROSLYN,NY)	Graph	1	\$65,832.00	\$65,832.00	\$65,832.00	\$65,832.00

Employer Name/Employer Address	Graph	Count	Mean Wage	Median Wage	Lowest Wage	Highest Wage
SINO-GLOBAL SHIPPING AMERICA, LTD, 1044 NORTHERN BLVD., SUITE 305, ROSLYN, NY (https://www.google.com/maps/place/1044%20NORTHERN%20BLVD.,%20SUITE%20305,ROSLYN,NY)	Graph	1	\$125,673.60	\$125,673.60	\$125,673.60	\$125,673.60
SINO-GLOBAL SHIPPING AMERICA, LTD., 1044 NORTHERN BLVD, ROSLYN, NY (https://www.google.com/maps/place/1044%20NORTHERN%20BLVD,ROSLYN,NY)	Graph	1	\$56,160.00	\$56,160.00	\$56,160.00	\$56,160.00
SINO-GLOBAL SHIPPING AMERICA LTD, 1044 NORTHERN BLVD SUITE 305, ROSLYN, NY (https://www.google.com/maps/place/1044%20NORTHERN%20BLVD%20SUITE%20305,ROSLYN,NY)	Graph	4	\$37,460.80	\$37,460.80	\$37,460.80	\$37,460.80
Totals	Graph	8	\$57,275.40	\$37,460.80	\$37,460.80	\$125,673.60

Employer Name/Worksite Address	Graph	Count	Mean Wage	Median Wage	Lowest Wage	Highest Wage
SINO-GLOBAL SHIPPING AMERICA LTD., 1044 NORTHERN BLVD., ROSLYN, NY (https://www.google.com/maps/place/1044%20NORTHERN%20BLVD.,ROSLYN,NY)	Graph	1	\$60,694.40	\$60,694.40	\$60,694.40	\$60,694.40
SINO-GLOBAL SHIPPING AMERICA, LTD, 1044 NORTHERN BLVD., SUITE 305, ROSLYN, NY (https://www.google.com/maps/place/1044%20NORTHERN%20BLVD.,%20SUITE%20305,ROSLYN,NY)	Graph	1	\$125,673.60	\$125,673.60	\$125,673.60	\$125,673.60
SINO-GLOBAL SHIPPING AMERICA, 1044 NORTHERN BLVD, ROSLYN, NY (https://www.google.com/maps/place/1044%20NORTHERN%20BLVD,ROSLYN,NY)	Graph	2	\$60,996.00	\$56,160.00	\$56,160.00	\$65,832.00
SINO-GLOBAL SHIPPING AMERICA LTD, 1044 NORTHERN BLVD SUITE 305, ROSLYN, NY (https://www.google.com/maps/place/1044%20NORTHERN%20BLVD%20SUITE%20305,ROSLYN,NY)	Graph	4	\$37,460.80	\$37,460.80	\$37,460.80	\$37,460.80
Totals	Graph	8	\$57,275.40	\$37,460.80	\$37,460.80	\$125,673.60

Latitude: 40.798335 Longitude: -73.110724

Employer Name/Employer Address	Graph	Count	Mean Wage	Median Wage	Lowest Wage	Highest Wage
PIPING ROCK HEALTH PRODUCTS, LLC, 2120 SMITHTOWN AVENUE, RONKONKOMA, NY (https://www.google.com/maps/place/2120%20SMITHTOWN%20AVENUE,RONKONKOMA,NY)	Graph	1	\$52,125.00	\$52,125.00	\$52,125.00	\$52,125.00
NATURE'S TRUTH LLC, 2120 SMITHTOWN AVENUE, RONKONKOMA, NY (https://www.google.com/maps/place/2120%20SMITHTOWN%20AVENUE,RONKONKOMA,NY)	Graph	2	\$56,284.28	\$56,284.28	\$56,284.28	\$56,284.28
Totals	Graph	3	\$54,897.85	\$56,284.28	\$52,125.00	\$56,284.28

Employer Name/Worksite Address	Graph	Count	Mean Wage	Median Wage	Lowest Wage	Highest Wage
PIPING ROCK HEALTH PRODUCTS, LLC, 2120 SMITHTOWN AVENUE, RONKONKOMA, NY (https://www.google.com/maps/place/2120%20SMITHTOWN%20AVENUE,RONKONKOMA,NY)	Graph	1	\$52,125.00	\$52,125.00	\$52,125.00	\$52,125.00
Totals	Graph	1	\$52,125.00	\$52,125.00	\$52,125.00	\$52,125.00

Latitude: 40.798442 Longitude: -73.110722

Employer Name/Employer Address	Graph	Count	Mean Wage	Median Wage	Lowest Wage	Highest Wage
NBTY, INC., 2100 SMITHTOWN AVE., RONKONKOMA, NY (https://www.google.com/maps/place/2100%20SMITHTOWN%20AVE.,RONKONKOMA,NY)	Graph	1	\$99,341.00	\$99,341.00	\$99,341.00	\$99,341.00
NBTY, INC., 2100 SMITHTOWN AVENUE, RONKONKOMA, NY (https://www.google.com/maps/place/2100%20SMITHTOWN%20AVENUE,RONKONKOMA,NY)	Graph	1	\$135,908.50	\$135,908.50	\$135,908.50	\$135,908.50
THE NATURE'S BOUNTY CO., 2100 SMITHTOWN AVE., RONKONKOMA, NY (https://www.google.com/maps/place/2100%20SMITHTOWN%20AVE.,RONKONKOMA,NY)	Graph	2	\$103,000.00	\$100,000.00	\$100,000.00	\$106,000.00
THE NATURE'S BOUNTY CO., 2100 SMITHTOWN AVENUE, RONKONKOMA, NY (https://www.google.com/maps/place/2100%20SMITHTOWN%20AVENUE,RONKONKOMA,NY)	Graph	4	\$97,734.02	\$85,280.00	\$80,262.84	\$112,696.62
Totals	Graph	8	\$104,023.20	\$100,000.00	\$80,262.84	\$135,908.50

Employer Name/Worksite Address	Graph	Count	Mean Wage	Median Wage	Lowest Wage	Highest Wage
NBTY, INC., 2100 SMITHTOWN AVE., RONKONKOMA, NY (https://www.google.com/maps/place/2100%20SMITHTOWN%20AVE.,RONKONKOMA,NY)	Graph	1	\$99,341.00	\$99,341.00	\$99,341.00	\$99,341.00

Employer Name/Worksite Address	Graph	Count	Mean Wage	Median Wage	Lowest Wage	Highest Wage
THE NATURE'S BOUNTY CO., 2100 SMITHTOWN AVENUE, RONKONKOMA, NY (https://www.google.com/maps/place/2100%20SMITHTOWN%20AVENUE,RONKONKOMA,NY)	Graph	1	\$80,262.84	\$80,262.84	\$80,262.84	\$80,262.84
Totals	Graph	2	\$89,801.92	\$80,262.84	\$80,262.84	\$99,341.00

Latitude: 40.798602 Longitude: -73.966622

Employer Name/Employer Address	Graph	Count	Mean Wage	Median Wage	Lowest Wage	Highest Wage
NYC NAVIGATOR, LLC, 415 MADISON AVENUE, NEW YORK, NY (https://www.google.com/maps/place/415%20MADISON%20AVENUE,NEW%20YORK,NY)	Graph	1	\$55,000.00	\$55,000.00	\$55,000.00	\$55,000.00
SI-YO MUSIC SOCIETY FOUNDATION INC., 275 WEST 96TH STREET, #24E, NEW YORK, NY (https://www.google.com/maps/place/275%20WEST%2096TH%20STREET,%20#24E,NEW%20YORK,NY)	Graph	1	\$46,446.00	\$46,446.00	\$46,446.00	\$46,446.00
ST. MARY MAGDALEN ORTHODOX CHURCH, 70 WEST 107 STREET, NEW YORK, NY (https://www.google.com/maps/place/70%20WEST%20107%20STREET,NEW%20YORK,NY)	Graph	1	\$56,804.80	\$56,804.80	\$56,804.80	\$56,804.80
Totals	Graph	3	\$52,750.27	\$55,000.00	\$46,446.00	\$56,804.80

Employer Name/Worksite Address	Graph	Count	Mean Wage	Median Wage	Lowest Wage	Highest Wage
BASIS INDEPENDENT SCHOOLS, LLC, BASIS INDEPENDENT MANHATTAN, MANHATTAN, NY (https://www.google.com/maps/place/BASIS%20INDEPENDENT%20MANHATTAN,MANHATTAN,NY)	Graph	1	\$60,000.00	\$60,000.00	\$60,000.00	\$60,000.00
ICAHN SCHOOL OF MEDICINE AT MOUNT SINAI, ST. LUKE'S ROOSEVELT, NEW YORK, NY (https://www.google.com/maps/place/ST.%20LUKE'S%20ROOSEVELT,NEW%20YORK,NY)	Graph	1	\$75,768.00	\$75,768.00	\$75,768.00	\$75,768.00
KIDS DENTAL VILLAGE PC, ST. LUKES MEDICAL CENTER, NEW YORK, NY (https://www.google.com/maps/place/ST.%20LUKES%20MEDICAL%20CENTER,NEW%20YORK,NY)	Graph	1	\$176,800.00	\$176,800.00	\$176,800.00	\$176,800.00
MERRILL LYNCH, 250 VESEY ST., NEW YORK, NY (https://www.google.com/maps/place/250%20VESEY%20ST.,NEW%20YORK,NY)	Graph	1	\$186,000.00	\$186,000.00	\$186,000.00	\$186,000.00
NYC NAVIGATOR, LLC, 415 MADISON AVENUE, NEW YORK, NY (https://www.google.com/maps/place/415%20MADISON%20AVENUE,NEW%20YORK,NY)	Graph	1	\$55,000.00	\$55,000.00	\$55,000.00	\$55,000.00
SI-YO MUSIC SOCIETY FOUNDATION INC., 275 WEST 96TH STREET, #24E, NEW YORK, NY (https://www.google.com/maps/place/275%20WEST%2096TH%20STREET,%20#24E,NEW%20YORK,NY)	Graph	1	\$46,446.00	\$46,446.00	\$46,446.00	\$46,446.00
ST. LUKE'S - ROOSEVELT HOSPITAL CENTER, ST. LUKE'S-ROOSEVELT HOSPITAL CENTER, NEW YORK, NY (https://www.google.com/maps/place/ST.%20LUKE'S-ROOSEVELT%20HOSPITAL%20CENTER,NEW%20YORK,NY)	Graph	1	\$80,100.49	\$80,100.49	\$80,100.49	\$80,100.49
ST. LUKE'S-ROOSEVELT HOSPITAL CENTER, 1111 AMSTERDAM AVENUE, NEW YORK, NY (https://www.google.com/maps/place/1111%20AMSTERDAM%20AVENUE,NEW%20YORK,NY)	Graph	1	\$104,869.00	\$104,869.00	\$104,869.00	\$104,869.00
ST. MARY MAGDALEN ORTHODOX CHURCH, 70 WEST 107 STREET, NEW YORK, NY (https://www.google.com/maps/place/70%20WEST%20107%20STREET,NEW%20YORK,NY)	Graph	1	\$56,804.80	\$56,804.80	\$56,804.80	\$56,804.80
THERADYNAMICS REHAB MANAGEMENT, LLC, AMSTERDAM NURSING HOME, NEW YORK, NY (https://www.google.com/maps/place/AMSTERDAM%20NURSING%20HOME,NEW%20YORK,NY)	Graph	3	\$85,333.33	\$95,000.00	\$66,000.00	\$95,000.00
Totals	Graph	12	\$91,482.36	\$75,768.00	\$46,446.00	\$186,000.00

Latitude: 40.798666 Longitude: -72.910894

Employer Name/Employer Address	Graph	Count	Mean Wage	Median Wage	Lowest Wage	Highest Wage
AMNEAL PHARMACEUTICALS OF NEW YORK LLC, 50 HORSEBLOCK RD, BROOKHAVEN, NY (https://www.google.com/maps/place/50%20HORSEBLOCK%20RD,BROOKHAVEN,NY)	Graph	13	\$69,506.92	\$67,947.00	\$49,670.00	\$111,311.00
AMNEAL PHARMACEUTICALS OF NY LLC, 50 HORSEBLOCK RD, BROOKHAVEN, NY (https://www.google.com/maps/place/50%20HORSEBLOCK%20RD,BROOKHAVEN,NY)	Graph	15	\$90,644.87	\$79,374.00	\$64,605.00	\$151,649.00
Totals	Graph	28	\$80,830.82	\$74,994.00	\$49,670.00	\$151,649.00

Employer Name/Worksite Address	Graph	Count	Mean Wage	Median Wage	Lowest Wage	Highest Wage
AMNEAL PHARMACEUTICALS OF NEW YORK, 50 HORSEBLOCK ROAD, BROOKHAVEN, NY (https://www.google.com/maps/place/50%20HORSEBLOCK%20ROAD,BROOKHAVEN,NY)	Graph	5	\$74,336.20	\$77,525.00	\$68,516.00	\$77,525.00

Employer Name/Worksite Address	Graph	Count	Mean Wage	Median Wage	Lowest Wage	Highest Wage
AMNEAL PHARMACEUTICALS OF NEW YORK LLC, 50 HORSEBLOCK RD, BROOKHAVEN, NY (https://www.google.com/maps/place/50%20HORSEBLOCK%20RD,BROOKHAVEN,NY)	Graph	27	\$79,380.15	\$74,994.00	\$49,670.00	\$151,649.00
Totals	Graph	32	\$78,592.03	\$74,994.00	\$49,670.00	\$151,649.00

Latitude: 40.799423 Longitude: -73.963475

Employer Name/Worksite Address	Graph	Count	Mean Wage	Median Wage	Lowest Wage	Highest Wage
ROSARIO E. MAGNO INT'L STAFFING, INC., 120 WEST 106TH STREET, NEW YORK, NY (https://www.google.com/maps/place/120%20WEST%20106TH%20STREET,NEW%20YORK,NY)	Graph	2	\$43,451.20	\$43,451.20	\$43,451.20	\$43,451.20
JEWISH HOME LIFECARE, COMMUNITY SERVICES, 120 W. 106TH STREET, NEW YORK, NY (https://www.google.com/maps/place/120%20W.%20106TH%20STREET,NEW%20YORK,NY)	Graph	3	\$95,000.00	\$95,000.00	\$95,000.00	\$95,000.00
Totals	Graph	5	\$74,380.48	\$95,000.00	\$43,451.20	\$95,000.00

Latitude: 40.799654 Longitude: -73.95564

Employer Name/Employer Address	Graph	Count	Mean Wage	Median Wage	Lowest Wage	Highest Wage
LISKOR INTERNATIONAL INC., 207 WEST CATHEDRAL PARKWAY, NEW YORK, NY (https://www.google.com/maps/place/207%20WEST%20CATHEDRAL%20PARKWAY,NEW%20YORK,NY)	Graph	1	\$165,000.00	\$165,000.00	\$165,000.00	\$165,000.00
Totals	Graph	1	\$165,000.00	\$165,000.00	\$165,000.00	\$165,000.00

Employer Name/Worksite Address	Graph	Count	Mean Wage	Median Wage	Lowest Wage	Highest Wage
LISKOR INTERNATIONAL INC., 207 WEST CATHEDRAL PARKWAY, NEW YORK, NY (https://www.google.com/maps/place/207%20WEST%20CATHEDRAL%20PARKWAY,NEW%20YORK,NY)	Graph	1	\$165,000.00	\$165,000.00	\$165,000.00	\$165,000.00
Totals	Graph	1	\$165,000.00	\$165,000.00	\$165,000.00	\$165,000.00

Latitude: 40.799736 Longitude: -73.970214

Employer Name/Worksite Address	Graph	Count	Mean Wage	Median Wage	Lowest Wage	Highest Wage
JAPANESE CHILDREN'S SOCIETY, INC., 310 WEST 103RD STREET, NEW YORK, NY (https://www.google.com/maps/place/310%20WEST%20103RD%20STREET,NEW%20YORK,NY)	Graph	1	\$29,120.00	\$29,120.00	\$29,120.00	\$29,120.00
Totals	Graph	1	\$29,120.00	\$29,120.00	\$29,120.00	\$29,120.00

Latitude: 40.799991 Longitude: -73.281308

Employer Name/Worksite Address	Graph	Count	Mean Wage	Median Wage	Lowest Wage	Highest Wage
MP ENGINEERS, P.C., 998 CROOKED HILL RD., WEST BRENTWOOD, NY (https://www.google.com/maps/place/998%20CROOKED%20HILL%20RD.,WEST%20BRENTWOOD,NY)	Graph	1	\$59,904.00	\$59,904.00	\$59,904.00	\$59,904.00
Totals	Graph	1	\$59,904.00	\$59,904.00	\$59,904.00	\$59,904.00

Latitude: 40.800301 Longitude: -73.937479

Employer Name/Employer Address	Graph	Count	Mean Wage	Median Wage	Lowest Wage	Highest Wage
LTB MECHANICAL CORP, 229 EAST 120TH STREET, NEW YORK, NY (https://www.google.com/maps/place/229%20EAST%20120TH%20STREET,NEW%20YORK,NY)	Graph	1	\$49,920.00	\$49,920.00	\$49,920.00	\$49,920.00
Totals	Graph	1	\$49,920.00	\$49,920.00	\$49,920.00	\$49,920.00

Employer Name/Worksite Address	Graph	Count	Mean Wage	Median Wage	Lowest Wage	Highest Wage
LTB MECHANICAL CORP, 229 EAST 120TH STREET, NEW YORK, NY (https://www.google.com/maps/place/229%20EAST%20120TH%20STREET,NEW%20YORK,NY)	Graph	1	\$49,920.00	\$49,920.00	\$49,920.00	\$49,920.00
Totals	Graph	1	\$49,920.00	\$49,920.00	\$49,920.00	\$49,920.00

Latitude: 40.800518 Longitude: -73.96817

Employer Name/Worksite Address	Graph	Count	Mean Wage	Median Wage	Lowest Wage	Highest Wage
EXPONENT PARTNERS, 250 W 105TH ST APT 7B, NEW YORK, NY (https://www.google.com/maps/place/250%20W%20105TH%20ST%20APT%207B,NEW%20YORK,NY)	Graph	1	\$75,000.00	\$75,000.00	\$75,000.00	\$75,000.00
Totals	Graph	1	\$75,000.00	\$75,000.00	\$75,000.00	\$75,000.00

Latitude: 40.800755 Longitude: -73.51998

Employer Name/Employer Address	Graph	Count	Mean Wage	Median Wage	Lowest Wage	Highest Wage
LOCKWOOD, KESSLER & BARTLETT INC., ONE AERIAL WAY, SYOSSET, NY (https://www.google.com/maps/place/ONE%20AERIAL%20WAY,SYOSSET,NY)	Graph	1	\$62,192.00	\$62,192.00	\$62,192.00	\$62,192.00
LIRO ENGINEERS, INC., 3 AERIAL WAY, SYOSSET, NY (https://www.google.com/maps/place/3%20AERIAL%20WAY,SYOSSET,NY)	Graph	5	\$73,807.80	\$76,897.60	\$58,635.00	\$87,006.40
Totals	Graph	6	\$71,871.83	\$65,000.00	\$58,635.00	\$87,006.40

Employer Name/Worksite Address	Graph	Count	Mean Wage	Median Wage	Lowest Wage	Highest Wage
LOCKWOOD, KESSLER & BARTLETT INC., ONE AERIAL WAY, SYOSSET, NY (https://www.google.com/maps/place/ONE%20AERIAL%20WAY,SYOSSET,NY)	Graph	1	\$62,192.00	\$62,192.00	\$62,192.00	\$62,192.00
LIRO ENGINEERS, INC., 3 AERIAL WAY, SYOSSET, NY (https://www.google.com/maps/place/3%20AERIAL%20WAY,SYOSSET,NY)	Graph	2	\$67,766.30	\$58,635.00	\$58,635.00	\$76,897.60
Totals	Graph	3	\$65,908.20	\$62,192.00	\$58,635.00	\$76,897.60

Latitude: 40.800766 Longitude: -73.931847

Employer Name/Worksite Address	Graph	Count	Mean Wage	Median Wage	Lowest Wage	Highest Wage
PARSONS TRANSPORTATION GROUP INC., 2442 1ST AVENUE, NEW YORK, NY (https://www.google.com/maps/place/2442%201ST%20AVENUE,NEW%20YORK,NY)	Graph	1	\$90,000.00	\$90,000.00	\$90,000.00	\$90,000.00
Totals	Graph	1	\$90,000.00	\$90,000.00	\$90,000.00	\$90,000.00

Latitude: 40.800827 Longitude: -73.520091

Employer Name/Worksite Address	Graph	Count	Mean Wage	Median Wage	Lowest Wage	Highest Wage
JOHNSON CONTROLS, INC., 6 AERIAL WAY, SYOSSET, NY (https://www.google.com/maps/place/6%20AERIAL%20WAY,SYOSSET,NY)	Graph	1	\$79,830.00	\$79,830.00	\$79,830.00	\$79,830.00
Totals	Graph	1	\$79,830.00	\$79,830.00	\$79,830.00	\$79,830.00

Latitude: 40.800907 Longitude: -72.943494

Employer Name/Worksite Address	Graph	Count	Mean Wage	Median Wage	Lowest Wage	Highest Wage
BARKAWI MANAGEMENT CONSULTANTS, LP, 1508 YARROW CIRCLE, BELLPORT, NY (https://www.google.com/maps/place/1508%20YARROW%20CIRCLE,BELLPORT,NY)	Graph	1	\$110,000.00	\$110,000.00	\$110,000.00	\$110,000.00
Totals	Graph	1	\$110,000.00	\$110,000.00	\$110,000.00	\$110,000.00

Latitude: 40.801315 Longitude: -73.355647

Employer Name/Employer Address	Graph	Count	Mean Wage	Median Wage	Lowest Wage	Highest Wage
FIVE TOWNS COLLEGE, 305 NORTH SERVICE ROAD, DIX HILLS, NY (https://www.google.com/maps/place/305%20NORTH%20SERVICE%20ROAD,DIX%20HILLS,NY)	Graph	1	\$45,000.00	\$45,000.00	\$45,000.00	\$45,000.00
Totals	Graph	1	\$45,000.00	\$45,000.00	\$45,000.00	\$45,000.00

Employer Name/Worksite Address	Graph	Count	Mean Wage	Median Wage	Lowest Wage	Highest Wage
FIVE TOWNS COLLEGE, 305 NORTH SERVICE ROAD, DIX HILLS, NY (https://www.google.com/maps/place/305%20NORTH%20SERVICE%20ROAD,DIX%20HILLS,NY)	Graph	1	\$45,000.00	\$45,000.00	\$45,000.00	\$45,000.00
Totals	Graph	1	\$45,000.00	\$45,000.00	\$45,000.00	\$45,000.00

Latitude: 40.801602 Longitude: -73.18793

Employer Name/Employer Address	Graph	Count	Mean Wage	Median Wage	Lowest Wage	Highest Wage
PROJECT VISUAL INTERNATIONAL, INC., 75 HOFFMAN LN, ISLANDIA, NY (https://www.google.com/maps/place/75%20HOFFMAN%20LN,ISLANDIA,NY)	Graph	1	\$65,000.00	\$65,000.00	\$65,000.00	\$65,000.00
Totals	Graph	1	\$65,000.00	\$65,000.00	\$65,000.00	\$65,000.00

Employer Name/Worksite Address	Graph	Count	Mean Wage	Median Wage	Lowest Wage	Highest Wage
PROJECT VISUAL INTERNATIONAL, INC., 75 HOFFMAN LN, ISLANDIA, NY (https://www.google.com/maps/place/75%20HOFFMAN%20LN,ISLANDIA,NY)	Graph	1	\$65,000.00	\$65,000.00	\$65,000.00	\$65,000.00
Totals	Graph	1	\$65,000.00	\$65,000.00	\$65,000.00	\$65,000.00

Latitude: 40.801888 Longitude: -73.970243

Employer Name/Employer Address	Graph	Count	Mean Wage	Median Wage	Lowest Wage	Highest Wage
GLOBAL THERMOSTAT, LLC, 335 RIVERSIDE DRIVE, NEW YORK, NY (https://www.google.com/maps/place/335%20RIVERSIDE%20DRIVE,NEW%20YORK,NY)	Graph	1	\$87,000.00	\$87,000.00	\$87,000.00	\$87,000.00
Totals	Graph	1	\$87,000.00	\$87,000.00	\$87,000.00	\$87,000.00

Employer Name/Worksite Address	Graph	Count	Mean Wage	Median Wage	Lowest Wage	Highest Wage
GLOBAL THERMOSTAT, LLC, 335 RIVERSIDE DRIVE, NEW YORK, NY (https://www.google.com/maps/place/335%20RIVERSIDE%20DRIVE,NEW%20YORK,NY)	Graph	1	\$87,000.00	\$87,000.00	\$87,000.00	\$87,000.00
Totals	Graph	1	\$87,000.00	\$87,000.00	\$87,000.00	\$87,000.00

Latitude: 40.801937 Longitude: -73.93585

Employer Name/Employer Address	Graph	Count	Mean Wage	Median Wage	Lowest Wage	Highest Wage
DEMOCRACY PREP ENDURANCE HIGH SCHOOL, 240 EAST 123RD STREET, NEW YORK, NY (https://www.google.com/maps/place/240%20EAST%20123RD%20STREET,NEW%20YORK,NY)	Graph	1	\$50,000.00	\$50,000.00	\$50,000.00	\$50,000.00
DEMOCRACY PREP III CHARTER SCHOOL, 240 EAST 123RD STREET, NEW YORK, NY (https://www.google.com/maps/place/240%20EAST%20123RD%20STREET,NEW%20YORK,NY)	Graph	1	\$50,000.00	\$50,000.00	\$50,000.00	\$50,000.00
Totals	Graph	2	\$50,000.00	\$50,000.00	\$50,000.00	\$50,000.00

Employer Name/Worksite Address	Graph	Count	Mean Wage	Median Wage	Lowest Wage	Highest Wage
--------------------------------	-------	-------	-----------	-------------	-------------	--------------

Employer Name/Worksite Address	Graph	Count	Mean Wage	Median Wage	Lowest Wage	Highest Wage
DEMOCRACY PREP III CHARTER SCHOOL, 240 EAST 123RD STREET, NEW YORK, NY (https://www.google.com/maps/place/240%20EAST%20123RD%20STREET,NEW%20YORK,NY)	Graph	2	\$50,000.00	\$50,000.00	\$50,000.00	\$50,000.00
Totals	Graph	2	\$50,000.00	\$50,000.00	\$50,000.00	\$50,000.00

Latitude: 40.802158 Longitude: -73.953878

Employer Name/Worksite Address	Graph	Count	Mean Wage	Median Wage	Lowest Wage	Highest Wage
SUCCESS ACADEMY CHARTER SCHOOLS - NYC, 215 WEST 114TH STREET, NEW YORK, NY (https://www.google.com/maps/place/215%20WEST%20114TH%20STREET,NEW%20YORK,NY)	Graph	1	\$55,000.00	\$55,000.00	\$55,000.00	\$55,000.00
Totals	Graph	1	\$55,000.00	\$55,000.00	\$55,000.00	\$55,000.00

Latitude: 40.802364 Longitude: -73.946607

Employer Name/Worksite Address	Graph	Count	Mean Wage	Median Wage	Lowest Wage	Highest Wage
SUCCESS ACADEMY CHARTER SCHOOLS - NYC, 34 WEST 118TH STREET, NEW YORK, NY (https://www.google.com/maps/place/34%20WEST%20118TH%20STREET,NEW%20YORK,NY)	Graph	1	\$55,000.00	\$55,000.00	\$55,000.00	\$55,000.00
Totals	Graph	1	\$55,000.00	\$55,000.00	\$55,000.00	\$55,000.00

Latitude: 40.802381 Longitude: -73.952681

Employer Name/Worksite Address	Graph	Count	Mean Wage	Median Wage	Lowest Wage	Highest Wage
RUSSIAN CHILDREN STUDIO OF LANGUAGE, ART AND CULTURE INC, 310 WEST 91ST, NEW YORK, NY (https://www.google.com/maps/place/310%20WEST%2091ST,NEW%20YORK,NY)	Graph	1	\$46,800.00	\$46,800.00	\$46,800.00	\$46,800.00
SUCCESS ACADEMY CHARTER SCHOOLS - NYC, 114TH STREET, NEW YORK, NY (https://www.google.com/maps/place/114TH%20STREET,NEW%20YORK,NY)	Graph	1	\$50,860.00	\$50,860.00	\$50,860.00	\$50,860.00
Totals	Graph	2	\$48,830.00	\$46,800.00	\$46,800.00	\$50,860.00

Latitude: 40.802417 Longitude: -73.537177

Employer Name/Employer Address	Graph	Count	Mean Wage	Median Wage	Lowest Wage	Highest Wage
NAVIKA CAPITAL GROUP LLC, 100 JERICHO QUADRANGLE, JERICHO, NY (https://www.google.com/maps/place/100%20JERICHO%20QUADRANGLE,JERICHO,NY)	Graph	2	\$60,382.40	\$60,382.40	\$60,382.40	\$60,382.40
Totals	Graph	2	\$60,382.40	\$60,382.40	\$60,382.40	\$60,382.40

Employer Name/Worksite Address	Graph	Count	Mean Wage	Median Wage	Lowest Wage	Highest Wage
GRAPNEL TECH SERVICES, LLC, 100 JERICHO QUADRANGLE, JERICHO, NY (https://www.google.com/maps/place/100%20JERICHO%20QUADRANGLE,JERICHO,NY)	Graph	1	\$90,000.00	\$90,000.00	\$90,000.00	\$90,000.00
NAVIKA CAPITAL GROUP LLC, 100 JERICHO QUADRANGLE, JERICHO, NY (https://www.google.com/maps/place/100%20JERICHO%20QUADRANGLE,JERICHO,NY)	Graph	1	\$60,382.40	\$60,382.40	\$60,382.40	\$60,382.40
Totals	Graph	2	\$75,191.20	\$60,382.40	\$60,382.40	\$90,000.00

Latitude: 40.802517 Longitude: -73.968352

Employer Name/Employer Address	Graph	Count	Mean Wage	Median Wage	Lowest Wage	Highest Wage
NICHOLAS ROERICH MUSEUM INC., 319 WEST 107TH STREET, NEW YORK, NY (https://www.google.com/maps/place/319%20WEST%20107TH%20STREET,NEW%20YORK,NY)	Graph	1	\$80,018.00	\$80,018.00	\$80,018.00	\$80,018.00
Totals	Graph	1	\$80,018.00	\$80,018.00	\$80,018.00	\$80,018.00

Employer Name/Worksite Address	Graph	Count	Mean Wage	Median Wage	Lowest Wage	Highest Wage
NICHOLAS ROERICH MUSEUM INC., 319 WEST 107TH STREET, NEW YORK, NY (https://www.google.com/maps/place/319%20WEST%20107TH%20STREET,NEW%20YORK,NY)	Graph	1	\$80,018.00	\$80,018.00	\$80,018.00	\$80,018.00
Totals	Graph	1	\$80,018.00	\$80,018.00	\$80,018.00	\$80,018.00

Latitude: 40.80259 Longitude: -73.411614

Employer Name/Worksite Address	Graph	Count	Mean Wage	Median Wage	Lowest Wage	Highest Wage
ANTONIO HA & U.S. PATENT LLC, 734 WALT WHITMAN ROAD, SUITE 409, MELVILLE, NY (https://www.google.com/maps/place/734%20WALT%20WHITMAN%20ROAD,%20SUITE%20409,MELVILLE,NY)	Graph	1	\$66,560.00	\$66,560.00	\$66,560.00	\$66,560.00
Totals	Graph	1	\$66,560.00	\$66,560.00	\$66,560.00	\$66,560.00

Employer Name/Worksite Address	Graph	Count	Mean Wage	Median Wage	Lowest Wage	Highest Wage
ANTONIO HA & U.S. PATENT LLC, 734 WALT WHITMAN ROAD, SUITE 409, MELVILLE, NY (https://www.google.com/maps/place/734%20WALT%20WHITMAN%20ROAD,%20SUITE%20409,MELVILLE,NY)	Graph	1	\$66,560.00	\$66,560.00	\$66,560.00	\$66,560.00
Totals	Graph	1	\$66,560.00	\$66,560.00	\$66,560.00	\$66,560.00

Latitude: 40.802878 Longitude: -73.940547

Employer Name/Worksite Address	Graph	Count	Mean Wage	Median Wage	Lowest Wage	Highest Wage
RED RABBIT, LLC, 1751 PARK AVE, NEW YORK, NY (https://www.google.com/maps/place/1751%20PARK%20AVE,NEW%20YORK,NY)	Graph	1	\$49,691.00	\$49,691.00	\$49,691.00	\$49,691.00
Totals	Graph	1	\$49,691.00	\$49,691.00	\$49,691.00	\$49,691.00

Employer Name/Worksite Address	Graph	Count	Mean Wage	Median Wage	Lowest Wage	Highest Wage
RED RABBIT, LLC, 1751 PARK AVE, NEW YORK, NY (https://www.google.com/maps/place/1751%20PARK%20AVE,NEW%20YORK,NY)	Graph	1	\$49,691.00	\$49,691.00	\$49,691.00	\$49,691.00
Totals	Graph	1	\$49,691.00	\$49,691.00	\$49,691.00	\$49,691.00

Latitude: 40.803219 Longitude: -73.189672

Employer Name/Worksite Address	Graph	Count	Mean Wage	Median Wage	Lowest Wage	Highest Wage
BIG APPLE SIGN CORP, 3 OVAL DRIVE, ISLANDIA, NY (https://www.google.com/maps/place/3%20OVAL%20DRIVE,ISLANDIA,NY)	Graph	1	\$90,000.00	\$90,000.00	\$90,000.00	\$90,000.00
Totals	Graph	1	\$90,000.00	\$90,000.00	\$90,000.00	\$90,000.00

Latitude: 40.803248 Longitude: -73.913202

Employer Name/Worksite Address	Graph	Count	Mean Wage	Median Wage	Lowest Wage	Highest Wage
ONFORCE SOLAR, INC, 728 EAST 136TH STREET, BRONX, NY (https://www.google.com/maps/place/728%20EAST%20136TH%20STREET,BRONX,NY)	Graph	4	\$48,002.00	\$37,336.00	\$37,336.00	\$80,000.00
Totals	Graph	4	\$48,002.00	\$37,336.00	\$37,336.00	\$80,000.00

Employer Name/Worksite Address	Graph	Count	Mean Wage	Median Wage	Lowest Wage	Highest Wage
ONFORCE SOLAR, INC, 728 EAST 136TH STREET, BRONX, NY (https://www.google.com/maps/place/728%20EAST%20136TH%20STREET,BRONX,NY)	Graph	4	\$48,002.00	\$37,336.00	\$37,336.00	\$80,000.00

Employer Name/Worksite Address	Graph	Count	Mean Wage	Median Wage	Lowest Wage	Highest Wage
Totals	Graph	4	\$48,002.00	\$37,336.00	\$37,336.00	\$80,000.00

Latitude: 40.803284 Longitude: -73.519299

Employer Name/Worksite Address	Graph	Count	Mean Wage	Median Wage	Lowest Wage	Highest Wage
SPAR SOLUTIONS, LLC, 160 EILEEN WAY, SYOSSET, NY (https://www.google.com/maps/place/160%20EILEEN%20WAY,SYOSSET,NY)	Graph	1	\$80,000.00	\$80,000.00	\$80,000.00	\$80,000.00
Totals	Graph	1	\$80,000.00	\$80,000.00	\$80,000.00	\$80,000.00

Latitude: 40.803527 Longitude: -73.953079

Employer Name/Employer Address	Graph	Count	Mean Wage	Median Wage	Lowest Wage	Highest Wage
FOCUS LIGHTING INC, 221 WEST 116TH STREET, NEW YORK, NY (https://www.google.com/maps/place/221%20WEST%20116TH%20STREET,NEW%20YORK,NY)	Graph	2	\$61,625.00	\$54,250.00	\$54,250.00	\$69,000.00
Totals	Graph	2	\$61,625.00	\$54,250.00	\$54,250.00	\$69,000.00

Employer Name/Worksite Address	Graph	Count	Mean Wage	Median Wage	Lowest Wage	Highest Wage
FOCUS LIGHTING INC, 221 WEST 116TH STREET, NEW YORK, NY (https://www.google.com/maps/place/221%20WEST%20116TH%20STREET,NEW%20YORK,NY)	Graph	2	\$61,625.00	\$54,250.00	\$54,250.00	\$69,000.00
Totals	Graph	2	\$61,625.00	\$54,250.00	\$54,250.00	\$69,000.00

Latitude: 40.804074 Longitude: -73.646731

Employer Name/Employer Address	Graph	Count	Mean Wage	Median Wage	Lowest Wage	Highest Wage
TOTAL BUSINESS SOLUTIONS, INC., 15 BRYANT AVE., ROSLYN, NY (https://www.google.com/maps/place/15%20BRYANT%20AVE.,ROSLYN,NY)	Graph	1	\$80,000.00	\$80,000.00	\$80,000.00	\$80,000.00
Totals	Graph	1	\$80,000.00	\$80,000.00	\$80,000.00	\$80,000.00

Employer Name/Worksite Address	Graph	Count	Mean Wage	Median Wage	Lowest Wage	Highest Wage
TOTAL BUSINESS SOLUTIONS, INC., 15 BRYANT AVE., ROSLYN, NY (https://www.google.com/maps/place/15%20BRYANT%20AVE.,ROSLYN,NY)	Graph	1	\$80,000.00	\$80,000.00	\$80,000.00	\$80,000.00
Totals	Graph	1	\$80,000.00	\$80,000.00	\$80,000.00	\$80,000.00

Latitude: 40.804138 Longitude: -73.536767

Employer Name/Employer Address	Graph	Count	Mean Wage	Median Wage	Lowest Wage	Highest Wage
LESLIE DIGITAL IMAGING LLC, 50 JERICHO QUADRANGLE, JERICHO, NY (https://www.google.com/maps/place/50%20JERICHO%20QUADRANGLE,JERICHO,NY)	Graph	1	\$49,525.00	\$49,525.00	\$49,525.00	\$49,525.00
Totals	Graph	1	\$49,525.00	\$49,525.00	\$49,525.00	\$49,525.00

Employer Name/Worksite Address	Graph	Count	Mean Wage	Median Wage	Lowest Wage	Highest Wage
LESLIE DIGITAL IMAGING LLC, 50 JERICHO QUADRANGLE, JERICHO, NY (https://www.google.com/maps/place/50%20JERICHO%20QUADRANGLE,JERICHO,NY)	Graph	1	\$49,525.00	\$49,525.00	\$49,525.00	\$49,525.00
Totals	Graph	1	\$49,525.00	\$49,525.00	\$49,525.00	\$49,525.00

Latitude: 40.804389 Longitude: -73.962912

Employer Name/Worksite Address	Graph	Count	Mean Wage	Median Wage	Lowest Wage	Highest Wage
PRIME HEALTHCARE SERVICES INC., 1060 AMSTERDAM AVE., NEW YORK, NY (https://www.google.com/maps/place/1060%20AMSTERDAM%20AVE.,NEW%20YORK,NY)	Graph	1	\$45,760.00	\$45,760.00	\$45,760.00	\$45,760.00
Totals	Graph	1	\$45,760.00	\$45,760.00	\$45,760.00	\$45,760.00

Latitude: 40.804532 Longitude: -73.953691

Employer Name/Employer Address	Graph	Count	Mean Wage	Median Wage	Lowest Wage	Highest Wage
THE CREATIVE CAKE CENTER, INC., 121 SAINT NICHOLAS AVENUE, NEW YORK, NY (https://www.google.com/maps/place/121%20SAINT%20NICHOLAS%20AVENUE,NEW%20YORK,NY)	Graph	4	\$48,630.40	\$48,360.00	\$48,360.00	\$48,900.80
Totals	Graph	4	\$48,630.40	\$48,360.00	\$48,360.00	\$48,900.80

Employer Name/Worksite Address	Graph	Count	Mean Wage	Median Wage	Lowest Wage	Highest Wage
THE CREATIVE CAKE CENTER, INC., 121 SAINT NICHOLAS AVENUE, NEW YORK, NY (https://www.google.com/maps/place/121%20SAINT%20NICHOLAS%20AVENUE,NEW%20YORK,NY)	Graph	4	\$48,630.40	\$48,360.00	\$48,360.00	\$48,900.80
Totals	Graph	4	\$48,630.40	\$48,360.00	\$48,360.00	\$48,900.80

Latitude: 40.804793 Longitude: -73.937031

Employer Name/Worksite Address	Graph	Count	Mean Wage	Median Wage	Lowest Wage	Highest Wage
LUCENT SYSTEMS INC, 2085 LEXINGTON AVE, NEW YORK, NY (https://www.google.com/maps/place/2085%20LEXINGTON%20AVE,NEW%20YORK,NY)	Graph	1	\$60,000.00	\$60,000.00	\$60,000.00	\$60,000.00
Totals	Graph	1	\$60,000.00	\$60,000.00	\$60,000.00	\$60,000.00

Latitude: 40.805127 Longitude: -73.955117

Employer Name/Worksite Address	Graph	Count	Mean Wage	Median Wage	Lowest Wage	Highest Wage
TOP REHAB, INC., 304 WEST 117TH STREET, NEW YORK, NY (https://www.google.com/maps/place/304%20WEST%20117TH%20STREET,NEW%20YORK,NY)	Graph	1	\$66,000.00	\$66,000.00	\$66,000.00	\$66,000.00
Totals	Graph	1	\$66,000.00	\$66,000.00	\$66,000.00	\$66,000.00

Latitude: 40.805139 Longitude: -73.959996

Employer Name/Employer Address	Graph	Count	Mean Wage	Median Wage	Lowest Wage	Highest Wage
PETER FERRARA, ONE MORNINGSIDE DRIVE, NEW YORK, NY (https://www.google.com/maps/place/ONE%20MORNINGSIDE%20DRIVE,NEW%20YORK,NY)	Graph	1	\$83,200.00	\$83,200.00	\$83,200.00	\$83,200.00
BOK SOLUTIONS, INC., 1 MORNINGSIDE DRIVE, SUITE 715, NEW YORK, NY (https://www.google.com/maps/place/1%20MORNINGSIDE%20DRIVE,%20SUITE%20715,NEW%20YORK,NY)	Graph	2	\$56,004.80	\$40,000.00	\$40,000.00	\$72,009.60
BOK SOLUTIONS INC, 1 MORNINGSIDE DRIVE, NEW YORK, NY (https://www.google.com/maps/place/1%20MORNINGSIDE%20DRIVE,NEW%20YORK,NY)	Graph	3	\$69,820.80	\$70,220.80	\$30,000.00	\$109,241.60
Totals	Graph	6	\$67,445.33	\$70,220.80	\$30,000.00	\$109,241.60

Employer Name/Worksite Address	Graph	Count	Mean Wage	Median Wage	Lowest Wage	Highest Wage
BOK SOLUTIONS, INC., 1 MORNINGSIDE DRIVE, SUITE 715, NEW YORK, NY (https://www.google.com/maps/place/1%20MORNINGSIDE%20DRIVE,%20SUITE%20715,NEW%20YORK,NY)	Graph	2	\$56,004.80	\$40,000.00	\$40,000.00	\$72,009.60
BOK SOLUTIONS INC, 1 MORNINGSIDE DRIVE, NEW YORK, NY (https://www.google.com/maps/place/1%20MORNINGSIDE%20DRIVE,NEW%20YORK,NY)	Graph	3	\$69,820.80	\$70,220.80	\$30,000.00	\$109,241.60

Employer Name/Worksite Address	Graph	Count	Mean Wage	Median Wage	Lowest Wage	Highest Wage
Totals	Graph	5	\$64,294.40	\$70,220.80	\$30,000.00	\$109,241.6

Latitude: 40.805168 Longitude: -73.938873

Employer Name/Worksite Address	Graph	Count	Mean Wage	Median Wage	Lowest Wage	Highest Wage
GRIFFIN ARCHITECT AND PLANNER PC, 1825 PARK AVE, NEW YORK, NY (https://www.google.com/maps/place/1825%20PARK%20AVE,NEW%20YORK,NY)	Graph	1	\$41,600.00	\$41,600.00	\$41,600.00	\$41,600.00
Totals	Graph	1	\$41,600.00	\$41,600.00	\$41,600.00	\$41,600.00

Employer Name/Worksite Address	Graph	Count	Mean Wage	Median Wage	Lowest Wage	Highest Wage
GRIFFIN ARCHITECT AND PLANNER PC, 1825 PARK AVE, NEW YORK, NY (https://www.google.com/maps/place/1825%20PARK%20AVE,NEW%20YORK,NY)	Graph	1	\$41,600.00	\$41,600.00	\$41,600.00	\$41,600.00
Totals	Graph	1	\$41,600.00	\$41,600.00	\$41,600.00	\$41,600.00

Latitude: 40.805291 Longitude: -73.962089

Employer Name/Worksite Address	Graph	Count	Mean Wage	Median Wage	Lowest Wage	Highest Wage
ST. LUKE'S-ROOSEVELT HOSPITAL CENTER, 1111 AMSTERDAM AVENUE, NEW YORK, NY (https://www.google.com/maps/place/1111%20AMSTERDAM%20AVENUE,NEW%20YORK,NY)	Graph	1	\$58,520.11	\$58,520.11	\$58,520.11	\$58,520.11
ST. LUKE'S -ROOSEVELT HOSPITAL CENTER, 1111 AMSTERDAM AVENUE, NEW YORK, NY (https://www.google.com/maps/place/1111%20AMSTERDAM%20AVENUE,NEW%20YORK,NY)	Graph	17	\$64,970.16	\$62,682.20	\$62,682.20	\$80,100.49
Totals	Graph	18	\$64,611.83	\$62,682.20	\$58,520.11	\$80,100.49

Employer Name/Worksite Address	Graph	Count	Mean Wage	Median Wage	Lowest Wage	Highest Wage
ST. LUKE'S -ROOSEVELT HOSPITAL CENTER, 1111 AMSTERDAM AVE, NEW YORK, NY (https://www.google.com/maps/place/1111%20AMSTERDAM%20AVE,NEW%20YORK,NY)	Graph	13	\$63,508.24	\$62,682.20	\$62,682.20	\$73,420.74
ST. LUKE'S-ROOSEVELT HOSPITAL CENTER, 1111 AMSTERDAM AVENUE, NEW YORK, NY (https://www.google.com/maps/place/1111%20AMSTERDAM%20AVENUE,NEW%20YORK,NY)	Graph	17	\$73,654.26	\$73,420.74	\$62,682.20	\$119,142.00
Totals	Graph	30	\$69,257.65	\$62,682.20	\$62,682.20	\$119,142.00

Latitude: 40.805492 Longitude: -73.916604

Employer Name/Worksite Address	Graph	Count	Mean Wage	Median Wage	Lowest Wage	Highest Wage
MONTEFIORE MEDICAL CENTER, PORT MORRIS WELLNESS CENTER, BRONX, NY (https://www.google.com/maps/place/PORT%20MORRIS%20WELLNESS%20CENTER,BRONX,NY)	Graph	1	\$150,000.00	\$150,000.00	\$150,000.00	\$150,000.00
Totals	Graph	1	\$150,000.00	\$150,000.00	\$150,000.00	\$150,000.00

Latitude: 40.805563 Longitude: -73.96425

Employer Name/Worksite Address	Graph	Count	Mean Wage	Median Wage	Lowest Wage	Highest Wage
THE FAMILY ANNEX INC, 560 WEST 113TH STREET, NEW YORK, NY (https://www.google.com/maps/place/560%20WEST%20113TH%20STREET,NEW%20YORK,NY)	Graph	1	\$32,822.00	\$32,822.00	\$32,822.00	\$32,822.00
THE FAMILY ANNEX INC., 560 WEST 113TH STREET, NEW YORK, NY (https://www.google.com/maps/place/560%20WEST%20113TH%20STREET,NEW%20YORK,NY)	Graph	1	\$54,000.00	\$54,000.00	\$54,000.00	\$54,000.00
Totals	Graph	2	\$43,411.00	\$32,822.00	\$32,822.00	\$54,000.00

Employer Name/Worksite Address	Graph	Count	Mean Wage	Median Wage	Lowest Wage	Highest Wage
THE FAMILY ANNEX INC, 560 WEST 113TH STREET, NEW YORK, NY (https://www.google.com/maps/place/560%20WEST%20113TH%20STREET,NEW%20YORK,NY)	Graph	2	\$43,411.00	\$32,822.00	\$32,822.00	\$54,000.00
Totals	Graph	2	\$43,411.00	\$32,822.00	\$32,822.00	\$54,000.00

Latitude: 40.805735 Longitude: -73.959526

Employer Name/Worksite Address	Graph	Count	Mean Wage	Median Wage	Lowest Wage	Highest Wage
COLUMBIA UNIVERSITY, 612 WEST 115TH STREET, NEW YORK, NY (https://www.google.com/maps/place/612%20WEST%20115TH%20STREET,NEW%20YORK,NY)	Graph	1	\$92,500.00	\$92,500.00	\$92,500.00	\$92,500.00
Totals	Graph	1	\$92,500.00	\$92,500.00	\$92,500.00	\$92,500.00

Latitude: 40.805891 Longitude: -73.485356

Employer Name/Worksite Address	Graph	Count	Mean Wage	Median Wage	Lowest Wage	Highest Wage
ARKSTEK INC., 420 CROSSWAYS PARK DR., WOODBURY, NY (https://www.google.com/maps/place/420%20CROSSWAYS%20PARK%20DR.,WOODBURY,NY)	Graph	1	\$80,250.00	\$80,250.00	\$80,250.00	\$80,250.00
ADVANCED TECHNOLOGY CONSULTING SERVICE, INC., 420 CROSSWAYS PARK DRIVE, WOODBURY, NY (https://www.google.com/maps/place/420%20CROSSWAYS%20PARK%20DRIVE,WOODBURY,NY)	Graph	6	\$90,919.56	\$85,000.00	\$72,000.00	\$133,976.00
IQ SYSTEMS, INC., 420 CROSSWAYS PARK DR, WOODBURY, NY (https://www.google.com/maps/place/420%20CROSSWAYS%20PARK%20DR,WOODBURY,NY)	Graph	8	\$94,462.50	\$100,000.00	\$60,700.00	\$120,000.00
Totals	Graph	15	\$92,097.82	\$91,664.33	\$60,700.00	\$133,976.00

Latitude: 40.805892 Longitude: -73.95108

Employer Name/Employer Address	Graph	Count	Mean Wage	Median Wage	Lowest Wage	Highest Wage
DEMOCRACY PREP HARLEM HIGH CHARTER SCHOOL, 212 WEST 120TH STREET, NEW YORK, NY (https://www.google.com/maps/place/212%20WEST%20120TH%20STREET,NEW%20YORK,NY)	Graph	1	\$72,207.00	\$72,207.00	\$72,207.00	\$72,207.00
Totals	Graph	1	\$72,207.00	\$72,207.00	\$72,207.00	\$72,207.00

Employer Name/Worksite Address	Graph	Count	Mean Wage	Median Wage	Lowest Wage	Highest Wage
DEMOCRACY PREP HARLEM HIGH CHARTER SCHOOL, 212 WEST 120TH STREET, NEW YORK, NY (https://www.google.com/maps/place/212%20WEST%20120TH%20STREET,NEW%20YORK,NY)	Graph	1	\$72,207.00	\$72,207.00	\$72,207.00	\$72,207.00
Totals	Graph	1	\$72,207.00	\$72,207.00	\$72,207.00	\$72,207.00

Latitude: 40.806191 Longitude: -73.965402

Employer Name/Worksite Address	Graph	Count	Mean Wage	Median Wage	Lowest Wage	Highest Wage
MEEDAN INC, 601 WEST 113TH STREET, NEW YORK, NY (https://www.google.com/maps/place/601%20WEST%20113TH%20STREET,NEW%20YORK,NY)	Graph	2	\$118,019.00	\$118,019.00	\$118,019.00	\$118,019.00
Totals	Graph	2	\$118,019.00	\$118,019.00	\$118,019.00	\$118,019.00

Latitude: 40.806253 Longitude: -73.942463

Employer Name/Employer Address	Graph	Count	Mean Wage	Median Wage	Lowest Wage	Highest Wage
--------------------------------	-------	-------	-----------	-------------	-------------	--------------

Employer Name/Employer Address	Graph	Count	Mean Wage	Median Wage	Lowest Wage	Highest Wage
GREAT FOREST INCORPORATED, 2014 FIFTH AVENUE, NEW YORK, NY (https://www.google.com/maps/place/2014%20FIFTH%20AVENUE,NEW%20YORK,NY)	Graph	1	\$67,537.60	\$67,537.60	\$67,537.60	\$67,537.60
Totals	Graph	1	\$67,537.60	\$67,537.60	\$67,537.60	\$67,537.60

Employer Name/Worksite Address	Graph	Count	Mean Wage	Median Wage	Lowest Wage	Highest Wage
GREAT FOREST INCORPORATED, 2014 FIFTH AVENUE, NEW YORK, NY (https://www.google.com/maps/place/2014%20FIFTH%20AVENUE,NEW%20YORK,NY)	Graph	1	\$67,537.60	\$67,537.60	\$67,537.60	\$67,537.60
Totals	Graph	1	\$67,537.60	\$67,537.60	\$67,537.60	\$67,537.60

Latitude: 40.806272 Longitude: -73.9465

Employer Name/Employer Address	Graph	Count	Mean Wage	Median Wage	Lowest Wage	Highest Wage
UNCHARTED PLAY, INC, 246 LENNOX AVENUE, NEW YORK, NY (https://www.google.com/maps/place/246%20LENNOX%20AVENUE,NEW%20YORK,NY)	Graph	2	\$70,000.00	\$60,000.00	\$60,000.00	\$80,000.00
Totals	Graph	2	\$70,000.00	\$60,000.00	\$60,000.00	\$80,000.00

Employer Name/Worksite Address	Graph	Count	Mean Wage	Median Wage	Lowest Wage	Highest Wage
UNCHARTED PLAY, INC, 246 LENNOX AVENUE, NEW YORK, NY (https://www.google.com/maps/place/246%20LENNOX%20AVENUE,NEW%20YORK,NY)	Graph	2	\$70,000.00	\$60,000.00	\$60,000.00	\$80,000.00
Totals	Graph	2	\$70,000.00	\$60,000.00	\$60,000.00	\$80,000.00

Latitude: 40.806376 Longitude: -73.488093

Employer Name/Worksite Address	Graph	Count	Mean Wage	Median Wage	Lowest Wage	Highest Wage
E-BUSINESS INTERNATIONAL INC., ONE MEDIA CROSSWAYS, WOODBURY, NY (https://www.google.com/maps/place/ONE%20MEDIA%20CROSSWAYS,WOODBURY,NY)	Graph	7	\$108,884.46	\$106,600.00	\$63,000.00	\$140,000.00
ADVANCED TECHNOLOGY CONSULTING SERVICE, INC., 1 MEDIA CROSSWAYS, WOODBURY, NY (https://www.google.com/maps/place/1%20MEDIA%20CROSSWAYS,WOODBURY,NY)	Graph	18	\$76,204.83	\$74,933.00	\$55,000.00	\$108,004.00
Totals	Graph	25	\$85,355.13	\$78,738.00	\$55,000.00	\$140,000.00

Latitude: 40.806388 Longitude: -73.966216

Employer Name/Worksite Address	Graph	Count	Mean Wage	Median Wage	Lowest Wage	Highest Wage
AK SYSTEMS, INC., 622 WEST 113TH STREET, NEW YORK, NY (https://www.google.com/maps/place/622%20WEST%20113TH%20STREET,NEW%20YORK,NY)	Graph	1	\$88,000.00	\$88,000.00	\$88,000.00	\$88,000.00
Totals	Graph	1	\$88,000.00	\$88,000.00	\$88,000.00	\$88,000.00

Latitude: 40.806535 Longitude: -73.960187

Employer Name/Worksite Address	Graph	Count	Mean Wage	Median Wage	Lowest Wage	Highest Wage
COLUMBIA UNIVERSITY, 435 WEST 116TH STREET, NEW YORK, NY (https://www.google.com/maps/place/435%20WEST%20116TH%20STREET,NEW%20YORK,NY)	Graph	1	\$357,902.00	\$357,902.00	\$357,902.00	\$357,902.00
Totals	Graph	1	\$357,902.00	\$357,902.00	\$357,902.00	\$357,902.00

Latitude: 40.80661 Longitude: -73.483051

Employer Name/Employer Address	Graph	Count	Mean Wage	Median Wage	Lowest Wage	Highest Wage
D&B ENGINEERS & ARCHITECTS, P.C., 330 CROSSWAYS PARK DRIVE, WOODBURY, NY (https://www.google.com/maps/place/330%20CROSSWAYS%20PARK%20DRIVE,WOODBURY,NY)	Graph	1	\$68,000.00	\$68,000.00	\$68,000.00	\$68,000.00
D&B ENGINEERS & ARCHITECTS, P.C., 330 CROSSWAYS PARK DRIVE, WOODBURY, NY (https://www.google.com/maps/place/330%20CROSSWAYS%20PARK%20DRIVE,WOODBURY,NY)	Graph	3	\$70,338.67	\$58,781.00	\$58,635.00	\$93,600.00
Totals	Graph	4	\$69,754.00	\$58,781.00	\$58,635.00	\$93,600.00

Employer Name/Worksite Address	Graph	Count	Mean Wage	Median Wage	Lowest Wage	Highest Wage
D&B ENGINEERS & ARCHITECTS, P.C., 330 CROSSWAYS PARK DRIVE, WOODBURY, NY (https://www.google.com/maps/place/330%20CROSSWAYS%20PARK%20DRIVE,WOODBURY,NY)	Graph	3	\$70,338.67	\$58,781.00	\$58,635.00	\$93,600.00
Totals	Graph	3	\$70,338.67	\$58,781.00	\$58,635.00	\$93,600.00

Latitude: 40.806733 Longitude: -73.884678

Employer Name/Employer Address	Graph	Count	Mean Wage	Median Wage	Lowest Wage	Highest Wage
GARY PASTIC PACKAGING CORP., 1340 VIELE AVENUE, BRONX, NY (https://www.google.com/maps/place/1340%20VIELE%20AVENUE,BRONX,NY)	Graph	1	\$65,000.00	\$65,000.00	\$65,000.00	\$65,000.00
GARY PLASTIC PACKAGING CORP., 1340 VIELE AVENUE, BRONX, NY (https://www.google.com/maps/place/1340%20VIELE%20AVENUE,BRONX,NY)	Graph	1	\$65,000.00	\$65,000.00	\$65,000.00	\$65,000.00
Totals	Graph	2	\$65,000.00	\$65,000.00	\$65,000.00	\$65,000.00

Employer Name/Worksite Address	Graph	Count	Mean Wage	Median Wage	Lowest Wage	Highest Wage
GARY PASTIC PACKAGING CORP., 1340 VIELE AVENUE, BRONX, NY (https://www.google.com/maps/place/1340%20VIELE%20AVENUE,BRONX,NY)	Graph	2	\$65,000.00	\$65,000.00	\$65,000.00	\$65,000.00
Totals	Graph	2	\$65,000.00	\$65,000.00	\$65,000.00	\$65,000.00

Latitude: 40.806747 Longitude: -73.170893

Employer Name/Worksite Address	Graph	Count	Mean Wage	Median Wage	Lowest Wage	Highest Wage
CA, INC., 1 COMPUTER ASSOCIATES PLAZA,, ISLANDIA, NY (https://www.google.com/maps/place/1%20COMPUTER%20ASSOCIATES%20PLAZA,,ISLANDIA,NY)	Graph	1	\$108,150.00	\$108,150.00	\$108,150.00	\$108,150.00
SVK SYSTEMS INC, 1 COMPUTER ASSOCIATED PLAZA, ISLANDIA, NY (https://www.google.com/maps/place/1%20COMPUTER%20ASSOCIATED%20PLAZA,ISLANDIA,NY)	Graph	1	\$65,000.00	\$65,000.00	\$65,000.00	\$65,000.00
SILICON STAFF IT SERVICES, INC., COMPUTER ASSOCIATES, ISLANDIA, NY (https://www.google.com/maps/place/COMPUTER%20ASSOCIATES,ISLANDIA,NY)	Graph	2	\$72,689.50	\$70,000.00	\$70,000.00	\$75,379.00
JERSEY TECHNOLOGY PARTNERS, 1 COMPUTER ASSOCIATES PLAZA, HAUPPAUGE, NY (https://www.google.com/maps/place/1%20COMPUTER%20ASSOCIATES%20PLAZA,HAUPPAUGE,NY)	Graph	6	\$90,000.00	\$90,000.00	\$90,000.00	\$90,000.00
RENEE SYSTEMS, INC, 1 COMPUTER ASSOCIATES PLAZA, ISLANDIA, NY (https://www.google.com/maps/place/1%20COMPUTER%20ASSOCIATES%20PLAZA,ISLANDIA,NY)	Graph	45	\$78,601.27	\$75,000.00	\$60,000.00	\$107,785.00
Totals	Graph	55	\$79,919.75	\$76,000.00	\$60,000.00	\$108,150.00

Latitude: 40.806797 Longitude: -73.482297

Employer Name/Employer Address	Graph	Count	Mean Wage	Median Wage	Lowest Wage	Highest Wage
CLEVER DEVICES, 300 CROSSWAYS PARK DRIVE, WOODBURY, NY (https://www.google.com/maps/place/300%20CROSSWAYS%20PARK%20DRIVE,WOODBURY,NY)	Graph	9	\$68,932.74	\$67,000.00	\$57,500.00	\$87,100.00
Totals	Graph	9	\$68,932.74	\$67,000.00	\$57,500.00	\$87,100.00

Employer Name/Worksite Address	Graph	Count	Mean Wage	Median Wage	Lowest Wage	Highest Wage
BRAVES TECHNOLOGIES LLC, 300 CROSSWAYS PARK DR, WOODBURY, NY (https://www.google.com/maps/place/300%20CROSSWAYS%20PARK%20DR,WOODBURY,NY)	Graph	1	\$75,000.00	\$75,000.00	\$75,000.00	\$75,000.00
CLEVER DEVICES, 300 CROSSWAYS PARK DRIVE, WOODBURY, NY (https://www.google.com/maps/place/300%20CROSSWAYS%20PARK%20DRIVE,WOODBURY,NY)	Graph	20	\$65,529.73	\$60,000.00	\$57,500.00	\$87,100.00
Totals	Graph	21	\$65,980.70	\$60,000.00	\$57,500.00	\$87,100.00

Latitude: 40.806827 Longitude: -73.477839

Employer Name/Worksite Address	Graph	Count	Mean Wage	Median Wage	Lowest Wage	Highest Wage
SV IT INC, HITACHI, WOODBURY, NY (https://www.google.com/maps/place/HITACHI,WOODBURY,NY)	Graph	1	\$85,000.00	\$85,000.00	\$85,000.00	\$85,000.00
MASTECH DIGITAL TECHNOLOGIES, INC., A MASTECH DIGITAL, INC. COMPANY, 1000 WOODBURY RD, STE 209, WOODBURY, NY (https://www.google.com/maps/place/1000%20WOODBURY%20RD,%20STE%20209,WOODBURY,NY)	Graph	6	\$96,782.00	\$96,782.00	\$96,782.00	\$96,782.00
Totals	Graph	7	\$95,098.86	\$96,782.00	\$85,000.00	\$96,782.00

Latitude: 40.806924 Longitude: -73.946023

Employer Name/Employer Address	Graph	Count	Mean Wage	Median Wage	Lowest Wage	Highest Wage
HARLEM PROPERTY MANAGEMENT, INC., 272 LENOX AVENUE, NEW YORK, NY (https://www.google.com/maps/place/272%20LENOX%20AVENUE,NEW%20YORK,NY)	Graph	1	\$64,917.00	\$64,917.00	\$64,917.00	\$64,917.00
Totals	Graph	1	\$64,917.00	\$64,917.00	\$64,917.00	\$64,917.00

Employer Name/Worksite Address	Graph	Count	Mean Wage	Median Wage	Lowest Wage	Highest Wage
HARLEM PROPERTY MANAGEMENT, INC., 272 LENOX AVENUE, NEW YORK, NY (https://www.google.com/maps/place/272%20LENOX%20AVENUE,NEW%20YORK,NY)	Graph	1	\$64,917.00	\$64,917.00	\$64,917.00	\$64,917.00
Totals	Graph	1	\$64,917.00	\$64,917.00	\$64,917.00	\$64,917.00

Latitude: 40.806929 Longitude: -73.94331

Employer Name/Employer Address	Graph	Count	Mean Wage	Median Wage	Lowest Wage	Highest Wage
HARLEM MEDICAL GROUP, P.C., 33 W. 125TH ST., NEW YORK, NY (https://www.google.com/maps/place/33%20W.%20125TH%20ST.,NEW%20YORK,NY)	Graph	1	\$38,002.00	\$38,002.00	\$38,002.00	\$38,002.00
HEMANT PATEL M.D. P.C., 33 WEST 125TH STREET, NEW YORK, NY (https://www.google.com/maps/place/33%20WEST%20125TH%20STREET,NEW%20YORK,NY)	Graph	1	\$79,768.00	\$79,768.00	\$79,768.00	\$79,768.00
Totals	Graph	2	\$58,885.00	\$38,002.00	\$38,002.00	\$79,768.00

Employer Name/Worksite Address	Graph	Count	Mean Wage	Median Wage	Lowest Wage	Highest Wage
HARLEM MEDICAL GROUP, P.C., 33 W. 125TH ST., NEW YORK, NY (https://www.google.com/maps/place/33%20W.%20125TH%20ST.,NEW%20YORK,NY)	Graph	1	\$38,002.00	\$38,002.00	\$38,002.00	\$38,002.00
HEMANT PATEL M.D. P.C., 33 WEST 125TH STREET, NEW YORK, NY (https://www.google.com/maps/place/33%20WEST%20125TH%20STREET,NEW%20YORK,NY)	Graph	1	\$79,768.00	\$79,768.00	\$79,768.00	\$79,768.00
Totals	Graph	2	\$58,885.00	\$38,002.00	\$38,002.00	\$79,768.00

Latitude: 40.807084 Longitude: -73.960943

Employer Name/Worksite Address	Graph	Count	Mean Wage	Median Wage	Lowest Wage	Highest Wage
--------------------------------	-------	-------	-----------	-------------	-------------	--------------

Employer Name/Worksite Address	Graph	Count	Mean Wage	Median Wage	Lowest Wage	Highest Wage
COLUMBIA UNIVERSITY, 1150 AMSTERDAM AVENUE, NEW YORK, NY (https://www.google.com/maps/place/1150%20AMSTERDAM%20AVENUE,NEW%20YORK,NY)	Graph	1	\$52,000.00	\$52,000.00	\$52,000.00	\$52,000.00
Totals	Graph	1	\$52,000.00	\$52,000.00	\$52,000.00	\$52,000.00

Latitude: 40.807147 Longitude: -73.248546

Employer Name/Worksite Address	Graph	Count	Mean Wage	Median Wage	Lowest Wage	Highest Wage
EPPENDORF NORTH AMERICA, INC., 102 MOTOR PARKWAY, HAUPPAUGE, NY (https://www.google.com/maps/place/102%20MOTOR%20PARKWAY,HAUPPAUGE,NY)	Graph	2	\$81,432.00	\$78,000.00	\$78,000.00	\$84,864.00
Totals	Graph	2	\$81,432.00	\$78,000.00	\$78,000.00	\$84,864.00

Employer Name/Worksite Address	Graph	Count	Mean Wage	Median Wage	Lowest Wage	Highest Wage
EPPENDORF NORTH AMERICA, INC., 102 MOTOR PARKWAY, HAUPPAUGE, NY (https://www.google.com/maps/place/102%20MOTOR%20PARKWAY,HAUPPAUGE,NY)	Graph	2	\$81,432.00	\$78,000.00	\$78,000.00	\$84,864.00
Totals	Graph	2	\$81,432.00	\$78,000.00	\$78,000.00	\$84,864.00

Latitude: 40.807186 Longitude: -73.930011

Employer Name/Worksite Address	Graph	Count	Mean Wage	Median Wage	Lowest Wage	Highest Wage
BEYOND BETTER FOODS, LLC, 101 LINCOLN AVE., BRONX, NY (https://www.google.com/maps/place/101%20LINCOLN%20AVE.,BRONX,NY)	Graph	2	\$55,764.80	\$55,764.80	\$55,764.80	\$55,764.80
Totals	Graph	2	\$55,764.80	\$55,764.80	\$55,764.80	\$55,764.80

Employer Name/Worksite Address	Graph	Count	Mean Wage	Median Wage	Lowest Wage	Highest Wage
BEYOND BETTER FOODS, LLC, 101 LINCOLN AVE., BRONX, NY (https://www.google.com/maps/place/101%20LINCOLN%20AVE.,BRONX,NY)	Graph	2	\$55,764.80	\$55,764.80	\$55,764.80	\$55,764.80
Totals	Graph	2	\$55,764.80	\$55,764.80	\$55,764.80	\$55,764.80

Latitude: 40.807231 Longitude: -73.247498

Employer Name/Worksite Address	Graph	Count	Mean Wage	Median Wage	Lowest Wage	Highest Wage
HALLMARK GLOBAL TECHNOLOGIES INC, 200 MOTOR PARKWAY, HAUPPAUGE, NY (https://www.google.com/maps/place/200%20MOTOR%20PARKWAY,HAUPPAUGE,NY)	Graph	24	\$63,000.00	\$57,000.00	\$57,000.00	\$93,000.00
PERFORMANCE RESOURCES NY INC, 200 MOTOR PARKWAY, HAUPPAUGE, NY (https://www.google.com/maps/place/200%20MOTOR%20PARKWAY,HAUPPAUGE,NY)	Graph	27	\$59,888.89	\$57,000.00	\$53,000.00	\$95,000.00
Totals	Graph	51	\$61,352.94	\$57,000.00	\$53,000.00	\$95,000.00

Employer Name/Worksite Address	Graph	Count	Mean Wage	Median Wage	Lowest Wage	Highest Wage
HALLMARK GLOBAL TECHNOLOGIES INC, 200 MOTOR PARKWAY, HAUPPAUGE, NY (https://www.google.com/maps/place/200%20MOTOR%20PARKWAY,HAUPPAUGE,NY)	Graph	45	\$58,022.22	\$57,000.00	\$53,000.00	\$76,000.00
Totals	Graph	45	\$58,022.22	\$57,000.00	\$53,000.00	\$76,000.00

Latitude: 40.807232 Longitude: -73.94228

Employer Name/Worksite Address	Graph	Count	Mean Wage	Median Wage	Lowest Wage	Highest Wage
--------------------------------	-------	-------	-----------	-------------	-------------	--------------

Employer Name/Employer Address	Graph	Count	Mean Wage	Median Wage	Lowest Wage	Highest Wage
FANZONE, INC., 8 W. 126TH STREET, NEW YORK, NY (https://www.google.com/maps/place/8%20W.%20126TH%20STREET,NEW%20YORK,NY)	Graph	1	\$97,400.00	\$97,400.00	\$97,400.00	\$97,400.00
Totals	Graph	1	\$97,400.00	\$97,400.00	\$97,400.00	\$97,400.00

Employer Name/Worksite Address	Graph	Count	Mean Wage	Median Wage	Lowest Wage	Highest Wage
FANZONE, INC., 8 W. 126TH STREET, NEW YORK, NY (https://www.google.com/maps/place/8%20W.%20126TH%20STREET,NEW%20YORK,NY)	Graph	1	\$97,400.00	\$97,400.00	\$97,400.00	\$97,400.00
Totals	Graph	1	\$97,400.00	\$97,400.00	\$97,400.00	\$97,400.00

Latitude: 40.807334 Longitude: -73.953323

Employer Name/Worksite Address	Graph	Count	Mean Wage	Median Wage	Lowest Wage	Highest Wage
SPAG CONSULTING LLC, 2235 FREDERICK DOUGLASS BLVD, NEW YORK, NY (https://www.google.com/maps/place/2235%20FREDERICK%20DOUGLASS%20BLVD,NEW%20YORK,NY)	Graph	1	\$66,500.00	\$66,500.00	\$66,500.00	\$66,500.00
Totals	Graph	1	\$66,500.00	\$66,500.00	\$66,500.00	\$66,500.00

Latitude: 40.807475 Longitude: -73.958715

Employer Name/Worksite Address	Graph	Count	Mean Wage	Median Wage	Lowest Wage	Highest Wage
COLUMBIA UNIVERSITY, 420 WEST 118TH STREET, NEW YORK, NY (https://www.google.com/maps/place/420%20WEST%20118TH%20STREET,NEW%20YORK,NY)	Graph	6	\$135,731.17	\$160,000.00	\$64,387.00	\$170,000.00
Totals	Graph	6	\$135,731.17	\$160,000.00	\$64,387.00	\$170,000.00

Latitude: 40.80767 Longitude: -73.241418

Employer Name/Employer Address	Graph	Count	Mean Wage	Median Wage	Lowest Wage	Highest Wage
UNIVERSAL PERFUMES & COSMETICS INC., 410 MOTOR PARKWAY, HAUPPAUGE, NY (https://www.google.com/maps/place/410%20MOTOR%20PARKWAY,HAUPPAUGE,NY)	Graph	1	\$65,000.00	\$65,000.00	\$65,000.00	\$65,000.00
Totals	Graph	1	\$65,000.00	\$65,000.00	\$65,000.00	\$65,000.00

Employer Name/Worksite Address	Graph	Count	Mean Wage	Median Wage	Lowest Wage	Highest Wage
GLOBAL DATA MART INC., 410 MOTOR PARKWAY, HAUPPAUGE, NY (https://www.google.com/maps/place/410%20MOTOR%20PARKWAY,HAUPPAUGE,NY)	Graph	1	\$60,000.00	\$60,000.00	\$60,000.00	\$60,000.00
UNIVERSAL PERFUMES & COSMETICS INC., 410 MOTOR PARKWAY # 200, HAUPPAUGE, NY (https://www.google.com/maps/place/410%20MOTOR%20PARKWAY%20%20200,HAUPPAUGE,NY)	Graph	1	\$65,000.00	\$65,000.00	\$65,000.00	\$65,000.00
Totals	Graph	2	\$62,500.00	\$60,000.00	\$60,000.00	\$65,000.00

Latitude: 40.807766 Longitude: -73.963344

Employer Name/Worksite Address	Graph	Count	Mean Wage	Median Wage	Lowest Wage	Highest Wage
COLUMBIA UNIVERSITY, 1200 AMSTERDAM AVENUE, NEW YORK, NY (https://www.google.com/maps/place/1200%20AMSTERDAM%20AVENUE,NEW%20YORK,NY)	Graph	2	\$82,131.00	\$74,262.00	\$74,262.00	\$90,000.00
Totals	Graph	2	\$82,131.00	\$74,262.00	\$74,262.00	\$90,000.00

Latitude: 40.80797 Longitude: -73.273734

Employer Name/Employer Address	Graph	Count	Mean Wage	Median Wage	Lowest Wage	Highest Wage
KELCO CONSTRUCTION, INC., 40 AUSTIN BLVD, COMMACK, NY (https://www.google.com/maps/place/40%20AUSTIN%20BLVD,COMMACK,NY)	Graph	1	\$103,869.00	\$103,869.00	\$103,869.00	\$103,869.00
KELCO CONSTRUCTION, INC., 40 AUSTIN BOULEVARD, COMMACK, NY (https://www.google.com/maps/place/40%20AUSTIN%20BOULEVARD,COMMACK,NY)	Graph	1	\$111,800.00	\$111,800.00	\$111,800.00	\$111,800.00
Totals	Graph	2	\$107,834.50	\$103,869.00	\$103,869.00	\$111,800.00

Employer Name/Worksite Address	Graph	Count	Mean Wage	Median Wage	Lowest Wage	Highest Wage
KELCO CONSTRUCTION, INC., 40 AUSTIN BLVD, COMMACK, NY (https://www.google.com/maps/place/40%20AUSTIN%20BLVD,COMMACK,NY)	Graph	1	\$103,869.00	\$103,869.00	\$103,869.00	\$103,869.00
Totals	Graph	1	\$103,869.00	\$103,869.00	\$103,869.00	\$103,869.00

Latitude: 40.808019 Longitude: -73.923599

Employer Name/Employer Address	Graph	Count	Mean Wage	Median Wage	Lowest Wage	Highest Wage
WILLIS STAR PHARMACY INC., 208 WILLIS AVENUE, BRONX, NY (https://www.google.com/maps/place/208%20WILLIS%20AVENUE,BRONX,NY)	Graph	1	\$81,000.00	\$81,000.00	\$81,000.00	\$81,000.00
WILLIS STAR PHARMACY INC, 208 WILLIS AVENUE, BRONX, NY (https://www.google.com/maps/place/208%20WILLIS%20AVENUE,BRONX,NY)	Graph	3	\$87,333.33	\$81,000.00	\$81,000.00	\$100,000.00
Totals	Graph	4	\$85,750.00	\$81,000.00	\$81,000.00	\$100,000.00

Employer Name/Worksite Address	Graph	Count	Mean Wage	Median Wage	Lowest Wage	Highest Wage
WILLIS STAR PHARMACY INC, 208 WILLIS AVENUE, BRONX, NY (https://www.google.com/maps/place/208%20WILLIS%20AVENUE,BRONX,NY)	Graph	4	\$85,750.00	\$81,000.00	\$81,000.00	\$100,000.00
Totals	Graph	4	\$85,750.00	\$81,000.00	\$81,000.00	\$100,000.00

Latitude: 40.808358 Longitude: -73.936709

Employer Name/Employer Address	Graph	Count	Mean Wage	Median Wage	Lowest Wage	Highest Wage
ANTHONY G. FERRY, INC., 1916 PARK AVENUE, SUITE 520, NEW YORK, NY (https://www.google.com/maps/place/1916%20PARK%20AVENUE,%20SUITE%20520,NEW%20YORK,NY)	Graph	1	\$100,000.00	\$100,000.00	\$100,000.00	\$100,000.00
HARLEM CHILDREN'S ZONE & HCZ PROMISE ACADEMY, 1916 PARK AVENUE, NEW YORK, NY (https://www.google.com/maps/place/1916%20PARK%20AVENUE,NEW%20YORK,NY)	Graph	1	\$57,346.00	\$57,346.00	\$57,346.00	\$57,346.00
Totals	Graph	2	\$78,673.00	\$57,346.00	\$57,346.00	\$100,000.00

Employer Name/Worksite Address	Graph	Count	Mean Wage	Median Wage	Lowest Wage	Highest Wage
ANTHONY G. FERRY, INC., 1916 PARK AVENUE, SUITE 520, NEW YORK, NY (https://www.google.com/maps/place/1916%20PARK%20AVENUE,%20SUITE%20520,NEW%20YORK,NY)	Graph	1	\$100,000.00	\$100,000.00	\$100,000.00	\$100,000.00
HARLEM CHILDREN'S ZONE & HCZ PROMISE ACADEMY, 1916 PARK AVENUE, NEW YORK, NY (https://www.google.com/maps/place/1916%20PARK%20AVENUE,NEW%20YORK,NY)	Graph	1	\$57,346.00	\$57,346.00	\$57,346.00	\$57,346.00
Totals	Graph	2	\$78,673.00	\$57,346.00	\$57,346.00	\$100,000.00

Latitude: 40.808408 Longitude: -73.51914

Employer Name/Worksite Address	Graph	Count	Mean Wage	Median Wage	Lowest Wage	Highest Wage
THOUGHTWAVE SOFTWARE AND SOLUTIONS, INC., 6800 JERRICHO TURNPIKE #115E, SYOSSET, NY (https://www.google.com/maps/place/6800%20JERRICHO%20TURNPIKE%20#115E,SYOSSET,NY)	Graph	1	\$100,000.00	\$100,000.00	\$100,000.00	\$100,000.00

Employer Name/Worksite Address	Graph	Count	Mean Wage	Median Wage	Lowest Wage	Highest Wage
Totals	Graph	1	\$100,000.00	\$100,000.00	\$100,000.00	\$100,000.00

Latitude: 40.808423 Longitude: -73.96368

Employer Name/Worksite Address	Graph	Count	Mean Wage	Median Wage	Lowest Wage	Highest Wage
COLUMBIA UNIVERSITY, 2880 BROADWAY, NEW YORK, NY (https://www.google.com/maps/place/2880%20BROADWAY,NEW%20YORK,NY)	Graph	1	\$285,000.00	\$285,000.00	\$285,000.00	\$285,000.00
COLUMBIA UNIVERSITY, 2910 BROADWAY, NEW YORK, NY (https://www.google.com/maps/place/2910%20BROADWAY,NEW%20YORK,NY)	Graph	1	\$61,800.00	\$61,800.00	\$61,800.00	\$61,800.00
Totals	Graph	2	\$173,400.00	\$61,800.00	\$61,800.00	\$285,000.00

Latitude: 40.80843 Longitude: -73.482143

Employer Name/Worksite Address	Graph	Count	Mean Wage	Median Wage	Lowest Wage	Highest Wage
NETROVERT SOFTWARE, INC, 420, CROSSWAYS PARK DR, WOODBURY, NY (https://www.google.com/maps/place/420,%20CROSSWAYS%20PARK%20DR,WOODBURY,NY)	Graph	1	\$120,000.00	\$120,000.00	\$120,000.00	\$120,000.00
Totals	Graph	1	\$120,000.00	\$120,000.00	\$120,000.00	\$120,000.00

Latitude: 40.808447 Longitude: -73.909776

Employer Name/Employer Address	Graph	Count	Mean Wage	Median Wage	Lowest Wage	Highest Wage
NCM USA BRONX LLC, 390 CONCORD AVENUE, BRONX, NY (https://www.google.com/maps/place/390%20CONCORD%20AVENUE,BRONX,NY)	Graph	1	\$150,000.00	\$150,000.00	\$150,000.00	\$150,000.00
Totals	Graph	1	\$150,000.00	\$150,000.00	\$150,000.00	\$150,000.00

Employer Name/Worksite Address	Graph	Count	Mean Wage	Median Wage	Lowest Wage	Highest Wage
NCM USA BRONX LLC, 390 CONCORD AVENUE, BRONX, NY (https://www.google.com/maps/place/390%20CONCORD%20AVENUE,BRONX,NY)	Graph	1	\$150,000.00	\$150,000.00	\$150,000.00	\$150,000.00
Totals	Graph	1	\$150,000.00	\$150,000.00	\$150,000.00	\$150,000.00

Latitude: 40.808576 Longitude: -73.963568

Employer Name/Employer Address	Graph	Count	Mean Wage	Median Wage	Lowest Wage	Highest Wage
BARNARD COLLEGE, 3009 BROADWAY, NEW YORK, NY (https://www.google.com/maps/place/3009%20BROADWAY,NEW%20YORK,NY)	Graph	2	\$79,125.00	\$75,750.00	\$75,750.00	\$82,500.00
Totals	Graph	2	\$79,125.00	\$75,750.00	\$75,750.00	\$82,500.00

Employer Name/Worksite Address	Graph	Count	Mean Wage	Median Wage	Lowest Wage	Highest Wage
BARNARD COLLEGE, 3009 BROADWAY, NEW YORK, NY (https://www.google.com/maps/place/3009%20BROADWAY,NEW%20YORK,NY)	Graph	2	\$79,125.00	\$75,750.00	\$75,750.00	\$82,500.00
Totals	Graph	2	\$79,125.00	\$75,750.00	\$75,750.00	\$82,500.00

Latitude: 40.808685 Longitude: -73.485635

Employer Name/Employer Address	Graph	Count	Mean Wage	Median Wage	Lowest Wage	Highest Wage
--------------------------------	-------	-------	-----------	-------------	-------------	--------------

Employer Name/Employer Address	Graph	Count	Mean Wage	Median Wage	Lowest Wage	Highest Wage
ARIZONA BEVERAGES USA, 60 CROSSWAYS PARK DRIVE, WOODBURY, NY (https://www.google.com/maps/place/60%20CROSSWAYS%20PARK%20DRIVE,WOODBURY,NY)	Graph	1	\$82,000.00	\$82,000.00	\$82,000.00	\$82,000.00
ARIZONA BEVERAGES USA, LLC, 60 CROSSWAYS PARK DRIVE, WOODBURY, NY (https://www.google.com/maps/place/60%20CROSSWAYS%20PARK%20DRIVE,WOODBURY,NY)	Graph	1	\$118,000.00	\$118,000.00	\$118,000.00	\$118,000.00
Totals	Graph	2	\$100,000.00	\$82,000.00	\$82,000.00	\$118,000.00

Employer Name/Worksite Address	Graph	Count	Mean Wage	Median Wage	Lowest Wage	Highest Wage
ARIZONA BEVERAGES USA, LLC, 60 CROSSWAYS PARK DRIVE, WOODBURY, NY (https://www.google.com/maps/place/60%20CROSSWAYS%20PARK%20DRIVE,WOODBURY,NY)	Graph	2	\$100,000.00	\$82,000.00	\$82,000.00	\$118,000.00
Totals	Graph	2	\$100,000.00	\$82,000.00	\$82,000.00	\$118,000.00

Latitude: 40.808853 Longitude: -73.922117

Employer Name/Employer Address	Graph	Count	Mean Wage	Median Wage	Lowest Wage	Highest Wage
STOREFRONT ACADEMY SOUTH BRONX, 423 EAST 138TH STREET, BRONX, NY (https://www.google.com/maps/place/423%20EAST%20138TH%20STREET,BRONX,NY)	Graph	1	\$47,900.00	\$47,900.00	\$47,900.00	\$47,900.00
Totals	Graph	1	\$47,900.00	\$47,900.00	\$47,900.00	\$47,900.00

Employer Name/Worksite Address	Graph	Count	Mean Wage	Median Wage	Lowest Wage	Highest Wage
STOREFRONT ACADEMY SOUTH BRONX, 423 EAST 138TH STREET, BRONX, NY (https://www.google.com/maps/place/423%20EAST%20138TH%20STREET,BRONX,NY)	Graph	1	\$47,900.00	\$47,900.00	\$47,900.00	\$47,900.00
Totals	Graph	1	\$47,900.00	\$47,900.00	\$47,900.00	\$47,900.00

Latitude: 40.808957 Longitude: -73.270192

Employer Name/Worksite Address	Graph	Count	Mean Wage	Median Wage	Lowest Wage	Highest Wage
EUCLID ELEMENTZ, INC., 400 MORELAND ROAD, COMMACK, NY (https://www.google.com/maps/place/400%20MORELAND%20ROAD,COMMACK,NY)	Graph	3	\$63,333.33	\$65,000.00	\$60,000.00	\$65,000.00
Totals	Graph	3	\$63,333.33	\$65,000.00	\$60,000.00	\$65,000.00

Latitude: 40.808988 Longitude: -73.270063

Employer Name/Employer Address	Graph	Count	Mean Wage	Median Wage	Lowest Wage	Highest Wage
FESTO CORPORATION, 395 MORELAND ROAD, HAUPPAUGE, NY (https://www.google.com/maps/place/395%20MORELAND%20ROAD,HAUPPAUGE,NY)	Graph	3	\$73,360.67	\$60,382.00	\$53,000.00	\$106,700.00
Totals	Graph	3	\$73,360.67	\$60,382.00	\$53,000.00	\$106,700.00

Employer Name/Worksite Address	Graph	Count	Mean Wage	Median Wage	Lowest Wage	Highest Wage
FESTO CORPORATION, 395 MORELAND ROAD, HAUPPAUGE, NY (https://www.google.com/maps/place/395%20MORELAND%20ROAD,HAUPPAUGE,NY)	Graph	3	\$73,360.67	\$60,382.00	\$53,000.00	\$106,700.00
Totals	Graph	3	\$73,360.67	\$60,382.00	\$53,000.00	\$106,700.00

Latitude: 40.809036 Longitude: -73.661971

Employer Name/Employer Address	Graph	Count	Mean Wage	Median Wage	Lowest Wage	Highest Wage
--------------------------------	-------	-------	-----------	-------------	-------------	--------------

Employer Name/Employer Address	Graph	Count	Mean Wage	Median Wage	Lowest Wage	Highest Wage
ZOLA MEDIA, LLC, 10 HARBOR PARK DRIVE, PORT WASHINGTON, NY (https://www.google.com/maps/place/10%20HARBOR%20PARK%20DRIVE,PORT%20WASHINGTON,NY)	Graph	3	\$83,333.33	\$90,000.00	\$70,000.00	\$90,000.00
Totals	Graph	3	\$83,333.33	\$90,000.00	\$70,000.00	\$90,000.00

Employer Name/Worksite Address	Graph	Count	Mean Wage	Median Wage	Lowest Wage	Highest Wage
ZOLA MEDIA, LLC, 10 HARBOR PARK DRIVE, PORT WASHINGTON, NY (https://www.google.com/maps/place/10%20HARBOR%20PARK%20DRIVE,PORT%20WASHINGTON,NY)	Graph	3	\$83,333.33	\$90,000.00	\$70,000.00	\$90,000.00
Totals	Graph	3	\$83,333.33	\$90,000.00	\$70,000.00	\$90,000.00

Latitude: 40.809091 Longitude: -73.948778

Employer Name/Worksite Address	Graph	Count	Mean Wage	Median Wage	Lowest Wage	Highest Wage
TOURO COLLEGE AND UNIVERSITY SYSTEMS, 230 WEST 125TH STREET, NEW YORK, NY (https://www.google.com/maps/place/230%20WEST%20125TH%20STREET,NEW%20YORK,NY)	Graph	1	\$45,000.00	\$45,000.00	\$45,000.00	\$45,000.00
Totals	Graph	1	\$45,000.00	\$45,000.00	\$45,000.00	\$45,000.00

Latitude: 40.809147 Longitude: -73.185108

Employer Name/Employer Address	Graph	Count	Mean Wage	Median Wage	Lowest Wage	Highest Wage
KLD ENGINEERING, P. C., 1601 VETERANS MEMORIAL HIGHWAY, ISLANDIA, NY (https://www.google.com/maps/place/1601%20VETERANS%20MEMORIAL%20HIGHWAY,ISLANDIA,NY)	Graph	1	\$64,000.00	\$64,000.00	\$64,000.00	\$64,000.00
Totals	Graph	1	\$64,000.00	\$64,000.00	\$64,000.00	\$64,000.00

Employer Name/Worksite Address	Graph	Count	Mean Wage	Median Wage	Lowest Wage	Highest Wage
KLD ENGINEERING, P. C., 1601 VETERANS MEMORIAL HIGHWAY, ISLANDIA, NY (https://www.google.com/maps/place/1601%20VETERANS%20MEMORIAL%20HIGHWAY,ISLANDIA,NY)	Graph	1	\$64,000.00	\$64,000.00	\$64,000.00	\$64,000.00
Totals	Graph	1	\$64,000.00	\$64,000.00	\$64,000.00	\$64,000.00

Latitude: 40.80916 Longitude: -73.959432

Employer Name/Worksite Address	Graph	Count	Mean Wage	Median Wage	Lowest Wage	Highest Wage
COLUMBIA UNIVERSITY, 1212 AMSTERDAM AVENUE, NEW YORK, NY (https://www.google.com/maps/place/1212%20AMSTERDAM%20AVENUE,NEW%20YORK,NY)	Graph	2	\$52,045.50	\$48,663.00	\$48,663.00	\$55,428.00
Totals	Graph	2	\$52,045.50	\$48,663.00	\$48,663.00	\$55,428.00

Latitude: 40.809241 Longitude: -73.802041

Employer Name/Employer Address	Graph	Count	Mean Wage	Median Wage	Lowest Wage	Highest Wage
STATE UNIVERSITY OF NEW YORK MARITIME COLLEGE, 6 PENNYFIELD AVENUE, BRONX, NY (https://www.google.com/maps/place/6%20PENNYFIELD%20AVENUE,BRONX,NY)	Graph	1	\$75,000.00	\$75,000.00	\$75,000.00	\$75,000.00
Totals	Graph	1	\$75,000.00	\$75,000.00	\$75,000.00	\$75,000.00

Employer Name/Worksite Address	Graph	Count	Mean Wage	Median Wage	Lowest Wage	Highest Wage
STATE UNIVERSITY OF NEW YORK MARITIME COLLEGE, 6 PENNYFIELD AVENUE, BRONX, NY (https://www.google.com/maps/place/6%20PENNYFIELD%20AVENUE,BRONX,NY)	Graph	1	\$75,000.00	\$75,000.00	\$75,000.00	\$75,000.00

Employer Name/Worksite Address	Graph	Count	Mean Wage	Median Wage	Lowest Wage	Highest Wage
Totals	Graph	1	\$75,000.00	\$75,000.00	\$75,000.00	\$75,000.00

Latitude: 40.809294 Longitude: -73.662082

Employer Name/Employer Address	Graph	Count	Mean Wage	Median Wage	Lowest Wage	Highest Wage
KRAUS USA INC., 12 HARBOR PARK DRIVE, PORT WASHINGTON, NY (https://www.google.com/maps/place/12%20HARBOR%20PARK%20DRIVE,PORT%20WASHINGTON,NY)	Graph	1	\$65,000.00	\$65,000.00	\$65,000.00	\$65,000.00
KRAUS USA, 12 HARBOR PARK DRIVE, PORT WASHINGTON, NY (https://www.google.com/maps/place/12%20HARBOR%20PARK%20DRIVE,PORT%20WASHINGTON,NY)	Graph	1	\$52,998.40	\$52,998.40	\$52,998.40	\$52,998.40
LUXOTTICA U.S. HOLDINGS CORPORATION, 12 HARBOR PARK DRIVE, PORT WASHINGTON, NY (https://www.google.com/maps/place/12%20HARBOR%20PARK%20DRIVE,PORT%20WASHINGTON,NY)	Graph	1	\$65,000.00	\$65,000.00	\$65,000.00	\$65,000.00
LUXOTTICA USA LLC, 12 HARBOR PARK DRIVE, PORT WASHINGTON, NY (https://www.google.com/maps/place/12%20HARBOR%20PARK%20DRIVE,PORT%20WASHINGTON,NY)	Graph	1	\$110,000.00	\$110,000.00	\$110,000.00	\$110,000.00
KRAUS USA INC, 12 HARBOR PARK DRIVE, PORT WASHINGTON, NY (https://www.google.com/maps/place/12%20HARBOR%20PARK%20DRIVE,PORT%20WASHINGTON,NY)	Graph	4	\$55,744.00	\$54,600.00	\$40,955.20	\$72,820.80
Totals	Graph	8	\$64,496.80	\$54,600.00	\$40,955.20	\$110,000.00

Employer Name/Worksite Address	Graph	Count	Mean Wage	Median Wage	Lowest Wage	Highest Wage
LUXOTTICA USA LLC, 12 HARBOR PARK DRIVE, PORT WASHINGTON, NY (https://www.google.com/maps/place/12%20HARBOR%20PARK%20DRIVE,PORT%20WASHINGTON,NY)	Graph	8	\$64,496.80	\$54,600.00	\$40,955.20	\$110,000.00
Totals	Graph	8	\$64,496.80	\$54,600.00	\$40,955.20	\$110,000.00

Latitude: 40.809409 Longitude: -73.947117

Employer Name/Employer Address	Graph	Count	Mean Wage	Median Wage	Lowest Wage	Highest Wage
JOSEPH TROCHE CPA PC, 175 WEST 126TH STREET, NEW YORK, NY (https://www.google.com/maps/place/175%20WEST%20126TH%20STREET,NEW%20YORK,NY)	Graph	1	\$64,480.00	\$64,480.00	\$64,480.00	\$64,480.00
Totals	Graph	1	\$64,480.00	\$64,480.00	\$64,480.00	\$64,480.00

Employer Name/Worksite Address	Graph	Count	Mean Wage	Median Wage	Lowest Wage	Highest Wage
JOSEPH TROCHE CPA PC, 175 WEST 126TH STREET, NEW YORK, NY (https://www.google.com/maps/place/175%20WEST%20126TH%20STREET,NEW%20YORK,NY)	Graph	1	\$64,480.00	\$64,480.00	\$64,480.00	\$64,480.00
Totals	Graph	1	\$64,480.00	\$64,480.00	\$64,480.00	\$64,480.00

Latitude: 40.809436 Longitude: -73.511715

Employer Name/Worksite Address	Graph	Count	Mean Wage	Median Wage	Lowest Wage	Highest Wage
T-MOBILE USA, INC., 100 GORDON DRIVE, SYOSSET, NY (https://www.google.com/maps/place/100%20GORDON%20DRIVE,SYOSSET,NY)	Graph	1	\$109,772.25	\$109,772.25	\$109,772.25	\$109,772.25
Totals	Graph	1	\$109,772.25	\$109,772.25	\$109,772.25	\$109,772.25

Latitude: 40.809459 Longitude: -73.959669

Employer Name/Worksite Address	Graph	Count	Mean Wage	Median Wage	Lowest Wage	Highest Wage
COLUMBIA UNIVERSITY, 500 WEST 120TH STREET, NEW YORK, NY (https://www.google.com/maps/place/500%20WEST%20120TH%20STREET,NEW%20YORK,NY)	Graph	1	\$47,476.00	\$47,476.00	\$47,476.00	\$47,476.00
Totals	Graph	1	\$47,476.00	\$47,476.00	\$47,476.00	\$47,476.00

Latitude: 40.809494 Longitude: -73.962735

Employer Name/Worksite Address	Graph	Count	Mean Wage	Median Wage	Lowest Wage	Highest Wage
COLUMBIA UNIVERSITY, 3000 BROADWAY, NEW YORK, NY (https://www.google.com/maps/place/3000%20BROADWAY,NEW%20YORK,NY)	Graph	1	\$60,070.00	\$60,070.00	\$60,070.00	\$60,070.00
Totals	Graph	1	\$60,070.00	\$60,070.00	\$60,070.00	\$60,070.00

Latitude: 40.809529 Longitude: -73.511714

Employer Name/Employer Address	Graph	Count	Mean Wage	Median Wage	Lowest Wage	Highest Wage
H&M USA, INC., 80 GORDON DRIVE, SYOSSET, NY (https://www.google.com/maps/place/80%20GORDON%20DRIVE,SYOSSET,NY)	Graph	1	\$100,000.00	\$100,000.00	\$100,000.00	\$100,000.00
Totals	Graph	1	\$100,000.00	\$100,000.00	\$100,000.00	\$100,000.00

Employer Name/Worksite Address	Graph	Count	Mean Wage	Median Wage	Lowest Wage	Highest Wage
H&M USA, INC., 80 GORDON DRIVE, SYOSSET, NY (https://www.google.com/maps/place/80%20GORDON%20DRIVE,SYOSSET,NY)	Graph	1	\$100,000.00	\$100,000.00	\$100,000.00	\$100,000.00
Totals	Graph	1	\$100,000.00	\$100,000.00	\$100,000.00	\$100,000.00

Latitude: 40.809646 Longitude: -73.960112

Employer Name/Worksite Address	Graph	Count	Mean Wage	Median Wage	Lowest Wage	Highest Wage
COLUMBIA UNIVERSITY, 530 WEST 120TH STREET, NEW YORK, NY (https://www.google.com/maps/place/530%20WEST%20120TH%20STREET,NEW%20YORK,NY)	Graph	2	\$69,000.00	\$54,000.00	\$54,000.00	\$84,000.00
Totals	Graph	2	\$69,000.00	\$54,000.00	\$54,000.00	\$84,000.00

Latitude: 40.809743 Longitude: -73.960344

Employer Name/Worksite Address	Graph	Count	Mean Wage	Median Wage	Lowest Wage	Highest Wage
COLUMBIA UNIVERSITY, 538 WEST 120TH STREET, NEW YORK, NY (https://www.google.com/maps/place/538%20WEST%20120TH%20STREET,NEW%20YORK,NY)	Graph	1	\$112,500.00	\$112,500.00	\$112,500.00	\$112,500.00
Totals	Graph	1	\$112,500.00	\$112,500.00	\$112,500.00	\$112,500.00

Latitude: 40.809811 Longitude: -73.2531

Employer Name/Employer Address	Graph	Count	Mean Wage	Median Wage	Lowest Wage	Highest Wage
KLD LABS, INC., 55 CABOT CT, HAUPPAUGE, NY (https://www.google.com/maps/place/55%20CABOT%20CT,HAUPPAUGE,NY)	Graph	1	\$75,000.00	\$75,000.00	\$75,000.00	\$75,000.00
Totals	Graph	1	\$75,000.00	\$75,000.00	\$75,000.00	\$75,000.00

Employer Name/Worksite Address	Graph	Count	Mean Wage	Median Wage	Lowest Wage	Highest Wage
KLD LABS, INC., 55 CABOT CT, HAUPPAUGE, NY (https://www.google.com/maps/place/55%20CABOT%20CT,HAUPPAUGE,NY)	Graph	1	\$75,000.00	\$75,000.00	\$75,000.00	\$75,000.00
Totals	Graph	1	\$75,000.00	\$75,000.00	\$75,000.00	\$75,000.00

Latitude: 40.809847 Longitude: -73.168202

Employer Name/Worksite Address	Graph	Count	Mean Wage	Median Wage	Lowest Wage	Highest Wage
CA, INC., 1 CA PLAZA, ISLANDIA, NY (https://www.google.com/maps/place/1%20CA%20PLAZA,ISLANDIA,NY)	Graph	1	\$130,000.00	\$130,000.00	\$130,000.00	\$130,000.00
CA, INC., 1 CA PLAZA,, ISLANDIA, NY (https://www.google.com/maps/place/1%20CA%20PLAZA,,ISLANDIA,NY)	Graph	1	\$120,000.00	\$120,000.00	\$120,000.00	\$120,000.00
CA, INC., ONE CA PLAZA, ISLANDIA, NY (https://www.google.com/maps/place/ONE%20CA%20PLAZA,ISLANDIA,NY)	Graph	7	\$102,208.14	\$100,000.00	\$75,067.00	\$133,315.00
Totals	Graph	9	\$107,273.00	\$115,000.00	\$75,067.00	\$133,315.00

Latitude: 40.809854 Longitude: -73.903136

Employer Name/Employer Address	Graph	Count	Mean Wage	Median Wage	Lowest Wage	Highest Wage
SHLEPPERS HOLDINGS LLC, 920 E. 149TH STREET, BRONX, NY (https://www.google.com/maps/place/920%20E.%20149TH%20STREET,BRONX,NY)	Graph	1	\$64,813.00	\$64,813.00	\$64,813.00	\$64,813.00
Totals	Graph	1	\$64,813.00	\$64,813.00	\$64,813.00	\$64,813.00

Employer Name/Worksite Address	Graph	Count	Mean Wage	Median Wage	Lowest Wage	Highest Wage
SHLEPPERS HOLDINGS LLC, 920 E. 149TH STREET, BRONX, NY (https://www.google.com/maps/place/920%20E.%20149TH%20STREET,BRONX,NY)	Graph	1	\$64,813.00	\$64,813.00	\$64,813.00	\$64,813.00
Totals	Graph	1	\$64,813.00	\$64,813.00	\$64,813.00	\$64,813.00

Latitude: 40.809889 Longitude: -73.960692

Employer Name/Worksite Address	Graph	Count	Mean Wage	Median Wage	Lowest Wage	Highest Wage
COLUMBIA UNIVERSITY, 550 WEST 120TH STREET, NEW YORK, NY (https://www.google.com/maps/place/550%20WEST%20120TH%20STREET,NEW%20YORK,NY)	Graph	6	\$69,985.83	\$64,000.00	\$55,020.00	\$103,562.00
Totals	Graph	6	\$69,985.83	\$64,000.00	\$55,020.00	\$103,562.00

Latitude: 40.810013 Longitude: -73.268194

Employer Name/Employer Address	Graph	Count	Mean Wage	Median Wage	Lowest Wage	Highest Wage
TWINCO MANUFACTURING COMPANY, INC., 30 COMMERCE DRIVE, HAUPPAUGE, NY (https://www.google.com/maps/place/30%20COMMERCE%20DRIVE,HAUPPAUGE,NY)	Graph	2	\$71,198.50	\$56,784.00	\$56,784.00	\$85,613.00
Totals	Graph	2	\$71,198.50	\$56,784.00	\$56,784.00	\$85,613.00

Employer Name/Worksite Address	Graph	Count	Mean Wage	Median Wage	Lowest Wage	Highest Wage
TWINCO MANUFACTURING COMPANY, INC., 30 COMMERCE DRIVE, HAUPPAUGE, NY (https://www.google.com/maps/place/30%20COMMERCE%20DRIVE,HAUPPAUGE,NY)	Graph	2	\$71,198.50	\$56,784.00	\$56,784.00	\$85,613.00
Totals	Graph	2	\$71,198.50	\$56,784.00	\$56,784.00	\$85,613.00

Latitude: 40.810073 Longitude: -73.48789

Employer Name/Worksite Address	Graph	Count	Mean Wage	Median Wage	Lowest Wage	Highest Wage
IBM INDIA PRIVATE LIMITED, 60 CROSSWAYS PARK DRIVE WEST, WOODBURY, NY (https://www.google.com/maps/place/60%20CROSSWAYS%20PARK%20DRIVE%20WEST,WOODBURY,NY)	Graph	2	\$76,268.20	\$74,474.00	\$74,474.00	\$78,062.40
Totals	Graph	2	\$76,268.20	\$74,474.00	\$74,474.00	\$78,062.40

Latitude: 40.810074 Longitude: -73.962312

Employer Name/Worksite Address	Graph	Count	Mean Wage	Median Wage	Lowest Wage	Highest Wage
COLUMBIA UNIVERSITY, 3022 BROADWAY, NEW YORK, NY (https://www.google.com/maps/place/3022%20BROADWAY,NEW%20YORK,NY)	Graph	2	\$184,000.00	\$184,000.00	\$184,000.00	\$184,000.00
Totals	Graph	2	\$184,000.00	\$184,000.00	\$184,000.00	\$184,000.00

Latitude: 40.810076 Longitude: -73.04141

Employer Name/Worksite Address	Graph	Count	Mean Wage	Median Wage	
L&T TECHNOLOGY SERVICES LIMITED, ZEBRA TECHNOLOGIES CORPORATION, 1 ZEBRA PLAZA, HOLTSVILLE, NY (https://www.google.com/maps/place/ZEBRA%20TECHNOLOGIES%20CORPORATION,%201%20ZEBRA%20PLAZA,HOLTSVILLE,NY)	Graph	1	\$76,315.00	\$76,315.00	\$
L&T TECHNOLOGY SERVICES LIMITED, ZEBRA TECHNOLOGIES ENTERPRISE CORPORATION, HOLTSVILLE, NY (https://www.google.com/maps/place/ZEBRA%20TECHNOLOGIES%20ENTERPRISE%20CORPORATION,HOLTSVILLE,NY)	Graph	1	\$74,000.00	\$74,000.00	\$
L&T TECHNOLOGY SERVICES LIMITED, ZEBRA TECHNOLOGIES INC, HOLTSVILLE, NY (https://www.google.com/maps/place/ZEBRA%20TECHNOLOGIES%20INC,HOLTSVILLE,NY)	Graph	1	\$66,540.00	\$66,540.00	\$
L&T TECHNOLOGY SERVICES LIMITED, ZEBRA TECHNOLOGIES INC., HOLTSVILLE, NY (https://www.google.com/maps/place/ZEBRA%20TECHNOLOGIES%20INC.,HOLTSVILLE,NY)	Graph	1	\$64,000.00	\$64,000.00	\$
L&T TECHNOLOGY SERVICES LIMITED, ZEBRA TECHNOLOGIES, INC., HOLTSVILLE, NY (https://www.google.com/maps/place/ZEBRA%20TECHNOLOGIES,%20INC.,HOLTSVILLE,NY)	Graph	1	\$76,315.00	\$76,315.00	\$
L&T TECHNOLOGY SERVICES LIMITED, ZEBRA TECHNOLOGIES,, HOLTSVILLE, NY (https://www.google.com/maps/place/ZEBRA%20TECHNOLOGIES,,HOLTSVILLE,NY)	Graph	1	\$76,315.00	\$76,315.00	\$
L&T TECHNOLOGY SERVICES LIMITED, ZEBRA TECHNOLOGIES CORPORATION, HOLTSVILLE, NY (https://www.google.com/maps/place/ZEBRA%20TECHNOLOGIES%20CORPORATION,HOLTSVILLE,NY)	Graph	21	\$64,792.29	\$62,000.00	\$
SASKEN COMMUNICATION TECHNOLOGIES, LTD., ZEBRA TECHNOLOGIES, HOLTSVILLE, NY (https://www.google.com/maps/place/ZEBRA%20TECHNOLOGIES,HOLTSVILLE,NY)	Graph	34	\$71,457.56	\$69,375.00	\$
Totals	Graph	61	\$69,240.66	\$64,000.00	\$

Latitude: 40.810091 Longitude: -73.887421

Employer Name/Employer Address	Graph	Count	Mean Wage	Median Wage	Lowest Wage	Highest Wage
PORT MORRIS TILE AND MARBLE CORPORATION, 1285 OAK POINT AVENUE, BRONX, NY (https://www.google.com/maps/place/1285%20OAK%20POINT%20AVENUE,BRONX,NY)	Graph	1	\$83,616.00	\$83,616.00	\$83,616.00	\$83,616.00
Totals	Graph	1	\$83,616.00	\$83,616.00	\$83,616.00	\$83,616.00

Employer Name/Worksite Address	Graph	Count	Mean Wage	Median Wage	Lowest Wage	Highest Wage
PORT MORRIS TILE AND MARBLE CORPORATION, 1285 OAK POINT AVENUE, BRONX, NY (https://www.google.com/maps/place/1285%20OAK%20POINT%20AVENUE,BRONX,NY)	Graph	1	\$83,616.00	\$83,616.00	\$83,616.00	\$83,616.00
Totals	Graph	1	\$83,616.00	\$83,616.00	\$83,616.00	\$83,616.00

Latitude: 40.81013 Longitude: -73.626614

Employer Name/Employer Address	Graph	Count	Mean Wage	Median Wage	Lowest Wage	Highest Wage
KLIGER-WEISS INFOSYSTEMS, INC., 2200 NORTHERN BLVD., GREENVALE, NY (https://www.google.com/maps/place/2200%20NORTHERN%20BLVD.,GREENVALE,NY)	Graph	3	\$54,560.00	\$39,340.00	\$39,340.00	\$85,000.00
Totals	Graph	3	\$54,560.00	\$39,340.00	\$39,340.00	\$85,000.00

Employer Name/Worksite Address	Graph	Count	Mean Wage	Median Wage	Lowest Wage	Highest Wage
SDLC MANAGEMENT, INC., 2200 NORTHERN BLVD, EAST HILLS, NY (https://www.google.com/maps/place/2200%20NORTHERN%20BLVD,EAST%20HILLS,NY)	Graph	1	\$75,000.00	\$75,000.00	\$75,000.00	\$75,000.00
KLIGER-WEISS INFOSYSTEMS, INC., 2200 NORTHERN BLVD., GREENVALE, NY (https://www.google.com/maps/place/2200%20NORTHERN%20BLVD.,GREENVALE,NY)	Graph	3	\$54,560.00	\$39,340.00	\$39,340.00	\$85,000.00

Employer Name/Worksite Address	Graph	Count	Mean Wage	Median Wage	Lowest Wage	Highest Wage
Totals	Graph	4	\$59,670.00	\$39,340.00	\$39,340.00	\$85,000.00

Latitude: 40.810203 Longitude: -73.265377

Employer Name/Worksite Address	Graph	Count	Mean Wage	Median Wage	Lowest Wage	Highest Wage
FB LABORATORIES, INC., 70 COMMERCE DRIVE, HAUPPAUGE, NY (https://www.google.com/maps/place/70%20COMMERCE%20DRIVE,HAUPPAUGE,NY)	Graph	1	\$52,000.00	\$52,000.00	\$52,000.00	\$52,000.00
Totals	Graph	1	\$52,000.00	\$52,000.00	\$52,000.00	\$52,000.00

Employer Name/Worksite Address	Graph	Count	Mean Wage	Median Wage	Lowest Wage	Highest Wage
FB LABORATORIES, INC., 70 COMMERCE DRIVE, HAUPPAUGE, NY (https://www.google.com/maps/place/70%20COMMERCE%20DRIVE,HAUPPAUGE,NY)	Graph	1	\$52,000.00	\$52,000.00	\$52,000.00	\$52,000.00
Totals	Graph	1	\$52,000.00	\$52,000.00	\$52,000.00	\$52,000.00

Latitude: 40.810281 Longitude: -73.486707

Employer Name/Worksite Address	Graph	Count	Mean Wage	Median Wage	Lowest Wage	Highest Wage
SPECTOR GROUP 11, LLP, 220 CROSSWAYS PARK DRIVE WEST, WOODBURY, NY (https://www.google.com/maps/place/220%20CROSSWAYS%20PARK%20DRIVE%20WEST,WOODBURY,NY)	Graph	1	\$47,923.00	\$47,923.00	\$47,923.00	\$47,923.00
SPECTOR GROUP 11, LLP, 220 CROSSWAYS PARK DRIVE WEST, WOODBURY, NY (https://www.google.com/maps/place/220%20CROSSWAYS%20PARK%20DRIVE%20WEST,WOODBURY,NY)	Graph	1	\$47,923.20	\$47,923.20	\$47,923.20	\$47,923.20
Totals	Graph	2	\$47,923.10	\$47,923.00	\$47,923.00	\$47,923.20

Employer Name/Worksite Address	Graph	Count	Mean Wage	Median Wage	Lowest Wage	Highest Wage
SPECTOR GROUP 11, LLP, 220 CROSSWAYS PARK DRIVE WEST, WOODBURY, NY (https://www.google.com/maps/place/220%20CROSSWAYS%20PARK%20DRIVE%20WEST,WOODBURY,NY)	Graph	2	\$47,923.10	\$47,923.00	\$47,923.00	\$47,923.20
Totals	Graph	2	\$47,923.10	\$47,923.00	\$47,923.00	\$47,923.20

Latitude: 40.810331 Longitude: -73.958408

Employer Name/Worksite Address	Graph	Count	Mean Wage	Median Wage	Lowest Wage	Highest Wage
COLUMBIA UNIVERSITY, 1255 AMSTERDAM AVENUE, NEW YORK, NY (https://www.google.com/maps/place/1255%20AMSTERDAM%20AVENUE,NEW%20YORK,NY)	Graph	1	\$127,720.00	\$127,720.00	\$127,720.00	\$127,720.00
COLUMBIA UNIVERSITY, 1255 AMSTERDAM AVENUE, NEW YORK, NY (https://www.google.com/maps/place/1255%20AMSTERDAM%20AVENUE,NEW%20YORK,NY)	Graph	3	\$68,039.00	\$66,465.00	\$53,602.00	\$84,050.00
Totals	Graph	4	\$82,959.25	\$66,465.00	\$53,602.00	\$127,720.00

Latitude: 40.810423 Longitude: -73.964593

Employer Name/Worksite Address	Graph	Count	Mean Wage	Median Wage	Lowest Wage	Highest Wage
COLUMBIA UNIVERSITY, 475 RIVERSIDE DRIVE, NEW YORK, NY (https://www.google.com/maps/place/475%20RIVERSIDE%20DRIVE,NEW%20YORK,NY)	Graph	1	\$69,140.00	\$69,140.00	\$69,140.00	\$69,140.00
Totals	Graph	1	\$69,140.00	\$69,140.00	\$69,140.00	\$69,140.00

Latitude: 40.81046 Longitude: -73.940259

Employer Name/Worksite Address	Graph	Count	Mean Wage	Median Wage	Lowest Wage	Highest Wage
GENERAL ELECTRIC COMPANY, 24 W 131ST STREET, NEW YORK, NY (https://www.google.com/maps/place/24%20W%20131ST%20STREET,NEW%20YORK,NY)	Graph	1	\$95,000.00	\$95,000.00	\$95,000.00	\$95,000.00
Totals	Graph	1	\$95,000.00	\$95,000.00	\$95,000.00	\$95,000.00

Latitude: 40.810488 Longitude: -73.15226

Employer Name/Worksite Address	Graph	Count	Mean Wage	Median Wage	Lowest Wage	Highest Wage
CAVALIER IT INC., 2950 EXPRESS DRIVE SOUTH, ISLANDIA, NY (https://www.google.com/maps/place/2950%20EXPRESS%20DRIVE%20SOUTH,ISLANDIA,NY)	Graph	1	\$75,000.00	\$75,000.00	\$75,000.00	\$75,000.00
GEMINI CONSULTING & SERVICES, LLC, 2950 EXPRESSWAY DRIVE SOUTH, ISLANDIA, NY (https://www.google.com/maps/place/2950%20EXPRESSWAY%20DRIVE%20SOUTH,ISLANDIA,NY)	Graph	1	\$70,000.00	\$70,000.00	\$70,000.00	\$70,000.00
Totals	Graph	2	\$72,500.00	\$70,000.00	\$70,000.00	\$75,000.00

Latitude: 40.810497 Longitude: -73.152189

Employer Name/Employer Address	Graph	Count	Mean Wage	Median Wage	Lowest Wage	Highest Wage
CONVERGED TECHNOLOGY GROUP, INC., 2990 EXPRESS DRIVE SOUTH, ISLANDIA, NY (https://www.google.com/maps/place/2990%20EXPRESS%20DRIVE%20SOUTH,ISLANDIA,NY)	Graph	1	\$48,464.00	\$48,464.00	\$48,464.00	\$48,464.00
Totals	Graph	1	\$48,464.00	\$48,464.00	\$48,464.00	\$48,464.00

Employer Name/Worksite Address	Graph	Count	Mean Wage	Median Wage	Lowest Wage	Highest Wage
CONVERGED TECHNOLOGY GROUP, INC., 2990 EXPRESS DRIVE SOUTH, ISLANDIA, NY (https://www.google.com/maps/place/2990%20EXPRESS%20DRIVE%20SOUTH,ISLANDIA,NY)	Graph	1	\$48,464.00	\$48,464.00	\$48,464.00	\$48,464.00
Totals	Graph	1	\$48,464.00	\$48,464.00	\$48,464.00	\$48,464.00

Latitude: 40.810506 Longitude: -73.258809

Employer Name/Employer Address	Graph	Count	Mean Wage	Median Wage	Lowest Wage	Highest Wage
CONTRACT PHARMACAL CORP., 160 COMMERCE DRIVE, HAUPPAUGE, NY (https://www.google.com/maps/place/160%20COMMERCE%20DRIVE,HAUPPAUGE,NY)	Graph	1	\$57,762.00	\$57,762.00	\$57,762.00	\$57,762.00
CONTRACT PHARMACAL CORPORATION, 160 COMMERCE DRIVE, HAUPPAUGE, NY (https://www.google.com/maps/place/160%20COMMERCE%20DRIVE,HAUPPAUGE,NY)	Graph	1	\$60,694.00	\$60,694.00	\$60,694.00	\$60,694.00
Totals	Graph	2	\$59,228.00	\$57,762.00	\$57,762.00	\$60,694.00

Employer Name/Worksite Address	Graph	Count	Mean Wage	Median Wage	Lowest Wage	Highest Wage
CONTRACT PHARMACAL CORP., 160 COMMERCE DRIVE, HAUPPAUGE, NY (https://www.google.com/maps/place/160%20COMMERCE%20DRIVE,HAUPPAUGE,NY)	Graph	1	\$150,000.00	\$150,000.00	\$150,000.00	\$150,000.00
Totals	Graph	1	\$150,000.00	\$150,000.00	\$150,000.00	\$150,000.00

Latitude: 40.810516 Longitude: -73.23392

Employer Name/Employer Address	Graph	Count	Mean Wage	Median Wage	Lowest Wage	Highest Wage
CHARLES ROSS & SON COMPANY, 710 OLD WILLETS PATH, HAUPPAUGE, NY (https://www.google.com/maps/place/710%20OLD%20WILLETS%20PATH,HAUPPAUGE,NY)	Graph	2	\$82,500.00	\$80,000.00	\$80,000.00	\$85,000.00
Totals	Graph	2	\$82,500.00	\$80,000.00	\$80,000.00	\$85,000.00

Employer Name/Worksite Address	Graph	Count	Mean Wage	Median Wage	Lowest Wage	Highest Wage
CHARLES ROSS & SON COMPANY, 710 OLD WILLETS PATH, HAUPPAUGE, NY (https://www.google.com/maps/place/710%20OLD%20WILLETS%20PATH,HAUPPAUGE,NY)	Graph	1	\$80,000.00	\$80,000.00	\$80,000.00	\$80,000.00
Totals	Graph	1	\$80,000.00	\$80,000.00	\$80,000.00	\$80,000.00

Latitude: 40.810555 Longitude: -73.487434

Employer Name/Worksite Address	Graph	Count	Mean Wage	Median Wage	Lowest Wage	Highest Wage
EAST WEST SYSTEMS INC., 150 CROSSWAY PARK DRIVE W., WOODBURY, NY (https://www.google.com/maps/place/150%20CROSSWAY%20PARK%20DRIVE%20W.,WOODBURY,NY)	Graph	3	\$98,000.00	\$98,000.00	\$98,000.00	\$98,000.00
Totals	Graph	3	\$98,000.00	\$98,000.00	\$98,000.00	\$98,000.00

Latitude: 40.8106 Longitude: -73.152429

Employer Name/Worksite Address	Graph	Count	Mean Wage	Median Wage	Lowest Wage	Highest Wage
BOHLER ENGINEERING NY, PLLC, 2929 EXPRESSWAY DRIVE NORTH, HAUPPAUGE, NY (https://www.google.com/maps/place/2929%20EXPRESSWAY%20DRIVE%20NORTH,HAUPPAUGE,NY)	Graph	1	\$104,500.00	\$104,500.00	\$104,500.00	\$104,500.00
Totals	Graph	1	\$104,500.00	\$104,500.00	\$104,500.00	\$104,500.00

Latitude: 40.810619 Longitude: -73.884475

Employer Name/Employer Address	Graph	Count	Mean Wage	Median Wage	Lowest Wage	Highest Wage
CAPTAIN BLUE LLC., 800 FOOD CENTER DRIVE UNIT 10, BRONX, NY (https://www.google.com/maps/place/800%20FOOD%20CENTER%20DRIVE%20UNIT%2010,BRONX,NY)	Graph	9	\$58,136.00	\$55,744.00	\$55,744.00	\$77,105.60
Totals	Graph	9	\$58,136.00	\$55,744.00	\$55,744.00	\$77,105.60

Employer Name/Worksite Address	Graph	Count	Mean Wage	Median Wage	Lowest Wage	Highest Wage
CAPTAIN BLUE, LLC, 800 FOOD DR., UNIT#37, BRONX, NY (https://www.google.com/maps/place/800%20FOOD%20DR.,%20UNIT#37,BRONX,NY)	Graph	1	\$52,748.80	\$52,748.80	\$52,748.80	\$52,748.80
CIVETTA-COUSINS JV, L.L.C., 1100 EAST 156TH STEET, BRONX, NY (https://www.google.com/maps/place/1100%20EAST%20156TH%20STEET,BRONX,NY)	Graph	1	\$62,171.00	\$62,171.00	\$62,171.00	\$62,171.00
CAPTAIN BLUE LLC, 800 FOOD CENTER DRIVE, BRONX, NY (https://www.google.com/maps/place/800%20FOOD%20CENTER%20DRIVE,BRONX,NY)	Graph	3	\$58,690.67	\$58,198.40	\$53,060.80	\$64,812.80
CAPTAIN BLUE LLC., 800 FOOD CENTER DRIVE UNIT 10, BRONX, NY (https://www.google.com/maps/place/800%20FOOD%20CENTER%20DRIVE%20UNIT%2010,BRONX,NY)	Graph	9	\$58,136.00	\$55,744.00	\$55,744.00	\$77,105.60
Totals	Graph	14	\$58,158.27	\$55,744.00	\$52,748.80	\$77,105.60

Latitude: 40.810674 Longitude: -73.962038

Employer Name/Employer Address	Graph	Count	Mean Wage	Median Wage	Lowest Wage	Highest Wage
UNION THEOLOGICAL SEMINARY, 3041 BROADWAY, NEW YORK, NY (https://www.google.com/maps/place/3041%20BROADWAY,NEW%20YORK,NY)	Graph	2	\$52,717.60	\$51,084.80	\$51,084.80	\$54,350.40
Totals	Graph	2	\$52,717.60	\$51,084.80	\$51,084.80	\$54,350.40

Employer Name/Worksite Address	Graph	Count	Mean Wage	Median Wage	Lowest Wage	Highest Wage
UNION THEOLOGICAL SEMINARY, 3041 BROADWAY, NEW YORK, NY (https://www.google.com/maps/place/3041%20BROADWAY,NEW%20YORK,NY)	Graph	2	\$52,717.60	\$51,084.80	\$51,084.80	\$54,350.40
Totals	Graph	2	\$52,717.60	\$51,084.80	\$51,084.80	\$54,350.40

Latitude: 40.810803 Longitude: -73.964309

Employer Name/Employer Address	Graph	Count	Mean Wage	Median Wage	Lowest Wage	Highest Wage
COMMUNITY DEVELOPMENT VENTURE CAPITAL ALLIANCE, 475 RIVERSIDE DRIVE, NEW YORK, NY (https://www.google.com/maps/place/475%20RIVERSIDE%20DRIVE,NEW%20YORK,NY)	Graph	1	\$75,000.00	\$75,000.00	\$75,000.00	\$75,000.00
GENERAL SYNOD COUNCIL OF THE REFORMED CHURCH IN AMERICA, 475 RIVERSIDE DRIVE, NEW YORK, NY (https://www.google.com/maps/place/475%20RIVERSIDE%20DRIVE,NEW%20YORK,NY)	Graph	1	\$63,253.00	\$63,253.00	\$63,253.00	\$63,253.00
Totals	Graph	2	\$69,126.50	\$63,253.00	\$63,253.00	\$75,000.00

Employer Name/Worksite Address	Graph	Count	Mean Wage	Median Wage	Lowest Wage	Highest Wage
COMMUNITY DEVELOPMENT VENTURE CAPITAL ALLIANCE, 475 RIVERSIDE DR., NEW YORK, NY (https://www.google.com/maps/place/475%20RIVERSIDE%20DR.,NEW%20YORK,NY)	Graph	1	\$75,000.00	\$75,000.00	\$75,000.00	\$75,000.00
COLUMBIA UNIVERSITY, 475 RIVERSIDE DRIVE, NEW YORK, NY (https://www.google.com/maps/place/475%20RIVERSIDE%20DRIVE,NEW%20YORK,NY)	Graph	2	\$72,126.50	\$63,253.00	\$63,253.00	\$81,000.00
Totals	Graph	3	\$73,084.33	\$75,000.00	\$63,253.00	\$81,000.00

Latitude: 40.810852 Longitude: -73.963744

Employer Name/Worksite Address	Graph	Count	Mean Wage	Median Wage	Lowest Wage	Highest Wage
SAMITI TECHNOLOGY, INC., 55 WATER STREET, NEW YORK, NY (https://www.google.com/maps/place/55%20WATER%20STREET,NEW%20YORK,NY)	Graph	1	\$70,000.00	\$70,000.00	\$70,000.00	\$70,000.00
Totals	Graph	1	\$70,000.00	\$70,000.00	\$70,000.00	\$70,000.00

Latitude: 40.81111 Longitude: -73.662918

Employer Name/Worksite Address	Graph	Count	Mean Wage	Median Wage	Lowest Wage	Highest Wage
SVAM INTERNATIONAL INC., 26 HARBOR PARK DR, PORT WASHINGTON, NY (https://www.google.com/maps/place/26%20HARBOR%20PARK%20DR,PORT%20WASHINGTON,NY)	Graph	2	\$77,951.00	\$73,902.00	\$73,902.00	\$82,000.00
Totals	Graph	2	\$77,951.00	\$73,902.00	\$73,902.00	\$82,000.00

Latitude: 40.811265 Longitude: -73.187715

Employer Name/Employer Address	Graph	Count	Mean Wage	Median Wage	Lowest Wage	Highest Wage
ZYDOC MEDICAL TRANSCRIPTION LLC, 1455 VETERANS MEMORIAL HIGHWAY, HAUPPAUGE, NY (https://www.google.com/maps/place/1455%20VETERANS%20MEMORIAL%20HIGHWAY,HAUPPAUGE,NY)	Graph	1	\$60,000.00	\$60,000.00	\$60,000.00	\$60,000.00
Totals	Graph	1	\$60,000.00	\$60,000.00	\$60,000.00	\$60,000.00

Employer Name/Worksite Address	Graph	Count	Mean Wage	Median Wage	Lowest Wage	Highest Wage
ZYDOC MEDICAL TRANSCRIPTION LLC, 1455 VETERANS MEMORIAL HIGHWAY, HAUPPAUGE, NY (https://www.google.com/maps/place/1455%20VETERANS%20MEMORIAL%20HIGHWAY,HAUPPAUGE,NY)	Graph	1	\$60,000.00	\$60,000.00	\$60,000.00	\$60,000.00
Totals	Graph	1	\$60,000.00	\$60,000.00	\$60,000.00	\$60,000.00

Latitude: 40.811276 Longitude: -73.243329

Employer Name/Employer Address	Graph	Count	Mean Wage	Median Wage	Lowest Wage	Highest Wage
FRAGRANCEX.COM INC., 5 PLANT AVENUE, HAUPPAUGE, NY (https://www.google.com/maps/place/5%20PLANT%20AVENUE,HAUPPAUGE,NY)	Graph	1	\$61,100.00	\$61,100.00	\$61,100.00	\$61,100.00

Employer Name/Employer Address	Graph	Count	Mean Wage	Median Wage	Lowest Wage	Highest Wage
Totals	Graph	1	\$61,100.00	\$61,100.00	\$61,100.00	\$61,100.00

Employer Name/Worksite Address	Graph	Count	Mean Wage	Median Wage	Lowest Wage	Highest Wage
FRAGRANCEX.COM INC., 5 PLANT AVENUE, HAUPPAUGE, NY (https://www.google.com/maps/place/5%20PLANT%20AVENUE,HAUPPAUGE,NY)	Graph	1	\$61,100.00	\$61,100.00	\$61,100.00	\$61,100.00
Totals	Graph	1	\$61,100.00	\$61,100.00	\$61,100.00	\$61,100.00

Latitude: 40.81142 Longitude: -73.962631

Employer Name/Worksite Address	Graph	Count	Mean Wage	Median Wage	Lowest Wage	Highest Wage
COLUMBIA UNIVERSITY, 80 CLAREMONT AVENUE, NEW YORK, NY (https://www.google.com/maps/place/80%20CLAREMONT%20AVENUE,NEW%20YORK,NY)	Graph	1	\$87,649.00	\$87,649.00	\$87,649.00	\$87,649.00
Totals	Graph	1	\$87,649.00	\$87,649.00	\$87,649.00	\$87,649.00

Latitude: 40.811477 Longitude: -73.958485

Employer Name/Worksite Address	Graph	Count	Mean Wage	Median Wage	Lowest Wage	Highest Wage
GRAY ASSOCIATES, INC., 524 W 123RD STREET, NEW YORK, NY (https://www.google.com/maps/place/524%20W%20123RD%20STREET,NEW%20YORK,NY)	Graph	1	\$82,139.20	\$82,139.20	\$82,139.20	\$82,139.20
Totals	Graph	1	\$82,139.20	\$82,139.20	\$82,139.20	\$82,139.20

Latitude: 40.811734 Longitude: -73.23114

Employer Name/Employer Address	Graph	Count	Mean Wage	Median Wage	Lowest Wage	Highest Wage
CLEARVISION OPTICAL COMPANY, INC., 425 RABRO DRIVE, HAUPPAUGE, NY (https://www.google.com/maps/place/425%20RABRO%20DRIVE,HAUPPAUGE,NY)	Graph	1	\$120,000.00	\$120,000.00	\$120,000.00	\$120,000.00
Totals	Graph	1	\$120,000.00	\$120,000.00	\$120,000.00	\$120,000.00

Employer Name/Worksite Address	Graph	Count	Mean Wage	Median Wage	Lowest Wage	Highest Wage
CLEARVISION OPTICAL COMPANY, INC., 425 RABRO DRIVE, HAUPPAUGE, NY (https://www.google.com/maps/place/425%20RABRO%20DRIVE,HAUPPAUGE,NY)	Graph	1	\$120,000.00	\$120,000.00	\$120,000.00	\$120,000.00
Totals	Graph	1	\$120,000.00	\$120,000.00	\$120,000.00	\$120,000.00

Latitude: 40.8118 Longitude: -73.953204

Employer Name/Employer Address	Graph	Count	Mean Wage	Median Wage	Lowest Wage	Highest Wage
SS DRUGS INC., 449 WEST 125 STREET, NEW YORK, NY (https://www.google.com/maps/place/449%20WEST%20125%20STREET,NEW%20YORK,NY)	Graph	2	\$74,401.60	\$74,401.60	\$74,401.60	\$74,401.60
Totals	Graph	2	\$74,401.60	\$74,401.60	\$74,401.60	\$74,401.60

Employer Name/Worksite Address	Graph	Count	Mean Wage
COLUMBIA UNIVERSITY, 1012 FAIRCHILD CENTER, NEW YORK, NY (https://www.google.com/maps/place/1012%20FAIRCHILD%20CENTER,NEW%20YORK,NY)	Graph	1	\$47,476.00
COLUMBIA UNIVERSITY, 1255 AMSTERDAM AVENUE, NEW YORK, NY (https://www.google.com/maps/place/1255%20AMSTERDAM%20AVENUE,NEW%20YORK,NY)	Graph	1	\$56,650.00

Employer Name/Worksite Address	Graph	Count	Mean Wage
COLUMBIA UNIVERSITY, 2950 BROADWAY, NEW YORK, NY (https://www.google.com/maps/place/2950%20BROADWAY,NEW%20YORK,NY)	Graph	1	\$80,000.00
COLUMBIA UNIVERSITY, 3000 BROADWAY, NEW YORK, NY (https://www.google.com/maps/place/3000%20BROADWAY,NEW%20YORK,NY)	Graph	1	\$48,663.00
COLUMBIA UNIVERSITY, 309 KNOX HALL, NEW YORK, NY (https://www.google.com/maps/place/309%20KNOX%20HALL,NEW%20YORK,NY)	Graph	1	\$62,556.00
COLUMBIA UNIVERSITY, 314 LOW LIBRARY, NEW YORK, NY (https://www.google.com/maps/place/314%20LOW%20LIBRARY,NEW%20YORK,NY)	Graph	1	\$100,000.00
COLUMBIA UNIVERSITY, 401 KNOX HALL, NEW YORK, NY (https://www.google.com/maps/place/401%20KNOX%20HALL,NEW%20YORK,NY)	Graph	1	\$68,222.00
COLUMBIA UNIVERSITY, 402 KNOX HALL, 606 WEST 122ND ST, NEW YORK, NY (https://www.google.com/maps/place/402%20KNOX%20HALL,%20606%20WEST%20122ND%20ST,NEW%20YORK,NY)	Graph	1	\$82,000.00
COLUMBIA UNIVERSITY, 482 MUDD BLDG., COLUMBIA UNIVERSITY, NEW YORK, NY (https://www.google.com/maps/place/482%20MUDD%20BLDG.,%20COLUMBIA%20UNIVERSITY,NEW%20YORK,NY)	Graph	1	\$56,732.00
COLUMBIA UNIVERSITY, 500 FAIRCHILD CENTER, NEW YORK, NY (https://www.google.com/maps/place/500%20FAIRCHILD%20CENTER,NEW%20YORK,NY)	Graph	1	\$105,000.00
COLUMBIA UNIVERSITY, 703 FAIRCHILD CENTER, NEW YORK, NY (https://www.google.com/maps/place/703%20FAIRCHILD%20CENTER,NEW%20YORK,NY)	Graph	1	\$60,070.00
COLUMBIA UNIVERSITY, 910 FAIRCHILD CENTER, NEW YORK, NY (https://www.google.com/maps/place/910%20FAIRCHILD%20CENTER,NEW%20YORK,NY)	Graph	1	\$51,700.00
COLUMBIA UNIVERSITY, 918 MUDD, 500 W 120TH ST, NEW YORK, NY (https://www.google.com/maps/place/918%20MUDD,%20500%20W%20120TH%20ST,NEW%20YORK,NY)	Graph	1	\$60,000.00
COLUMBIA UNIVERSITY, DEPARTMENT OF HISTORY, NEW YORK, NY (https://www.google.com/maps/place/DEPARTMENT%20OF%20HISTORY,NEW%20YORK,NY)	Graph	1	\$92,450.00
COLUMBIA UNIVERSITY, LEHMAN SOCIAL SCIENCES LIBRARY, NEW YORK, NY (https://www.google.com/maps/place/LEHMAN%20SOCIAL%20SCIENCES%20LIBRARY,NEW%20YORK,NY)	Graph	1	\$65,000.00
COLUMBIA UNIVERSITY, PHILOSOPHY HALL, COLUMBIA UNIVERSITY, NEW YORK, NY (https://www.google.com/maps/place/PHILOSOPHY%20HALL,%20COLUMBIA%20UNIVERSITY,NEW%20YORK,NY)	Graph	1	\$82,500.00
COLUMBIA UNIVERSITY, SCHOOL OF INTERNATIONAL AND PUBLIC AFFAIRS, NEW YORK, NY (https://www.google.com/maps/place/SCHOOL%20OF%20INTERNATIONAL%20AND%20PUBLIC%20AFFAIRS,NEW%20YORK,NY)	Graph	1	\$133,900.00
HCL GLOBAL SYSTEMS INC, 622 W. 132ND ST (BETWEEN BROADWAY AND 12TH AVE), NEW YORK, NY (https://www.google.com/maps/place/622%20W.%20132ND%20ST%20(BETWEEN%20BROADWAY%20AND%2012TH%20AVE),NEW%20YORK,NY)	Graph	1	\$111,404.80
HOWARD HUGHES MEDICAL INSTITUTE, HHMI/COLUMBIA UNIVERSITY, NEW YORK, NY (https://www.google.com/maps/place/HHMI/COLUMBIA%20UNIVERSITY,NEW%20YORK,NY)	Graph	1	\$52,000.00
MORNINGSIDE PLAYCARE, INC., 501 WEST 123RD STREET, NEW YORK, NY (https://www.google.com/maps/place/501%20WEST%20123RD%20STREET,NEW%20YORK,NY)	Graph	1	\$41,350.40
RN STAFF INC., THERADYNAMICS PHYSICAL THERAPY, NEW YORK, NY (https://www.google.com/maps/place/THERADYNAMICS%20PHYSICAL%20THERAPY,NEW%20YORK,NY)	Graph	1	\$65,748.80
COLUMBIA UNIVERSITY, 1119 FAIRCHILD CENTER, NEW YORK, NY (https://www.google.com/maps/place/1119%20FAIRCHILD%20CENTER,NEW%20YORK,NY)	Graph	2	\$51,810.00
COLUMBIA UNIVERSITY, 1212 AMSTERDAM AVENUE, NEW YORK, NY (https://www.google.com/maps/place/1212%20AMSTERDAM%20AVENUE,NEW%20YORK,NY)	Graph	2	\$56,698.50
COLUMBIA UNIVERSITY, COLUMBIA UNIVERSITY, NEW YORK, NY (https://www.google.com/maps/place/COLUMBIA%20UNIVERSITY,NEW%20YORK,NY)	Graph	2	\$57,048.50
COLUMBIA UNIVERSITY, JEROME L. GREENE SCIENCE CENTER, NEW YORK, NY (https://www.google.com/maps/place/JEROME%20L.%20GREENE%20SCIENCE%20CENTER,NEW%20YORK,NY)	Graph	2	\$144,500.00
SINGULAR GENOMICS SYSTEMS, INC., 550 WEST 120TH STREET, NEW YORK, NY (https://www.google.com/maps/place/550%20WEST%20120TH%20STREET,NEW%20YORK,NY)	Graph	2	\$88,368.60
SS DRUGS INC., 449 WEST 125 STREET, NEW YORK, NY (https://www.google.com/maps/place/449%20WEST%20125%20STREET,NEW%20YORK,NY)	Graph	2	\$74,401.60
COLUMBIA UNIVERSITY, 450 COMPUTER SCIENCE BUILDING, NEW YORK, NY (https://www.google.com/maps/place/450%20COMPUTER%20SCIENCE%20BUILDING,NEW%20YORK,NY)	Graph	3	\$100,066.67
COLUMBIA UNIVERSITY, 500 WEST 120TH STREET, NEW YORK, NY (https://www.google.com/maps/place/500%20WEST%20120TH%20STREET,NEW%20YORK,NY)	Graph	3	\$55,602.33
TEACHERS COLLEGE, COLUMBIA UNIVERSITY, TEACHERS COLLEGE COLUMBIA UNIVERSITY, NEW YORK, NY (https://www.google.com/maps/place/TEACHERS%20COLLEGE%20COLUMBIA%20UNIVERSITY,NEW%20YORK,NY)	Graph	7	\$69,577.71
COLUMBIA UNIVERSITY, 3022 BROADWAY, NEW YORK, NY (https://www.google.com/maps/place/3022%20BROADWAY,NEW%20YORK,NY)	Graph	11	\$165,147.82
Totals	Graph	57	\$91,925.52

Latitude: 40.811913 Longitude: -73.656066

Employer Name/Employer Address	Graph	Count	Mean Wage	Median Wage	Lowest Wage	Highest Wage
GIC SERVICES INC., 11 HARBOR PARK DRIVE, PORT WASHINGTON, NY (https://www.google.com/maps/place/11%20HARBOR%20PARK%20DRIVE,PORT%20WASHINGTON,NY)	Graph	1	\$57,000.00	\$57,000.00	\$57,000.00	\$57,000.00
GLOBAL INDUSTRIAL DISTRIBUTION INC., 11 HARBOR PARK DRIVE, PORT WASHINGTON, NY (https://www.google.com/maps/place/11%20HARBOR%20PARK%20DRIVE,PORT%20WASHINGTON,NY)	Graph	1	\$57,000.00	\$57,000.00	\$57,000.00	\$57,000.00
GLOBAL INDUSTRIAL SERVICES INC., 11 HARBOR PARK DRIVE, PORT WASHINGTON, NY (https://www.google.com/maps/place/11%20HARBOR%20PARK%20DRIVE,PORT%20WASHINGTON,NY)	Graph	1	\$66,553.00	\$66,553.00	\$66,553.00	\$66,553.00
SYSTEMAX, INC., 11 HARBOR PARK DRIVE, PORT WASHINGTON, NY (https://www.google.com/maps/place/11%20HARBOR%20PARK%20DRIVE,PORT%20WASHINGTON,NY)	Graph	1	\$118,740.00	\$118,740.00	\$118,740.00	\$118,740.00
SYSTEMAX GLOBAL SOLUTIONS, 11 HARBOR PARK DRIVE, PORT WASHINGTON, NY (https://www.google.com/maps/place/11%20HARBOR%20PARK%20DRIVE,PORT%20WASHINGTON,NY)	Graph	2	\$135,169.00	\$87,838.00	\$87,838.00	\$182,500.00
Totals	Graph	6	\$94,938.50	\$66,553.00	\$57,000.00	\$182,500.00

Employer Name/Worksite Address	Graph	Count	Mean Wage	Median Wage	Lowest Wage	Highest Wage
SYSTEMAX GLOBAL SOLUTIONS, 11 HARBOR PARK DRIVE, PORT WASHINGTON, NY (https://www.google.com/maps/place/11%20HARBOR%20PARK%20DRIVE,PORT%20WASHINGTON,NY)	Graph	6	\$94,938.50	\$66,553.00	\$57,000.00	\$182,500.00
Totals	Graph	6	\$94,938.50	\$66,553.00	\$57,000.00	\$182,500.00

Latitude: 40.81193 Longitude: -73.6562

Employer Name/Employer Address	Graph	Count	Mean Wage	Median Wage	Lowest Wage	Highest Wage
ABSOLUTE HOT NEW YORK CORP., 19 HARBOR PARK DRIVE, PORT WASHINGTON, NY (https://www.google.com/maps/place/19%20HARBOR%20PARK%20DRIVE,PORT%20WASHINGTON,NY)	Graph	1	\$38,000.00	\$38,000.00	\$38,000.00	\$38,000.00
ABSOLUTE HOT NEW YORK CORP, 19 HARBOR PARK DRIVE, PORT WASHINGTON, NY (https://www.google.com/maps/place/19%20HARBOR%20PARK%20DRIVE,PORT%20WASHINGTON,NY)	Graph	3	\$44,373.33	\$41,600.00	\$41,600.00	\$49,920.00
Totals	Graph	4	\$42,780.00	\$41,600.00	\$38,000.00	\$49,920.00

Employer Name/Worksite Address	Graph	Count	Mean Wage	Median Wage	Lowest Wage	Highest Wage
ABSOLUTE HOT NEW YORK CORP, 19 HARBOR PARK DRIVE, PORT WASHINGTON, NY (https://www.google.com/maps/place/19%20HARBOR%20PARK%20DRIVE,PORT%20WASHINGTON,NY)	Graph	4	\$42,780.00	\$41,600.00	\$38,000.00	\$49,920.00
Totals	Graph	4	\$42,780.00	\$41,600.00	\$38,000.00	\$49,920.00

Latitude: 40.811986 Longitude: -73.656435

Employer Name/Employer Address	Graph	Count	Mean Wage	Median Wage	Lowest Wage	Highest Wage
PALL CORPORATION, 25 HARBOR PARK DRIVE, PORT WASHINGTON, NY (https://www.google.com/maps/place/25%20HARBOR%20PARK%20DRIVE,PORT%20WASHINGTON,NY)	Graph	4	\$103,035.00	\$86,070.00	\$86,070.00	\$120,000.00
Totals	Graph	4	\$103,035.00	\$86,070.00	\$86,070.00	\$120,000.00

Employer Name/Worksite Address	Graph	Count	Mean Wage	Median Wage	Lowest Wage	Highest Wage
ERNST & YOUNG U.S. LLP, 25 HARBOR PARK DR, PORT WASHINGTON, NY (https://www.google.com/maps/place/25%20HARBOR%20PARK%20DR,PORT%20WASHINGTON,NY)	Graph	1	\$75,000.00	\$75,000.00	\$75,000.00	\$75,000.00
PALL CORPORATION, 25 HARBOR PARK DRIVE, NEW YORK, NY (https://www.google.com/maps/place/25%20HARBOR%20PARK%20DRIVE,NEW%20YORK,NY)	Graph	1	\$86,070.00	\$86,070.00	\$86,070.00	\$86,070.00
PALL CORPORATION, 25 HARBOR PARK DRIVE, PORT WASHINGTON, NY (https://www.google.com/maps/place/25%20HARBOR%20PARK%20DRIVE,PORT%20WASHINGTON,NY)	Graph	3	\$108,690.00	\$120,000.00	\$86,070.00	\$120,000.00
Totals	Graph	5	\$97,428.00	\$86,070.00	\$75,000.00	\$120,000.00

Latitude: 40.812255 Longitude: -73.274251

Employer Name/Employer Address	Graph	Count	Mean Wage	Median Wage	Lowest Wage	Highest Wage
REIKO WIRELESS, INC., 55 MALL DRIVE, COMMACK, NY (https://www.google.com/maps/place/55%20MALL%20DRIVE,COMMACK,NY)	Graph	3	\$45,101.00	\$42,806.00	\$37,918.00	\$54,579.00
Totals	Graph	3	\$45,101.00	\$42,806.00	\$37,918.00	\$54,579.00

Employer Name/Worksite Address	Graph	Count	Mean Wage	Median Wage	Lowest Wage	Highest Wage
REIKO WIRELESS, INC., 55 MALL DRIVE, COMMACK, NY (https://www.google.com/maps/place/55%20MALL%20DRIVE,COMMACK,NY)	Graph	2	\$48,692.50	\$42,806.00	\$42,806.00	\$54,579.00
Totals	Graph	2	\$48,692.50	\$42,806.00	\$42,806.00	\$54,579.00

Latitude: 40.812306 Longitude: -73.247198

Employer Name/Employer Address	Graph	Count	Mean Wage	Median Wage	Lowest Wage	Highest Wage
VOXX INTERNATIONAL CORPORATION, 180 MARCUS BLVD., HAUPPAUGE, NY (https://www.google.com/maps/place/180%20MARCUS%20BLVD.,HAUPPAUGE,NY)	Graph	1	\$110,000.00	\$110,000.00	\$110,000.00	\$110,000.00
Totals	Graph	1	\$110,000.00	\$110,000.00	\$110,000.00	\$110,000.00

Employer Name/Worksite Address	Graph	Count	Mean Wage	Median Wage	Lowest Wage	Highest Wage
VOXX INTERNATIONAL CORPORATION, 180 MARCUS BLVD., HAUPPAUGE, NY (https://www.google.com/maps/place/180%20MARCUS%20BLVD.,HAUPPAUGE,NY)	Graph	1	\$110,000.00	\$110,000.00	\$110,000.00	\$110,000.00
Totals	Graph	1	\$110,000.00	\$110,000.00	\$110,000.00	\$110,000.00

Latitude: 40.812352 Longitude: -73.894539

Employer Name/Employer Address	Graph	Count	Mean Wage	Median Wage	Lowest Wage	Highest Wage
WJL EQUITIES CORPORATION, 1140 GRINNEL PLACE, BRONX, NY (https://www.google.com/maps/place/1140%20GRINNEL%20PLACE,BRONX,NY)	Graph	1	\$79,040.00	\$79,040.00	\$79,040.00	\$79,040.00
Totals	Graph	1	\$79,040.00	\$79,040.00	\$79,040.00	\$79,040.00

Employer Name/Worksite Address	Graph	Count	Mean Wage	Median Wage	Lowest Wage	Highest Wage
CNB CONTRACTING CORP, 1140 GRINNELL PLACE, BRONX, NY (https://www.google.com/maps/place/1140%20GRINNELL%20PLACE,BRONX,NY)	Graph	2	\$79,040.00	\$79,040.00	\$79,040.00	\$79,040.00
Totals	Graph	2	\$79,040.00	\$79,040.00	\$79,040.00	\$79,040.00

Latitude: 40.812394 Longitude: -73.251087

Employer Name/Employer Address	Graph	Count	Mean Wage	Median Wage	Lowest Wage	Highest Wage
SCIEGEN PHARMACEUTICALS INC., 89 ARKAY DRIVE, HAUPPAUGE, NY (https://www.google.com/maps/place/89%20ARKAY%20DRIVE,HAUPPAUGE,NY)	Graph	47	\$58,642.19	\$48,000.00	\$48,000.00	\$135,000.00
Totals	Graph	47	\$58,642.19	\$48,000.00	\$48,000.00	\$135,000.00

Employer Name/Worksite Address	Graph	Count	Mean Wage	Median Wage	Lowest Wage	Highest Wage
SCIEGEN PHARMACEUTICALS INC., 89 ARKAY DRIVE, HAUPPAUGE, NY (https://www.google.com/maps/place/89%20ARKAY%20DRIVE,HAUPPAUGE,NY)	Graph	47	\$58,642.19	\$48,000.00	\$48,000.00	\$135,000.00
Totals	Graph	47	\$58,642.19	\$48,000.00	\$48,000.00	\$135,000.00

Latitude: 40.812528 Longitude: -73.251042

Employer Name/Employer Address	Graph	Count	Mean Wage	Median Wage	Lowest Wage	Highest Wage
ULC ROBOTICS INC, 88 ARKAY DRIVE, HAUPPAUGE, NY (https://www.google.com/maps/place/88%20ARKAY%20DRIVE,HAUPPAUGE,NY)	Graph	2	\$105,000.00	\$100,000.00	\$100,000.00	\$110,000.00
Totals	Graph	2	\$105,000.00	\$100,000.00	\$100,000.00	\$110,000.00

Employer Name/Worksite Address	Graph	Count	Mean Wage	Median Wage	Lowest Wage	Highest Wage
ULC ROBOTICS INC, 88 ARKAY DRIVE, HAUPPAUGE, NY (https://www.google.com/maps/place/88%20ARKAY%20DRIVE,HAUPPAUGE,NY)	Graph	2	\$105,000.00	\$100,000.00	\$100,000.00	\$110,000.00
Totals	Graph	2	\$105,000.00	\$100,000.00	\$100,000.00	\$110,000.00

Latitude: 40.812533 Longitude: -73.659719

Employer Name/Employer Address	Graph	Count	Mean Wage	Median Wage	Lowest Wage	Highest Wage
SAFAVIEH GROUP LLC, 40 HARBOR PARK DRIVE NORTH, PORT WASHINGTON, NY (https://www.google.com/maps/place/40%20HARBOR%20PARK%20DRIVE%20NORTH,PORT%20WASHINGTON,NY)	Graph	3	\$56,451.20	\$56,451.20	\$56,451.20	\$56,451.20
Totals	Graph	3	\$56,451.20	\$56,451.20	\$56,451.20	\$56,451.20

Employer Name/Worksite Address	Graph	Count	Mean Wage	Median Wage	Lowest Wage	Highest Wage
SAFAVIEH GROUP LLC, 40 HARBOR PARK DRIVE NORTH, PORT WASHINGTON, NY (https://www.google.com/maps/place/40%20HARBOR%20PARK%20DRIVE%20NORTH,PORT%20WASHINGTON,NY)	Graph	3	\$56,451.20	\$56,451.20	\$56,451.20	\$56,451.20
Totals	Graph	3	\$56,451.20	\$56,451.20	\$56,451.20	\$56,451.20

Latitude: 40.812539 Longitude: -73.18569

Employer Name/Employer Address	Graph	Count	Mean Wage	Median Wage	Lowest Wage	Highest Wage
TELEDATA COMMUNICATIONS, INC., 1377 MOTOR PARKWAY, ISLANDIA, NY (https://www.google.com/maps/place/1377%20MOTOR%20PARKWAY,ISLANDIA,NY)	Graph	4	\$73,750.00	\$65,000.00	\$65,000.00	\$100,000.00
Totals	Graph	4	\$73,750.00	\$65,000.00	\$65,000.00	\$100,000.00

Employer Name/Worksite Address	Graph	Count	Mean Wage	Median Wage	Lowest Wage	Highest Wage
TELEDATA COMMUNICATIONS, INC., 1377 MOTOR PARKWAY, ISLANDIA, NY (https://www.google.com/maps/place/1377%20MOTOR%20PARKWAY,ISLANDIA,NY)	Graph	4	\$73,750.00	\$65,000.00	\$65,000.00	\$100,000.00
Totals	Graph	4	\$73,750.00	\$65,000.00	\$65,000.00	\$100,000.00

Latitude: 40.812541 Longitude: -73.250681

Employer Name/Worksite Address	Graph	Count	Mean Wage	Median Wage	Lowest Wage	Highest Wage
MICROCHIP TECHNOLOGY INC., 80 ARKAY DR. STE 100, HAUPPAUGE, NY (https://www.google.com/maps/place/80%20ARKAY%20DR.%20STE%20100,HAUPPAUGE,NY)	Graph	1	\$90,626.00	\$90,626.00	\$90,626.00	\$90,626.00
Totals	Graph	1	\$90,626.00	\$90,626.00	\$90,626.00	\$90,626.00

Latitude: 40.812568 Longitude: -73.920279

Employer Name/Employer Address	Graph	Count	Mean Wage	Median Wage	Lowest Wage	Highest Wage

Employer Name/Employer Address	Graph	Count	Mean Wage	Median Wage	Lowest Wage	Highest Wage
THE BRONX CHARTER SCHOOL FOR CHILDREN, 388 WILLIS AVENUE, BRONX, NY (https://www.google.com/maps/place/388%20WILLIS%20AVENUE,BRONX,NY)	Graph	1	\$63,500.00	\$63,500.00	\$63,500.00	\$63,500.00
Totals	Graph	1	\$63,500.00	\$63,500.00	\$63,500.00	\$63,500.00

Employer Name/Worksite Address	Graph	Count	Mean Wage	Median Wage	Lowest Wage	Highest Wage
THE BRONX CHARTER SCHOOL FOR CHILDREN, 388 WILLIS AVENUE, BRONX, NY (https://www.google.com/maps/place/388%20WILLIS%20AVENUE,BRONX,NY)	Graph	1	\$63,500.00	\$63,500.00	\$63,500.00	\$63,500.00
Totals	Graph	1	\$63,500.00	\$63,500.00	\$63,500.00	\$63,500.00

Latitude: 40.812574 Longitude: -73.249778

Employer Name/Worksite Address	Graph	Count	Mean Wage	Median Wage	Lowest Wage	Highest Wage
LNK INTERNATIONAL, INC., 60 ARKAY DRIVE, HAUPPAUGE, NY (https://www.google.com/maps/place/60%20ARKAY%20DRIVE,HAUPPAUGE,NY)	Graph	1	\$72,000.00	\$72,000.00	\$72,000.00	\$72,000.00
Totals	Graph	1	\$72,000.00	\$72,000.00	\$72,000.00	\$72,000.00

Latitude: 40.812737 Longitude: -73.961669

Employer Name/Employer Address	Graph	Count	Mean Wage	Median Wage	Lowest Wage	Highest Wage
MANHATTAN SCHOOL OF MUSIC, 120 CLAREMONT AVENUE, NEW YORK, NY (https://www.google.com/maps/place/120%20CLAREMONT%20AVENUE,NEW%20YORK,NY)	Graph	1	\$145,600.00	\$145,600.00	\$145,600.00	\$145,600.00
Totals	Graph	1	\$145,600.00	\$145,600.00	\$145,600.00	\$145,600.00

Employer Name/Worksite Address	Graph	Count	Mean Wage	Median Wage	Lowest Wage	Highest Wage
MANHATTAN SCHOOL OF MUSIC, 120 CLAREMONT AVE, NEW YORK, NY (https://www.google.com/maps/place/120%20CLAREMONT%20AVE,NEW%20YORK,NY)	Graph	1	\$145,600.00	\$145,600.00	\$145,600.00	\$145,600.00
Totals	Graph	1	\$145,600.00	\$145,600.00	\$145,600.00	\$145,600.00

Latitude: 40.812749 Longitude: -73.65861

Employer Name/Employer Address	Graph	Count	Mean Wage	Median Wage	Lowest Wage	Highest Wage
PALM BAY INTERNATIONAL, INC., 48 HARBOR PARK DRIVE NORTH, PORT WASHINGTON, NY (https://www.google.com/maps/place/48%20HARBOR%20PARK%20DRIVE%20NORTH,PORT%20WASHINGTON,NY)	Graph	1	\$85,000.00	\$85,000.00	\$85,000.00	\$85,000.00
WANGS ALLIANCE CORPORATION, 44 HARBOR PARK DRIVE, PORT WASHINGTON, NY (https://www.google.com/maps/place/44%20HARBOR%20PARK%20DRIVE,PORT%20WASHINGTON,NY)	Graph	3	\$76,723.67	\$74,422.00	\$65,749.00	\$90,000.00
Totals	Graph	4	\$78,792.75	\$74,422.00	\$65,749.00	\$90,000.00

Employer Name/Worksite Address	Graph	Count	Mean Wage	Median Wage	Lowest Wage	Highest Wage
PALM BAY INTERNATIONAL, INC., 48 HARBOR PARK DRIVE NORTH, PORT WASHINGTON, NY (https://www.google.com/maps/place/48%20HARBOR%20PARK%20DRIVE%20NORTH,PORT%20WASHINGTON,NY)	Graph	1	\$85,000.00	\$85,000.00	\$85,000.00	\$85,000.00
WANGS ALLIANCE CORPORATION, 44 HARBOR PARK DRIVE, PORT WASHINGTON, NY (https://www.google.com/maps/place/44%20HARBOR%20PARK%20DRIVE,PORT%20WASHINGTON,NY)	Graph	3	\$76,723.67	\$74,422.00	\$65,749.00	\$90,000.00
Totals	Graph	4	\$78,792.75	\$74,422.00	\$65,749.00	\$90,000.00

Latitude: 40.81276 Longitude: -73.953465

Employer Name/Employer Address	Graph	Count	Mean Wage	Median Wage	Lowest Wage	Highest Wage
DUCE CONSTRUCTION CORPORATION, 412 WEST 127TH STREET, NEW YORK, NY (https://www.google.com/maps/place/412%20WEST%20127TH%20STREET,NEW%20YORK,NY)	Graph	2	\$66,000.00	\$60,000.00	\$60,000.00	\$72,000.00
Totals	Graph	2	\$66,000.00	\$60,000.00	\$60,000.00	\$72,000.00

Employer Name/Worksite Address	Graph	Count	Mean Wage	Median Wage	Lowest Wage	Highest Wage
DUCE CONSTRUCTION CORPORATION, 412 WEST 127TH STREET, NEW YORK, NY (https://www.google.com/maps/place/412%20WEST%20127TH%20STREET,NEW%20YORK,NY)	Graph	2	\$66,000.00	\$60,000.00	\$60,000.00	\$72,000.00
Totals	Graph	2	\$66,000.00	\$60,000.00	\$60,000.00	\$72,000.00

Latitude: 40.812783 Longitude: -73.115383

Employer Name/Worksite Address	Graph	Count	Mean Wage	Median Wage	Lowest Wage	Highest Wage
CAMP SYSTEMS INTERNATIONAL, INC., CAMP SYSTEMS INTERNATIONAL INC., RONKONKOMA, NY (https://www.google.com/maps/place/CAMP%20SYSTEMS%20INTERNATIONAL%20INC.,RONKONKOMA,NY)	Graph	1	\$75,738.93	\$75,738.93	\$75,738.93	\$75,738.
FRACTAL ANALYTICS INC, 60 ORVILLE DRIVE, RONKONKOMA, NY (https://www.google.com/maps/place/60%20ORVILLE%20DRIVE,RONKONKOMA,NY)	Graph	1	\$89,432.00	\$89,432.00	\$89,432.00	\$89,432.
CAMP SYSTEMS INTERNATIONAL, INC., CAMP SYSTEMS INTERNATIONAL, INC., RONKONKOMA, NY (https://www.google.com/maps/place/CAMP%20SYSTEMS%20INTERNATIONAL,%20INC.,RONKONKOMA,NY)	Graph	2	\$101,740.17	\$74,700.34	\$74,700.34	\$128,780
CAMP SYSTEMS INTERNATIONAL, INC., CAMP SYSTEMS INTERNATIONAL, INC, RONKONKOMA, NY (https://www.google.com/maps/place/CAMP%20SYSTEMS%20INTERNATIONAL,%20INC,RONKONKOMA,NY)	Graph	4	\$76,153.80	\$80,007.20	\$58,011.00	\$84,150.
PERFUME CENTER OF AMERICA INC., 2020 OCEAN AVENUE, RONKONKOMA, NY (https://www.google.com/maps/place/2020%20OCEAN%20AVENUE,RONKONKOMA,NY)	Graph	9	\$62,333.33	\$55,000.00	\$51,000.00	\$90,000.
Totals	Graph	17	\$72,603.91	\$74,700.34	\$51,000.00	\$128,780

Latitude: 40.812789 Longitude: -73.953535

Employer Name/Employer Address	Graph	Count	Mean Wage	Median Wage	Lowest Wage	Highest Wage
A&P PARKING CORPORATION, 418 WEST 127TH STREET, NEW YORK, NY (https://www.google.com/maps/place/418%20WEST%20127TH%20STREET,NEW%20YORK,NY)	Graph	1	\$40,000.00	\$40,000.00	\$40,000.00	\$40,000.00
Totals	Graph	1	\$40,000.00	\$40,000.00	\$40,000.00	\$40,000.00

Employer Name/Worksite Address	Graph	Count	Mean Wage	Median Wage	Lowest Wage	Highest Wage
A&P PARKING CORPORATION, 418 WEST 127TH STREET, NEW YORK, NY (https://www.google.com/maps/place/418%20WEST%20127TH%20STREET,NEW%20YORK,NY)	Graph	1	\$40,000.00	\$40,000.00	\$40,000.00	\$40,000.00
Totals	Graph	1	\$40,000.00	\$40,000.00	\$40,000.00	\$40,000.00

Latitude: 40.812797 Longitude: -73.255941

Employer Name/Employer Address	Graph	Count	Mean Wage	Median Wage	Lowest Wage	Highest Wage
CONTRACT PHARMACAL CORP., 135 ADAMS AVENUE, HAUPPAUGE, NY (https://www.google.com/maps/place/135%20ADAMS%20AVENUE,HAUPPAUGE,NY)	Graph	1	\$150,000.00	\$150,000.00	\$150,000.00	\$150,000.00
Totals	Graph	1	\$150,000.00	\$150,000.00	\$150,000.00	\$150,000.00

Employer Name/Worksite Address	Graph	Count	Mean Wage	Median Wage	Lowest Wage	Highest Wage
CONTRACT PHARMACAL CORPORATION, 135 ADAMS AVENUE, HAUPPAUGE, NY (https://www.google.com/maps/place/135%20ADAMS%20AVENUE,HAUPPAUGE,NY)	Graph	2	\$59,228.00	\$57,762.00	\$57,762.00	\$60,694.00
Totals	Graph	2	\$59,228.00	\$57,762.00	\$57,762.00	\$60,694.00

Latitude: 40.812946 Longitude: -73.953569

Employer Name/Employer Address	Graph	Count	Mean Wage	Median Wage	Lowest Wage	Highest Wage
THE GLUCK ARCHITECTURAL COLLABORATIVE, P.C., 423 W 127TH STREET, NEW YORK, NY (https://www.google.com/maps/place/423%20W%20127TH%20STREET,NEW%20YORK,NY)	Graph	1	\$50,000.00	\$50,000.00	\$50,000.00	\$50,000.00
THE GLUCK ARCHITECTURAL COLLABORATIVE, P.C., 423 WEST 127TH STREET, 6TH FLOOR, NEW YORK, NY (https://www.google.com/maps/place/423%20WEST%20127TH%20STREET,%206TH%20FLOOR,NEW%20YORK,NY)	Graph	1	\$52,000.00	\$52,000.00	\$52,000.00	\$52,000.00
Totals	Graph	2	\$51,000.00	\$50,000.00	\$50,000.00	\$52,000.00

Employer Name/Worksite Address	Graph	Count	Mean Wage	Median Wage	Lowest Wage	Highest Wage
THE GLUCK ARCHITECTURAL COLLABORATIVE, P.C., 423 W 127TH STREET, 6TH FLOOR, NEW YORK, NY (https://www.google.com/maps/place/423%20W%20127TH%20STREET,%206TH%20FLOOR,NEW%20YORK,NY)	Graph	1	\$50,000.00	\$50,000.00	\$50,000.00	\$50,000.00
THE GLUCK ARCHITECTURAL COLLABORATIVE, P.C., 423 WEST 127TH STREET, 6TH FLOOR, NEW YORK, NY (https://www.google.com/maps/place/423%20WEST%20127TH%20STREET,%206TH%20FLOOR,NEW%20YORK,NY)	Graph	1	\$52,000.00	\$52,000.00	\$52,000.00	\$52,000.00
Totals	Graph	2	\$51,000.00	\$50,000.00	\$50,000.00	\$52,000.00

Latitude: 40.812961 Longitude: -73.937376

Employer Name/Employer Address	Graph	Count	Mean Wage	Median Wage	Lowest Wage	Highest Wage
HARLEM STAR PHARMACY INC., 67 W 137TH ST FRNT 1, NEW YORK, NY (https://www.google.com/maps/place/67%20W%20137TH%20ST%20FRNT%201,NEW%20YORK,NY)	Graph	1	\$100,000.00	\$100,000.00	\$100,000.00	\$100,000.00
Totals	Graph	1	\$100,000.00	\$100,000.00	\$100,000.00	\$100,000.00

Employer Name/Worksite Address	Graph	Count	Mean Wage	Median Wage	Lowest Wage	Highest Wage
HARLEM STAR PHARMACY INC., 67 W 137TH ST FRNT 1, NEW YORK, NY (https://www.google.com/maps/place/67%20W%20137TH%20ST%20FRNT%201,NEW%20YORK,NY)	Graph	1	\$100,000.00	\$100,000.00	\$100,000.00	\$100,000.00
LENOX TERRACE PHARMACY INC, LENOX TERRACE PHARMACY INC, NEW YORK, NY (https://www.google.com/maps/place/LENOX%20TERRACE%20PHARMACY%20INC,NEW%20YORK,NY)	Graph	1	\$76,000.00	\$76,000.00	\$76,000.00	\$76,000.00
PHYSICIAN AFFILIATE GROUP OF NEW YORK, P.C., 506 LENOX HOSPITAL, NEW YORK, NY (https://www.google.com/maps/place/506%20LENOX%20HOSPITAL,NEW%20YORK,NY)	Graph	1	\$170,136.00	\$170,136.00	\$170,136.00	\$170,136.00
VIACOM INTERNATIONAL INC., 1515 BROADWAY, NEW YORK, NY (https://www.google.com/maps/place/1515%20BROADWAY,NEW%20YORK,NY)	Graph	1	\$95,285.00	\$95,285.00	\$95,285.00	\$95,285.00
PHYSICIAN AFFILIATE GROUP OF NEW YORK, P.C., 506 LENOX AVENUE, NEW YORK, NY (https://www.google.com/maps/place/506%20LENOX%20AVENUE,NEW%20YORK,NY)	Graph	2	\$151,055.00	\$148,305.00	\$148,305.00	\$153,805.00
NYCHHC - HARLEM HOSPITAL CENTER, NYCHHC - HARLEM HOSPITAL CENTER, NEW YORK, NY (https://www.google.com/maps/place/NYCHHC%20-%20HARLEM%20HOSPITAL%20CENTER,NEW%20YORK,NY)	Graph	3	\$73,189.33	\$71,724.00	\$71,724.00	\$76,120.00
Totals	Graph	9	\$107,011.00	\$95,285.00	\$71,724.00	\$170,136.00

Latitude: 40.812999 Longitude: -73.953696

Employer Name/Employer Address	Graph	Count	Mean Wage	Median Wage	Lowest Wage	Highest Wage
GAVIN BROWN'S ENTERPRISE CORP., 429 WEST 127TH STREET, NEW YORK, NY (https://www.google.com/maps/place/429%20WEST%20127TH%20STREET,NEW%20YORK,NY)	Graph	1	\$85,000.00	\$85,000.00	\$85,000.00	\$85,000.00
Totals	Graph	1	\$85,000.00	\$85,000.00	\$85,000.00	\$85,000.00

Employer Name/Worksite Address	Graph	Count	Mean Wage	Median Wage	Lowest Wage	Highest Wage
GAVIN BROWN'S ENTERPRISE CORP., 429 WEST 127TH STREET, NEW YORK, NY (https://www.google.com/maps/place/429%20WEST%20127TH%20STREET,NEW%20YORK,NY)	Graph	1	\$85,000.00	\$85,000.00	\$85,000.00	\$85,000.00
Totals	Graph	1	\$85,000.00	\$85,000.00	\$85,000.00	\$85,000.00

Latitude: 40.813121 Longitude: -73.941661

Employer Name/Employer Address	Graph	Count	Mean Wage	Median Wage	Lowest Wage	Highest Wage
LIFE PHARMA II, INC., 471 LENOX AVENUE, NEW YORK, NY (https://www.google.com/maps/place/471%20LENOX%20AVENUE,NEW%20YORK,NY)	Graph	2	\$93,600.00	\$93,600.00	\$93,600.00	\$93,600.00
Totals	Graph	2	\$93,600.00	\$93,600.00	\$93,600.00	\$93,600.00

Employer Name/Worksite Address	Graph	Count	Mean Wage	Median Wage	Lowest Wage	Highest Wage
LIFE PHARMA II, INC., 471 LENOX AVENUE, NEW YORK, NY (https://www.google.com/maps/place/471%20LENOX%20AVENUE,NEW%20YORK,NY)	Graph	2	\$93,600.00	\$93,600.00	\$93,600.00	\$93,600.00
Totals	Graph	2	\$93,600.00	\$93,600.00	\$93,600.00	\$93,600.00

Latitude: 40.813263 Longitude: -73.233071

Employer Name/Employer Address	Graph	Count	Mean Wage	Median Wage	Lowest Wage	Highest Wage
ASR INTERNATIONAL CORP., 580 OLD WILLETS PATH, HAUPPAUGE, NY (https://www.google.com/maps/place/580%20OLD%20WILLETS%20PATH,HAUPPAUGE,NY)	Graph	3	\$64,604.80	\$64,604.80	\$64,604.80	\$64,604.80
Totals	Graph	3	\$64,604.80	\$64,604.80	\$64,604.80	\$64,604.80

Employer Name/Worksite Address	Graph	Count	Mean Wage	Median Wage	Lowest Wage	Highest Wage
ASR INTERNATIONAL CORP., 580 OLD WILLETS PATH, HAUPPAUGE, NY (https://www.google.com/maps/place/580%20OLD%20WILLETS%20PATH,HAUPPAUGE,NY)	Graph	3	\$64,604.80	\$64,604.80	\$64,604.80	\$64,604.80
Totals	Graph	3	\$64,604.80	\$64,604.80	\$64,604.80	\$64,604.80

Latitude: 40.813287 Longitude: -73.895441

Employer Name/Employer Address	Graph	Count	Mean Wage	Median Wage	Lowest Wage	Highest Wage
FELIX STORCH INC., 770 GARRISON AVE., BRONX, NY (https://www.google.com/maps/place/770%20GARRISON%20AVE.,BRONX,NY)	Graph	1	\$53,100.00	\$53,100.00	\$53,100.00	\$53,100.00
Totals	Graph	1	\$53,100.00	\$53,100.00	\$53,100.00	\$53,100.00

Employer Name/Worksite Address	Graph	Count	Mean Wage	Median Wage	Lowest Wage	Highest Wage
FELIX STORCH INC., 770 GARRISON AVE., BRONX, NY (https://www.google.com/maps/place/770%20GARRISON%20AVE.,BRONX,NY)	Graph	1	\$53,100.00	\$53,100.00	\$53,100.00	\$53,100.00
Totals	Graph	1	\$53,100.00	\$53,100.00	\$53,100.00	\$53,100.00

Latitude: 40.813492 Longitude: -73.922399

Employer Name/Employer Address	Graph	Count	Mean Wage	Median Wage	Lowest Wage	Highest Wage
DIPNA RX INC., 2688 THIRD AVENUE, BRONX, NY (https://www.google.com/maps/place/2688%20THIRD%20AVENUE,BRONX,NY)	Graph	1	\$67,000.00	\$67,000.00	\$67,000.00	\$67,000.00
Totals	Graph	1	\$67,000.00	\$67,000.00	\$67,000.00	\$67,000.00

Employer Name/Worksite Address	Graph	Count	Mean Wage	Median Wage	Lowest Wage	Highest Wage
DIPNA RX INC., 2688 THIRD AVENUE, BRONX, NY (https://www.google.com/maps/place/2688%20THIRD%20AVENUE,BRONX,NY)	Graph	1	\$67,000.00	\$67,000.00	\$67,000.00	\$67,000.00

Employer Name/Worksite Address	Graph	Count	Mean Wage	Median Wage	Lowest Wage	Highest Wage
Totals	Graph	1	\$67,000.00	\$67,000.00	\$67,000.00	\$67,000.00

Latitude: 40.813584 Longitude: -73.266034

Employer Name/Employer Address	Graph	Count	Mean Wage	Median Wage	Lowest Wage	Highest Wage
A & Z PHARMACEUTICAL INC., 350 WIRELESS BOULEVARD, HAUPPAUGE, NY (https://www.google.com/maps/place/350%20WIRELESS%20BOULEVARD,HAUPPAUGE,NY)	Graph	1	\$95,125.00	\$95,125.00	\$95,125.00	\$95,125.00
AIPING PHARMACEUTICAL INC., 350 WIRELESS BOULEVARD, HAUPPAUGE, NY (https://www.google.com/maps/place/350%20WIRELESS%20BOULEVARD,HAUPPAUGE,NY)	Graph	1	\$130,000.00	\$130,000.00	\$130,000.00	\$130,000.00
A & Z PHARMACEUTICAL, INC., 350 WIRELESS BOULEVARD, HAUPPAUGE, NY (https://www.google.com/maps/place/350%20WIRELESS%20BOULEVARD,HAUPPAUGE,NY)	Graph	2	\$52,156.00	\$47,861.00	\$47,861.00	\$56,451.00
Totals	Graph	4	\$82,359.25	\$56,451.00	\$47,861.00	\$130,000.00

Employer Name/Worksite Address	Graph	Count	Mean Wage	Median Wage	Lowest Wage	Highest Wage
A & Z PHARMACEUTICAL, INC., 350 WIRELESS BOULEVARD, HAUPPAUGE, NY (https://www.google.com/maps/place/350%20WIRELESS%20BOULEVARD,HAUPPAUGE,NY)	Graph	4	\$82,359.25	\$56,451.00	\$47,861.00	\$130,000.00
Totals	Graph	4	\$82,359.25	\$56,451.00	\$47,861.00	\$130,000.00

Latitude: 40.813707 Longitude: -73.265483

Employer Name/Employer Address	Graph	Count	Mean Wage	Median Wage	Lowest Wage	Highest Wage
SPELLMAN HIGH VOLTAGE ELECTRONICS CORPORATION, 475 WIRELESS BOULEVARD, HAUPPAUGE, NY (https://www.google.com/maps/place/475%20WIRELESS%20BOULEVARD,HAUPPAUGE,NY)	Graph	1	\$120,000.00	\$120,000.00	\$120,000.00	\$120,000.00
SPELLMAN HIGH VOLTAGE ELECTRONICS CORPORATION, 475 WIRELESS BOULEVARD, HAUPPAUGE, NY (https://www.google.com/maps/place/475%20WIRELESS%20BOULEVARD,HAUPPAUGE,NY)	Graph	1	\$85,779.20	\$85,779.20	\$85,779.20	\$85,779.20
Totals	Graph	2	\$102,889.60	\$85,779.20	\$85,779.20	\$120,000.00

Employer Name/Worksite Address	Graph	Count	Mean Wage	Median Wage	Lowest Wage	Highest Wage
SPELLMAN HIGH VOLTAGE ELECTRONICS CORPORATION, 475 WIRELESS BOULEVARD, HAUPPAUGE, NY (https://www.google.com/maps/place/475%20WIRELESS%20BOULEVARD,HAUPPAUGE,NY)	Graph	2	\$102,889.60	\$85,779.20	\$85,779.20	\$120,000.00
Totals	Graph	2	\$102,889.60	\$85,779.20	\$85,779.20	\$120,000.00

Latitude: 40.813769 Longitude: -73.165173

Employer Name/Employer Address	Graph	Count	Mean Wage	Median Wage	Lowest Wage	Highest Wage
WHITSONS FOOD CORP, 1800 MOTOR PARKWAY, ISLANDIA, NY (https://www.google.com/maps/place/1800%20MOTOR%20PARKWAY,ISLANDIA,NY)	Graph	1	\$85,000.00	\$85,000.00	\$85,000.00	\$85,000.00
Totals	Graph	1	\$85,000.00	\$85,000.00	\$85,000.00	\$85,000.00

Employer Name/Worksite Address	Graph	Count	Mean Wage	Median Wage	Lowest Wage	Highest Wage
WHITSONS FOOD CORP, 1800 MOTOR PARKWAY, ISLANDIA, NY (https://www.google.com/maps/place/1800%20MOTOR%20PARKWAY,ISLANDIA,NY)	Graph	1	\$85,000.00	\$85,000.00	\$85,000.00	\$85,000.00
Totals	Graph	1	\$85,000.00	\$85,000.00	\$85,000.00	\$85,000.00

Latitude: 40.813786 Longitude: -73.960902

Employer Name/Employer Address	Graph	Count	Mean Wage	Median Wage	Lowest Wage	Highest Wage
RAYMOND HO ARCHITECT PLLC, 160 CLAREMONT AVENUE, NEW YORK, NY (https://www.google.com/maps/place/160%20CLAREMONT%20AVENUE,NEW%20YORK,NY)	Graph	1	\$37,440.00	\$37,440.00	\$37,440.00	\$37,440.00
Totals	Graph	1	\$37,440.00	\$37,440.00	\$37,440.00	\$37,440.00

Employer Name/Worksite Address	Graph	Count	Mean Wage	Median Wage	Lowest Wage	Highest Wage
RAYMOND HO ARCHITECT PLLC, 160 CLAREMONT AVENUE, NEW YORK, NY (https://www.google.com/maps/place/160%20CLAREMONT%20AVENUE,NEW%20YORK,NY)	Graph	1	\$37,440.00	\$37,440.00	\$37,440.00	\$37,440.00
Totals	Graph	1	\$37,440.00	\$37,440.00	\$37,440.00	\$37,440.00

Latitude: 40.813849 Longitude: -73.019908

Employer Name/Worksite Address	Graph	Count	Mean Wage	Median Wage	Lowest Wage	Highest Wage
MANAGEMENT HEALTH SYSTEMS, LLC, 1721 NORTH OCEAN AVENUE, MEDFORD, NY (https://www.google.com/maps/place/1721%20NORTH%20OCEAN%20AVENUE,MEDFORD,NY)	Graph	1	\$61,401.60	\$61,401.60	\$61,401.60	\$61,401.60
Totals	Graph	1	\$61,401.60	\$61,401.60	\$61,401.60	\$61,401.60

Latitude: 40.813995 Longitude: -73.66499

Employer Name/Employer Address	Graph	Count	Mean Wage	Median Wage	Lowest Wage	Highest Wage
LTS NY, INC., 99 SEAVIEW BLVD, PORT WASHINGTON, NY (https://www.google.com/maps/place/99%20SEAVIEW%20BLVD,PORT%20WASHINGTON,NY)	Graph	1	\$53,705.60	\$53,705.60	\$53,705.60	\$53,705.60
LTS NY, INC., 99 SEAVIEW BLVD, SUITE 1B, PORT WASHINGTON, NY (https://www.google.com/maps/place/99%20SEAVIEW%20BLVD,%20SUITE%201B,PORT%20WASHINGTON,NY)	Graph	1	\$65,000.00	\$65,000.00	\$65,000.00	\$65,000.00
LTS NY,INC, 99 SEAVIEW BLVD, SUITE 1B, PORT WASHINGTON, NY (https://www.google.com/maps/place/99%20SEAVIEW%20BLVD,%20SUITE%201B,PORT%20WASHINGTON,NY)	Graph	1	\$65,000.00	\$65,000.00	\$65,000.00	\$65,000.00
STUDIO HONG PHOTO INTERNATIONAL, INC, 95 SEAVIEW BLVD #103, PORT WASHINGTON, NY (https://www.google.com/maps/place/95%20SEAVIEW%20BLVD%20#103,PORT%20WASHINGTON,NY)	Graph	1	\$39,500.00	\$39,500.00	\$39,500.00	\$39,500.00
Totals	Graph	4	\$55,801.40	\$53,705.60	\$39,500.00	\$65,000.00

Employer Name/Worksite Address	Graph	Count	Mean Wage	Median Wage	Lowest Wage	Highest Wage
STUDIO HONG PHOTO INTERNATIONAL, INC, 95 SEAVIEW BLVD #103, PORT WASHINGTON, NY (https://www.google.com/maps/place/95%20SEAVIEW%20BLVD%20#103,PORT%20WASHINGTON,NY)	Graph	1	\$39,500.00	\$39,500.00	\$39,500.00	\$39,500.00
LTS NY, INC., 99 SEAVIEW BLVD, PORT WASHINGTON, NY (https://www.google.com/maps/place/99%20SEAVIEW%20BLVD,PORT%20WASHINGTON,NY)	Graph	2	\$91,852.80	\$53,705.60	\$53,705.60	\$130,000.00
LTS NY, INC., 99 SEAVIEW BLVD, SUITE 1B, PORT WASHINGTON, NY (https://www.google.com/maps/place/99%20SEAVIEW%20BLVD,%20SUITE%201B,PORT%20WASHINGTON,NY)	Graph	5	\$57,616.00	\$58,240.00	\$41,600.00	\$65,000.00
BRISTLECON INC., 99 SEAVIEW BOULEVARD, PORT WASHINGTON, NY (https://www.google.com/maps/place/99%20SEAVIEW%20BOULEVARD,PORT%20WASHINGTON,NY)	Graph	10	\$73,000.00	\$73,000.00	\$73,000.00	\$73,000.00
Totals	Graph	18	\$68,960.31	\$73,000.00	\$39,500.00	\$130,000.00

Latitude: 40.814086 Longitude: -73.945001

Employer Name/Worksite Address	Graph	Count	Mean Wage	Median Wage	Lowest Wage	Highest Wage
TRAACKR, INC., 210 W 133RD STREET, NEW YORK CITY, NY (https://www.google.com/maps/place/210%20W%20133RD%20STREET,NEW%20YORK%20CITY,NY)	Graph	1	\$50,000.00	\$50,000.00	\$50,000.00	\$50,000.00
Totals	Graph	1	\$50,000.00	\$50,000.00	\$50,000.00	\$50,000.00

Latitude: 40.814207 Longitude: -73.94495

Employer Name/Employer Address	Graph	Count	Mean Wage	Median Wage	Lowest Wage	Highest Wage
DEMOCRACY PREP CHARTER SCHOOL, 207 WEST 133RD STREET, NEW YORK, NY (https://www.google.com/maps/place/207%20WEST%20133RD%20STREET,NEW%20YORK,NY)	Graph	1	\$72,207.00	\$72,207.00	\$72,207.00	\$72,207.00
Totals	Graph	1	\$72,207.00	\$72,207.00	\$72,207.00	\$72,207.00

Employer Name/Worksite Address	Graph	Count	Mean Wage	Median Wage	Lowest Wage	Highest Wage
DEMOCRACY PREP CHARTER SCHOOL, 207 WEST 133RD STREET, NEW YORK, NY (https://www.google.com/maps/place/207%20WEST%20133RD%20STREET,NEW%20YORK,NY)	Graph	1	\$72,207.00	\$72,207.00	\$72,207.00	\$72,207.00
Totals	Graph	1	\$72,207.00	\$72,207.00	\$72,207.00	\$72,207.00

Latitude: 40.814256 Longitude: -73.894259

Employer Name/Worksite Address	Graph	Count	Mean Wage	Median Wage	Lowest Wage	Highest Wage
UNITED NATURAL FOODS INC., 1123 WORTHEN STREET, BRONX, NY (https://www.google.com/maps/place/1123%20WORTHEN%20STREET,BRONX,NY)	Graph	4	\$69,560.00	\$60,000.00	\$58,240.00	\$85,000.00
Totals	Graph	4	\$69,560.00	\$60,000.00	\$58,240.00	\$85,000.00

Latitude: 40.814353 Longitude: -73.960488

Employer Name/Worksite Address	Graph	Count	Mean Wage	Median Wage	Lowest Wage	Highest Wage
PEOPLEMOVERS.COM, INC., 192 CLAREMONT AVENUE, NEW YORK, NY (https://www.google.com/maps/place/192%20CLAREMONT%20AVENUE,NEW%20YORK,NY)	Graph	1	\$65,000.00	\$65,000.00	\$65,000.00	\$65,000.00
Totals	Graph	1	\$65,000.00	\$65,000.00	\$65,000.00	\$65,000.00

Latitude: 40.814443 Longitude: -73.661573

Employer Name/Employer Address	Graph	Count	Mean Wage	Median Wage	Lowest Wage	Highest Wage
KISS NAIL PRODUCTS, INC., 57 SEAVIEW BLVD, PORT WASHINGTON, NY (https://www.google.com/maps/place/57%20SEAVIEW%20BLVD,PORT%20WASHINGTON,NY)	Graph	1	\$64,605.00	\$64,605.00	\$64,605.00	\$64,605.00
IVY ENTERPRISES INC., 57 SEAVIEW BLVD, PORT WASHINGTON, NY (https://www.google.com/maps/place/57%20SEAVIEW%20BLVD,PORT%20WASHINGTON,NY)	Graph	2	\$61,484.80	\$61,484.80	\$61,484.80	\$61,484.80
KISS NAIL PRODUCTS INC., 57 SEAVIEW BLVD, PORT WASHINGTON, NY (https://www.google.com/maps/place/57%20SEAVIEW%20BLVD,PORT%20WASHINGTON,NY)	Graph	2	\$66,487.20	\$49,982.40	\$49,982.40	\$82,992.00
KISS NAIL PRODUCTS, INC., 57 SEAVIEW BLVD., PORT WASHINGTON, NY (https://www.google.com/maps/place/57%20SEAVIEW%20BLVD.,PORT%20WASHINGTON,NY)	Graph	5	\$62,342.80	\$64,605.00	\$37,461.00	\$78,949.00
Totals	Graph	10	\$63,226.30	\$61,484.80	\$37,461.00	\$82,992.00

Employer Name/Worksite Address	Graph	Count	Mean Wage	Median Wage	Lowest Wage	Highest Wage
KISS NAIL PRODUCTS, INC., 57 SEAVIEW BLVD, PORT WASHINGTON, NY (https://www.google.com/maps/place/57%20SEAVIEW%20BLVD,PORT%20WASHINGTON,NY)	Graph	5	\$64,109.80	\$61,484.80	\$49,982.40	\$82,992.00
KISS NAIL PRODUCTS, INC., 57 SEAVIEW BLVD., PORT WASHINGTON, NY (https://www.google.com/maps/place/57%20SEAVIEW%20BLVD.,PORT%20WASHINGTON,NY)	Graph	5	\$62,342.80	\$64,605.00	\$37,461.00	\$78,949.00
Totals	Graph	10	\$63,226.30	\$61,484.80	\$37,461.00	\$82,992.00

Latitude: 40.81451 Longitude: -73.66111

Employer Name/Employer Address	Graph	Count	Mean Wage	Median Wage	Lowest Wage	Highest Wage
--------------------------------	-------	-------	-----------	-------------	-------------	--------------

Employer Name/Employer Address	Graph	Count	Mean Wage	Median Wage	Lowest Wage	Highest Wage
KIM & BAE TRADING, 45 SEAVIEW BLVD, PORT WASHINGTON, NY (https://www.google.com/maps/place/45%20SEAVIEW%20BLVD,PORT%20WASHINGTON,NY)	Graph	1	\$30,000.00	\$30,000.00	\$30,000.00	\$30,000.00
Totals	Graph	1	\$30,000.00	\$30,000.00	\$30,000.00	\$30,000.00

Employer Name/Worksite Address	Graph	Count	Mean Wage	Median Wage	Lowest Wage	Highest Wage
KIM & BAE TRADING, 45 SEAVIEW BLVD, PORT WASHINGTON, NY (https://www.google.com/maps/place/45%20SEAVIEW%20BLVD,PORT%20WASHINGTON,NY)	Graph	1	\$30,000.00	\$30,000.00	\$30,000.00	\$30,000.00
Totals	Graph	1	\$30,000.00	\$30,000.00	\$30,000.00	\$30,000.00

Latitude: 40.814621 Longitude: -73.247219

Employer Name/Employer Address	Graph	Count	Mean Wage	Median Wage	Lowest Wage	Highest Wage
ABM WIRELESS INC., 205 MARCUS BLVD., HAUPPAUGE, NY (https://www.google.com/maps/place/205%20MARCUS%20BLVD.,HAUPPAUGE,NY)	Graph	1	\$120,000.00	\$120,000.00	\$120,000.00	\$120,000.00
Totals	Graph	1	\$120,000.00	\$120,000.00	\$120,000.00	\$120,000.00

Employer Name/Worksite Address	Graph	Count	Mean Wage	Median Wage	Lowest Wage	Highest Wage
ABM WIRELESS INC., 205 MARCUS BLVD, HAUPPAUGE, NY (https://www.google.com/maps/place/205%20MARCUS%20BLVD,HAUPPAUGE,NY)	Graph	1	\$120,000.00	\$120,000.00	\$120,000.00	\$120,000.00
Totals	Graph	1	\$120,000.00	\$120,000.00	\$120,000.00	\$120,000.00

Latitude: 40.814625 Longitude: -73.606891

Employer Name/Worksite Address	Graph	Count	Mean Wage	Median Wage
INTERNATIONAL CONSULTING NETWORK, INC., LONG ISLAND UNIVERSITY POST COLLEGE OF MANAGEMENT, BROOKVILLE, NY (https://www.google.com/maps/place/LONG%20ISLAND%20UNIVERSITY%20POST%20COLLEGE%20OF%20MANAGEMENT,BROOKVILLE,NY)	Graph	1	\$45,000.00	\$45,000.00
Totals	Graph	1	\$45,000.00	\$45,000.00

Latitude: 40.814713 Longitude: -73.90859

Employer Name/Worksite Address	Graph	Count	Mean Wage	Median Wage	Lowest Wage	Highest Wage
DAVITA, INC., 3525 WHITE PLAINS ROAD, BRONX, NY (https://www.google.com/maps/place/3525%20WHITE%20PLAINS%20ROAD,BRONX,NY)	Graph	2	\$95,000.00	\$90,000.00	\$90,000.00	\$100,000.00
Totals	Graph	2	\$95,000.00	\$90,000.00	\$90,000.00	\$100,000.00

Latitude: 40.814809 Longitude: -73.656544

Employer Name/Employer Address	Graph	Count	Mean Wage	Median Wage	Lowest Wage	Highest Wage
IVY ENTERPRISES, INC., 3 SEAVIEW BLVD., PORT WASHINGTON, NY (https://www.google.com/maps/place/3%20SEAVIEW%20%20BLVD.,PORT%20WASHINGTON,NY)	Graph	1	\$48,900.80	\$48,900.80	\$48,900.80	\$48,900.80
IVY ENTERPRISES, INC., 3 SEAVIEW BLVD., PORT WASHINGTON, NY (https://www.google.com/maps/place/3%20SEAVIEW%20BLVD.,PORT%20WASHINGTON,NY)	Graph	1	\$52,998.00	\$52,998.00	\$52,998.00	\$52,998.00
IVY ENTERPRISES INC., 3 SEAVIEW BLVD, PORT WASHINGTON, NY (https://www.google.com/maps/place/3%20SEAVIEW%20BLVD,PORT%20WASHINGTON,NY)	Graph	2	\$61,235.20	\$60,985.60	\$60,985.60	\$61,484.80
Totals	Graph	4	\$56,092.30	\$52,998.00	\$48,900.80	\$61,484.80

Employer Name/Worksite Address	Graph	Count	Mean Wage	Median Wage	Lowest Wage	Highest Wage
IVY ENTERPRISES INC., 3 SEAVIEW BLVD, PORT WASHINGTON, NY (https://www.google.com/maps/place/3%20SEAVIEW%20BLVD,PORT%20WASHINGTON,NY)	Graph	2	\$61,235.20	\$60,985.60	\$60,985.60	\$61,484.80
IVY ENTERPRISES, INC., 3 SEAVIEW BLVD., PORT WASHINGTON, NY (https://www.google.com/maps/place/3%20SEAVIEW%20BLVD.,PORT%20WASHINGTON,NY)	Graph	2	\$50,949.40	\$48,900.80	\$48,900.80	\$52,998.00
Totals	Graph	4	\$56,092.30	\$52,998.00	\$48,900.80	\$61,484.80

Latitude: 40.81483 Longitude: -73.940247

Employer Name/Employer Address	Graph	Count	Mean Wage	Median Wage	Lowest Wage	Highest Wage
NYC-HHC, HARLEM HOSPITAL CENTER, 506 LENOX AVENUE, NEW YORK, NY (https://www.google.com/maps/place/506%20LENOX%20AVENUE,NEW%20YORK,NY)	Graph	2	\$69,323.00	\$69,323.00	\$69,323.00	\$69,323.00
NYCHHC - HARLEM HOSPITAL CENTER, 506 LENOX AVENUE, NEW YORK, NY (https://www.google.com/maps/place/506%20LENOX%20AVENUE,NEW%20YORK,NY)	Graph	3	\$73,189.33	\$71,724.00	\$71,724.00	\$76,120.00
Totals	Graph	5	\$71,642.80	\$71,724.00	\$69,323.00	\$76,120.00

Employer Name/Worksite Address	Graph	Count	Mean Wage	Median Wage	Lowest Wage	Highest Wage
PHYSICIAN AFFILIATE GROUP OF NEW YORK, P.C., 506 LENOX AVE, NEW YORK, NY (https://www.google.com/maps/place/506%20LENOX%20AVE,NEW%20YORK,NY)	Graph	1	\$185,000.00	\$185,000.00	\$185,000.00	\$185,000.00
PHYSICIAN AFFILIATE GROUP OF NEW YORK, PC, 506 LENOX AVENUE, NEW YORK, NY (https://www.google.com/maps/place/506%20LENOX%20AVENUE,NEW%20YORK,NY)	Graph	5	\$146,462.39	\$158,665.94	\$69,323.00	\$225,000.00
Totals	Graph	6	\$152,885.32	\$158,665.94	\$69,323.00	\$225,000.00

Latitude: 40.815136 Longitude: -73.47264

Employer Name/Employer Address	Graph	Count	Mean Wage	Median Wage	Lowest Wage	Highest Wage
THERAPISTS 2 GO OCCUPATIONAL PHYSICAL & SPEECH LANGUAGE PATHOLOGIST S, 6800 JERICHO TURNPIKE, SYOSSET, NY (https://www.google.com/maps/place/6800%20JERICHO%20TURNPIKE,SYOSSET,NY)	Graph	1	\$87,859.20	\$87,859.20	\$87,859.20	\$87,859.20
Totals	Graph	1	\$87,859.20	\$87,859.20	\$87,859.20	\$87,859.20

Employer Name/Worksite Address	Graph	Count	Mean Wage	Median Wage	Lowest Wage	Highest Wage
THERAPISTS 2 GO OCCUPATIONAL PHYSICAL & SPEECH LANGUAGE PATHOLOGIST S, 6800 JERICHO TURNPIKE, SYOSSET, NY (https://www.google.com/maps/place/6800%20JERICHO%20TURNPIKE,SYOSSET,NY)	Graph	1	\$87,859.20	\$87,859.20	\$87,859.20	\$87,859.20
Totals	Graph	1	\$87,859.20	\$87,859.20	\$87,859.20	\$87,859.20

Latitude: 40.815262 Longitude: -73.947367

Employer Name/Employer Address	Graph	Count	Mean Wage	Median Wage	Lowest Wage	Highest Wage
NORWOOD PHARMACY, LLC, 2490 FREDERICK DOUGLASS BLVD, NEW YORK, NY (https://www.google.com/maps/place/2490%20FREDERICK%20DOUGLASS%20BLVD,NEW%20YORK,NY)	Graph	1	\$72,300.80	\$72,300.80	\$72,300.80	\$72,300.80
Totals	Graph	1	\$72,300.80	\$72,300.80	\$72,300.80	\$72,300.80

Employer Name/Worksite Address	Graph	Count	Mean Wage	Median Wage	Lowest Wage	Highest Wage
NORWOOD PHARMACY, LLC, 2490 FREDERICK DOUGLASS BLVD, NEW YORK, NY (https://www.google.com/maps/place/2490%20FREDERICK%20DOUGLASS%20BLVD,NEW%20YORK,NY)	Graph	1	\$72,300.80	\$72,300.80	\$72,300.80	\$72,300.80
Totals	Graph	1	\$72,300.80	\$72,300.80	\$72,300.80	\$72,300.80

Latitude: 40.815359 Longitude: -73.885682

Employer Name/Employer Address	Graph	Count	Mean Wage	Median Wage	Lowest Wage	Highest Wage
HYDE LEADERSHIP CHARTER SCHOOL, 730 BRYANT AVENUE, BRONX, NY (https://www.google.com/maps/place/730%20BRYANT%20AVENUE,BRONX,NY)	Graph	1	\$61,000.00	\$61,000.00	\$61,000.00	\$61,000.00
Totals	Graph	1	\$61,000.00	\$61,000.00	\$61,000.00	\$61,000.00

Employer Name/Worksite Address	Graph	Count	Mean Wage	Median Wage	Lowest Wage	Highest Wage
HYDE LEADERSHIP CHARTER SCHOOL, 730 BRYANT AVENUE, BRONX, NY (https://www.google.com/maps/place/730%20BRYANT%20AVENUE,BRONX,NY)	Graph	1	\$61,000.00	\$61,000.00	\$61,000.00	\$61,000.00
Totals	Graph	1	\$61,000.00	\$61,000.00	\$61,000.00	\$61,000.00

Latitude: 40.815578 Longitude: -73.924771

Employer Name/Employer Address	Graph	Count	Mean Wage	Median Wage	Lowest Wage	Highest Wage
786 PARKING CORP, 250 EAST 144TH STREET, BRONX, NY (https://www.google.com/maps/place/250%20EAST%20144TH%20STREET,BRONX,NY)	Graph	2	\$37,500.00	\$35,000.00	\$35,000.00	\$40,000.00
Totals	Graph	2	\$37,500.00	\$35,000.00	\$35,000.00	\$40,000.00

Employer Name/Worksite Address	Graph	Count	Mean Wage	Median Wage	Lowest Wage	Highest Wage
786 PARKING CORP, 250 EAST 144TH STREET, NEW YORK, NY (https://www.google.com/maps/place/250%20EAST%20144TH%20STREET,NEW%20YORK,NY)	Graph	2	\$37,500.00	\$35,000.00	\$35,000.00	\$40,000.00
Totals	Graph	2	\$37,500.00	\$35,000.00	\$35,000.00	\$40,000.00

Latitude: 40.815633 Longitude: -73.952831

Employer Name/Employer Address	Graph	Count	Mean Wage	Median Wage	Lowest Wage	Highest Wage
NEW YORK STRUCTURAL BIOLOGY CENTER, 89 CONVENT AVENUE, NEW YORK, NY (https://www.google.com/maps/place/89%20CONVENT%20AVENUE,NEW%20YORK,NY)	Graph	2	\$76,003.00	\$76,003.00	\$76,003.00	\$76,003.00
Totals	Graph	2	\$76,003.00	\$76,003.00	\$76,003.00	\$76,003.00

Employer Name/Worksite Address	Graph	Count	Mean Wage	Median Wage	Lowest Wage	Highest Wage
NEW YORK STRUCTURAL BIOLOGY CENTER, 89 CONVENT AVENUE, NEW YORK, NY (https://www.google.com/maps/place/89%20CONVENT%20AVENUE,NEW%20YORK,NY)	Graph	2	\$76,003.00	\$76,003.00	\$76,003.00	\$76,003.00
Totals	Graph	2	\$76,003.00	\$76,003.00	\$76,003.00	\$76,003.00

Latitude: 40.815682 Longitude: -73.234643

Employer Name/Employer Address	Graph	Count	Mean Wage	Median Wage	Lowest Wage	Highest Wage
INVAGEN PHARMACEUTICALS, INC., 7 OSER AVE., HAUPPAUGE, NY (https://www.google.com/maps/place/7%20OSER%20AVE.,HAUPPAUGE,NY)	Graph	11	\$75,690.64	\$56,650.00	\$47,861.00	\$164,800.00
BACTOLAC PHARMACEUTICAL INC., 7 OSER AVENUE, HAUPPAUGE, NY (https://www.google.com/maps/place/7%20OSER%20AVENUE,HAUPPAUGE,NY)	Graph	16	\$71,650.45	\$58,800.00	\$48,000.00	\$150,000.00
Totals	Graph	27	\$73,296.45	\$58,800.00	\$47,861.00	\$164,800.00

Employer Name/Worksite Address	Graph	Count	Mean Wage	Median Wage	Lowest Wage	Highest Wage
--------------------------------	-------	-------	-----------	-------------	-------------	--------------

Employer Name/Worksite Address	Graph	Count	Mean Wage	Median Wage	Lowest Wage	Highest Wage
CIPLA USA, INC., 7 OSER AVE, HAUPPAUGE, NY (https://www.google.com/maps/place/7%20OSER%20AVE,HAUPPAUGE,NY)	Graph	1	\$128,000.00	\$128,000.00	\$128,000.00	\$128,000.00
INVAGEN PHARMACEUTICALS, INC., 7 OSER AVE., HAUPPAUGE, NY (https://www.google.com/maps/place/7%20OSER%20AVE.,HAUPPAUGE,NY)	Graph	10	\$75,147.90	\$55,000.00	\$47,861.00	\$164,800.00
BACTOLAC PHARMACEUTICAL INC., 7 OSER AVENUE, HAUPPAUGE, NY (https://www.google.com/maps/place/7%20OSER%20AVENUE,HAUPPAUGE,NY)	Graph	18	\$69,755.96	\$58,500.00	\$48,000.00	\$150,000.00
Totals	Graph	29	\$73,623.66	\$58,500.00	\$47,861.00	\$164,800.00

Latitude: 40.815876 Longitude: -73.237623

Employer Name/Employer Address	Graph	Count	Mean Wage	Median Wage	Lowest Wage	Highest Wage
GLOBECOMM SYSTEMS INC., 45 OSER AVENUE, HAUPPAUGE, NY (https://www.google.com/maps/place/45%20OSER%20AVENUE,HAUPPAUGE,NY)	Graph	1	\$77,000.00	\$77,000.00	\$77,000.00	\$77,000.00
GLOBECOMM SYSTEMS, INC., 45 OSER AVENUE, HAUPPAUGE, NY (https://www.google.com/maps/place/45%20OSER%20AVENUE,HAUPPAUGE,NY)	Graph	1	\$100,000.00	\$100,000.00	\$100,000.00	\$100,000.00
Totals	Graph	2	\$88,500.00	\$77,000.00	\$77,000.00	\$100,000.00

Employer Name/Worksite Address	Graph	Count	Mean Wage	Median Wage	Lowest Wage	Highest Wage
GLOBECOMM SYSTEMS INC., 45 OSER AVENUE, HAUPPAUGE, NY (https://www.google.com/maps/place/45%20OSER%20AVENUE,HAUPPAUGE,NY)	Graph	2	\$88,500.00	\$77,000.00	\$77,000.00	\$100,000.00
Totals	Graph	2	\$88,500.00	\$77,000.00	\$77,000.00	\$100,000.00

Latitude: 40.815905 Longitude: -73.917094

Employer Name/Worksite Address	Graph	Count	Mean Wage	Median Wage	Lowest Wage	Highest Wage
DAVITA, INC., 459 EAST 149TH STREET, BRONX, NY (https://www.google.com/maps/place/459%20EAST%20149TH%20STREET,BRONX,NY)	Graph	1	\$90,000.00	\$90,000.00	\$90,000.00	\$90,000.00
Totals	Graph	1	\$90,000.00	\$90,000.00	\$90,000.00	\$90,000.00

Latitude: 40.816182 Longitude: -73.95801

Employer Name/Worksite Address	Graph	Count	Mean Wage	Median Wage	Lowest Wage	Highest Wage
COLUMBIA UNIVERSITY, 3227 BROADWAY, NEW YORK, NY (https://www.google.com/maps/place/3227%20BROADWAY,NEW%20YORK,NY)	Graph	3	\$89,019.67	\$76,385.00	\$60,674.00	\$130,000.00
Totals	Graph	3	\$89,019.67	\$76,385.00	\$60,674.00	\$130,000.00

Latitude: 40.81649 Longitude: -73.257837

Employer Name/Employer Address	Graph	Count	Mean Wage	Median Wage	Lowest Wage	Highest Wage
MTC INDUSTRIES, INC, 255 OSER AVE, HAUPPAUGE, NY (https://www.google.com/maps/place/255%20OSER%20AVE,HAUPPAUGE,NY)	Graph	2	\$60,320.00	\$52,000.00	\$52,000.00	\$68,640.00
Totals	Graph	2	\$60,320.00	\$52,000.00	\$52,000.00	\$68,640.00

Employer Name/Worksite Address	Graph	Count	Mean Wage	Median Wage	Lowest Wage	Highest Wage
MTC INDUSTRIES, INC, 255 OSER AVE, HAUPPAUGE, NY (https://www.google.com/maps/place/255%20OSER%20AVE,HAUPPAUGE,NY)	Graph	2	\$60,320.00	\$52,000.00	\$52,000.00	\$68,640.00
Totals	Graph	2	\$60,320.00	\$52,000.00	\$52,000.00	\$68,640.00

Latitude: 40.816661 Longitude: -73.261934

Employer Name/Employer Address	Graph	Count	Mean Wage	Median Wage	Lowest Wage	Highest Wage
ALPHAMED BOTTLES INC., 360 OSER AVENUE, HAUPPAUGE, NY (https://www.google.com/maps/place/360%20OSER%20AVENUE,HAUPPAUGE,NY)	Graph	3	\$68,383.33	\$58,750.00	\$53,750.00	\$92,650.00
Totals	Graph	3	\$68,383.33	\$58,750.00	\$53,750.00	\$92,650.00

Employer Name/Worksite Address	Graph	Count	Mean Wage	Median Wage	Lowest Wage	Highest Wage
ALPHAMED BOTTLES INC., 360 OSER AVENUE, HAUPPAUGE, NY (https://www.google.com/maps/place/360%20OSER%20AVENUE,HAUPPAUGE,NY)	Graph	3	\$68,383.33	\$58,750.00	\$53,750.00	\$92,650.00
Totals	Graph	3	\$68,383.33	\$58,750.00	\$53,750.00	\$92,650.00

Latitude: 40.816666 Longitude: -73.262864

Employer Name/Employer Address	Graph	Count	Mean Wage	Median Wage	Lowest Wage	Highest Wage
FLEXIBLE BUSINESS SYSTEMS INC, 380 OSER AVENUE, HAUPPAUGE, NY (https://www.google.com/maps/place/380%20OSER%20AVENUE,HAUPPAUGE,NY)	Graph	1	\$48,000.00	\$48,000.00	\$48,000.00	\$48,000.00
Totals	Graph	1	\$48,000.00	\$48,000.00	\$48,000.00	\$48,000.00

Employer Name/Worksite Address	Graph	Count	Mean Wage	Median Wage	Lowest Wage	Highest Wage
FLEXIBLE BUSINESS SYSTEMS INC, 380 OSER AVENUE, HAUPPAUGE, NY (https://www.google.com/maps/place/380%20OSER%20AVENUE,HAUPPAUGE,NY)	Graph	1	\$48,000.00	\$48,000.00	\$48,000.00	\$48,000.00
Totals	Graph	1	\$48,000.00	\$48,000.00	\$48,000.00	\$48,000.00

Latitude: 40.816744 Longitude: -73.92001

Employer Name/Employer Address	Graph	Count	Mean Wage	Median Wage	Lowest Wage	Highest Wage
PHARMORE RX, INC., 337 E. 149TH ST., BRONX, NY (https://www.google.com/maps/place/337%20E.%20149TH%20ST.,BRONX,NY)	Graph	1	\$104,000.00	\$104,000.00	\$104,000.00	\$104,000.00
Totals	Graph	1	\$104,000.00	\$104,000.00	\$104,000.00	\$104,000.00

Employer Name/Worksite Address	Graph	Count	Mean Wage	Median Wage	Lowest Wage	Highest Wage
PHARMORE RX, INC., 337 E. 149TH ST., BRONX, NY (https://www.google.com/maps/place/337%20E.%20149TH%20ST.,BRONX,NY)	Graph	1	\$104,000.00	\$104,000.00	\$104,000.00	\$104,000.00
Totals	Graph	1	\$104,000.00	\$104,000.00	\$104,000.00	\$104,000.00

Latitude: 40.816751 Longitude: -73.920561

Employer Name/Employer Address	Graph	Count	Mean Wage	Median Wage	Lowest Wage	Highest Wage
OZ PHARMA, INC, 322 E 149 STREET, BRONX, NY (https://www.google.com/maps/place/322%20E%20149%20STREET,BRONX,NY)	Graph	1	\$52,000.00	\$52,000.00	\$52,000.00	\$52,000.00
Totals	Graph	1	\$52,000.00	\$52,000.00	\$52,000.00	\$52,000.00

Employer Name/Worksite Address	Graph	Count	Mean Wage	Median Wage	Lowest Wage	Highest Wage
OZ PHARMA, INC, 322 E 149 STREET, BRONX, NY (https://www.google.com/maps/place/322%20E%20149%20STREET,BRONX,NY)	Graph	1	\$52,000.00	\$52,000.00	\$52,000.00	\$52,000.00

Employer Name/Worksite Address	Graph	Count	Mean Wage	Median Wage	Lowest Wage	Highest Wage
Totals	Graph	1	\$52,000.00	\$52,000.00	\$52,000.00	\$52,000.00

Latitude: 40.816802 Longitude: -73.864961

Employer Name/Worksite Address	Graph	Count	Mean Wage	Median Wage	Lowest Wage	Highest Wage
RANDALL PHARMACY INC, 1753 RANDALL AVENUE, BRONX, NY (https://www.google.com/maps/place/1753%20RANDALL%20AVENUE,BRONX,NY)	Graph	2	\$64,812.80	\$64,812.80	\$64,812.80	\$64,812.80
Totals	Graph	2	\$64,812.80	\$64,812.80	\$64,812.80	\$64,812.80

Employer Name/Worksite Address	Graph	Count	Mean Wage	Median Wage	Lowest Wage	Highest Wage
RANDALL PHARMACY INC, 1753 RANDALL AVENUE, BRONX, NY (https://www.google.com/maps/place/1753%20RANDALL%20AVENUE,BRONX,NY)	Graph	1	\$64,812.80	\$64,812.80	\$64,812.80	\$64,812.80
Totals	Graph	1	\$64,812.80	\$64,812.80	\$64,812.80	\$64,812.80

Latitude: 40.816811 Longitude: -73.864901

Employer Name/Worksite Address	Graph	Count	Mean Wage	Median Wage	Lowest Wage	Highest Wage
RANDALL PHARMACY INC, 1763 RANDALL AVENUE, BRONX, NY (https://www.google.com/maps/place/1763%20RANDALL%20AVENUE,BRONX,NY)	Graph	1	\$64,812.80	\$64,812.80	\$64,812.80	\$64,812.80
Totals	Graph	1	\$64,812.80	\$64,812.80	\$64,812.80	\$64,812.80

Employer Name/Worksite Address	Graph	Count	Mean Wage	Median Wage	Lowest Wage	Highest Wage
RANDALL PHARMACY INC, 1763 RANDALL AVENUE, BRONX, NY (https://www.google.com/maps/place/1763%20RANDALL%20AVENUE,BRONX,NY)	Graph	2	\$64,812.80	\$64,812.80	\$64,812.80	\$64,812.80
Totals	Graph	2	\$64,812.80	\$64,812.80	\$64,812.80	\$64,812.80

Latitude: 40.817256 Longitude: -73.470049

Employer Name/Worksite Address	Graph	Count	Mean Wage	Median Wage	L
COLD SPRING HARBOR LABORATORY, GENOME CENTER, WOODBURY, NY (https://www.google.com/maps/place/GENOME%20CENTER,WOODBURY,NY)	Graph	1	\$53,971.00	\$53,971.00	\$5
IDRIL SERVICES CORPORATION, ARIZONA BEVERAGES USA, WOODBUY, NY (https://www.google.com/maps/place/ARIZONA%20BEVERAGES%20USA,WOODBURY,NY)	Graph	1	\$58,750.00	\$58,750.00	\$5
MOURI TECH LLC, ARIZONA BEVERAGES, WOODBURY, NY (https://www.google.com/maps/place/ARIZONA%20BEVERAGES,WOODBURY,NY)	Graph	1	\$63,000.00	\$63,000.00	\$6
OPERA TECHNOLOGIES, INC., ALTICE USA, WOODBURY, NY (https://www.google.com/maps/place/ALTICE%20USA,WOODBURY,NY)	Graph	1	\$79,000.00	\$79,000.00	\$7
PEGAFRAME INFOTECH INC, 1 ARIZONA PLAZA, WOODBURY, NY (https://www.google.com/maps/place/1%20ARIZONA%20PLAZA,WOODBURY,NY)	Graph	1	\$72,821.00	\$72,821.00	\$7
UNIVERSAL BUSINESS CONSULTING, INC., ONE ARIZONA PLAZA, 60 CROSSWAYS PARK DRIVE, WOODBURY, NY (https://www.google.com/maps/place/ONE%20ARIZONA%20PLAZA,%2060%20CROSSWAYS%20PARK%20DRIVE,WOODBURY,NY)	Graph	2	\$62,144.00	\$57,000.00	\$5
IBM INDIA PRIVATE LIMITED, ONE ARIZONA PLAZA 60 CROSSWAYS PARK DRIVE, WOODBURY, NY (https://www.google.com/maps/place/ONE%20ARIZONA%20PLAZA%2060%20CROSSWAYS%20PARK%20DRIVE,WOODBURY,NY)	Graph	5	\$88,589.20	\$90,286.00	\$8
BILINGUALS INC., 70-00 AUSTIN ST, STE 2, FOREST HILLS, NY (https://www.google.com/maps/place/70-00%20AUSTIN%20ST,%20STE%202,FOREST%20HILLS,NY)	Graph	187	\$60,402.80	\$58,386.00	\$5
Totals	Graph	199	\$61,256.78	\$58,386.00	\$5

Latitude: 40.817583 Longitude: -73.923779

Employer Name/Employer Address	Graph	Count	Mean Wage	Median Wage	Lowest Wage	Highest Wage
NYC-HHC, LINCOLN MEDICAL CENTER, 234 EAST 149TH STREET, BRONX, NY (https://www.google.com/maps/place/234%20EAST%20149TH%20STREET,BRONX,NY)	Graph	1	\$69,323.00	\$69,323.00	\$69,323.00	\$69,323.00
NYCHHC-LINCOLN MEDICAL AND MENTAL HEALTH CENTER, 234 EAST 149TH STREET, BRONX, NY (https://www.google.com/maps/place/234%20EAST%20149TH%20STREET,BRONX,NY)	Graph	1	\$69,323.00	\$69,323.00	\$69,323.00	\$69,323.00
NYC-HHC LINCOLN MEDICAL AND MENTAL HEALTH CENTER, 234 EAST 149TH STREET, BRONX, NY (https://www.google.com/maps/place/234%20EAST%20149TH%20STREET,BRONX,NY)	Graph	2	\$62,350.00	\$62,350.00	\$62,350.00	\$62,350.00
NYCHHC - LINCOLN MEDICAL AND MENTAL HEALTH CENTER, 234 EAST 149TH STREET, BRONX, NY (https://www.google.com/maps/place/234%20EAST%20149TH%20STREET,BRONX,NY)	Graph	3	\$70,923.67	\$71,724.00	\$69,323.00	\$71,724.00
Totals	Graph	7	\$68,016.71	\$69,323.00	\$62,350.00	\$71,724.00

Employer Name/Worksite Address	Graph	Count	Mean Wage	Median Wage	Lowest Wage	Highest Wage
NYC-HHC LINCOLN MEDICAL AND MENTAL HEALTH CENTER, 234 EAST 149TH STREET, BRONX, NY (https://www.google.com/maps/place/234%20EAST%20149TH%20STREET,BRONX,NY)	Graph	6	\$131,285.17	\$150,000.00	\$62,350.00	\$196,950.00
Totals	Graph	6	\$131,285.17	\$150,000.00	\$62,350.00	\$196,950.00

Latitude: 40.817868 Longitude: -73.547781

Employer Name/Employer Address	Graph	Count	Mean Wage	Median Wage	Lowest Wage	Highest Wage
LUTHERAN HIGH SCHOOL ASSOCIATION OF NASSAU AND SUFFOLK COUNTY, 131 BROOKVILLE ROAD, BROOKVILLE, NY (https://www.google.com/maps/place/131%20BROOKVILLE%20ROAD,BROOKVILLE,NY)	Graph	2	\$42,000.00	\$41,500.00	\$41,500.00	\$42,500.00
Totals	Graph	2	\$42,000.00	\$41,500.00	\$41,500.00	\$42,500.00

Employer Name/Worksite Address	Graph	Count	Mean Wage	Median Wage	Lowest Wage	Highest Wage
LUTHERAN HIGH SCHOOL ASSOCIATION OF NASSAU AND SUFFOLK COUNTY, 131 BROOKVILLE ROAD, BROOKVILLE, NY (https://www.google.com/maps/place/131%20BROOKVILLE%20ROAD,BROOKVILLE,NY)	Graph	2	\$42,000.00	\$41,500.00	\$41,500.00	\$42,500.00
Totals	Graph	2	\$42,000.00	\$41,500.00	\$41,500.00	\$42,500.00

Latitude: 40.818028 Longitude: -73.95169

Employer Name/Employer Address	Graph	Count	Mean Wage	Median Wage	Lowest Wage	Highest Wage
FLORENT AI, INC., 160 CONVENT AVENUE, NEW YORK, NY (https://www.google.com/maps/place/160%20CONVENT%20AVENUE,NEW%20YORK,NY)	Graph	1	\$70,000.00	\$70,000.00	\$70,000.00	\$70,000.00
THE CITY COLLEGE OF NEW YORK, 160 CONVENT AVENUE, NEWYORK, NY (https://www.google.com/maps/place/160%20CONVENT%20AVENUE,NEWYORK,NY)	Graph	3	\$79,077.33	\$90,149.00	\$54,228.00	\$92,855.00
THE CITY COLLEGE OF NEW YORK, 160 CONVENT AVENUE, NEW YORK, NY (https://www.google.com/maps/place/160%20CONVENT%20AVENUE,NEW%20YORK,NY)	Graph	6	\$95,830.00	\$90,149.00	\$66,849.00	\$132,499.00
Totals	Graph	10	\$88,221.20	\$90,149.00	\$54,228.00	\$132,499.00

Employer Name/Worksite Address	Graph	Count	Mean Wage	Median Wage	Lowest Wage	Highest Wage
ST. BARNABAS HOSPITAL, 160 CONVENT AVENUE, NEW YORK, NY (https://www.google.com/maps/place/160%20CONVENT%20AVENUE,NEW%20YORK,NY)	Graph	1	\$70,000.00	\$70,000.00	\$70,000.00	\$70,000.00
Totals	Graph	1	\$70,000.00	\$70,000.00	\$70,000.00	\$70,000.00

Latitude: 40.818084 Longitude: -73.213206

Employer Name/Employer Address	Graph	Count	Mean Wage	Median Wage	Lowest Wage	Highest Wage
FUOCO GROUP LLP, 200 PARKWAY DRIVE SOUTH, HAUPPAUGE, NY (https://www.google.com/maps/place/200%20PARKWAY%20DRIVE%20SOUTH,HAUPPAUGE,NY)	Graph	1	\$56,451.20	\$56,451.20	\$56,451.20	\$56,451.20
PRESIDIO NETWORKED SOLUTIONS, LLC, 110 PARKWAY DRIVE SOUTH, HAUPPAUGE, NY (https://www.google.com/maps/place/110%20PARKWAY%20DRIVE%20SOUTH,HAUPPAUGE,NY)	Graph	1	\$108,150.12	\$108,150.12	\$108,150.12	\$108,150.12
Totals	Graph	2	\$82,300.66	\$56,451.20	\$56,451.20	\$108,150.12

Employer Name/Worksite Address	Graph	Count	Mean Wage	Median Wage	Lowest Wage
ACCOUNTANTSWORLD, LLC, ACCOUNTANTSWORLD, LLC, 140 FELL COURT, SUITE 201, NY (https://www.google.com/maps/place/ACCOUNTANTSWORLD,%20LLC,140%20FELL%20COURT,%20SUITE%20201,NY)	Graph	1	\$100,000.00	\$100,000.00	\$100,000.00
FUOCO GROUP LLP, 200 PARKWAY DRIVE SOUTH, HAUPPAUGE, NY (https://www.google.com/maps/place/200%20PARKWAY%20DRIVE%20SOUTH,HAUPPAUGE,NY)	Graph	1	\$56,451.20	\$56,451.20	\$56,451.20
IXCHEL SOLUTIONS, INC, ATLANTIC ESSENTIAL PRODUCTS,INC, HAUPPAUGE, NY (https://www.google.com/maps/place/ATLANTIC%20ESSENTIAL%20PRODUCTS,INC,HAUPPAUGE,NY)	Graph	1	\$54,579.00	\$54,579.00	\$54,579.00
YASHRAJ TECHNOLOGIES INC, 200 MOTOR PARKWAY, D-26,, HAUPPAUGE, NY (https://www.google.com/maps/place/200%20MOTOR%20PARKWAY,%20D-26,,HAUPPAUGE,NY)	Graph	1	\$60,000.00	\$60,000.00	\$60,000.00
YASHRAJ TECHNOLOGIES INC, 200 MOTOR PKWY, D-26, HAUPPAUGE, NY (https://www.google.com/maps/place/200%20MOTOR%20PKWY,%20D-26,HAUPPAUGE,NY)	Graph	1	\$60,000.00	\$60,000.00	\$60,000.00
YASHRAJ TECHNOLOGIES INC, 200 MOTOR PARKWAY, D-26, HAUPPAUGE, NY (https://www.google.com/maps/place/200%20MOTOR%20PARKWAY,%20D-26,HAUPPAUGE,NY)	Graph	4	\$60,000.00	\$60,000.00	\$60,000.00
Totals	Graph	9	\$63,447.80	\$60,000.00	\$54,579.00

Latitude: 40.818267 Longitude: -73.942856

Employer Name/Employer Address	Graph	Count	Mean Wage	Median Wage	Lowest Wage	Highest Wage
SPORTORITY, INC., 1460 BROADWAY, NEW YORK, NY (https://www.google.com/maps/place/1460%20BROADWAY,NEW%20YORK,NY)	Graph	1	\$37,752.00	\$37,752.00	\$37,752.00	\$37,752.00
Totals	Graph	1	\$37,752.00	\$37,752.00	\$37,752.00	\$37,752.00

Employer Name/Worksite Address	Graph	Count	Mean Wage	Median Wage	Lowest Wage	Highest Wage
SPORTORITY, INC., 1460 BROADWAY, NEW YORK, NY (https://www.google.com/maps/place/1460%20BROADWAY,NEW%20YORK,NY)	Graph	1	\$37,752.00	\$37,752.00	\$37,752.00	\$37,752.00
Totals	Graph	1	\$37,752.00	\$37,752.00	\$37,752.00	\$37,752.00

Latitude: 40.818285 Longitude: -73.883689

Employer Name/Employer Address	Graph	Count	Mean Wage	Median Wage	Lowest Wage	Highest Wage
HAILEY DEVELOPMENT GROUP, 819 EDGEWATER ROAD, BRONX, NY (https://www.google.com/maps/place/819%20EDGEWATER%20ROAD,BRONX,NY)	Graph	1	\$70,000.00	\$70,000.00	\$70,000.00	\$70,000.00
Totals	Graph	1	\$70,000.00	\$70,000.00	\$70,000.00	\$70,000.00

Employer Name/Worksite Address	Graph	Count	Mean Wage	Median Wage	Lowest Wage	Highest Wage
HAILEY DEVELOPMENT GROUP, 819 EDGE WATER ROAD, BRONX, NY (https://www.google.com/maps/place/819%20EDGE%20WATER%20ROAD,BRONX,NY)	Graph	1	\$70,000.00	\$70,000.00	\$70,000.00	\$70,000.00
Totals	Graph	1	\$70,000.00	\$70,000.00	\$70,000.00	\$70,000.00

Latitude: 40.818384 Longitude: -73.957146

Employer Name/Worksite Address	Graph	Count	Mean Wage	Median Wage	Lowest Wage	Highest Wage
COLUMBIA UNIVERSITY, 622 WEST 132ND STREET, NEW YORK, NY (https://www.google.com/maps/place/622%20WEST%20132ND%20STREET,NEW%20YORK,NY)	Graph	2	\$107,605.50	\$100,000.00	\$100,000.00	\$115,211.00
Totals	Graph	2	\$107,605.50	\$100,000.00	\$100,000.00	\$115,211.00

Latitude: 40.818708 Longitude: -73.2586

Employer Name/Worksite Address	Graph	Count	Mean Wage	Median Wage	Lowest Wage	Highest Wage
SAPTALIS PHARMACEUTICALS, LLC, 45 DAVIDS DRIVE, HAUPPAUGE, NY (https://www.google.com/maps/place/45%20DAVIDS%20DRIVE,HAUPPAUGE,NY)	Graph	6	\$56,500.00	\$48,000.00	\$48,000.00	\$82,000.00
Totals	Graph	6	\$56,500.00	\$48,000.00	\$48,000.00	\$82,000.00

Employer Name/Worksite Address	Graph	Count	Mean Wage	Median Wage	Lowest Wage	Highest Wage
SAPTALIS PHARMACEUTICALS, LLC, 45 DAVIDS DRIVE, HAUPPAUGE, NY (https://www.google.com/maps/place/45%20DAVIDS%20DRIVE,HAUPPAUGE,NY)	Graph	5	\$54,800.00	\$48,000.00	\$48,000.00	\$82,000.00
Totals	Graph	5	\$54,800.00	\$48,000.00	\$48,000.00	\$82,000.00

Latitude: 40.818708 Longitude: -73.257551

Employer Name/Worksite Address	Graph	Count	Mean Wage	Median Wage	Lowest Wage	Highest Wage
UNITED BIOMEDICAL INC., 25 DAVIDS DRIVE, HAUPPAUGE, NY (https://www.google.com/maps/place/25%20DAVIDS%20DRIVE,HAUPPAUGE,NY)	Graph	2	\$44,101.00	\$43,202.00	\$43,202.00	\$45,000.00
Totals	Graph	2	\$44,101.00	\$43,202.00	\$43,202.00	\$45,000.00

Employer Name/Worksite Address	Graph	Count	Mean Wage	Median Wage	Lowest Wage	Highest Wage
UNITED BIOMEDICAL INC., 25 DAVIDS DRIVE, HAUPPAUGE, NY (https://www.google.com/maps/place/25%20DAVIDS%20DRIVE,HAUPPAUGE,NY)	Graph	2	\$44,101.00	\$43,202.00	\$43,202.00	\$45,000.00
Totals	Graph	2	\$44,101.00	\$43,202.00	\$43,202.00	\$45,000.00

Latitude: 40.818777 Longitude: -73.889194

Employer Name/Worksite Address	Graph	Count	Mean Wage	Median Wage	Lowest Wage	Highest Wage
ROCKAWAY FAMILY PHARMACY CORP, 872 HUNTS POINT AVENUE, BRONX, NY (https://www.google.com/maps/place/872%20HUNTS%20POINT%20AVENUE,BRONX,NY)	Graph	1	\$52,000.00	\$52,000.00	\$52,000.00	\$52,000.00
Totals	Graph	1	\$52,000.00	\$52,000.00	\$52,000.00	\$52,000.00

Employer Name/Worksite Address	Graph	Count	Mean Wage	Median Wage	Lowest Wage	Highest Wage
ROCKAWAY FAMILY PHARMACY CORP, 872 HUNTS POINT AVENUE, BRONX, NY (https://www.google.com/maps/place/872%20HUNTS%20POINT%20AVENUE,BRONX,NY)	Graph	1	\$52,000.00	\$52,000.00	\$52,000.00	\$52,000.00
Totals	Graph	1	\$52,000.00	\$52,000.00	\$52,000.00	\$52,000.00

Latitude: 40.819033 Longitude: -73.896085

Employer Name/Worksite Address	Graph	Count	Mean Wage	Median Wage	Lowest Wage	Highest Wage
CATHOLIC MANAGED LONG TERM CARE, 900 INTERVALE AVENUE, BRONX, NY (https://www.google.com/maps/place/900%20INTERVALE%20AVENUE,BRONX,NY)	Graph	1	\$98,500.00	\$98,500.00	\$98,500.00	\$98,500.00

Employer Name/Worksite Address	Graph	Count	Mean Wage	Median Wage	Lowest Wage	Highest Wage
Totals	Graph	1	\$98,500.00	\$98,500.00	\$98,500.00	\$98,500.00

Latitude: 40.819198 Longitude: -72.702081

Employer Name/Worksite Address	Graph	Count	Mean Wage	Median Wage	Lowest Wage	Highest Wage
TERRA CONSTRUCTION, LLC, 217 MONTAUK HWY, SPEONK, NY (https://www.google.com/maps/place/217%20MONTAUK%20HWY,SPEONK,NY)	Graph	1	\$65,800.00	\$65,800.00	\$65,800.00	\$65,800.00
Totals	Graph	1	\$65,800.00	\$65,800.00	\$65,800.00	\$65,800.00

Employer Name/Worksite Address	Graph	Count	Mean Wage	Median Wage	Lowest Wage	Highest Wage
TERRA CONSTRUCTION, LLC, 217 MONTAUK HWY, SPEONK, NY (https://www.google.com/maps/place/217%20MONTAUK%20HWY,SPEONK,NY)	Graph	1	\$65,800.00	\$65,800.00	\$65,800.00	\$65,800.00
Totals	Graph	1	\$65,800.00	\$65,800.00	\$65,800.00	\$65,800.00

Latitude: 40.819359 Longitude: -73.894991

Employer Name/Worksite Address	Graph	Count	Mean Wage	Median Wage	Lowest Wage	Highest Wage
BRONX-LEBANON HOSPITAL CENTER, 853 TIFFANY STREET, BRONX, NY (https://www.google.com/maps/place/853%20TIFFANY%20STREET,BRONX,NY)	Graph	20	\$62,191.00	\$62,191.00	\$62,191.00	\$62,191.00
Totals	Graph	20	\$62,191.00	\$62,191.00	\$62,191.00	\$62,191.00

Latitude: 40.819959 Longitude: -73.955074

Employer Name/Worksite Address	Graph	Count	Mean Wage	Median Wage	Lowest Wage	Highest Wage
PEDIATRICS 2000 II P.C., 3332 BROADWAY, NEW YORK, NY (https://www.google.com/maps/place/3332%20BROADWAY,NEW%20YORK,NY)	Graph	1	\$145,000.00	\$145,000.00	\$145,000.00	\$145,000.00
Totals	Graph	1	\$145,000.00	\$145,000.00	\$145,000.00	\$145,000.00

Employer Name/Worksite Address	Graph	Count	Mean Wage	Median Wage	Lowest Wage	Highest Wage
PEDIATRICS 2000 II P.C., 3332 BROADWAY, NEW YORK, NY (https://www.google.com/maps/place/3332%20BROADWAY,NEW%20YORK,NY)	Graph	1	\$145,000.00	\$145,000.00	\$145,000.00	\$145,000.00
Totals	Graph	1	\$145,000.00	\$145,000.00	\$145,000.00	\$145,000.00

Latitude: 40.820388 Longitude: -73.904775

Employer Name/Worksite Address	Graph	Count	Mean Wage	Median Wage	Lowest Wage	Highest Wage
ARGUS COMMUNITY INC., 760 EAST 160TH STREET, BRONX, NY (https://www.google.com/maps/place/760%20EAST%20160TH%20STREET,BRONX,NY)	Graph	2	\$49,250.00	\$43,500.00	\$43,500.00	\$55,000.00
Totals	Graph	2	\$49,250.00	\$43,500.00	\$43,500.00	\$55,000.00

Employer Name/Worksite Address	Graph	Count	Mean Wage	Median Wage	Lowest Wage	Highest Wage
ARGUS COMMUNITY INC., 760 EAST 160TH STREET, BRONX, NY (https://www.google.com/maps/place/760%20EAST%20160TH%20STREET,BRONX,NY)	Graph	1	\$55,000.00	\$55,000.00	\$55,000.00	\$55,000.00
Totals	Graph	1	\$55,000.00	\$55,000.00	\$55,000.00	\$55,000.00

Latitude: 40.820403 Longitude: -73.248455

Employer Name/Worksite Address	Graph	Count	Mean Wage	Median Wage	Lowest Wage	Highest Wage
HCL AMERICA, INC., 300 MARCUS BOULEVARD, HAUPPAUGE, NY (https://www.google.com/maps/place/300%20MARCUS%20BOULEVARD,HAUPPAUGE,NY)	Graph	82	\$64,721.02	\$64,064.00	\$60,000.00	\$73,902.00
Totals	Graph	82	\$64,721.02	\$64,064.00	\$60,000.00	\$73,902.00

Latitude: 40.820717 Longitude: -73.923839

Employer Name/Employer Address	Graph	Count	Mean Wage	Median Wage	Lowest Wage	Highest Wage
HMB PHARMACY MANAGEMENT LLC, 305 EAST 161 STREET, BRONX, NY (https://www.google.com/maps/place/305%20EAST%20161%20STREET,BRONX,NY)	Graph	1	\$55,120.00	\$55,120.00	\$55,120.00	\$55,120.00
SINAI SERVICES INC., 903 B. SHERIDAN AVENUE, BRONX, NY (https://www.google.com/maps/place/903%20B.%20SHERIDAN%20AVENUE,BRONX,NY)	Graph	1	\$65,000.00	\$65,000.00	\$65,000.00	\$65,000.00
STAR PHARMA INC, 115 FEATHER BED LANE, BRONX, NY (https://www.google.com/maps/place/115%20FEATHER%20BED%20LANE,BRONX,NY)	Graph	1	\$60,340.80	\$60,340.80	\$60,340.80	\$60,340.80
Totals	Graph	3	\$60,153.60	\$60,340.80	\$55,120.00	\$65,000.00

Employer Name/Worksite Address	Graph	Count	Mean Wage	Median Wage	Lowest Wage
HARBOR APOTHECARY INC., 313 EAST 161 ST STREET, BRONX, NY (https://www.google.com/maps/place/313%20EAST%20161%20ST%20STREET,BRONX,NY)	Graph	1	\$100,901.00	\$100,901.00	\$100,901.00
HMB PHARMACY MANAGEMENT LLC, 305 EAST 161 STREET, BRONX, NY (https://www.google.com/maps/place/305%20EAST%20161%20STREET,BRONX,NY)	Graph	1	\$55,120.00	\$55,120.00	\$55,120.00
MONTEFIORE MEDICAL CENTER, 305 EAST 161-ST STREET, BRONX, NY (https://www.google.com/maps/place/305%20EAST%20161-ST%20STREET,BRONX,NY)	Graph	1	\$120,000.00	\$120,000.00	\$120,000.00
NEW YORK DENTAL AFFILIATES, 234 EUGENIO MARIA DE HOSTOS BLVD., BRONX, NY (https://www.google.com/maps/place/234%20EUGENIO%20MARIA%20DE%20HOSTOS%20BLVD.,BRONX,NY)	Graph	1	\$190,008.00	\$190,008.00	\$190,008.00
NYCHHC-LINCOLN MEDICAL AND MENTAL HEALTH CENTER, NYCHHC-LINCOLN MEDICAL AND MENTAL HEALTH CENTER, BRONX, NY (https://www.google.com/maps/place/NYCHHC-LINCOLN%20MEDICAL%20AND%20MENTAL%20HEALTH%20CENTER,BRONX,NY)	Graph	1	\$69,323.00	\$69,323.00	\$69,323.00
PHYSICIAN AFFILIATE GROUP OF NEW YORK, LINCOLN MEDICAL AND MENTAL HEALTH CENTER, BRONX, NY (https://www.google.com/maps/place/LINCOLN%20MEDICAL%20AND%20MENTAL%20HEALTH%20CENTER,BRONX,NY)	Graph	1	\$150,000.00	\$150,000.00	\$150,000.00
SINAI SERVICES INC., 903 B. SHERIDAN AVENUE, BRONX, NY (https://www.google.com/maps/place/903%20B.%20SHERIDAN%20AVENUE,BRONX,NY)	Graph	1	\$65,000.00	\$65,000.00	\$65,000.00
STAR PHARMA INC, 115 FEATHER BED LANE, BRONX, NY (https://www.google.com/maps/place/115%20FEATHER%20BED%20LANE,BRONX,NY)	Graph	1	\$60,340.80	\$60,340.80	\$60,340.80
NYCHHC - LINCOLN MEDICAL AND MENTAL HEALTH CENTER, NYCHHC - LINCOLN MEDICAL AND MENTAL HEALTH CENTER, BRONX, NY (https://www.google.com/maps/place/NYCHHC%20-%20LINCOLN%20MEDICAL%20AND%20MENTAL%20HEALTH%20CENTER,BRONX,NY)	Graph	3	\$70,923.67	\$71,724.00	\$69,323.00
PHYSICIAN AFFILIATE GROUP OF NY, P.C., 234 EAST 149 STREET, BRONX, NY (https://www.google.com/maps/place/234%20EAST%20149%20STREET,BRONX,NY)	Graph	3	\$176,875.62	\$142,814.05	\$142,812.00
Totals	Graph	14	\$111,006.48	\$71,724.00	\$55,120.00

Latitude: 40.820816 Longitude: -73.256568

Employer Name/Worksite Address	Graph	Count	Mean Wage	Median Wage	Lowest Wage	Highest Wage
AMNEAL PHARMACEUTICALS OF NY LLC, 75 ADAMS AVE, HAUPPAUGE, NY (https://www.google.com/maps/place/75%20ADAMS%20AVE,HAUPPAUGE,NY)	Graph	1	\$119,999.00	\$119,999.00	\$119,999.00	\$119,999.00
TECHNO PRO SOLUTIONS, INC., 75 ADAMS AVENUE, HAUPPAUGE, NY (https://www.google.com/maps/place/75%20ADAMS%20AVENUE,HAUPPAUGE,NY)	Graph	3	\$65,173.33	\$64,605.00	\$64,605.00	\$66,310.00
Totals	Graph	4	\$78,879.75	\$64,605.00	\$64,605.00	\$119,999.00

Latitude: 40.820911 Longitude: -73.892511

Employer Name/Employer Address	Graph	Count	Mean Wage	Median Wage	Lowest Wage	Highest Wage
RUSHI PHARMACY CORP, 1026 E 163RD STREET, BRONX, NY (https://www.google.com/maps/place/1026%20E%20163RD%20STREET,BRONX,NY)	Graph	1	\$72,800.00	\$72,800.00	\$72,800.00	\$72,800.00
Totals	Graph	1	\$72,800.00	\$72,800.00	\$72,800.00	\$72,800.00

Employer Name/Worksite Address	Graph	Count	Mean Wage	Median Wage	Lowest Wage	Highest Wage
RUSHI PHARMACY CORP, 1026 E 163RD STREET, BRONX, NY (https://www.google.com/maps/place/1026%20E%20163RD%20STREET,BRONX,NY)	Graph	1	\$72,800.00	\$72,800.00	\$72,800.00	\$72,800.00
Totals	Graph	1	\$72,800.00	\$72,800.00	\$72,800.00	\$72,800.00

Latitude: 40.820959 Longitude: -73.921205

Employer Name/Employer Address	Graph	Count	Mean Wage	Median Wage	Lowest Wage	Highest Wage
PROVIDENT PHARMA LLC, 675 MORRIS AVE, BRONX, NY (https://www.google.com/maps/place/675%20MORRIS%20AVE,BRONX,NY)	Graph	1	\$82,500.00	\$82,500.00	\$82,500.00	\$82,500.00
Totals	Graph	1	\$82,500.00	\$82,500.00	\$82,500.00	\$82,500.00

Employer Name/Worksite Address	Graph	Count	Mean Wage	Median Wage	Lowest Wage	Highest Wage
PROVIDENT PHARMA LLC, 675 MORRIS AVE, BRONX, NY (https://www.google.com/maps/place/675%20MORRIS%20AVE,BRONX,NY)	Graph	1	\$82,500.00	\$82,500.00	\$82,500.00	\$82,500.00
Totals	Graph	1	\$82,500.00	\$82,500.00	\$82,500.00	\$82,500.00

Latitude: 40.821038 Longitude: -73.261182

Employer Name/Worksite Address	Graph	Count	Mean Wage	Median Wage	Lowest Wage	Highest Wage
LNK INTERNATIONAL, INC., 100 RICEFIELD LANE, HAUPPAUGE, NY (https://www.google.com/maps/place/100%20RICEFIELD%20LANE,HAUPPAUGE,NY)	Graph	1	\$139,779.64	\$139,779.64	\$139,779.64	\$139,779.64
Totals	Graph	1	\$139,779.64	\$139,779.64	\$139,779.64	\$139,779.64

Latitude: 40.821263 Longitude: -73.509708

Employer Name/Employer Address	Graph	Count	Mean Wage	Median Wage	Lowest Wage	Highest Wage
VINOD GEORGE ABRAHAM CPA, PC, 210 WILLIS AVE., SYOSSET, NY (https://www.google.com/maps/place/210%20WILLIS%20AVE.,SYOSSET,NY)	Graph	1	\$56,451.20	\$56,451.20	\$56,451.20	\$56,451.20
Totals	Graph	1	\$56,451.20	\$56,451.20	\$56,451.20	\$56,451.20

Employer Name/Worksite Address	Graph	Count	Mean Wage	Median Wage	Lowest Wage	Highest Wage
VINOD GEORGE ABRAHAM CPA, PC, 210 WILLIS AVE., SYOSSET, NY (https://www.google.com/maps/place/210%20WILLIS%20AVE.,SYOSSET,NY)	Graph	1	\$56,451.20	\$56,451.20	\$56,451.20	\$56,451.20
Totals	Graph	1	\$56,451.20	\$56,451.20	\$56,451.20	\$56,451.20

Latitude: 40.821275 Longitude: -73.848488

Employer Name/Employer Address	Graph	Count	Mean Wage	Median Wage	Lowest Wage	Highest Wage
NY DRUGS, INC., 706 CASTLE HILL AVE, BRONX, NY (https://www.google.com/maps/place/706%20CASTLE%20HILL%20AVE,BRONX,NY)	Graph	1	\$57,288.60	\$57,288.60	\$57,288.60	\$57,288.60

Employer Name/Employer Address	Graph	Count	Mean Wage	Median Wage	Lowest Wage	Highest Wage
Totals	Graph	1	\$57,288.60	\$57,288.60	\$57,288.60	\$57,288.60

Employer Name/Worksite Address	Graph	Count	Mean Wage	Median Wage	Lowest Wage	Highest Wage
NY DRUGS, INC., 706 CASTLE HILL AVENUE, BRONX, NY (https://www.google.com/maps/place/706%20CASTLE%20HILL%20AVENUE,BRONX,NY)	Graph	1	\$57,288.60	\$57,288.60	\$57,288.60	\$57,288.60
Totals	Graph	1	\$57,288.60	\$57,288.60	\$57,288.60	\$57,288.60

Latitude: 40.821388 Longitude: -73.506858

Employer Name/Employer Address	Graph	Count	Mean Wage	Median Wage	Lowest Wage	Highest Wage
SOUTHERN GLAZER'S WINE & SPIRITS OF NEW YORK, INC., 313 UNDERHILL BLVD., SYOSSET, NY (https://www.google.com/maps/place/313%20UNDERHILL%20BLVD.,SYOSSET,NY)	Graph	1	\$50,000.00	\$50,000.00	\$50,000.00	\$50,000.00
Totals	Graph	1	\$50,000.00	\$50,000.00	\$50,000.00	\$50,000.00

Employer Name/Worksite Address	Graph	Count	Mean Wage	Median Wage	Lowest Wage	Highest Wage
SOUTHERN GLAZER'S WINE & SPIRITS OF NEW YORK, INC., 313 UNDERHILL BLVD., SYOSSET, NY (https://www.google.com/maps/place/313%20UNDERHILL%20BLVD.,SYOSSET,NY)	Graph	1	\$50,000.00	\$50,000.00	\$50,000.00	\$50,000.00
Totals	Graph	1	\$50,000.00	\$50,000.00	\$50,000.00	\$50,000.00

Latitude: 40.821723 Longitude: -73.045234

Employer Name/Worksite Address	Graph	Count	Mean Wage	Median Wage	Lowest Wage	Highest Wage
TATA CONSULTANCY SERVICES LIMITED, 1 ZEBRA PLAZA,, HOLTSVILLE, NY (https://www.google.com/maps/place/1%20ZEBRA%20PLAZA,,HOLTSVILLE,NY)	Graph	1	\$60,590.00	\$60,590.00	\$60,590.00	\$60,590.00
CAPGEMINI AMERICA INC, 1 ZEBRA PLZ, HOLTSVILLE, NY (https://www.google.com/maps/place/1%20ZEBRA%20PLZ,HOLTSVILLE,NY)	Graph	5	\$78,989.60	\$77,600.00	\$70,698.00	\$91,450.00
ZEBRA TECHNOLOGIES CORPORATION, 1 ZEBRA PLAZA, HOLTSVILLE, NY (https://www.google.com/maps/place/1%20ZEBRA%20PLAZA,HOLTSVILLE,NY)	Graph	14	\$79,206.71	\$73,902.00	\$46,758.00	\$111,582.00
ZEBRA TECHNOLOGIES CORPORATION, ONE ZEBRA PLAZA, HOLTSVILLE, NY (https://www.google.com/maps/place/ONE%20ZEBRA%20PLAZA,HOLTSVILLE,NY)	Graph	27	\$96,151.26	\$93,203.00	\$71,386.00	\$129,085.00
Totals	Graph	47	\$88,521.62	\$89,003.00	\$46,758.00	\$129,085.00

Latitude: 40.822172 Longitude: -73.47346

Employer Name/Worksite Address	Graph	Count	Mean Wage	Median Wage	Lowest Wage	Highest Wage
LA RUSTICHELLA TRUFFLES USA CORP., 21 CHAUCEY PLACE, WOODBURY, NY (https://www.google.com/maps/place/21%20CHAUCEY%20PLACE,WOODBURY,NY)	Graph	1	\$53,500.00	\$53,500.00	\$53,500.00	\$53,500.00
Totals	Graph	1	\$53,500.00	\$53,500.00	\$53,500.00	\$53,500.00

Latitude: 40.82251 Longitude: -73.953233

Employer Name/Worksite Address	Graph	Count	Mean Wage	Median Wage	Lowest Wage	Highest Wage
139 MEDICAL FACILITY, P.C., 3418 BROADWAY, NEW YORK, NY (https://www.google.com/maps/place/3418%20BROADWAY,NEW%20YORK,NY)	Graph	1	\$127,000.00	\$127,000.00	\$127,000.00	\$127,000.00
Totals	Graph	1	\$127,000.00	\$127,000.00	\$127,000.00	\$127,000.00

Latitude: 40.823304 Longitude: -73.155826

Employer Name/Worksite Address	Graph	Count	Mean Wage	Median Wage	Lowest Wage	Highest Wage
SAPTALIS PHARMACEUTICALS, LLC, 45 DAVIS DRIVE, HAUPPAUGE, NY (https://www.google.com/maps/place/45%20DAVIS%20DRIVE,HAUPPAUGE,NY)	Graph	1	\$65,000.00	\$65,000.00	\$65,000.00	\$65,000.00
Totals	Graph	1	\$65,000.00	\$65,000.00	\$65,000.00	\$65,000.00

Latitude: 40.823604 Longitude: -73.505158

Employer Name/Employer Address	Graph	Count	Mean Wage	Median Wage	Lowest Wage	Highest Wage
HWA-YEE NU-ENERGY, INC, 35 ROOSEVELT AVE, SYOSSET, NY (https://www.google.com/maps/place/35%20ROOSEVELT%20AVE,SYOSSET,NY)	Graph	1	\$61,000.00	\$61,000.00	\$61,000.00	\$61,000.00
THE FIRST YUNNAN LLC, 35 ROOSEVELT AVE, SYOSSET, NY (https://www.google.com/maps/place/35%20ROOSEVELT%20AVE,SYOSSET,NY)	Graph	1	\$54,500.00	\$54,500.00	\$54,500.00	\$54,500.00
ENJOY REHAB PT, PC, 35 ROOSEVELT AVENUE, SYOSSET, NY (https://www.google.com/maps/place/35%20ROOSEVELT%20AVENUE,SYOSSET,NY)	Graph	7	\$47,276.97	\$47,840.00	\$32,000.00	\$65,750.00
Totals	Graph	9	\$49,604.31	\$54,500.00	\$32,000.00	\$65,750.00

Employer Name/Worksite Address	Graph	Count	Mean Wage	Median Wage	Lowest Wage	Highest Wage
ENJOY REHAB PT, PC, 35 ROOSEVELT AVENUE, SYOSSET, NY (https://www.google.com/maps/place/35%20ROOSEVELT%20AVENUE,SYOSSET,NY)	Graph	1	\$55,120.00	\$55,120.00	\$55,120.00	\$55,120.00
EARTH USA SERVICES INC., 35 ROOSEVELT AVE, SYOSSET, NY (https://www.google.com/maps/place/35%20ROOSEVELT%20AVE,SYOSSET,NY)	Graph	7	\$37,000.00	\$33,000.00	\$33,000.00	\$61,000.00
Totals	Graph	8	\$39,265.00	\$33,000.00	\$33,000.00	\$61,000.00

Latitude: 40.823762 Longitude: -73.502242

Employer Name/Worksite Address	Graph	Count	Mean Wage	Median Wage	Lowest Wage	Highest Wage
DELASOFT, INC., 75 JACKSON AVE, SYOSSET, NY (https://www.google.com/maps/place/75%20JACKSON%20AVE,SYOSSET,NY)	Graph	1	\$71,718.00	\$71,718.00	\$71,718.00	\$71,718.00
Totals	Graph	1	\$71,718.00	\$71,718.00	\$71,718.00	\$71,718.00

Latitude: 40.824122 Longitude: -73.261963

Employer Name/Worksite Address	Graph	Count	Mean Wage	Median Wage	Lowest Wage	Highest Wage
8K MILES SOFTWARE SERVICES INC, 300 NEW HWY, HAUPPAUGE, NY (https://www.google.com/maps/place/300%20NEW%20HWY,HAUPPAUGE,NY)	Graph	1	\$79,581.00	\$79,581.00	\$79,581.00	\$79,581.00
YASH SOLUTIONS, LLC, 300 NEW HIGHWAY, HAUPPAUGE, NY (https://www.google.com/maps/place/300%20NEW%20HIGHWAY,HAUPPAUGE,NY)	Graph	1	\$61,500.00	\$61,500.00	\$61,500.00	\$61,500.00
Totals	Graph	2	\$70,540.50	\$61,500.00	\$61,500.00	\$79,581.00

Latitude: 40.824124 Longitude: -73.908612

Employer Name/Employer Address	Graph	Count	Mean Wage	Median Wage	Lowest Wage	Highest Wage
GOODMAN PLAZA PHARMACY INC, 3250 3RD AVE, BRONX, NY (https://www.google.com/maps/place/3250%203RD%20AVE,BRONX,NY)	Graph	1	\$81,000.00	\$81,000.00	\$81,000.00	\$81,000.00
Totals	Graph	1	\$81,000.00	\$81,000.00	\$81,000.00	\$81,000.00

Employer Name/Worksite Address	Graph	Count	Mean Wage	Median Wage	Lowest Wage	Highest Wage
--------------------------------	-------	-------	-----------	-------------	-------------	--------------

Employer Name/Worksite Address	Graph	Count	Mean Wage	Median Wage	Lowest Wage	Highest Wage
GOODMAN PLAZA PHARMACY INC, 3250 3RD AVE, BRONX, NY (https://www.google.com/maps/place/3250%203RD%20AVE,BRONX,NY)	Graph	1	\$81,000.00	\$81,000.00	\$81,000.00	\$81,000.00
Totals	Graph	1	\$81,000.00	\$81,000.00	\$81,000.00	\$81,000.00

Latitude: 40.82416 Longitude: -73.915766

Employer Name/Worksite Address	Graph	Count	Mean Wage	Median Wage	Lowest Wage	Highest Wage
SAFE HORIZON, INC., 860 COURTLAND AVENUE, BRONX, NY (https://www.google.com/maps/place/860%20COURTLAND%20AVENUE,BRONX,NY)	Graph	1	\$57,179.20	\$57,179.20	\$57,179.20	\$57,179.20
Totals	Graph	1	\$57,179.20	\$57,179.20	\$57,179.20	\$57,179.20

Latitude: 40.824453 Longitude: -73.412254

Employer Name/Worksite Address	Graph	Count	Mean Wage	Median Wage	Lowest Wage	Highest Wage
NADAA FAHD ISSA, 160 WALT WHITMAN ROAD, HUNTINGTON STATION, NY (https://www.google.com/maps/place/160%20WALT%20WHITMAN%20ROAD,HUNTINGTON%20STATION,NY)	Graph	1	\$54,080.00	\$54,080.00	\$54,080.00	\$54,080.00
Totals	Graph	1	\$54,080.00	\$54,080.00	\$54,080.00	\$54,080.00

Latitude: 40.824537 Longitude: -73.892879

Employer Name/Worksite Address	Graph	Count	Mean Wage	Median Wage	Lowest Wage	Highest Wage
URBAN HEALTH PLAN, INC., 1054 SIMPSON STREET, BRONX, NY (https://www.google.com/maps/place/1054%20SIMPSON%20STREET,BRONX,NY)	Graph	2	\$157,500.00	\$130,000.00	\$130,000.00	\$185,000.00
Totals	Graph	2	\$157,500.00	\$130,000.00	\$130,000.00	\$185,000.00

Latitude: 40.824692 Longitude: -73.915244

Employer Name/Worksite Address	Graph	Count	Mean Wage	Median Wage	Lowest Wage	Highest Wage
WATER PLACE PHARMACY LLC, 313 EAST 161ST STREET, BRONX, NY (https://www.google.com/maps/place/313%20EAST%20161ST%20STREET,BRONX,NY)	Graph	4	\$75,249.10	\$58,198.40	\$58,198.00	\$93,600.00
Totals	Graph	4	\$75,249.10	\$58,198.40	\$58,198.00	\$93,600.00

Employer Name/Worksite Address	Graph	Count	Mean Wage	Median Wage	Lowest Wage	Highest Wage
WATER PLACE PHARMACY LLC, 313 EAST 161ST STREET, BRONX, NY (https://www.google.com/maps/place/313%20EAST%20161ST%20STREET,BRONX,NY)	Graph	4	\$75,249.10	\$58,198.40	\$58,198.00	\$93,600.00
Totals	Graph	4	\$75,249.10	\$58,198.40	\$58,198.00	\$93,600.00

Latitude: 40.824719 Longitude: -73.50382

Employer Name/Worksite Address	Graph	Count	Mean Wage	Median Wage	Lowest Wage	Highest Wage
TEKWISSEN LLC, 33 QUEENS STREET, SUITE 300, SYOSSET, NY (https://www.google.com/maps/place/33%20QUEENS%20STREET,%20SUITE%20300,SYOSSET,NY)	Graph	1	\$72,821.00	\$72,821.00	\$72,821.00	\$72,821.00
DELASOFT, INC., 33 QUEENS STREET, SYOSSET, NY (https://www.google.com/maps/place/33%20QUEENS%20STREET,SYOSSET,NY)	Graph	16	\$72,752.06	\$72,821.00	\$71,718.00	\$72,821.00
Totals	Graph	17	\$72,756.12	\$72,821.00	\$71,718.00	\$72,821.00

Latitude: 40.824977 Longitude: -73.891993

Employer Name/Employer Address	Graph	Count	Mean Wage	Median Wage	Lowest Wage	Highest Wage
URBAN HEALTH PLAN, INC., 1065 SOUTHERN BOULEVARD, BRONX, NY (https://www.google.com/maps/place/1065%20SOUTHERN%20BOULEVARD,BRONX,NY)	Graph	4	\$152,500.00	\$145,000.00	\$130,000.00	\$185,000.00
Totals	Graph	4	\$152,500.00	\$145,000.00	\$130,000.00	\$185,000.00

Employer Name/Worksite Address	Graph	Count	Mean Wage	Median Wage	Lowest Wage	Highest Wage
URBAN HEALTH PLAN, INC., 1065 SOUTHERN BOULEVARD, BRONX, NY (https://www.google.com/maps/place/1065%20SOUTHERN%20BOULEVARD,BRONX,NY)	Graph	1	\$145,000.00	\$145,000.00	\$145,000.00	\$145,000.00
Totals	Graph	1	\$145,000.00	\$145,000.00	\$145,000.00	\$145,000.00

Latitude: 40.825083 Longitude: -73.234081

Employer Name/Worksite Address	Graph	Count	Mean Wage	Median Wage	Lowest Wage	Highest Wage
CSXTECH INC., 700 VETERANS MEMORIAL HWY, HAUPPAUGE, NY (https://www.google.com/maps/place/700%20VETERANS%20MEMORIAL%20HWY,HAUPPAUGE,NY)	Graph	1	\$90,646.00	\$90,646.00	\$90,646.00	\$90,646.00
CSXTECH INC., 700 VETEREN MEMORIAL HIGHWAY, HAUPPAUGE, NY (https://www.google.com/maps/place/700%20VETEREN%20MEMORIAL%20HIGHWAY,HAUPPAUGE,NY)	Graph	1	\$85,197.00	\$85,197.00	\$85,197.00	\$85,197.00
MISTRAL SOLUTIONS, INC., 700 VETERANS MEMORIAL HIGHWAY, HAUPPAUGE, NY (https://www.google.com/maps/place/700%20VETERANS%20MEMORIAL%20HIGHWAY,HAUPPAUGE,NY)	Graph	1	\$95,000.00	\$95,000.00	\$95,000.00	\$95,000.00
Totals	Graph	3	\$90,281.00	\$90,646.00	\$85,197.00	\$95,000.00

Latitude: 40.825288 Longitude: -73.950045

Employer Name/Worksite Address	Graph	Count	Mean Wage	Median Wage
FLORENT AI, INC., CITY COLLEGE OF NEW YORK, NEW YORK, NY (https://www.google.com/maps/place/CITY%20COLLEGE%20OF%20NEW%20YORK,NEW%20YORK,NY)	Graph	1	\$70,000.00	\$70,000.00
MICHIO KAKU, PHYSICS DEPARTMENT, CITY UNIVERSITY OF NY, NEW YORK, NY (https://www.google.com/maps/place/PHYSICS%20DEPARTMENT,%20CITY%20UNIVERSITY%20OF%20NY,NEW%20YORK,NY)	Graph	1	\$93,600.00	\$93,600.00
THE CITY COLLEGE OF NEW YORK, THE CITY COLLEGE OF NY, NEW YORK, NY (https://www.google.com/maps/place/THE%20CITY%20COLLEGE%20OF%20NY,NEW%20YORK,NY)	Graph	1	\$90,149.00	\$90,149.00
THE CITY COLLEGE OF NEW YORK, THE CITY UNIVERSITY OF NEW YORK, NEW YORK, NY (https://www.google.com/maps/place/THE%20CITY%20UNIVERSITY%20OF%20NEW%20YORK,NEW%20YORK,NY)	Graph	1	\$54,228.00	\$54,228.00
WAILIAN EDUCATION GROUP, INC., MARSHAK SCIENCE BUILDING, ROOM 052, NEW YORK, NY (https://www.google.com/maps/place/MARSHAK%20SCIENCE%20BUILDING,%20ROOM%20052,NEW%20YORK,NY)	Graph	2	\$48,138.50	\$48,000.00
THE CITY COLLEGE OF NEW YORK, THE CITY UNIVERSITY OF NEW YORK(CITY COLLEGE), NEW YORK, NY (https://www.google.com/maps/place/THE%20CITY%20UNIVERSITY%20OF%20NEW%20YORK(CITY%20COLLEGE),NEW%20YORK,NY)	Graph	3	\$82,382.33	\$90,149.00
THE CITY COLLEGE OF NEW YORK, THE CITY COLLEGE OF NEW YORK, NEW YORK, NY (https://www.google.com/maps/place/THE%20CITY%20COLLEGE%20OF%20NEW%20YORK,NEW%20YORK,NY)	Graph	4	\$105,172.00	\$92,855.00
Totals	Graph	13	\$82,468.38	\$90,149.00

Latitude: 40.825473 Longitude: -73.948006

Employer Name/Worksite Address	Graph	Count	Mean Wage	Median Wage	Lowest Wage	Highest Wage
ARGUS COMMUNITY INC., 507 WEST 145TH STREET, NEW YORK, NY (https://www.google.com/maps/place/507%20WEST%20145TH%20STREET,NEW%20YORK,NY)	Graph	1	\$43,500.00	\$43,500.00	\$43,500.00	\$43,500.00
Totals	Graph	1	\$43,500.00	\$43,500.00	\$43,500.00	\$43,500.00

Latitude: 40.82555 Longitude: -73.918162

Employer Name/Employer Address	Graph	Count	Mean Wage	Median Wage	Lowest Wage	Highest Wage
161 ST PHARMA INC, 275 EAST 161ST. STREET, BRONX, NY (https://www.google.com/maps/place/275%20EAST%20161ST.%20STREET,BRONX,NY)	Graph	1	\$99,882.00	\$99,882.00	\$99,882.00	\$99,882.00
161ST PHARMA INC, 275 EAST 161ST. STREET, BRONX, NY (https://www.google.com/maps/place/275%20EAST%20161ST.%20STREET,BRONX,NY)	Graph	1	\$99,882.00	\$99,882.00	\$99,882.00	\$99,882.00
Totals	Graph	2	\$99,882.00	\$99,882.00	\$99,882.00	\$99,882.00

Employer Name/Worksite Address	Graph	Count	Mean Wage	Median Wage	Lowest Wage	Highest Wage
161ST PHARMA INC, 275 EAST 161ST. STREET, BRONX, NY (https://www.google.com/maps/place/275%20EAST%20161ST.%20STREET,BRONX,NY)	Graph	2	\$99,882.00	\$99,882.00	\$99,882.00	\$99,882.00
Totals	Graph	2	\$99,882.00	\$99,882.00	\$99,882.00	\$99,882.00

Latitude: 40.825607 Longitude: -73.947414

Employer Name/Employer Address	Graph	Count	Mean Wage	Median Wage	Lowest Wage	Highest Wage
UPPER MANHATTAN PHARMA INC., 1728 AMSTERDAM AVENUE, NEW YORK, NY (https://www.google.com/maps/place/1728%20AMSTERDAM%20AVENUE,NEW%20YORK,NY)	Graph	1	\$60,000.00	\$60,000.00	\$60,000.00	\$60,000.00
Totals	Graph	1	\$60,000.00	\$60,000.00	\$60,000.00	\$60,000.00

Employer Name/Worksite Address	Graph	Count	Mean Wage	Median Wage	Lowest Wage	Highest Wage
UPPER MANHATTAN PHARMA INC., 1728 AMSTERDAM AVENUE, NEW YORK, NY (https://www.google.com/maps/place/1728%20AMSTERDAM%20AVENUE,NEW%20YORK,NY)	Graph	1	\$60,000.00	\$60,000.00	\$60,000.00	\$60,000.00
Totals	Graph	1	\$60,000.00	\$60,000.00	\$60,000.00	\$60,000.00

Latitude: 40.825856 Longitude: -73.892941

Employer Name/Employer Address	Graph	Count	Mean Wage	Median Wage	Lowest Wage	Highest Wage
BEDFORD PHARMACY LLC, 392 BEDFORD PARK BLVD, BRONX, NY (https://www.google.com/maps/place/392%20BEDFORD%20PARK%20BLVD,BRONX,NY)	Graph	1	\$131,789.00	\$131,789.00	\$131,789.00	\$131,789.00
Totals	Graph	1	\$131,789.00	\$131,789.00	\$131,789.00	\$131,789.00

Employer Name/Worksite Address	Graph	Count	Mean Wage	Median Wage	Lowest Wage	Highest Wage
BEDFORD PHARMACY LLC, 392 BEDFORD PARK BLVD, BRONX, NY (https://www.google.com/maps/place/392%20BEDFORD%20PARK%20BLVD,BRONX,NY)	Graph	1	\$131,789.00	\$131,789.00	\$131,789.00	\$131,789.00
Totals	Graph	1	\$131,789.00	\$131,789.00	\$131,789.00	\$131,789.00

Latitude: 40.825985 Longitude: -72.986091

Employer Name/Worksite Address	Graph	Count	Mean Wage	Median Wage	Lowest Wage	Highest Wage
TENDER TOUCH REHAB SERVICES LLC, 3115 HORSEBLOCK RD, MEDFORD, NY (https://www.google.com/maps/place/3115%20HORSEBLOCK%20RD,MEDFORD,NY)	Graph	1	\$76,960.00	\$76,960.00	\$76,960.00	\$76,960.00
Totals	Graph	1	\$76,960.00	\$76,960.00	\$76,960.00	\$76,960.00

Latitude: 40.826003 Longitude: -72.677804

Employer Name/Worksite Address	Graph	Count	Mean Wage	Median Wage	Lowest Wage	Highest Wage
--------------------------------	-------	-------	-----------	-------------	-------------	--------------

Employer Name/Worksite Address	Graph	Count	Mean Wage	Median Wage	Lowest Wage	Highest Wage
TENDER TOUCH REHAB SERVICES LLC, 78 OLD COUNTRY RD, WESTHAMPTON, NY (https://www.google.com/maps/place/78%20OLD%20COUNTRY%20RD,WESTHAMPTON,NY)	Graph	1	\$76,960.00	\$76,960.00	\$76,960.00	\$76,960.00
Totals	Graph	1	\$76,960.00	\$76,960.00	\$76,960.00	\$76,960.00

Latitude: 40.826004 Longitude: -73.946962

Employer Name/Worksite Address	Graph	Count	Mean Wage	Median Wage	Lowest Wage	Highest Wage
APTEKA RX INC, 1743 AMSTERDAM AVENUE, NEW YORK, NY (https://www.google.com/maps/place/1743%20AMSTERDAM%20AVENUE,NEW%20YORK,NY)	Graph	1	\$83,346.00	\$83,346.00	\$83,346.00	\$83,346.00
APTEKA RX INC., 1743 AMSTERDAM AVENUE, NEW YORK, NY (https://www.google.com/maps/place/1743%20AMSTERDAM%20AVENUE,NEW%20YORK,NY)	Graph	1	\$60,000.00	\$60,000.00	\$60,000.00	\$60,000.00
Totals	Graph	2	\$71,673.00	\$60,000.00	\$60,000.00	\$83,346.00

Employer Name/Worksite Address	Graph	Count	Mean Wage	Median Wage	Lowest Wage	Highest Wage
APTEKA RX INC., 1743 AMSTERDAM AVENUE, NEW YORK, NY (https://www.google.com/maps/place/1743%20AMSTERDAM%20AVENUE,NEW%20YORK,NY)	Graph	2	\$71,673.00	\$60,000.00	\$60,000.00	\$83,346.00
Totals	Graph	2	\$71,673.00	\$60,000.00	\$60,000.00	\$83,346.00

Latitude: 40.826026 Longitude: -73.685631

Employer Name/Worksite Address	Graph	Count	Mean Wage	Median Wage	Lowest Wage	Highest Wage
ETHNIC FOODS INC., 76 S BAYLES AVENUE, PORT WASHINGTON, NY (https://www.google.com/maps/place/76%20S%20BAYLES%20AVENUE,PORT%20WASHINGTON,NY)	Graph	1	\$60,000.00	\$60,000.00	\$60,000.00	\$60,000.00
ETHNIC FOODS, INC., 76 S. BAYLES AVENUE, PORT WASHINGTON, NY (https://www.google.com/maps/place/76%20S.%20BAYLES%20AVENUE,PORT%20WASHINGTON,NY)	Graph	1	\$54,080.00	\$54,080.00	\$54,080.00	\$54,080.00
Totals	Graph	2	\$57,040.00	\$54,080.00	\$54,080.00	\$60,000.00

Employer Name/Worksite Address	Graph	Count	Mean Wage	Median Wage	Lowest Wage	Highest Wage
ETHNIC FOODS, INC., 76 S. BAYLES AVENUE, PORT WASHINGTON, NY (https://www.google.com/maps/place/76%20S.%20BAYLES%20AVENUE,PORT%20WASHINGTON,NY)	Graph	1	\$54,080.00	\$54,080.00	\$54,080.00	\$54,080.00
Totals	Graph	1	\$54,080.00	\$54,080.00	\$54,080.00	\$54,080.00

Latitude: 40.826132 Longitude: -73.907949

Employer Name/Worksite Address	Graph	Count	Mean Wage	Median Wage	Lowest Wage	Highest Wage
ACE HEALTHCARE RESOURCES, LLC, 3319 THIRD AVENUE, BRONX, NY (https://www.google.com/maps/place/3319%20THIRD%20AVENUE,BRONX,NY)	Graph	1	\$65,749.00	\$65,749.00	\$65,749.00	\$65,749.00
Totals	Graph	1	\$65,749.00	\$65,749.00	\$65,749.00	\$65,749.00

Latitude: 40.826204 Longitude: -73.135807

Employer Name/Worksite Address	Graph	Count	Mean Wage	Median Wage	Lowest Wage	Highest Wage
OMNITEK PARTNERS LLC, 85 AIR PARK DRIVE, RONKONKOMA, NY (https://www.google.com/maps/place/85%20AIR%20PARK%20DRIVE,RONKONKOMA,NY)	Graph	1	\$64,695.00	\$64,695.00	\$64,695.00	\$64,695.00
Totals	Graph	1	\$64,695.00	\$64,695.00	\$64,695.00	\$64,695.00

Latitude: 40.826433 Longitude: -73.861219

Employer Name/Worksite Address	Graph	Count	Mean Wage	Median Wage	Lowest Wage	Highest Wage
GRANDISON MANAGEMENT, INC., 1010 UNDERHILL AVENUE, BRONX, NY (https://www.google.com/maps/place/1010%20UNDERHILL%20AVENUE,BRONX,NY)	Graph	30	\$65,748.80	\$65,748.80	\$65,748.80	\$65,748.80
GRANDISON MANAGEMENT, INC., 1010 UNDERHILL AVENUE, BROOKLYN, NY (https://www.google.com/maps/place/1010%20UNDERHILL%20AVENUE,BROOKLYN,NY)	Graph	30	\$65,748.80	\$65,748.80	\$65,748.80	\$65,748.80
Totals	Graph	60	\$65,748.80	\$65,748.80	\$65,748.80	\$65,748.80

Latitude: 40.826822 Longitude: -73.937875

Employer Name/Employer Address	Graph	Count	Mean Wage	Median Wage	Lowest Wage	Highest Wage
MARY WALTON'S CHILDREN'S CENTER, 224 W 152ND STREET, NEW YORK, NY (https://www.google.com/maps/place/224%20W%20152ND%20STREET,NEW%20YORK,NY)	Graph	1	\$36,198.00	\$36,198.00	\$36,198.00	\$36,198.00
Totals	Graph	1	\$36,198.00	\$36,198.00	\$36,198.00	\$36,198.00

Employer Name/Worksite Address	Graph	Count	Mean Wage	Median Wage	Lowest Wage	Highest Wage
MARY WALTON'S CHILDREN'S CENTER, 224 W 152ND ST., NEW YORK, NY (https://www.google.com/maps/place/224%20W%20152ND%20ST.,NEW%20YORK,NY)	Graph	1	\$36,198.00	\$36,198.00	\$36,198.00	\$36,198.00
Totals	Graph	1	\$36,198.00	\$36,198.00	\$36,198.00	\$36,198.00

Latitude: 40.826961 Longitude: -73.882556

Employer Name/Employer Address	Graph	Count	Mean Wage	Median Wage	Lowest Wage	Highest Wage
REGIONAL TESTING CORP., 1150 CLOSE AVENUE, BRONX, NY (https://www.google.com/maps/place/1150%20CLOSE%20AVENUE,BRONX,NY)	Graph	1	\$62,696.00	\$62,696.00	\$62,696.00	\$62,696.00
Totals	Graph	1	\$62,696.00	\$62,696.00	\$62,696.00	\$62,696.00

Employer Name/Worksite Address	Graph	Count	Mean Wage	Median Wage	Lowest Wage	Highest Wage
REGIONAL TESTING CORP., 1150 CLOSE AVENUE, BRONX, NY (https://www.google.com/maps/place/1150%20CLOSE%20AVENUE,BRONX,NY)	Graph	1	\$62,696.00	\$62,696.00	\$62,696.00	\$62,696.00
Totals	Graph	1	\$62,696.00	\$62,696.00	\$62,696.00	\$62,696.00

Latitude: 40.826985 Longitude: -73.664884

Employer Name/Worksite Address	Graph	Count	Mean Wage	Median Wage	Lowest Wage	Highest Wage
RN EXPRESS STAFFING REGISTRY, LLC, 300 EAST OVERLOOK, PORT WASHINGTON, NY (https://www.google.com/maps/place/300%20EAST%20OVERLOOK,PORT%20WASHINGTON,NY)	Graph	1	\$62,400.00	\$62,400.00	\$62,400.00	\$62,400.00
Totals	Graph	1	\$62,400.00	\$62,400.00	\$62,400.00	\$62,400.00

Latitude: 40.827064 Longitude: -73.588974

Employer Name/Worksite Address	Graph	Count	Mean Wage	Median Wage	Lowest Wage	
AHRC-NASSAU COUNTY CHAPTER, FAY J. LINDNER CENTER FOR AUTISM, BROOKVILLE, NY (https://www.google.com/maps/place/FAY%20J.%20LINDNER%20CENTER%20FOR%20AUTISM,BROOKVILLE,NY)	Graph	2	\$125,000.00	\$125,000.00	\$125,000.00	\$
Totals	Graph	2	\$125,000.00	\$125,000.00	\$125,000.00	\$

Latitude: 40.827543 Longitude: -73.504748

Employer Name/Worksite Address	Graph	Count	Mean Wage	Median Wage	Lowest Wage	Highest Wage
THE FIRST YUNNAN LLC, 35 ROOSEVELT AVE, SYOSSET, NY (https://www.google.com/maps/place/35%20ROOSEVELT%20AVE,SYOSSET,NY)	Graph	1	\$54,500.00	\$54,500.00	\$54,500.00	\$54,500.00
Totals	Graph	1	\$54,500.00	\$54,500.00	\$54,500.00	\$54,500.00

Latitude: 40.828009 Longitude: -74.435251

Employer Name/Worksite Address	Graph	Count	Mean Wage	Median Wage	Lowest Wage	Highest Wage
CAPGEMINI AMERICA INC, 400 JEFFERSON PARK, WHIPPANY, NY (https://www.google.com/maps/place/400%20JEFFERSON%20PARK,WHIPPANY,NY)	Graph	2	\$104,874.00	\$104,874.00	\$104,874.00	\$104,874.00
Totals	Graph	2	\$104,874.00	\$104,874.00	\$104,874.00	\$104,874.00

Latitude: 40.828569 Longitude: -73.684065

Employer Name/Employer Address	Graph	Count	Mean Wage	Median Wage	Lowest Wage	Highest Wage
GENEVA CONSULTING GROUP, INC., 14 VANDERVENTER AVENUE, PORT WASHINGTON, NY (https://www.google.com/maps/place/14%20VANDERVENTER%20AVENUE,PORT%20WASHINGTON,NY)	Graph	1	\$185,000.00	\$185,000.00	\$185,000.00	\$185,000.00
Totals	Graph	1	\$185,000.00	\$185,000.00	\$185,000.00	\$185,000.00

Employer Name/Worksite Address	Graph	Count	Mean Wage	Median Wage	Lowest Wage
GENEVA CONSULTING GROUP, INC., 14 VANDERVENTER AVE. SUITE 250, PORT WASHINGTON, NY (https://www.google.com/maps/place/14%20VANDERVENTER%20AVE.%20SUITE%20250,PORT%20WASHINGTON,NY)	Graph	1	\$185,000.00	\$185,000.00	\$185,000.00
Totals	Graph	1	\$185,000.00	\$185,000.00	\$185,000.00

Latitude: 40.828841 Longitude: -73.877181

Employer Name/Employer Address	Graph	Count	Mean Wage	Median Wage	Lowest Wage	Highest Wage
ROSSELLE ESTRELLA PT, 1561 WESTCHESTER AVE., BRONX, NY (https://www.google.com/maps/place/1561%20WESTCHESTER%20AVE.,BRONX,NY)	Graph	1	\$55,764.80	\$55,764.80	\$55,764.80	\$55,764.80
Totals	Graph	1	\$55,764.80	\$55,764.80	\$55,764.80	\$55,764.80

Employer Name/Worksite Address	Graph	Count	Mean Wage	Median Wage	Lowest Wage	Highest Wage
ROSSELLE ESTRELLA PT, 1561 WESTCHESTER AVE, BRONX, NY (https://www.google.com/maps/place/1561%20WESTCHESTER%20AVE,BRONX,NY)	Graph	1	\$55,764.80	\$55,764.80	\$55,764.80	\$55,764.80
Totals	Graph	1	\$55,764.80	\$55,764.80	\$55,764.80	\$55,764.80

Latitude: 40.828944 Longitude: -73.887188

Employer Name/Worksite Address	Graph	Count	Mean Wage	Median Wage	Lowest Wage	Highest Wage
JEAN MARTIN INC, 1028 FREEMAN ST, NEW YORK, NY (https://www.google.com/maps/place/1028%20FREEMAN%20ST,NEW%20YORK,NY)	Graph	2	\$71,781.00	\$71,781.00	\$71,781.00	\$71,781.00
Totals	Graph	2	\$71,781.00	\$71,781.00	\$71,781.00	\$71,781.00

Latitude: 40.829886 Longitude: -73.908121

Employer Name/Worksite Address	Graph	Count	Mean Wage	Median Wage	Lowest Wage
--------------------------------	-------	-------	-----------	-------------	-------------

Employer Name/Worksite Address	Graph	Count	Mean Wage	Median Wage	Lowest Wage
BRONX-LEBANON HOSPITAL CENTER, BRONX LEBANON HOSPITAL, BRONX, NY (https://www.google.com/maps/place/BRONX%20LEBANON%20HOSPITAL,BRONX,NY)	Graph	1	\$65,000.00	\$65,000.00	\$65,000
ESSEN MEDICAL ASSOCIATES, P.C., 1265 FULTON AVENUE, BRONX, NY (https://www.google.com/maps/place/1265%20FULTON%20AVENUE,BRONX,NY)	Graph	1	\$83,200.00	\$83,200.00	\$83,200
PILLAR PROPERTY MANAGEMENT LLC, 3251 THIRD AVENUE, BRONX, NY (https://www.google.com/maps/place/3251%20THIRD%20AVENUE,BRONX,NY)	Graph	1	\$38,896.00	\$38,896.00	\$38,896
BRONX-LEBANON HOSPITAL CENTER, DR. MARTIN LUTHER KING JR. HEALTH CENTER, BRONX, NY (https://www.google.com/maps/place/DR.%20MARTIN%20LUTHER%20KING%20JR.%20HEALTH%20CENTER,BRONX,NY)	Graph	2	\$68,913.50	\$65,860.00	\$65,860
ESSEN MEDICAL ASSOCIATES, P.C., 1276 FULTON AVE, BRONX, NY (https://www.google.com/maps/place/1276%20FULTON%20AVE,BRONX,NY)	Graph	3	\$127,000.00	\$160,000.00	\$46,000
ESSEN MEDICAL URGICARE PLLC, BLH - 1276 FULTON AVE, BRONX, NY (https://www.google.com/maps/place/BLH%20-%201276%20FULTON%20AVE,BRONX,NY)	Graph	3	\$175,000.00	\$175,000.00	\$175,000
GRANDISON MANAGEMENT, INC., 1160 TELLER AVENUE, BRONX, NY (https://www.google.com/maps/place/1160%20TELLER%20AVENUE,BRONX,NY)	Graph	10	\$65,748.80	\$65,748.80	\$65,748
Totals	Graph	21	\$89,924.33	\$65,748.80	\$38,896

Latitude: 40.830016 Longitude: -73.847362

Employer Name/Worksite Address	Graph	Count	Mean Wage	Median Wage	Lowest Wage	Highest Wage
GRANDISON MANAGEMENT, INC., 1070 HAVEMEYER AVENUE, BRONX, NY (https://www.google.com/maps/place/1070%20HAVEMEYER%20AVENUE,BRONX,NY)	Graph	20	\$65,748.80	\$65,748.80	\$65,748.80	\$65,748.80
Totals	Graph	20	\$65,748.80	\$65,748.80	\$65,748.80	\$65,748.80

Latitude: 40.830075 Longitude: -73.688281

Employer Name/Worksite Address	Graph	Count	Mean Wage	Median Wage	Lowest Wage	Highest Wage
CITYSCAPE ENGINEERING PLLC, 8 HAVEN AVE, PORT WASHINGTON, NY (https://www.google.com/maps/place/8%20HAVEN%20AVE,PORT%20WASHINGTON,NY)	Graph	1	\$58,780.80	\$58,780.80	\$58,780.80	\$58,780.80
Totals	Graph	1	\$58,780.80	\$58,780.80	\$58,780.80	\$58,780.80

Employer Name/Worksite Address	Graph	Count	Mean Wage	Median Wage	Lowest Wage	Highest Wage
CITYSCAPE ENGINEERING PLLC, 8 HAVEN AVE, PORT WASHINGTON, NY (https://www.google.com/maps/place/8%20HAVEN%20AVE,PORT%20WASHINGTON,NY)	Graph	1	\$58,780.80	\$58,780.80	\$58,780.80	\$58,780.80
Totals	Graph	1	\$58,780.80	\$58,780.80	\$58,780.80	\$58,780.80

Latitude: 40.83012 Longitude: -73.684263

Employer Name/Worksite Address	Graph	Count	Mean Wage	Median Wage	Lowest Wage	Highest Wage
JAPANESE CHILDREN'S SOCIETY, INC., 8 MAPLE STREET, PORT WASHINGTON, NY (https://www.google.com/maps/place/8%20MAPLE%20STREET,PORT%20WASHINGTON,NY)	Graph	2	\$64,958.40	\$64,958.40	\$64,958.40	\$64,958.40
Totals	Graph	2	\$64,958.40	\$64,958.40	\$64,958.40	\$64,958.40

Latitude: 40.830567 Longitude: -73.702004

Employer Name/Worksite Address	Graph	Count	Mean Wage	Median Wage	Lowest Wage	Highest Wage
SPECTRUM DESIGNS FOUNDATION LTD, 382 MAIN STREET, PORT WASHINGTON, NY (https://www.google.com/maps/place/382%20MAIN%20STREET,PORT%20WASHINGTON,NY)	Graph	1	\$62,192.00	\$62,192.00	\$62,192.00	\$62,192.00
Totals	Graph	1	\$62,192.00	\$62,192.00	\$62,192.00	\$62,192.00

Employer Name/Worksite Address	Graph	Count	Mean Wage	Median Wage	Lowest Wage	Highest Wage
SPECTRUM DESIGNS FOUNDATION LTD, 382 MAIN STREET, PORT WASHINGTON, NY (https://www.google.com/maps/place/382%20MAIN%20STREET,PORT%20WASHINGTON,NY)	Graph	1	\$62,192.00	\$62,192.00	\$62,192.00	\$62,192.00
Totals	Graph	1	\$62,192.00	\$62,192.00	\$62,192.00	\$62,192.00

Latitude: 40.830597 Longitude: -73.688639

Employer Name/Worksite Address	Graph	Count	Mean Wage	Median Wage	Lowest Wage	Highest Wage
LUMESSE, INC., 79 MAIN STREET, PORT WASHINGTON, NY (https://www.google.com/maps/place/79%20MAIN%20STREET,PORT%20WASHINGTON,NY)	Graph	1	\$105,000.00	\$105,000.00	\$105,000.00	\$105,000.00
Totals	Graph	1	\$105,000.00	\$105,000.00	\$105,000.00	\$105,000.00

Latitude: 40.830666 Longitude: -73.903341

Employer Name/Employer Address	Graph	Count	Mean Wage	Median Wage	Lowest Wage	Highest Wage
PGU PHARMACY, INC., 1229 FRANKLIN AVE., BRONX, NY (https://www.google.com/maps/place/1229%20FRANKLIN%20AVE.,BRONX,NY)	Graph	1	\$62,400.00	\$62,400.00	\$62,400.00	\$62,400.00
Totals	Graph	1	\$62,400.00	\$62,400.00	\$62,400.00	\$62,400.00

Employer Name/Worksite Address	Graph	Count	Mean Wage	Median Wage	Lowest Wage	Highest Wage
PGU PHARMACY, INC., 1229 FRANKLIN AVE., BRONX, NY (https://www.google.com/maps/place/1229%20FRANKLIN%20AVE.,BRONX,NY)	Graph	1	\$62,400.00	\$62,400.00	\$62,400.00	\$62,400.00
Totals	Graph	1	\$62,400.00	\$62,400.00	\$62,400.00	\$62,400.00

Latitude: 40.830787 Longitude: -73.900672

Employer Name/Employer Address	Graph	Count	Mean Wage	Median Wage	Lowest Wage	Highest Wage
BOSTON PEDIATRICS PLLC, 1262 BOSTON ROAD, BRONX, NY (https://www.google.com/maps/place/1262%20BOSTON%20ROAD,BRONX,NY)	Graph	1	\$180,000.00	\$180,000.00	\$180,000.00	\$180,000.00
Totals	Graph	1	\$180,000.00	\$180,000.00	\$180,000.00	\$180,000.00

Employer Name/Worksite Address	Graph	Count	Mean Wage	Median Wage	Lowest Wage	Highest Wage
BOSTON PEDIATRICS PLLC, 1262 BOSTON ROAD, BRONX, NY (https://www.google.com/maps/place/1262%20BOSTON%20ROAD,BRONX,NY)	Graph	1	\$180,000.00	\$180,000.00	\$180,000.00	\$180,000.00
Totals	Graph	1	\$180,000.00	\$180,000.00	\$180,000.00	\$180,000.00

Latitude: 40.830824 Longitude: -73.861833

Employer Name/Employer Address	Graph	Count	Mean Wage	Median Wage	Lowest Wage	Highest Wage
1211 WPR MEDICAL SERVICES PC, 1211 WHITE PLAINS ROAD, BRONX, NY (https://www.google.com/maps/place/1211%20WHITE%20PLAINS%20ROAD,BRONX,NY)	Graph	1	\$150,000.00	\$150,000.00	\$150,000.00	\$150,000.00
Totals	Graph	1	\$150,000.00	\$150,000.00	\$150,000.00	\$150,000.00

Employer Name/Worksite Address	Graph	Count	Mean Wage	Median Wage	Lowest Wage	Highest Wage
1211 WPR MEDICAL SERVICES PC, 1211 WHITE PLAINS ROAD, BRONX, NY (https://www.google.com/maps/place/1211%20WHITE%20PLAINS%20ROAD,BRONX,NY)	Graph	1	\$150,000.00	\$150,000.00	\$150,000.00	\$150,000.00

Employer Name/Worksite Address	Graph	Count	Mean Wage	Median Wage	Lowest Wage	Highest Wage
Totals	Graph	1	\$150,000.00	\$150,000.00	\$150,000.00	\$150,000.00

Latitude: 40.83087 Longitude: -73.936216

Employer Name/Employer Address	Graph	Count	Mean Wage	Median Wage	Lowest Wage	Highest Wage
THE LEGAL AID SOCIETY, 199 WATER STREET, NEW YORK, NY (https://www.google.com/maps/place/199%20WATER%20STREET,NEW%20YORK,NY)	Graph	1	\$101,668.00	\$101,668.00	\$101,668.00	\$101,668.00
Totals	Graph	1	\$101,668.00	\$101,668.00	\$101,668.00	\$101,668.00

Employer Name/Worksite Address	Graph	Count	Mean Wage	Median Wage	Lowest Wage	Highest Wage
TRACK REVENUE, INC., 311 WEST 43RD STREET, NEW YORK, NY (https://www.google.com/maps/place/311%20WEST%2043RD%20STREET,NEW%20YORK,NY)	Graph	1	\$57,700.00	\$57,700.00	\$57,700.00	\$57,700.00
Totals	Graph	1	\$57,700.00	\$57,700.00	\$57,700.00	\$57,700.00

Latitude: 40.831346 Longitude: -73.90242

Employer Name/Employer Address	Graph	Count	Mean Wage	Median Wage	Lowest Wage	Highest Wage
DR. MARTIN LUTHER KING JR. HEALTH CENTER, INC., 1265 FRANKLIN AVENUE, BRONX, NY (https://www.google.com/maps/place/1265%20FRANKLIN%20AVENUE,BRONX,NY)	Graph	1	\$175,000.00	\$175,000.00	\$175,000.00	\$175,000.00
Totals	Graph	1	\$175,000.00	\$175,000.00	\$175,000.00	\$175,000.00

Employer Name/Worksite Address	Graph	Count	Mean Wage	Median Wage	Lowest Wage	Highest Wage
DR. MARTIN LUTHER KING JR. HEALTH CENTER, INC., 1265 FRANKLIN AVENUE, BRONX, NY (https://www.google.com/maps/place/1265%20FRANKLIN%20AVENUE,BRONX,NY)	Graph	1	\$175,000.00	\$175,000.00	\$175,000.00	\$175,000.00
Totals	Graph	1	\$175,000.00	\$175,000.00	\$175,000.00	\$175,000.00

Latitude: 40.831496 Longitude: -73.903999

Employer Name/Worksite Address	Graph	Count	Mean Wage	Median Wage	Lowest Wage	Highest Wage
ST. MARKS WORLD, INC., 1265 FULTON AVENUE, BRONX, NY (https://www.google.com/maps/place/1265%20FULTON%20AVENUE,BRONX,NY)	Graph	1	\$67,000.00	\$67,000.00	\$67,000.00	\$67,000.00
Totals	Graph	1	\$67,000.00	\$67,000.00	\$67,000.00	\$67,000.00

Latitude: 40.831555 Longitude: -73.911955

Employer Name/Worksite Address	Graph	Count	Mean Wage	Median Wage	Lowest Wage	Highest Wage
GRANDISON MANAGEMENT, INC., 1160 TELLER AVENUE, BRONX, NY (https://www.google.com/maps/place/1160%20TELLER%20AVENUE,BRONX,NY)	Graph	50	\$71,755.84	\$65,748.80	\$65,748.80	\$95,784.00
Totals	Graph	50	\$71,755.84	\$65,748.80	\$65,748.80	\$95,784.00

Latitude: 40.831606 Longitude: -73.867076

Employer Name/Employer Address	Graph	Count	Mean Wage	Median Wage	Lowest Wage	Highest Wage
VENKATESWARA PHARMACY, 1780 WESTCHESTER AVENUE, BRONX, NY (https://www.google.com/maps/place/1780%20WESTCHESTER%20AVENUE,BRONX,NY)	Graph	2	\$60,000.00	\$60,000.00	\$60,000.00	\$60,000.00

Employer Name/Employer Address	Graph	Count	Mean Wage	Median Wage	Lowest Wage	Highest Wage
Totals	Graph	2	\$60,000.00	\$60,000.00	\$60,000.00	\$60,000.00

Employer Name/Worksite Address	Graph	Count	Mean Wage	Median Wage	Lowest Wage	Highest Wage
VENKATESWARA PHARMACY, 1780 WESTCHESTER AVENUE, BRONX, NY (https://www.google.com/maps/place/1780%20WESTCHESTER%20AVENUE,BRONX,NY)	Graph	2	\$60,000.00	\$60,000.00	\$60,000.00	\$60,000.00
Totals	Graph	2	\$60,000.00	\$60,000.00	\$60,000.00	\$60,000.00

Latitude: 40.831778 Longitude: -73.90365

Employer Name/Employer Address	Graph	Count	Mean Wage	Median Wage	Lowest Wage	Highest Wage
BRONX-LEBANON HOSPITAL CENTER, 1276 FULTON AVENUE, BRONX, NY (https://www.google.com/maps/place/1276%20FULTON%20AVENUE,BRONX,NY)	Graph	2	\$204,100.00	\$65,000.00	\$65,000.00	\$343,200.00
Totals	Graph	2	\$204,100.00	\$65,000.00	\$65,000.00	\$343,200.00

Employer Name/Worksite Address	Graph	Count	Mean Wage	Median Wage	Lowest Wage	Highest Wage
GAVS TECHNOLOGIES NA INC., 1276 FULTON AVENUE, BRONX, NY (https://www.google.com/maps/place/1276%20FULTON%20AVENUE,BRONX,NY)	Graph	4	\$103,673.00	\$76,586.00	\$76,586.00	\$170,000.00
Totals	Graph	4	\$103,673.00	\$76,586.00	\$76,586.00	\$170,000.00

Latitude: 40.831809 Longitude: -73.500058

Employer Name/Employer Address	Graph	Count	Mean Wage	Median Wage	Lowest Wage	Highest Wage
DYNASTY GOLD JEWELERS INC, 180 BERRY HILL ROAD, SYOSSET, NY (https://www.google.com/maps/place/180%20BERRY%20HILL%20ROAD,SYOSSET,NY)	Graph	1	\$38,563.20	\$38,563.20	\$38,563.20	\$38,563.20
Totals	Graph	1	\$38,563.20	\$38,563.20	\$38,563.20	\$38,563.20

Employer Name/Worksite Address	Graph	Count	Mean Wage	Median Wage	Lowest Wage	Highest Wage
DYNASTY GOLD JEWELERS INC, 180 BERRY HILL ROAD, SYOSSET, NY (https://www.google.com/maps/place/180%20BERRY%20HILL%20ROAD,SYOSSET,NY)	Graph	1	\$38,563.20	\$38,563.20	\$38,563.20	\$38,563.20
Totals	Graph	1	\$38,563.20	\$38,563.20	\$38,563.20	\$38,563.20

Latitude: 40.831857 Longitude: -73.90208

Employer Name/Employer Address	Graph	Count	Mean Wage	Median Wage	Lowest Wage	Highest Wage
DRUG DEPOT CORP, 619 EAST 169TH STREET, BRONX, NY (https://www.google.com/maps/place/619%20EAST%20169TH%20STREET,BRONX,NY)	Graph	1	\$100,000.00	\$100,000.00	\$100,000.00	\$100,000.00
Totals	Graph	1	\$100,000.00	\$100,000.00	\$100,000.00	\$100,000.00

Employer Name/Worksite Address	Graph	Count	Mean Wage	Median Wage	Lowest Wage	Highest Wage
DRUG DEPOT CORP, 619 EAST 169TH STREET, BRONX, NY (https://www.google.com/maps/place/619%20EAST%20169TH%20STREET,BRONX,NY)	Graph	1	\$100,000.00	\$100,000.00	\$100,000.00	\$100,000.00
Totals	Graph	1	\$100,000.00	\$100,000.00	\$100,000.00	\$100,000.00

Latitude: 40.831943 Longitude: -73.034581

Employer Name/Worksite Address	Graph	Count	Mean Wage	Median Wage	Lowest Wage	Highest Wage
ACHIEVER UNITED, INC., 700 HORSEBLOCK ROAD, FARMINGVILLE, NY (https://www.google.com/maps/place/700%20HORSEBLOCK%20ROAD,FARMINGVILLE,NY)	Graph	4	\$55,800.00	\$50,100.00	\$50,100.00	\$61,500.00
Totals	Graph	4	\$55,800.00	\$50,100.00	\$50,100.00	\$61,500.00

Latitude: 40.83239 Longitude: -73.460954

Employer Name/Worksite Address	Graph	Count	Mean Wage	Median Wage	Lowest Wage	Highest Wage
BLUE SPACE TECHNOLOGIES, INC., 1 ARIZONA PLAZA, WOODBURY, NY (https://www.google.com/maps/place/1%20ARIZONA%20PLAZA,WOODBURY,NY)	Graph	1	\$70,000.00	\$70,000.00	\$70,000.00	\$70,000.00
Totals	Graph	1	\$70,000.00	\$70,000.00	\$70,000.00	\$70,000.00

Latitude: 40.832399 Longitude: -73.83024

Employer Name/Employer Address	Graph	Count	Mean Wage	Median Wage	Lowest Wage	Highest Wage
ENSIGN ENGINEERING, P.C., 1111 CALHOUN AVENUE, BRONX, NY (https://www.google.com/maps/place/1111%20CALHOUN%20AVENUE,BRONX,NY)	Graph	2	\$63,084.50	\$61,069.00	\$61,069.00	\$65,100.00
Totals	Graph	2	\$63,084.50	\$61,069.00	\$61,069.00	\$65,100.00

Employer Name/Worksite Address	Graph	Count	Mean Wage	Median Wage	Lowest Wage	Highest Wage
ENSIGN ENGINEERING, P.C., 1111 CALHOUN AVENUE, BRONX, NY (https://www.google.com/maps/place/1111%20CALHOUN%20AVENUE,BRONX,NY)	Graph	2	\$63,084.50	\$61,069.00	\$61,069.00	\$65,100.00
Totals	Graph	2	\$63,084.50	\$61,069.00	\$61,069.00	\$65,100.00

Latitude: 40.833105 Longitude: -73.942434

Employer Name/Worksite Address	Graph	Count	Mean Wage	Median Wage	Lowest Wage	Highest Wage
COMMUNITY HEALTHCARE NETWORK, INC., 511 WEST 157TH STREET, NEW YORK, NY (https://www.google.com/maps/place/511%20WEST%20157TH%20STREET,NEW%20YORK,NY)	Graph	1	\$53,000.00	\$53,000.00	\$53,000.00	\$53,000.00
Totals	Graph	1	\$53,000.00	\$53,000.00	\$53,000.00	\$53,000.00

Latitude: 40.833109 Longitude: -73.914081

Employer Name/Worksite Address	Graph	Count	Mean Wage	Median Wage	Lowest Wage	Highest Wage
SUCCESS ACADEMY CHARTER SCHOOLS - NYC, 270 EAST 167TH STREET, BRONX, NY (https://www.google.com/maps/place/270%20EAST%20167TH%20STREET,BRONX,NY)	Graph	1	\$55,000.00	\$55,000.00	\$55,000.00	\$55,000.00
Totals	Graph	1	\$55,000.00	\$55,000.00	\$55,000.00	\$55,000.00

Latitude: 40.8335 Longitude: -73.858865

Employer Name/Employer Address	Graph	Count	Mean Wage	Median Wage	Lowest Wage	Highest Wage
JEFFERSON PHARMA LLC, 1959 WESTCHESTER AVENUE, BRONX, NY (https://www.google.com/maps/place/1959%20WESTCHESTER%20AVENUE,BRONX,NY)	Graph	1	\$55,764.80	\$55,764.80	\$55,764.80	\$55,764.80
Totals	Graph	1	\$55,764.80	\$55,764.80	\$55,764.80	\$55,764.80

Employer Name/Worksite Address	Graph	Count	Mean Wage	Median Wage	Lowest Wage	Highest Wage

Employer Name/Worksite Address	Graph	Count	Mean Wage	Median Wage	Lowest Wage	Highest Wage
JEFFERSON PHARMA LLC, 1959 WESTCHESTER AVENUE, BRONX, NY (https://www.google.com/maps/place/1959%20WESTCHESTER%20AVENUE,BRONX,NY)	Graph	1	\$55,764.80	\$55,764.80	\$55,764.80	\$55,764.80
Totals	Graph	1	\$55,764.80	\$55,764.80	\$55,764.80	\$55,764.80

Latitude: 40.833626 Longitude: -73.94015

Employer Name/Worksite Address	Graph	Count	Mean Wage	Median Wage	Lowest Wage	Highest Wage
UNITED FEDERATION OF BLACK COMM. ORG. INC., 474 WEST 159TH STREET, NEW YORK, NY (https://www.google.com/maps/place/474%20WEST%20159TH%20STREET,NEW%20YORK,NY)	Graph	1	\$27,456.00	\$27,456.00	\$27,456.00	\$27,456.00
UNITED FEDERATION OF BLACK COMMUNITY ORGANIZATIONS, INC., 474 W. 159TH STREET, NEW YORK, NY (https://www.google.com/maps/place/474%20W.%20159TH%20STREET,NEW%20YORK,NY)	Graph	2	\$52,370.00	\$52,370.00	\$52,370.00	\$52,370.00
Totals	Graph	3	\$44,065.33	\$52,370.00	\$27,456.00	\$52,370.00

Employer Name/Worksite Address	Graph	Count	Mean Wage	Median Wage	Lowest Wage	Highest Wage
UNITED FEDERATION OF BLACK COMM. ORG. INC., 474 WEST 159TH STREET, NEW YORK, NY (https://www.google.com/maps/place/474%20WEST%20159TH%20STREET,NEW%20YORK,NY)	Graph	1	\$27,456.00	\$27,456.00	\$27,456.00	\$27,456.00
UNITED FEDERATION OF BLACK COMMUNITY ORGANIZATIONS, INC., 474 W. 159TH STREET, NEW YORK, NY (https://www.google.com/maps/place/474%20W.%20159TH%20STREET,NEW%20YORK,NY)	Graph	2	\$52,370.00	\$52,370.00	\$52,370.00	\$52,370.00
Totals	Graph	3	\$44,065.33	\$52,370.00	\$27,456.00	\$52,370.00

Latitude: 40.834093 Longitude: -73.840783

Employer Name/Worksite Address	Graph	Count	Mean Wage	Median Wage	Lowest Wage	Highest Wage
ADVANCED CONTRACTING SOLUTIONS, LLC, 1160 COMMERCE AVE, BRONX, NY (https://www.google.com/maps/place/1160%20COMMERCE%20AVE,BRONX,NY)	Graph	1	\$72,500.00	\$72,500.00	\$72,500.00	\$72,500.00
ADVANCED CONTRACTING SOLUTIONS,LLC, 1160 COMMERCE AVE, BRONX, NY (https://www.google.com/maps/place/1160%20COMMERCE%20AVE,BRONX,NY)	Graph	1	\$94,000.00	\$94,000.00	\$94,000.00	\$94,000.00
ADVANCED CONTRACTING SOLUTIONS, LLC, 1160 COMMERCE AVE., BRONX, NY (https://www.google.com/maps/place/1160%20COMMERCE%20AVE.,BRONX,NY)	Graph	8	\$61,250.00	\$50,000.00	\$50,000.00	\$72,500.00
Totals	Graph	10	\$65,650.00	\$72,500.00	\$50,000.00	\$94,000.00

Employer Name/Worksite Address	Graph	Count	Mean Wage	Median Wage	Lowest Wage	Highest Wage
ADVANCED CONTRACTING SOLUTIONS, LLC, 1160 COMMERCE AVE, BRONX, NY (https://www.google.com/maps/place/1160%20COMMERCE%20AVE,BRONX,NY)	Graph	2	\$83,250.00	\$72,500.00	\$72,500.00	\$94,000.00
ADVANCED CONTRACTING SOLUTIONS, LLC, 1160 COMMERCE AVE., BRONX, NY (https://www.google.com/maps/place/1160%20COMMERCE%20AVE.,BRONX,NY)	Graph	8	\$61,250.00	\$50,000.00	\$50,000.00	\$72,500.00
Totals	Graph	10	\$65,650.00	\$72,500.00	\$50,000.00	\$94,000.00

Latitude: 40.834248 Longitude: -73.85186

Employer Name/Worksite Address	Graph	Count	Mean Wage	Median Wage	Lowest Wage	Highest Wage
HILL PHARMACY, INC., 2197 WESTCHESTER AVENUE, BRONX, NY (https://www.google.com/maps/place/2197%20WESTCHESTER%20AVENUE,BRONX,NY)	Graph	1	\$64,600.00	\$64,600.00	\$64,600.00	\$64,600.00
Totals	Graph	1	\$64,600.00	\$64,600.00	\$64,600.00	\$64,600.00

Employer Name/Worksite Address	Graph	Count	Mean Wage	Median Wage	Lowest Wage	Highest Wage
--------------------------------	-------	-------	-----------	-------------	-------------	--------------

Employer Name/Worksite Address	Graph	Count	Mean Wage	Median Wage	Lowest Wage	Highest Wage
HILL PHARMACY, INC., 2197 WESTCHESTER AVENUE, BRONX, NY (https://www.google.com/maps/place/2197%20WESTCHESTER%20AVENUE,BRONX,NY)	Graph	1	\$64,600.00	\$64,600.00	\$64,600.00	\$64,600.00
Totals	Graph	1	\$64,600.00	\$64,600.00	\$64,600.00	\$64,600.00

Latitude: 40.834356 Longitude: -73.887482

Employer Name/Worksite Address	Graph	Count	Mean Wage	Median Wage	Lowest Wage	Highest Wage
AHRC NYC, 1553 VYSE AVE, BRONX, NY (https://www.google.com/maps/place/1553%20VYSE%20AVE,BRONX,NY)	Graph	1	\$43,680.00	\$43,680.00	\$43,680.00	\$43,680.00
Totals	Graph	1	\$43,680.00	\$43,680.00	\$43,680.00	\$43,680.00

Latitude: 40.834661 Longitude: -73.846979

Employer Name/Worksite Address	Graph	Count	Mean Wage	Median Wage	Lowest Wage	Highest Wage
SAPNA NYC, 2348 WATERBURY AVENUE, BRONX, NY (https://www.google.com/maps/place/2348%20WATERBURY%20AVENUE,BRONX,NY)	Graph	1	\$55,800.00	\$55,800.00	\$55,800.00	\$55,800.00
Totals	Graph	1	\$55,800.00	\$55,800.00	\$55,800.00	\$55,800.00

Employer Name/Worksite Address	Graph	Count	Mean Wage	Median Wage	Lowest Wage	Highest Wage
SAPNA NYC, 2348 WATERBURY AVENUE, BRONX, NY (https://www.google.com/maps/place/2348%20WATERBURY%20AVENUE,BRONX,NY)	Graph	1	\$55,800.00	\$55,800.00	\$55,800.00	\$55,800.00
Totals	Graph	1	\$55,800.00	\$55,800.00	\$55,800.00	\$55,800.00

Latitude: 40.834855 Longitude: -73.882847

Employer Name/Worksite Address	Graph	Count	Mean Wage	Median Wage	Lowest Wage	Highest Wage
GUSTIAMO, INC, 1715 WEST FARMS ROAD, BRONX, NY (https://www.google.com/maps/place/1715%20WEST%20FARMS%20ROAD,BRONX,NY)	Graph	1	\$38,771.00	\$38,771.00	\$38,771.00	\$38,771.00
Totals	Graph	1	\$38,771.00	\$38,771.00	\$38,771.00	\$38,771.00

Employer Name/Worksite Address	Graph	Count	Mean Wage	Median Wage	Lowest Wage	Highest Wage
GUSTIAMO, INC, 1715 WEST FARMS ROAD, BRONX, NY (https://www.google.com/maps/place/1715%20WEST%20FARMS%20ROAD,BRONX,NY)	Graph	1	\$38,771.00	\$38,771.00	\$38,771.00	\$38,771.00
Totals	Graph	1	\$38,771.00	\$38,771.00	\$38,771.00	\$38,771.00

Latitude: 40.834858 Longitude: -73.943062

Employer Name/Worksite Address	Graph	Count	Mean Wage	Median Wage	Lowest Wage	Highest Wage
CLASSICAL THEATRE OF HARLEM, 566 WEST 159TH STREET, NEW YORK, NY (https://www.google.com/maps/place/566%20WEST%20159TH%20STREET,NEW%20YORK,NY)	Graph	1	\$77,000.00	\$77,000.00	\$77,000.00	\$77,000.00
Totals	Graph	1	\$77,000.00	\$77,000.00	\$77,000.00	\$77,000.00

Employer Name/Worksite Address	Graph	Count	Mean Wage	Median Wage	Lowest Wage	Highest Wage
CLASSICAL THEATRE OF HARLEM, 566 WEST 159TH STREET, NEW YORK, NY (https://www.google.com/maps/place/566%20WEST%20159TH%20STREET,NEW%20YORK,NY)	Graph	1	\$77,000.00	\$77,000.00	\$77,000.00	\$77,000.00

Employer Name/Worksite Address	Graph	Count	Mean Wage	Median Wage	Lowest Wage	Highest Wage
Totals	Graph	1	\$77,000.00	\$77,000.00	\$77,000.00	\$77,000.00

Latitude: 40.835244 Longitude: -73.920054

Employer Name/Worksite Address	Graph	Count	Mean Wage	Median Wage	Lowest Wage	Highest Wage
SCRIPT RX INC, 72 EAST 167TH STREET, BRONX, NY (https://www.google.com/maps/place/72%20EAST%20167TH%20STREET,BRONX,NY)	Graph	1	\$58,198.40	\$58,198.40	\$58,198.40	\$58,198.40
Totals	Graph	1	\$58,198.40	\$58,198.40	\$58,198.40	\$58,198.40

Employer Name/Worksite Address	Graph	Count	Mean Wage	Median Wage	Lowest Wage	Highest Wage
SCRIPT RX INC, 72 EAST 167TH STREET, BRONX, NY (https://www.google.com/maps/place/72%20EAST%20167TH%20STREET,BRONX,NY)	Graph	1	\$58,198.40	\$58,198.40	\$58,198.40	\$58,198.40
Totals	Graph	1	\$58,198.40	\$58,198.40	\$58,198.40	\$58,198.40

Latitude: 40.83538 Longitude: -73.938751

Employer Name/Worksite Address	Graph	Count	Mean Wage	Median Wage	Lowest Wage	Highest Wage
BRIAN O'KEEFE ARCHITECT, P.C., 445 W.162ND STREET, NEW YORK, NY (https://www.google.com/maps/place/445%20W.162ND%20STREET,NEW%20YORK,NY)	Graph	1	\$60,000.00	\$60,000.00	\$60,000.00	\$60,000.00
Totals	Graph	1	\$60,000.00	\$60,000.00	\$60,000.00	\$60,000.00

Employer Name/Worksite Address	Graph	Count	Mean Wage	Median Wage	Lowest Wage	Highest Wage
BRIAN O'KEEFE ARCHITECT, P.C., 445 W.162ND STREET, NEW YORK, NY (https://www.google.com/maps/place/445%20W.162ND%20STREET,NEW%20YORK,NY)	Graph	1	\$60,000.00	\$60,000.00	\$60,000.00	\$60,000.00
Totals	Graph	1	\$60,000.00	\$60,000.00	\$60,000.00	\$60,000.00

Latitude: 40.835564 Longitude: -73.699809

Employer Name/Worksite Address	Graph	Count	Mean Wage	Median Wage	Lowest Wage	Highest Wage
ACETO CORPORATION, TRI HARBOR COURT, PORT WASHINGTON, NY (https://www.google.com/maps/place/TRI%20HARBOR%20COURT,PORT%20WASHINGTON,NY)	Graph	1	\$88,000.00	\$88,000.00	\$88,000.00	\$88,000.00
Totals	Graph	1	\$88,000.00	\$88,000.00	\$88,000.00	\$88,000.00

Employer Name/Worksite Address	Graph	Count	Mean Wage	Median Wage	Lowest Wage	Highest Wage
ACETO CORPORATION, TRI HARBOR COURT, PORT WASHINGTON, NY (https://www.google.com/maps/place/TRI%20HARBOR%20COURT,PORT%20WASHINGTON,NY)	Graph	1	\$88,000.00	\$88,000.00	\$88,000.00	\$88,000.00
Totals	Graph	1	\$88,000.00	\$88,000.00	\$88,000.00	\$88,000.00

Latitude: 40.83656 Longitude: -73.946452

Employer Name/Worksite Address	Graph	Count	Mean Wage	Median Wage	Lowest Wage	Highest Wage
CLOUDERA, INC., 860 RIVERSIDE DRIVE, NEW YORK, NY (https://www.google.com/maps/place/860%20RIVERSIDE%20DRIVE,NEW%20YORK,NY)	Graph	1	\$95,000.00	\$95,000.00	\$95,000.00	\$95,000.00
Totals	Graph	1	\$95,000.00	\$95,000.00	\$95,000.00	\$95,000.00

Latitude: 40.83698 Longitude: -73.917576

Employer Name/Employer Address	Graph	Count	Mean Wage	Median Wage	Lowest Wage	Highest Wage
ROSALYN YALOW CHARTER SCHOOL, 116 E. 169TH STREET, BRONX, NY (https://www.google.com/maps/place/116%20E.%20169TH%20STREET,BRONX,NY)	Graph	1	\$80,000.18	\$80,000.18	\$80,000.18	\$80,000.18
Totals	Graph	1	\$80,000.18	\$80,000.18	\$80,000.18	\$80,000.18

Employer Name/Worksite Address	Graph	Count	Mean Wage	Median Wage	Lowest Wage	Highest Wage
ROSALYN YALOW CHARTER SCHOOL, 116 E. 169TH STREET, BRONX, NY (https://www.google.com/maps/place/116%20E.%20169TH%20STREET,BRONX,NY)	Graph	1	\$80,000.18	\$80,000.18	\$80,000.18	\$80,000.18
Totals	Graph	1	\$80,000.18	\$80,000.18	\$80,000.18	\$80,000.18

Latitude: 40.837232 Longitude: -73.834159

Employer Name/Employer Address	Graph	Count	Mean Wage	Median Wage	Lowest Wage	Highest Wage
ABILITY BUILDERS FOR CHILDREN, LLC, 3175 EAST TREMONT AVENUE, FLOOR TWO, BRONX, NY (https://www.google.com/maps/place/3175%20EAST%20TREMONT%20AVENUE,%20FLOOR%20TWO,BRONX,NY)	Graph	1	\$48,048.00	\$48,048.00	\$48,048.00	\$48,048.00
Totals	Graph	1	\$48,048.00	\$48,048.00	\$48,048.00	\$48,048.00

Employer Name/Worksite Address	Graph	Count	Mean Wage	Median Wage	Lowest Wage	Highest Wage
ABILITY BUILDERS FOR CHILDREN, LLC, 3175 EAST TREMONT AVENUE, FLOOR TWO, BRONX, NY (https://www.google.com/maps/place/3175%20EAST%20TREMONT%20AVENUE,%20FLOOR%20TWO,BRONX,NY)	Graph	1	\$48,048.00	\$48,048.00	\$48,048.00	\$48,048.00
Totals	Graph	1	\$48,048.00	\$48,048.00	\$48,048.00	\$48,048.00

Latitude: 40.837391 Longitude: -73.923438

Employer Name/Employer Address	Graph	Count	Mean Wage	Median Wage	Lowest Wage	Highest Wage
HARBOR APOTHECARY INC., 625 EAST FORDHAM RD, BRONX, NY (https://www.google.com/maps/place/625%20EAST%20FORDHAM%20RD,BRONX,NY)	Graph	1	\$100,901.00	\$100,901.00	\$100,901.00	\$100,901.00
SCRIPTRX, INC., 72 EAST 167 STREET, BRONX, NY (https://www.google.com/maps/place/72%20EAST%20167%20STREET,BRONX,NY)	Graph	1	\$105,900.00	\$105,900.00	\$105,900.00	\$105,900.00
Totals	Graph	2	\$103,400.50	\$100,901.00	\$100,901.00	\$105,900.00

Employer Name/Worksite Address	Graph	Count	Mean Wage	Median Wage	Lowest Wage	Highest Wage
SCRIPTRX, INC., 72 EAST 167 STREET, BRONX, NY (https://www.google.com/maps/place/72%20EAST%20167%20STREET,BRONX,NY)	Graph	1	\$105,900.00	\$105,900.00	\$105,900.00	\$105,900.00
Totals	Graph	1	\$105,900.00	\$105,900.00	\$105,900.00	\$105,900.00

Latitude: 40.837475 Longitude: -73.842442

Employer Name/Worksite Address	Graph	Count	Mean Wage	Median Wage	Lowest Wage	Highest Wage
SDLC MANAGEMENT, INC., 2500 HALSEY STREET #2, BRONX, NY (https://www.google.com/maps/place/2500%20HALSEY%20STREET%20#2,BRONX,NY)	Graph	15	\$70,800.00	\$68,000.00	\$68,000.00	\$75,000.00
Totals	Graph	15	\$70,800.00	\$68,000.00	\$68,000.00	\$75,000.00

Latitude: 40.837694 Longitude: -73.859329

Employer Name/Worksite Address	Graph	Count	Mean Wage	Median Wage	Lowest Wage	Highest Wage
PROLIFICS, INC., 1564 UNIONPORT ROAD, BRONX, NY (https://www.google.com/maps/place/1564%20UNIONPORT%20ROAD,BRONX,NY)	Graph	1	\$114,026.00	\$114,026.00	\$114,026.00	\$114,026.00
Totals	Graph	1	\$114,026.00	\$114,026.00	\$114,026.00	\$114,026.00

Latitude: 40.838431 Longitude: -73.923026

Employer Name/Worksite Address	Graph	Count	Mean Wage	Median Wage	Lowest Wage	Highest Wage
ESSEN MEDICAL ASSOCIATES, P.C., 1250 SHAKESPEARE AVENUE, BRONX, NY (https://www.google.com/maps/place/1250%20SHAKESPEARE%20AVENUE,BRONX,NY)	Graph	1	\$170,000.00	\$170,000.00	\$170,000.00	\$170,000.00
Totals	Graph	1	\$170,000.00	\$170,000.00	\$170,000.00	\$170,000.00

Latitude: 40.838792 Longitude: -73.94283

Employer Name/Worksite Address	Graph	Count	Mean Wage	Median Wage
AFFINITY REHABILITATION, 530 WEST 166TH STREET, NEW YORK, NY (https://www.google.com/maps/place/530%20WEST%20166TH%20STREET,NEW%20YORK,NY)	Graph	1	\$93,600.00	\$93,600.00
COLUMBIA UNIVERSITY, 1150 ST NICHOLAS AVE, NEW YORK, NY (https://www.google.com/maps/place/1150%20ST%20NICHOLAS%20AVE,NEW%20YORK,NY)	Graph	1	\$53,000.00	\$53,000.00
COLUMBIA UNIVERSITY, 630 W 168TH ST, NEW YORK, NY (https://www.google.com/maps/place/630%20W%20168TH%20ST,NEW%20YORK,NY)	Graph	1	\$91,998.00	\$91,998.00
COLUMBIA UNIVERSITY, 630 WEST 168TH STREET P&S 16-416, NEW YORK, NY (https://www.google.com/maps/place/630%20WEST%20168TH%20STREET%20P%26S%2016-416,NEW%20YORK,NY)	Graph	1	\$59,120.00	\$59,120.00
COLUMBIA UNIVERSITY, 650 W 168TH ST, NEW YORK, NY (https://www.google.com/maps/place/650%20W%20168TH%20ST,NEW%20YORK,NY)	Graph	1	\$58,916.00	\$58,916.00
COLUMBIA UNIVERSITY, 701 WEST 168TH STREET 1104, NEW YORK, NY (https://www.google.com/maps/place/701%20WEST%20168TH%20STREET%201104,NEW%20YORK,NY)	Graph	1	\$48,425.52	\$48,425.52
COLUMBIA UNIVERSITY, COLUMBIA UNIVERSITY, ROOM 646, NY (https://www.google.com/maps/place/COLUMBIA%20UNIVERSITY,ROOM%20646,NY)	Graph	1	\$61,800.00	\$61,800.00
GROUP PMX, LLC, COLUMBIA UNIVERSITY MEDICAL CENTER, NEW YORK, NY (https://www.google.com/maps/place/COLUMBIA%20UNIVERSITY%20MEDICAL%20CENTER,NEW%20YORK,NY)	Graph	1	\$62,500.00	\$62,500.00
NUMBERS ONLY, INC., 622 WEST 168 ST, NEW YORK, NY (https://www.google.com/maps/place/622%20WEST%20168%20ST,NEW%20YORK,NY)	Graph	1	\$80,000.00	\$80,000.00
COLUMBIA UNIVERSITY, 630 WEST 168TH STREET, NEW YORK, NY (https://www.google.com/maps/place/630%20WEST%20168TH%20STREET,NEW%20YORK,NY)	Graph	2	\$62,050.00	\$60,240.00
COLUMBIA UNIVERSITY, COLUMBIA UNIVERISTY, NEW YORK, NY (https://www.google.com/maps/place/COLUMBIA%20UNIVERISTY,NEW%20YORK,NY)	Graph	2	\$65,486.08	\$40,972.10
HOWARD HUGHES MEDICAL INSTITUTE, HHMI/COLUMBIA UNIVERSITY, NEW YORK, NY (https://www.google.com/maps/place/HHMI/COLUMBIA%20UNIVERSITY,NEW%20YORK,NY)	Graph	2	\$54,000.00	\$50,000.00
ST. BARNABAS HOSPITAL, CHILDREN'S HOSPITAL OF NY PRESBYTERIAN, COLUMBIA, NEW YORK, NY (https://www.google.com/maps/place/CHILDREN'S%20HOSPITAL%20OF%20NY%20PRESBYTERIAN,%20COLUMBIA,NEW%20YORK,NY)	Graph	2	\$52,932.37	\$52,932.37
COLUMBIA UNIVERSITY, COLUMBIA UNIVERSITY, NEW YORK, NY (https://www.google.com/maps/place/COLUMBIA%20UNIVERSITY,NEW%20YORK,NY)	Graph	119	\$65,510.20	\$54,838.00
Totals	Graph	136	\$65,250.08	\$54,954.00

Latitude: 40.839207 Longitude: -73.548316

Employer Name/Worksite Address	Graph	Count	Mean Wage	Median Wage	Lowest Wage	Highest Wage
STEVEN DUBNER LANDSCAPING, INC., 6050 NORTHERN BLVD, MUTTONTOWN, NY (https://www.google.com/maps/place/6050%20NORTHERN%20BLVD,MUTTONTOWN,NY)	Graph	1	\$52,312.00	\$52,312.00	\$52,312.00	\$52,312.00
Totals	Graph	1	\$52,312.00	\$52,312.00	\$52,312.00	\$52,312.00

Latitude: 40.839378 Longitude: -73.940914

Employer Name/Worksite Address	Graph	Count	Mean Wage	Median Wage	Lowest Wage	Highest Wage
COLUMBIA UNIVERSITY, 3960 BROADWAY, NEW YORK, NY (https://www.google.com/maps/place/3960%20BROADWAY,NEW%20YORK,NY)	Graph	2	\$51,500.00	\$51,000.00	\$51,000.00	\$52,000.00
Totals	Graph	2	\$51,500.00	\$51,000.00	\$51,000.00	\$52,000.00

Latitude: 40.839438 Longitude: -73.919687

Employer Name/Employer Address	Graph	Count	Mean Wage	Median Wage	Lowest Wage	Highest Wage
BRONX ACADEMY OF PROMISE CHARTER SCHOOL, 1349 INWOOD AVE., BRONX, NY (https://www.google.com/maps/place/1349%20INWOOD%20AVE.,BRONX,NY)	Graph	1	\$63,683.69	\$63,683.69	\$63,683.69	\$63,683.69
Totals	Graph	1	\$63,683.69	\$63,683.69	\$63,683.69	\$63,683.69

Employer Name/Worksite Address	Graph	Count	Mean Wage	Median Wage	Lowest Wage	Highest Wage
BRONX ACADEMY OF PROMISE CHARTER SCHOOL, 1349 INWOOD AVE., BRONX, NY (https://www.google.com/maps/place/1349%20INWOOD%20AVE.,BRONX,NY)	Graph	1	\$63,683.69	\$63,683.69	\$63,683.69	\$63,683.69
Totals	Graph	1	\$63,683.69	\$63,683.69	\$63,683.69	\$63,683.69

Latitude: 40.839469 Longitude: -73.941011

Employer Name/Worksite Address	Graph	Count	Mean Wage	Median Wage	Lowest Wage	Highest Wage
NYC-HHC LINCOLN MEDICAL AND MENTAL HEALTH CENTER, 3959 BROADWAY, NEW YORK, NY (https://www.google.com/maps/place/3959%20BROADWAY,NEW%20YORK,NY)	Graph	1	\$62,350.00	\$62,350.00	\$62,350.00	\$62,350.00
Totals	Graph	1	\$62,350.00	\$62,350.00	\$62,350.00	\$62,350.00

Latitude: 40.839507 Longitude: -73.94162

Employer Name/Employer Address	Graph	Count	Mean Wage	Median Wage	Lowest Wage	Highest Wage
THE NEW YORK AND PRESBYTERIAN HOSPITAL, 627 WEST 165TH STREET, NEW YORK, NY (https://www.google.com/maps/place/627%20WEST%20165TH%20STREET,NEW%20YORK,NY)	Graph	1	\$84,802.00	\$84,802.00	\$84,802.00	\$84,802.00
Totals	Graph	1	\$84,802.00	\$84,802.00	\$84,802.00	\$84,802.00

Employer Name/Worksite Address	Graph	Count	Mean Wage	Median Wage	Lowest Wage	Highest Wage
THE NEW YORK AND PRESBYTERIAN HOSPITAL, 627 WEST 165TH STREET, NEW YORK, NY (https://www.google.com/maps/place/627%20WEST%20165TH%20STREET,NEW%20YORK,NY)	Graph	1	\$84,802.00	\$84,802.00	\$84,802.00	\$84,802.00
Totals	Graph	1	\$84,802.00	\$84,802.00	\$84,802.00	\$84,802.00

Latitude: 40.839647 Longitude: -73.935835

Employer Name/Employer Address	Graph	Count	Mean Wage	Median Wage	Lowest Wage	Highest Wage
KIPP WASHINGTON HEIGHTS PCS, 21 JUMEL PL, NEW YORK, NY (https://www.google.com/maps/place/21%20JUMEL%20PL,NEW%20YORK,NY)	Graph	1	\$75,644.00	\$75,644.00	\$75,644.00	\$75,644.00
Totals	Graph	1	\$75,644.00	\$75,644.00	\$75,644.00	\$75,644.00

Employer Name/Worksite Address	Graph	Count	Mean Wage	Median Wage	Lowest Wage	Highest Wage
--------------------------------	-------	-------	-----------	-------------	-------------	--------------

Employer Name/Worksite Address	Graph	Count	Mean Wage	Median Wage	Lowest Wage	Highest Wage
KIPP WASHINGTON HEIGHTS PCS, 21 JUMEL PL, NEW YORK, NY (https://www.google.com/maps/place/21%20JUMEL%20PL,NEW%20YORK,NY)	Graph	1	\$75,644.00	\$75,644.00	\$75,644.00	\$75,644.00
Totals	Graph	1	\$75,644.00	\$75,644.00	\$75,644.00	\$75,644.00

Latitude: 40.839681 Longitude: -73.900982

Employer Name/Worksite Address	Graph	Count	Mean Wage	Median Wage	Lowest Wage	Highest Wage
TERRAFINA LLC, 1610 BATHGATE AVE, BRONX, NY (https://www.google.com/maps/place/1610%20BATHGATE%20AVE,BRONX,NY)	Graph	2	\$53,410.50	\$46,821.00	\$46,821.00	\$60,000.00
Totals	Graph	2	\$53,410.50	\$46,821.00	\$46,821.00	\$60,000.00

Employer Name/Worksite Address	Graph	Count	Mean Wage	Median Wage	Lowest Wage	Highest Wage
TERRAFINA LLC, 1610 BATHGATE AVE, BRONX, NY (https://www.google.com/maps/place/1610%20BATHGATE%20AVE,BRONX,NY)	Graph	2	\$53,410.50	\$46,821.00	\$46,821.00	\$60,000.00
Totals	Graph	2	\$53,410.50	\$46,821.00	\$46,821.00	\$60,000.00

Latitude: 40.840065 Longitude: -73.939671

Employer Name/Worksite Address	Graph	Count	Mean Wage	Median Wage	Lowest Wage	Highest Wage
COLUMBIA UNIVERSITY, 1130 ST. NICHOLAS AVE. ROOM 406, NEW YORK, NY (https://www.google.com/maps/place/1130%20ST.%20NICHOLAS%20AVE.%20ROOM%20406,NEW%20YORK,NY)	Graph	1	\$47,476.00	\$47,476.00	\$47,476.00	\$47,476.00
COLUMBIA UNIVERSITY, 1130 ST. NICHOLAS AVE., NEW YORK, NY (https://www.google.com/maps/place/1130%20ST.%20NICHOLAS%20AVE.,NEW%20YORK,NY)	Graph	1	\$60,000.00	\$60,000.00	\$60,000.00	\$60,000.00
Totals	Graph	2	\$53,738.00	\$47,476.00	\$47,476.00	\$60,000.00

Latitude: 40.840345 Longitude: -73.939595

Employer Name/Worksite Address	Graph	Count	Mean Wage	Median Wage	Lowest Wage	Highest Wage
COLUMBIA UNIVERSITY, 1150 ST. NICHOLAS AVE., 4TH FLOOR, NEW YORK, NY (https://www.google.com/maps/place/1150%20ST.%20NICHOLAS%20AVE.,%204TH%20FLOOR,NEW%20YORK,NY)	Graph	1	\$47,476.00	\$47,476.00	\$47,476.00	\$47,476.00
Totals	Graph	1	\$47,476.00	\$47,476.00	\$47,476.00	\$47,476.00

Latitude: 40.840433 Longitude: -73.374886

Employer Name/Worksite Address	Graph	Count	Mean Wage	Median Wage	Lowest Wage	Highest Wage
ECLINICALWORKS, LLC, 1 DENTON CT, HUNTINGTON, NY (https://www.google.com/maps/place/1%20DENTON%20CT,HUNTINGTON,NY)	Graph	1	\$63,400.00	\$63,400.00	\$63,400.00	\$63,400.00
Totals	Graph	1	\$63,400.00	\$63,400.00	\$63,400.00	\$63,400.00

Latitude: 40.840635 Longitude: -73.944923

Employer Name/Worksite Address	Graph	Count	Mean Wage	Median Wage	Lowest Wage	Highest Wage
RESEARCH FOUNDATION FOR MENTAL HYGIENE, INC., 1051 RIVERSIDE DRIVE, NEW YORK, NY (https://www.google.com/maps/place/1051%20RIVERSIDE%20DRIVE,NEW%20YORK,NY)	Graph	8	\$53,921.22	\$44,449.60	\$41,995.20	\$82,473.22
Totals	Graph	8	\$53,921.22	\$44,449.60	\$41,995.20	\$82,473.22

Employer Name/Worksite Address	Graph	Count	Mean Wage	Median Wage	Lowest Wage	Highest Wage
COLUMBIA UNIVERSITY, 1051 RIVERSIDE DR., 2ND FLOOR, NEW YORK, NY (https://www.google.com/maps/place/1051%20RIVERSIDE%20DR.,%202ND%20FLOOR,NEW%20YORK,NY)	Graph	1	\$48,318.00	\$48,318.00	\$48,318.00	\$48,318.00
RESEARCH FOUNDATION FOR MENTAL HYGIENE, INC., 1051 RIVERSIDE DRIVE, NEW YORK, NY (https://www.google.com/maps/place/1051%20RIVERSIDE%20DRIVE,NEW%20YORK,NY)	Graph	9	\$52,868.82	\$44,449.60	\$41,995.20	\$82,473.22
Totals	Graph	10	\$52,413.74	\$44,449.60	\$41,995.20	\$82,473.22

Latitude: 40.84073 Longitude: -73.692618

Employer Name/Employer Address	Graph	Count	Mean Wage	Median Wage	Lowest Wage	Highest Wage
FREQUENCY ELECTRONICS, INC, 55 CHARLES LINDBERGH BOULEVARD, UNIONDALE, NY (https://www.google.com/maps/place/55%20CHARLES%20LINDBERGH%20BOULEVARD,UNIONDALE,NY)	Graph	1	\$70,000.00	\$70,000.00	\$70,000.00	\$70,000.00
LTS NY, INC., 99 SEAVIEW BLVD, #1B, PORT WASHINGTON, NY (https://www.google.com/maps/place/99%20SEAVIEW%20BLVD,%20#1B,PORT%20WASHINGTON,NY)	Graph	3	\$52,693.33	\$58,240.00	\$41,600.00	\$58,240.00
Totals	Graph	4	\$57,020.00	\$58,240.00	\$41,600.00	\$70,000.00

Employer Name/Worksite Address	Graph	Count	Mean Wage	Median Wage	Lowest Wage	Highest Wage
ETHNIC FOODS INC., 76 S BAYLES AVENUE, PORT WASHINGTON, NY (https://www.google.com/maps/place/76%20S%20BAYLES%20AVENUE,PORT%20WASHINGTON,NY)	Graph	1	\$60,000.00	\$60,000.00	\$60,000.00	\$60,000.00
FREQUENCY ELECTRONICS, INC, 55 CHARLES LINDBERGH BOULEVARD, UNIONDALE, NY (https://www.google.com/maps/place/55%20CHARLES%20LINDBERGH%20BOULEVARD,UNIONDALE,NY)	Graph	1	\$70,000.00	\$70,000.00	\$70,000.00	\$70,000.00
GREYCELL LABS INC, 382 CHANNEL DR, PORT WASHINGTON, NY (https://www.google.com/maps/place/382%20CHANNEL%20DR,PORT%20WASHINGTON,NY)	Graph	1	\$70,000.00	\$70,000.00	\$70,000.00	\$70,000.00
TEK SERVICES, LLC, PCH, PORT WASHINGTON, NY (https://www.google.com/maps/place/PCH,PORT%20WASHINGTON,NY)	Graph	1	\$72,100.00	\$72,100.00	\$72,100.00	\$72,100.00
Totals	Graph	4	\$68,025.00	\$70,000.00	\$60,000.00	\$72,100.00

Latitude: 40.840796 Longitude: -73.696209

Employer Name/Employer Address	Graph	Count	Mean Wage	Median Wage	Lowest Wage	Highest Wage
MODEL MODEL HAIR FASHION INC., 83 HARBOR RD, PORT WASHINGTON, NJ (https://www.google.com/maps/place/83%20HARBOR%20RD,PORT%20WASHINGTON,NJ)	Graph	1	\$42,000.00	\$42,000.00	\$42,000.00	\$42,000.00
MODEL MODEL HAIR FASHION INC., 83 HARBOR RD, PORT WASHINGTON, NY (https://www.google.com/maps/place/83%20HARBOR%20RD,PORT%20WASHINGTON,NY)	Graph	2	\$42,000.00	\$42,000.00	\$42,000.00	\$42,000.00
Totals	Graph	3	\$42,000.00	\$42,000.00	\$42,000.00	\$42,000.00

Employer Name/Worksite Address	Graph	Count	Mean Wage	Median Wage	Lowest Wage	Highest Wage
MODEL MODEL HAIR FASHION INC., 83 HARBOR RD, PORT WASHINGTON, NY (https://www.google.com/maps/place/83%20HARBOR%20RD,PORT%20WASHINGTON,NY)	Graph	3	\$42,000.00	\$42,000.00	\$42,000.00	\$42,000.00
Totals	Graph	3	\$42,000.00	\$42,000.00	\$42,000.00	\$42,000.00

Latitude: 40.840803 Longitude: -73.706644

Employer Name/Worksite Address	Graph	Count	Mean Wage	Median Wage	Lowest Wage	Highest Wage
DBS INVESTMENT INTERNATIONAL CORP., 150 MAIN STREET, PORT WASHINGTON, NY (https://www.google.com/maps/place/150%20MAIN%20STREET,PORT%20WASHINGTON,NY)	Graph	1	\$55,000.00	\$55,000.00	\$55,000.00	\$55,000.00
Totals	Graph	1	\$55,000.00	\$55,000.00	\$55,000.00	\$55,000.00

Latitude: 40.840899 Longitude: -73.69612

Employer Name/Employer Address	Graph	Count	Mean Wage	Median Wage	Lowest Wage	Highest Wage
SHAKE-N-GO FASHION, INC., 85 HARBOR ROAD, PORT WASHINGTON, NY (https://www.google.com/maps/place/85%20HARBOR%20ROAD,PORT%20WASHINGTON,NY)	Graph	1	\$71,578.00	\$71,578.00	\$71,578.00	\$71,578.00
SHAKE-N-GO FASHION INC, 85 HARBOR RD, PORT WASHINGTON, NY (https://www.google.com/maps/place/85%20HARBOR%20RD,PORT%20WASHINGTON,NY)	Graph	35	\$49,028.74	\$49,525.00	\$38,231.00	\$60,320.00
Totals	Graph	36	\$49,655.11	\$49,525.00	\$38,231.00	\$71,578.00

Employer Name/Worksite Address	Graph	Count	Mean Wage	Median Wage	Lowest Wage	Highest Wage
SHAKE-N-GO FASHION, INC., 85 HARBOR ROAD, PORT WASHINGTON, NY (https://www.google.com/maps/place/85%20HARBOR%20ROAD,PORT%20WASHINGTON,NY)	Graph	1	\$71,578.00	\$71,578.00	\$71,578.00	\$71,578.00
SHAKE-N-GO FASHION INC, 85 HARBOR RD, PORT WASHINGTON, NY (https://www.google.com/maps/place/85%20HARBOR%20RD,PORT%20WASHINGTON,NY)	Graph	35	\$49,028.74	\$49,525.00	\$38,231.00	\$60,320.00
Totals	Graph	36	\$49,655.11	\$49,525.00	\$38,231.00	\$71,578.00

Latitude: 40.840949 Longitude: -73.667171

Employer Name/Employer Address	Graph	Count	Mean Wage	Median Wage	Lowest Wage	Highest Wage
THE NPD GROUP, INC., 900 WEST SHORE ROAD, PORT WASHINGTON, NY (https://www.google.com/maps/place/900%20WEST%20SHORE%20ROAD,PORT%20WASHINGTON,NY)	Graph	7	\$95,214.29	\$100,000.00	\$65,000.00	\$130,000.00
Totals	Graph	7	\$95,214.29	\$100,000.00	\$65,000.00	\$130,000.00

Employer Name/Worksite Address	Graph	Count	Mean Wage	Median Wage	Lowest Wage	Highest Wage
DIASPARK INC, 900 WEST SHORE RD, PORT WASHIGTON, NY (https://www.google.com/maps/place/900%20WEST%20SHORE%20RD,PORT%20WASHINGTON,NY)	Graph	1	\$65,000.00	\$65,000.00	\$65,000.00	\$65,000.00
DIASPARK INC, 900 WEST SHORE ROAD, PORT WASHIGTON, NY (https://www.google.com/maps/place/900%20WEST%20SHORE%20ROAD,PORT%20WASHINGTON,NY)	Graph	1	\$65,000.00	\$65,000.00	\$65,000.00	\$65,000.00
V-SOFT CONSULTING GROUP, INC, 900 W SHORE RD, PORT WASHINGTON, NY (https://www.google.com/maps/place/900%20W%20SHORE%20RD,PORT%20WASHINGTON,NY)	Graph	1	\$75,000.00	\$75,000.00	\$75,000.00	\$75,000.00
DIASPARK INC, 900 WEST SHORE RD, PORT WASHINGTON, NY (https://www.google.com/maps/place/900%20WEST%20SHORE%20RD,PORT%20WASHINGTON,NY)	Graph	2	\$69,500.00	\$65,000.00	\$65,000.00	\$74,000.00
NORGATE TECHNOLOGY, INC., 900 WEST SHORE ROAD, PORT WASHINGTON, NY (https://www.google.com/maps/place/900%20WEST%20SHORE%20ROAD,PORT%20WASHINGTON,NY)	Graph	13	\$91,792.31	\$85,000.00	\$65,000.00	\$130,000.00
Totals	Graph	18	\$85,405.56	\$74,500.00	\$65,000.00	\$130,000.00

Latitude: 40.841179 Longitude: -73.940169

Employer Name/Worksite Address	Graph	Count	Mean Wage	Median Wage	Lowest Wage	Highest Wage
COLUMBIA UNIVERSITY, 622 W 168TH STREET, NEW YORK, NY (https://www.google.com/maps/place/622%20W%20168TH%20STREET,NEW%20YORK,NY)	Graph	1	\$40,972.00	\$40,972.00	\$40,972.00	\$40,972.00
Totals	Graph	1	\$40,972.00	\$40,972.00	\$40,972.00	\$40,972.00

Latitude: 40.84118 Longitude: -73.940173

Employer Name/Employer Address	Graph	Count	Mean Wage	Median Wage	Lowest Wage	Highest Wage
COLUMBIA UNIVERSITY, 630 WEST 168TH STREET, NEW YORK, NY (https://www.google.com/maps/place/630%20WEST%20168TH%20STREET,NEW%20YORK,NY)	Graph	149	\$66,877.79	\$54,911.00	\$33,482.93	\$215,000.00
Totals	Graph	149	\$66,877.79	\$54,911.00	\$33,482.93	\$215,000.00

Employer Name/Worksite Address	Graph	Count	Mean Wage	Median Wage	Lowest Wage	Highest Wage
COLUMBIA UNIVERSITY, 630 WEST 168TH STREET, NEW YORK, NY (https://www.google.com/maps/place/630%20WEST%20168TH%20STREET,NEW%20YORK,NY)	Graph	1	\$74,880.00	\$74,880.00	\$74,880.00	\$74,880.00
DATAQUEST CORP, 630 W 168TH STREET, NEW YORK, NY (https://www.google.com/maps/place/630%20W%20168TH%20STREET,NEW%20YORK,NY)	Graph	1	\$65,000.00	\$65,000.00	\$65,000.00	\$65,000.00
Totals	Graph	2	\$69,940.00	\$65,000.00	\$65,000.00	\$74,880.00

Latitude: 40.841296 Longitude: -73.938255

Employer Name/Employer Address	Graph	Count	Mean Wage	Median Wage	Lowest Wage	Highest Wage
DR. FALGUNI PATEL DENTAL PLLC, 563 WEST 169TH STREET, NEW YORK, NY (https://www.google.com/maps/place/563%20WEST%20169TH%20STREET,NEW%20YORK,NY)	Graph	1	\$110,000.00	\$110,000.00	\$110,000.00	\$110,000.00
Totals	Graph	1	\$110,000.00	\$110,000.00	\$110,000.00	\$110,000.00

Employer Name/Worksite Address	Graph	Count	Mean Wage	Median Wage	Lowest Wage	Highest Wage
DR. FALGUNI PATEL DENTAL PLLC, 563 WEST 169TH STREET, NEW YORK, NY (https://www.google.com/maps/place/563%20WEST%20169TH%20STREET,NEW%20YORK,NY)	Graph	1	\$110,000.00	\$110,000.00	\$110,000.00	\$110,000.00
Totals	Graph	1	\$110,000.00	\$110,000.00	\$110,000.00	\$110,000.00

Latitude: 40.841328 Longitude: -72.885552

Employer Name/Employer Address	Graph	Count	Mean Wage	Median Wage	Lowest Wage	Highest Wage
CREATIVE BIOMART INC, 45-1 RAMSEY ROAD, SHIRLEY, NY (https://www.google.com/maps/place/45-1%20RAMSEY%20ROAD,SHIRLEY,NY)	Graph	2	\$58,132.00	\$56,264.00	\$56,264.00	\$60,000.00
Totals	Graph	2	\$58,132.00	\$56,264.00	\$56,264.00	\$60,000.00

Employer Name/Worksite Address	Graph	Count	Mean Wage	Median Wage	Lowest Wage	Highest Wage
CREATIVE BIOMART INC, 45-1 RAMSEY ROAD, SHIRLEY, NY (https://www.google.com/maps/place/45-1%20RAMSEY%20ROAD,SHIRLEY,NY)	Graph	2	\$58,132.00	\$56,264.00	\$56,264.00	\$60,000.00
Totals	Graph	2	\$58,132.00	\$56,264.00	\$56,264.00	\$60,000.00

Latitude: 40.841616 Longitude: -73.701759

Employer Name/Worksite Address	Graph	Count	Mean Wage	Median Wage	Lowest Wage	Highest Wage
SOFTCRYLIC LLC., PUBLISHERS CLEARING HOUSE, PORT WASHINGTON, NY (https://www.google.com/maps/place/PUBLISHERS%20CLEARING%20HOUSE,PORT%20WASHINGTON,NY)	Graph	2	\$61,901.00	\$61,901.00	\$61,901.00	\$61,901.00
PUBLISHERS CLEARING HOUSE, LLC, 101 CHANNEL DRIVE, PORT WASHINGTON, NY (https://www.google.com/maps/place/101%20CHANNEL%20DRIVE,PORT%20WASHINGTON,NY)	Graph	9	\$98,133.78	\$95,000.00	\$62,000.00	\$135,000.00
Totals	Graph	11	\$91,546.00	\$95,000.00	\$61,901.00	\$135,000.00

Latitude: 40.84168 Longitude: -73.94134

Employer Name/Worksite Address	Graph	Count	Mean Wage	Median Wage	Lowest Wage	Highest Wage
COLUMBIA UNIVERSITY, 722 WEST 168TH STREET, NEW YORK, NY (https://www.google.com/maps/place/722%20WEST%20168TH%20STREET,NEW%20YORK,NY)	Graph	4	\$98,854.25	\$115,000.00	\$50,407.00	\$115,005.00
Totals	Graph	4	\$98,854.25	\$115,000.00	\$50,407.00	\$115,005.00

Latitude: 40.841682 Longitude: -73.941009

Employer Name/Worksite Address	Graph	Count	Mean Wage	Median Wage	Lowest Wage	Highest Wage
COLUMBIA UNIVERSITY, 701 W 168TH STREET, NEW YORK, NY (https://www.google.com/maps/place/701%20W%20168TH%20STREET,NEW%20YORK,NY)	Graph	1	\$53,327.00	\$53,327.00	\$53,327.00	\$53,327.00
COLUMBIA UNIVERSITY, 701 WEST 168TH STREET, NEW YORK, NY (https://www.google.com/maps/place/701%20WEST%20168TH%20STREET,NEW%20YORK,NY)	Graph	3	\$53,099.72	\$53,327.00	\$40,972.15	\$65,000.00
Totals	Graph	4	\$53,156.54	\$53,327.00	\$40,972.15	\$65,000.00

Latitude: 40.841747 Longitude: -73.334142

Employer Name/Worksite Address	Graph	Count	Mean Wage	Median Wage	Lowest Wage	Highest Wage
ACCENTURE LLP, 6 ELCHESTER DR, EAST NORTHPORT, NY (https://www.google.com/maps/place/6%20ELCHESTER%20DR,EAST%20NORTHPORT,NY)	Graph	1	\$102,000.00	\$102,000.00	\$102,000.00	\$102,000.00
Totals	Graph	1	\$102,000.00	\$102,000.00	\$102,000.00	\$102,000.00

Latitude: 40.841811 Longitude: -73.883684

Employer Name/Employer Address	Graph	Count	Mean Wage	Median Wage	Lowest Wage	Highest Wage
ROMA PHARMACY CORP., 921 E TREMONT AVE, BRONX, NY (https://www.google.com/maps/place/921%20E%20TREMONT%20AVE,BRONX,NY)	Graph	2	\$99,028.80	\$77,584.00	\$77,584.00	\$120,473.60
Totals	Graph	2	\$99,028.80	\$77,584.00	\$77,584.00	\$120,473.60

Employer Name/Worksite Address	Graph	Count	Mean Wage	Median Wage	Lowest Wage	Highest Wage
ROMA PHARMACY CORP., 921 E. TREMONT AVENUE, BRONX, NY (https://www.google.com/maps/place/921%20E.%20TREMONT%20AVENUE,BRONX,NY)	Graph	2	\$99,028.80	\$77,584.00	\$77,584.00	\$120,473.60
Totals	Graph	2	\$99,028.80	\$77,584.00	\$77,584.00	\$120,473.60

Latitude: 40.841813 Longitude: -73.901989

Employer Name/Employer Address	Graph	Count	Mean Wage	Median Wage	Lowest Wage	Highest Wage
PROCIDA CONSTRUCTION CORP., 456 E 173RD ST, BRONX, NY (https://www.google.com/maps/place/456%20E%20173RD%20ST,BRONX,NY)	Graph	1	\$75,000.00	\$75,000.00	\$75,000.00	\$75,000.00
Totals	Graph	1	\$75,000.00	\$75,000.00	\$75,000.00	\$75,000.00

Employer Name/Worksite Address	Graph	Count	Mean Wage	Median Wage	Lowest Wage	Highest Wage
PROCIDA CONSTRUCTION CORP., 456 E 173RD ST, BRONX, NY (https://www.google.com/maps/place/456%20E%20173RD%20ST,BRONX,NY)	Graph	1	\$75,000.00	\$75,000.00	\$75,000.00	\$75,000.00
Totals	Graph	1	\$75,000.00	\$75,000.00	\$75,000.00	\$75,000.00

Latitude: 40.841911 Longitude: -73.93971

Employer Name/Employer Address	Graph	Count	Mean Wage	Median Wage	Lowest Wage	Highest Wage
COLUMBIA ACUPUNCTURE P.C., 613 WEST 169TH STREET, NEW YORK, NY (https://www.google.com/maps/place/613%20WEST%20169TH%20STREET,NEW%20YORK,NY)	Graph	1	\$79,572.00	\$79,572.00	\$79,572.00	\$79,572.00
Totals	Graph	1	\$79,572.00	\$79,572.00	\$79,572.00	\$79,572.00

Employer Name/Worksite Address	Graph	Count	Mean Wage	Median Wage	Lowest Wage	Highest Wage
--------------------------------	-------	-------	-----------	-------------	-------------	--------------

Employer Name/Worksite Address	Graph	Count	Mean Wage	Median Wage	Lowest Wage	Highest Wage
COLUMBIA ACUPUNCTURE P.C., 613 WEST 169TH STREET, NEW YORK, NY (https://www.google.com/maps/place/613%20WEST%20169TH%20STREET,NEW%20YORK,NY)	Graph	1	\$79,572.00	\$79,572.00	\$79,572.00	\$79,572.00
Totals	Graph	1	\$79,572.00	\$79,572.00	\$79,572.00	\$79,572.00

Latitude: 40.84194 Longitude: -73.939373

Employer Name/Worksite Address	Graph	Count	Mean Wage	Median Wage	Lowest Wage	Highest Wage
UPTOWN PHARMACY & SURGICALS INC, 4027 BROADWAY, NEW YORK, NY (https://www.google.com/maps/place/4027%20BROADWAY,NEW%20YORK,NY)	Graph	3	\$66,580.67	\$58,198.00	\$58,198.00	\$83,346.00
Totals	Graph	3	\$66,580.67	\$58,198.00	\$58,198.00	\$83,346.00

Employer Name/Worksite Address	Graph	Count	Mean Wage	Median Wage	Lowest Wage	Highest Wage
UPTOWN PHARMACY & SURGICALS INC, 4027 BROADWAY, NEW YORK, NY (https://www.google.com/maps/place/4027%20BROADWAY,NEW%20YORK,NY)	Graph	3	\$66,580.67	\$58,198.00	\$58,198.00	\$83,346.00
Totals	Graph	3	\$66,580.67	\$58,198.00	\$58,198.00	\$83,346.00

Latitude: 40.842136 Longitude: -73.884631

Employer Name/Worksite Address	Graph	Count	Mean Wage	Median Wage	Lowest Wage	Highest Wage
CONCORDIA PHARMA INC, 898 E. TREMONT AVE., BRONX, NY (https://www.google.com/maps/place/898%20E.%20TREMONT%20AVE.,BRONX,NY)	Graph	1	\$38,500.00	\$38,500.00	\$38,500.00	\$38,500.00
Totals	Graph	1	\$38,500.00	\$38,500.00	\$38,500.00	\$38,500.00

Employer Name/Worksite Address	Graph	Count	Mean Wage	Median Wage	Lowest Wage	Highest Wage
CONCORDIA PHARMA INC, 898 E. TREMONT AVE., BRONX, NY (https://www.google.com/maps/place/898%20E.%20TREMONT%20AVE.,BRONX,NY)	Graph	1	\$38,500.00	\$38,500.00	\$38,500.00	\$38,500.00
Totals	Graph	1	\$38,500.00	\$38,500.00	\$38,500.00	\$38,500.00

Latitude: 40.842223 Longitude: -73.707168

Employer Name/Worksite Address	Graph	Count	Mean Wage	Median Wage	Lowest Wage	Highest Wage
AVIGHNA GLOBAL SOLUTIONS LLC, 900W SHORE ROAD, PORT WASHINGTON, NY (https://www.google.com/maps/place/900W%20SHORE%20ROAD,PORT%20WASHINGTON,NY)	Graph	2	\$68,000.00	\$65,000.00	\$65,000.00	\$71,000.00
Totals	Graph	2	\$68,000.00	\$65,000.00	\$65,000.00	\$71,000.00

Latitude: 40.842241 Longitude: -72.88376

Employer Name/Worksite Address	Graph	Count	Mean Wage	Median Wage	Lowest Wage	Highest Wage
BOCSCI INC, 45-16 RAMSEY ROAD, SHIRLEY, NY (https://www.google.com/maps/place/45-16%20RAMSEY%20ROAD,SHIRLEY,NY)	Graph	1	\$56,264.00	\$56,264.00	\$56,264.00	\$56,264.00
Totals	Graph	1	\$56,264.00	\$56,264.00	\$56,264.00	\$56,264.00

Employer Name/Worksite Address	Graph	Count	Mean Wage	Median Wage	Lowest Wage	Highest Wage
BOCSCI INC, 45-16 RAMSEY ROAD, SHIRLEY, NY (https://www.google.com/maps/place/45-16%20RAMSEY%20ROAD,SHIRLEY,NY)	Graph	1	\$56,264.00	\$56,264.00	\$56,264.00	\$56,264.00

Employer Name/Worksite Address	Graph	Count	Mean Wage	Median Wage	Lowest Wage	Highest Wage
Totals	Graph	1	\$56,264.00	\$56,264.00	\$56,264.00	\$56,264.00

Latitude: 40.842521 Longitude: -73.912235

Employer Name/Worksite Address	Graph	Count	Mean Wage	Median Wage	Lowest Wage	Highest Wage
GCC PHARMACY CORP, 1575 GRAND CONCOURSE, BRONX, NY (https://www.google.com/maps/place/1575%20GRAND%20CONCOURSE,BRONX,NY)	Graph	2	\$65,499.20	\$58,198.40	\$58,198.40	\$72,800.00
Totals	Graph	2	\$65,499.20	\$58,198.40	\$58,198.40	\$72,800.00

Employer Name/Worksite Address	Graph	Count	Mean Wage	Median Wage	Lowest Wage	Highest Wage
GCC PHARMACY CORP, 1575 GRAND CONCOURSE, BRONX, NY (https://www.google.com/maps/place/1575%20GRAND%20CONCOURSE,BRONX,NY)	Graph	2	\$65,499.20	\$58,198.40	\$58,198.40	\$72,800.00
Totals	Graph	2	\$65,499.20	\$58,198.40	\$58,198.40	\$72,800.00

Latitude: 40.842803 Longitude: -73.858635

Employer Name/Worksite Address	Graph	Count	Mean Wage	Median Wage	Lowest Wage	Highest Wage
CGI TECHNOLOGIES AND SOLUTIONS INC., 1615 BRUCKNER AVE, BRONX, NY (https://www.google.com/maps/place/1615%20BRUCKNER%20AVE,BRONX,NY)	Graph	10	\$86,653.00	\$86,653.00	\$86,653.00	\$86,653.00
Totals	Graph	10	\$86,653.00	\$86,653.00	\$86,653.00	\$86,653.00

Latitude: 40.843015 Longitude: -73.899105

Employer Name/Worksite Address	Graph	Count	Mean Wage	Median Wage	Lowest Wage	Highest Wage
KRINOS FOOD , INC., 1750 BATHGATE AVE, BRONX, NY (https://www.google.com/maps/place/1750%20BATHGATE%20AVE,BRONX,NY)	Graph	1	\$109,242.00	\$109,242.00	\$109,242.00	\$109,242.00
Totals	Graph	1	\$109,242.00	\$109,242.00	\$109,242.00	\$109,242.00

Employer Name/Worksite Address	Graph	Count	Mean Wage	Median Wage	Lowest Wage	Highest Wage
KRINOS FOOD , INC., 1750 BATHGATE AVE, BRONX, NY (https://www.google.com/maps/place/1750%20BATHGATE%20AVE,BRONX,NY)	Graph	1	\$109,242.00	\$109,242.00	\$109,242.00	\$109,242.00
Totals	Graph	1	\$109,242.00	\$109,242.00	\$109,242.00	\$109,242.00

Latitude: 40.843104 Longitude: -73.92519

Employer Name/Worksite Address	Graph	Count	Mean Wage	Median Wage	Lowest Wage	Highest Wage
GRANDISON MANAGEMENT, INC., 1401 UNIVERSITY AVENUE, BRONX, NY (https://www.google.com/maps/place/1401%20UNIVERSITY%20AVENUE,BRONX,NY)	Graph	20	\$65,748.80	\$65,748.80	\$65,748.80	\$65,748.80
Totals	Graph	20	\$65,748.80	\$65,748.80	\$65,748.80	\$65,748.80

Latitude: 40.843122 Longitude: -73.909678

Employer Name/Worksite Address	Graph	Count	Mean Wage	Median Wage	Lowest Wage	Highest Wage
ICAHN SCHOOL OF MEDICINE AT MOUNT SINAI, 199 MOUNT EDEN PARKWAY, BRONX, NY (https://www.google.com/maps/place/199%20MOUNT%20EDEN%20PARKWAY,BRONX,NY)	Graph	1	\$65,290.00	\$65,290.00	\$65,290.00	\$65,290.00

Employer Name/Worksite Address	Graph	Count	Mean Wage	Median Wage	Lowest Wage	Highest Wage
Totals	Graph	1	\$65,290.00	\$65,290.00	\$65,290.00	\$65,290.00

Latitude: 40.843214 Longitude: -73.700824

Employer Name/Employer Address	Graph	Count	Mean Wage	Median Wage	Lowest Wage	Highest Wage
PUBLISHERS CLEARING HOUSE, LLC, 382 CHANNEL DRIVE, PORT WASHINGTON, NY (https://www.google.com/maps/place/382%20CHANNEL%20DRIVE,PORT%20WASHINGTON,NY)	Graph	16	\$88,171.25	\$81,600.00	\$40,000.00	\$135,000.00
Totals	Graph	16	\$88,171.25	\$81,600.00	\$40,000.00	\$135,000.00

Employer Name/Worksite Address	Graph	Count	Mean Wage	Median Wage	Lowest Wage	Highest Wage
FIRST TEK INC., 382 CHANNEL DRIVE,, PORT WASHINGTON, NY (https://www.google.com/maps/place/382%20CHANNEL%20DRIVE,,PORT%20WASHINGTON,NY)	Graph	1	\$60,000.00	\$60,000.00	\$60,000.00	\$60,000.00
EVEN & ODD MINDS, LLC, 382 CHANNEL DR, PORT WASHINGTON, NY (https://www.google.com/maps/place/382%20CHANNEL%20DR,PORT%20WASHINGTON,NY)	Graph	3	\$81,743.00	\$78,229.00	\$72,000.00	\$95,000.00
TEK SERVICES, LLC, PUBLISHERS CLEARING HOUSE, PORT WASHINGTON, NY (https://www.google.com/maps/place/PUBLISHERS%20CLEARING%20HOUSE,PORT%20WASHINGTON,NY)	Graph	5	\$63,560.60	\$61,901.00	\$60,000.00	\$72,100.00
GLOBALTEK SYSTEMS LLC, 382 CHANNEL DRIVE, PORT WASHINGTON, NY (https://www.google.com/maps/place/382%20CHANNEL%20DRIVE,PORT%20WASHINGTON,NY)	Graph	8	\$77,250.25	\$72,000.00	\$60,000.00	\$126,000.00
PUBLISHERS CLEARING HOUSE, LLC, 382 CHANNEL DR., PORT WASHINGTON, NY (https://www.google.com/maps/place/382%20CHANNEL%20DR.,PORT%20WASHINGTON,NY)	Graph	8	\$73,630.00	\$71,225.00	\$40,000.00	\$133,948.00
Totals	Graph	25	\$73,202.96	\$72,000.00	\$40,000.00	\$133,948.00

Latitude: 40.843599 Longitude: -73.857248

Employer Name/Employer Address	Graph	Count	Mean Wage	Median Wage	Lowest Wage	Highest Wage
CENTERS CARE SOLUTIONS LLC, 1601 BRONXDALE AVENUE, BRONX, NY (https://www.google.com/maps/place/1601%20BRONXDALE%20AVENUE,BRONX,NY)	Graph	5	\$67,615.18	\$63,200.02	\$61,263.54	\$89,148.80
Totals	Graph	5	\$67,615.18	\$63,200.02	\$61,263.54	\$89,148.80

Employer Name/Worksite Address	Graph	Count	Mean Wage	Median Wage	Lowest Wage	Highest Wage
CENTERS CARE SOLUTIONS LLC, 1601 BRONXDALE AVENUE, BRONX, NY (https://www.google.com/maps/place/1601%20BRONXDALE%20AVENUE,BRONX,NY)	Graph	3	\$71,204.12	\$63,200.02	\$61,263.54	\$89,148.80
CGI TECHNOLOGIES AND SOLUTIONS INC., 1615 BRONXDALE AVE, BRONX, NY (https://www.google.com/maps/place/1615%20BRONXDALE%20AVE,BRONX,NY)	Graph	10	\$74,277.00	\$74,277.00	\$74,277.00	\$74,277.00
CGI TECHNOLOGIES AND SOLUTIONS INC., 1615 BRONXDALE AVENUE, BRONX, NY (https://www.google.com/maps/place/1615%20BRONXDALE%20AVENUE,BRONX,NY)	Graph	10	\$76,100.00	\$76,100.00	\$76,100.00	\$76,100.00
Totals	Graph	23	\$74,668.80	\$74,277.00	\$61,263.54	\$89,148.80

Latitude: 40.843615 Longitude: -72.883264

Employer Name/Employer Address	Graph	Count	Mean Wage	Median Wage	Lowest Wage	Highest Wage
LUITPOLD PHARMACEUTICALS INC, 1 LUITPOLD DRIVE, SHIRLEY, NY (https://www.google.com/maps/place/1%20LUITPOLD%20DRIVE,SHIRLEY,NY)	Graph	6	\$120,241.87	\$55,000.00	\$55,000.00	\$425,000.00
Totals	Graph	6	\$120,241.87	\$55,000.00	\$55,000.00	\$425,000.00

Employer Name/Worksite Address	Graph	Count	Mean Wage	Median Wage	Lowest Wage	Highest Wage
--------------------------------	-------	-------	-----------	-------------	-------------	--------------

Employer Name/Worksite Address	Graph	Count	Mean Wage	Median Wage	Lowest Wage	Highest Wage
ERNST & YOUNG U.S. LLP, ONE LUITPOLD DRIVE, SHIRLEY, NY (https://www.google.com/maps/place/ONE%20LUITPOLD%20DRIVE,SHIRLEY,NY)	Graph	1	\$123,000.00	\$123,000.00	\$123,000.00	\$123,000.00
LUITPOLD PHARMACEUTICALS INC, 1 LUITPOLD DRIVE, SHIRLEY, NY (https://www.google.com/maps/place/1%20LUITPOLD%20DRIVE,SHIRLEY,NY)	Graph	6	\$120,241.87	\$55,000.00	\$55,000.00	\$425,000.00
Totals	Graph	7	\$120,635.89	\$56,451.20	\$55,000.00	\$425,000.00

Latitude: 40.843933 Longitude: -73.144813

Employer Name/Worksite Address	Graph	Count	Mean Wage	Median Wage	Lowest Wage	Highest Wage
KELCO CONSTRUCTION, INC., 110 LAKE AVENUE SOUTH, NESCONSET, NY (https://www.google.com/maps/place/110%20LAKE%20AVENUE%20SOUTH,NESCONSET,NY)	Graph	1	\$111,800.00	\$111,800.00	\$111,800.00	\$111,800.00
Totals	Graph	1	\$111,800.00	\$111,800.00	\$111,800.00	\$111,800.00

Latitude: 40.844391 Longitude: -73.889208

Employer Name/Worksite Address	Graph	Count	Mean Wage	Median Wage	Lowest Wage	Highest Wage
DOCTORS UNITED, INC., 907 EAST TREMONT AVENUE, BRONX, NY (https://www.google.com/maps/place/907%20EAST%20TREMONT%20AVENUE,BRONX,NY)	Graph	1	\$73,000.00	\$73,000.00	\$73,000.00	\$73,000.00
Totals	Graph	1	\$73,000.00	\$73,000.00	\$73,000.00	\$73,000.00

Latitude: 40.845102 Longitude: -73.845484

Employer Name/Worksite Address	Graph	Count	Mean Wage	Median Wage	Lowest Wage	Highest Wage
MONTEFIORE MEDICAL CENTER, 1621 EASTCHESTER ROAD, BRONX, NY (https://www.google.com/maps/place/1621%20EASTCHESTER%20ROAD,BRONX,NY)	Graph	3	\$61,933.33	\$58,900.00	\$58,900.00	\$68,000.00
Totals	Graph	3	\$61,933.33	\$58,900.00	\$58,900.00	\$68,000.00

Latitude: 40.845496 Longitude: -73.84508

Employer Name/Employer Address	Graph	Count	Mean Wage	Median Wage	Lowest Wage	Highest Wage
HMB PHARMACY MANAGEMENT LLC, 1515 BLONDELL AVE., BRONX, NY (https://www.google.com/maps/place/1515%20BLONDELL%20AVE.,BRONX,NY)	Graph	1	\$60,000.00	\$60,000.00	\$60,000.00	\$60,000.00
Totals	Graph	1	\$60,000.00	\$60,000.00	\$60,000.00	\$60,000.00

Employer Name/Worksite Address	Graph	Count	Mean Wage	Median Wage	Lowest Wage	Highest Wage
HMB PHARMACY MANAGEMENT LLC, 1515 BLONDELL AVE., BRONX, NY (https://www.google.com/maps/place/1515%20BLONDELL%20AVE.,BRONX,NY)	Graph	1	\$60,000.00	\$60,000.00	\$60,000.00	\$60,000.00
MONTEFIORE MEDICAL CENTER, 1515 BLONDELL AVENUE, BRONX, NY (https://www.google.com/maps/place/1515%20BLONDELL%20AVENUE,BRONX,NY)	Graph	1	\$60,900.00	\$60,900.00	\$60,900.00	\$60,900.00
Totals	Graph	2	\$60,450.00	\$60,000.00	\$60,000.00	\$60,900.00

Latitude: 40.845767 Longitude: -74.459555

Employer Name/Worksite Address	Graph	Count	Mean Wage	Median Wage	Lowest Wage	Highest Wage
NATSOFT CORPORATION, 1 CAMPUS DRIVE, PARSIPANNY, NY (https://www.google.com/maps/place/1%20CAMPUS%20DRIVE,PARSIPANNY,NY)	Graph	1	\$81,000.00	\$81,000.00	\$81,000.00	\$81,000.00
Totals	Graph	1	\$81,000.00	\$81,000.00	\$81,000.00	\$81,000.00

Latitude: 40.845925 Longitude: -73.849043

Employer Name/Worksite Address	Graph	Count	Mean Wage	Median Wage	Lowest Wage	Highest Wage
GRANDISON MANAGEMENT, INC., 1540 TOMLINSON AVENUE, BRONX, NY (https://www.google.com/maps/place/1540%20TOMLINSON%20AVENUE,BRONX,NY)	Graph	40	\$65,748.80	\$65,748.80	\$65,748.80	\$65,748.80
Totals	Graph	40	\$65,748.80	\$65,748.80	\$65,748.80	\$65,748.80

Latitude: 40.845998 Longitude: -73.862729

Employer Name/Worksite Address	Graph	Count	Mean Wage	Median Wage	Lowest Wage	Highest Wage
HOLSMAN HEALTHCARE STAFFING INC, 799 MORRIS PARK AVE, BRONX, NY (https://www.google.com/maps/place/799%20MORRIS%20PARK%20AVE,BRONX,NY)	Graph	1	\$83,200.00	\$83,200.00	\$83,200.00	\$83,200.00
HOLSMAN HEALTHCARE, LLC, 799 MORRIS PARK AVENUE, BRONX, NY (https://www.google.com/maps/place/799%20MORRIS%20PARK%20AVENUE,BRONX,NY)	Graph	1	\$84,260.80	\$84,260.80	\$84,260.80	\$84,260.80
Totals	Graph	2	\$83,730.40	\$83,200.00	\$83,200.00	\$84,260.80

Latitude: 40.846019 Longitude: -72.984014

Employer Name/Employer Address	Graph	Count	Mean Wage	Median Wage	Lowest Wage	Highest Wage
CONTRACTING SERVICES ZONE, INC., 6 PLEASANT AVENUE, MEDFORD, NY (https://www.google.com/maps/place/6%20PLEASANT%20AVENUE,MEDFORD,NY)	Graph	1	\$72,000.00	\$72,000.00	\$72,000.00	\$72,000.00
Totals	Graph	1	\$72,000.00	\$72,000.00	\$72,000.00	\$72,000.00

Employer Name/Worksite Address	Graph	Count	Mean Wage	Median Wage	Lowest Wage	Highest Wage
CONTRACTING SERVICES ZONE, INC., 6 PLEASANT AVENUE, MEDFORD, NY (https://www.google.com/maps/place/6%20PLEASANT%20AVENUE,MEDFORD,NY)	Graph	1	\$72,000.00	\$72,000.00	\$72,000.00	\$72,000.00
Totals	Graph	1	\$72,000.00	\$72,000.00	\$72,000.00	\$72,000.00

Latitude: 40.846137 Longitude: -73.841648

Employer Name/Employer Address	Graph	Count	Mean Wage	Median Wage	Lowest Wage	Highest Wage
PENA & KAHN, PLLC, 1250 WATERS PLACE, BRONX, NY (https://www.google.com/maps/place/1250%20WATERS%20PLACE,BRONX,NY)	Graph	1	\$80,000.00	\$80,000.00	\$80,000.00	\$80,000.00
RAJESH BHATNAGAR PHYSICIAN PC, 1250 WATERS PLACE, BRONX, NY (https://www.google.com/maps/place/1250%20WATERS%20PLACE,BRONX,NY)	Graph	1	\$56,160.00	\$56,160.00	\$56,160.00	\$56,160.00
Totals	Graph	2	\$68,080.00	\$56,160.00	\$56,160.00	\$80,000.00

Employer Name/Worksite Address	Graph	Count	Mean Wage	Median Wage	Lowest Wage	Highest Wage
NEW YORK SPINE & SPORT REHABILITATION MEDICINE, P.C., 1250 WATERS PLACE, SUITE 710, BRONX, NY (https://www.google.com/maps/place/1250%20WATERS%20PLACE,%20SUITE%20710,BRONX,NY)	Graph	1	\$50,000.00	\$50,000.00	\$50,000.00	\$50,000.00
PENA & KAHN, PLLC, 1250 WATERS PLACE, BRONX, NY (https://www.google.com/maps/place/1250%20WATERS%20PLACE,BRONX,NY)	Graph	5	\$129,032.00	\$68,000.00	\$56,160.00	\$375,000.00
Totals	Graph	6	\$115,860.00	\$66,000.00	\$50,000.00	\$375,000.00

Latitude: 40.846157 Longitude: -73.845947

Employer Name/Worksite Address	Graph	Count	Mean Wage	Median Wage	Lowest Wage	Highest Wage
--------------------------------	-------	-------	-----------	-------------	-------------	--------------

Employer Name/Worksite Address	Graph	Count	Mean Wage	Median Wage	Lowest Wage	Highest Wage
MONTEFIORE MEDICAL CENTER, 1625 POPLAR STREET, BRONX, NY (https://www.google.com/maps/place/1625%20POPLAR%20STREET,BRONX,NY)	Graph	1	\$58,900.00	\$58,900.00	\$58,900.00	\$58,900.00
Totals	Graph	1	\$58,900.00	\$58,900.00	\$58,900.00	\$58,900.00

Latitude: 40.846221 Longitude: -73.844703

Employer Name/Worksite Address	Graph	Count	Mean Wage	Median Wage	Lowest Wage	Highest Wage
ALBERT EINSTEIN COLLEGE OF MEDICINE, INC., 1695 EASTCHESTER RD, BRONX, NY (https://www.google.com/maps/place/1695%20EASTCHESTER%20RD,BRONX,NY)	Graph	1	\$39,000.00	\$39,000.00	\$39,000.00	\$39,000.00
MONTEFIORE MEDICAL CENTER, 1695 EASTCHESTER ROAD, BRONX, NY (https://www.google.com/maps/place/1695%20EASTCHESTER%20ROAD,BRONX,NY)	Graph	1	\$68,000.00	\$68,000.00	\$68,000.00	\$68,000.00
Totals	Graph	2	\$53,500.00	\$39,000.00	\$39,000.00	\$68,000.00

Latitude: 40.846406 Longitude: -73.842509

Employer Name/Worksite Address	Graph	Count	Mean Wage	Median Wage	Lowest Wage	Highest Wage
VISITING NURSE SERVICE OF NEW YORK HOME CARE II, INC., 1200 WATERS PLACE, BRONX, NY (https://www.google.com/maps/place/1200%20WATERS%20PLACE,BRONX,NY)	Graph	1	\$81,600.00	\$81,600.00	\$81,600.00	\$81,600.00
Totals	Graph	1	\$81,600.00	\$81,600.00	\$81,600.00	\$81,600.00

Latitude: 40.846567 Longitude: -73.894799

Employer Name/Employer Address	Graph	Count	Mean Wage	Median Wage	Lowest Wage	Highest Wage
BEST AID COMMUNITY PHARMACY LLC, 563 E TREMONT AVENUE, BRONX, NY (https://www.google.com/maps/place/563%20E%20TREMONT%20AVENUE,BRONX,NY)	Graph	2	\$96,293.80	\$83,345.60	\$83,345.60	\$109,242.00
Totals	Graph	2	\$96,293.80	\$83,345.60	\$83,345.60	\$109,242.00

Employer Name/Worksite Address	Graph	Count	Mean Wage	Median Wage	Lowest Wage	Highest Wage
BEST AID COMMUNITY PHARMACY LLC, 563 EAST TREMONT AVENUE, BRONX, NY (https://www.google.com/maps/place/563%20EAST%20TREMONT%20AVENUE,BRONX,NY)	Graph	2	\$96,293.80	\$83,345.60	\$83,345.60	\$109,242.00
Totals	Graph	2	\$96,293.80	\$83,345.60	\$83,345.60	\$109,242.00

Latitude: 40.847124 Longitude: -73.895858

Employer Name/Worksite Address	Graph	Count	Mean Wage	Median Wage	Lowest Wage	Highest Wage
AMERICAN MEDICAL, INC., 4226 3RD AVENUE, BRONX, NY (https://www.google.com/maps/place/4226%203RD%20AVENUE,BRONX,NY)	Graph	2	\$66,000.00	\$66,000.00	\$66,000.00	\$66,000.00
Totals	Graph	2	\$66,000.00	\$66,000.00	\$66,000.00	\$66,000.00

Latitude: 40.847162 Longitude: -73.898662

Employer Name/Employer Address	Graph	Count	Mean Wage	Median Wage	Lowest Wage	Highest Wage
BRONX LEBANON HOSPITAL CENTER, BLHC-DEPARTMENT OF MEDICINE, BRONX, NY (https://www.google.com/maps/place/BLHC-DEPARTMENT%20OF%20MEDICINE,BRONX,NY)	Graph	1	\$160,000.00	\$160,000.00	\$160,000.00	\$160,000.00
Totals	Graph	1	\$160,000.00	\$160,000.00	\$160,000.00	\$160,000.00

Employer Name/Worksite Address	Graph	Count	Mean Wage	Median Wage	Lowest Wage
BRONX LEBANON HOSPITAL CENTER, BRONX LEBANON HOSPITAL CENTER, BRONX, NY (https://www.google.com/maps/place/BRONX%20LEBANON%20HOSPITAL%20CENTER,BRONX,NY)	Graph	1	\$160,000.00	\$160,000.00	\$160,000.00
BRONX-LEBANON HOSPITAL CENTER, DR. MARTIN LUTHER KING JR. HEALTH CENTER, BRONX, NY (https://www.google.com/maps/place/DR.%20MARTIN%20LUTHER%20KING%20JR.%20%20HEALTH%20CENTER,BRONX,NY)	Graph	1	\$71,967.00	\$71,967.00	\$71,967.00
DOCTORS UNITED, INC., 907 EAST TRENMONT AVENUE, BRONX, NY (https://www.google.com/maps/place/907%20EAST%20TRENMONT%20AVENUE,BRONX,NY)	Graph	1	\$74,000.00	\$74,000.00	\$74,000.00
GAVS TECHNOLOGIES N.A., INC., 1650 GRAND CONCOURSE, BRONX, NY (https://www.google.com/maps/place/1650%20GRAND%20CONCOURSE,BRONX,NY)	Graph	1	\$71,781.00	\$71,781.00	\$71,781.00
HOUSE CALL MEDICAL SERVICES OF NEW YORK, PLLC, 4422 THIRD AVE, BRONX, NY (https://www.google.com/maps/place/4422%20THIRD%20AVE,BRONX,NY)	Graph	1	\$110,000.00	\$110,000.00	\$110,000.00
WEBSTER DRUG, INC, WEBSTER DRUGS INC, BRONX, NY (https://www.google.com/maps/place/WEBSTER%20DRUGS%20INC,BRONX,NY)	Graph	1	\$145,000.00	\$145,000.00	\$145,000.00
BRONX-LEBANON HOSPITAL CENTER, BRONX-LEBANON HOSPITAL CENTER, BRONX, NY (https://www.google.com/maps/place/BRONX-LEBANON%20HOSPITAL%20CENTER,BRONX,NY)	Graph	16	\$70,816.06	\$71,967.00	\$53,165.00
MONTEFIORE MEDICAL CENTER, 111 EAST 210TH STREET, BRONX, NY (https://www.google.com/maps/place/111%20EAST%20210TH%20STREET,BRONX,NY)	Graph	20	\$60,660.00	\$58,900.00	\$58,900.00
ST. BARNABAS HOSPITAL, ST. BARNABAS HOSPITAL, BRONX, NY (https://www.google.com/maps/place/ST.%20BARNABAS%20HOSPITAL,BRONX,NY)	Graph	26	\$55,623.57	\$52,932.37	\$52,932.00
Totals	Graph	68	\$65,076.73	\$58,900.00	\$52,932.00

Latitude: 40.847206 Longitude: -73.844699

Employer Name/Worksite Address	Graph	Count	Mean Wage	Median Wage	Lowest Wage	Highest Wage
MONTEFIORE MEDICAL CENTER, 1740 EASTCHESTER ROAD, BRONX, NY (https://www.google.com/maps/place/1740%20EASTCHESTER%20ROAD,BRONX,NY)	Graph	2	\$70,074.50	\$68,000.00	\$68,000.00	\$72,149.00
Totals	Graph	2	\$70,074.50	\$68,000.00	\$68,000.00	\$72,149.00

Latitude: 40.847215 Longitude: -73.170721

Employer Name/Employer Address	Graph	Count	Mean Wage	Median Wage	Lowest Wage	Highest Wage
THE DESIGN CAPITAL PLANNING GROUP, INC., 720 SMITHTOWN BY-PASS, SMITHTOWN, NY (https://www.google.com/maps/place/720%20SMITHTOWN%20BY-PASS,SMITHTOWN,NY)	Graph	1	\$74,339.20	\$74,339.20	\$74,339.20	\$74,339.20
Totals	Graph	1	\$74,339.20	\$74,339.20	\$74,339.20	\$74,339.20

Employer Name/Worksite Address	Graph	Count	Mean Wage	Median Wage	Lowest Wage	Highest Wage
THE DESIGN CAPITAL PLANNING GROUP, INC., 720 SMITHTOWN BY-PASS, SMITHTOWN, NY (https://www.google.com/maps/place/720%20SMITHTOWN%20BY-PASS,SMITHTOWN,NY)	Graph	1	\$74,339.20	\$74,339.20	\$74,339.20	\$74,339.20
Totals	Graph	1	\$74,339.20	\$74,339.20	\$74,339.20	\$74,339.20

Latitude: 40.847305 Longitude: -73.907979

Employer Name/Employer Address	Graph	Count	Mean Wage	Median Wage	Lowest Wage	Highest Wage
BRONX LEBANON HOSPITAL CENTER, 1650 GRAND CONCOURSE, BRONX, NY (https://www.google.com/maps/place/1650%20GRAND%20CONCOURSE,BRONX,NY)	Graph	1	\$170,000.00	\$170,000.00	\$170,000.00	\$170,000.00
BRONX LEBANON HOSPITAL, 1650 GRAND CONCOURSE, BRONX, NY (https://www.google.com/maps/place/1650%20GRAND%20CONCOURSE,BRONX,NY)	Graph	1	\$80,000.00	\$80,000.00	\$80,000.00	\$80,000.00
BRONX-LEBANON HOSPITAL CENTER, 1650 GRAND CONCOURSE, BRONX, NY (https://www.google.com/maps/place/1650%20GRAND%20CONCOURSE,BRONX,NY)	Graph	34	\$89,651.06	\$65,860.00	\$62,191.00	\$450,000.00
Totals	Graph	36	\$91,614.89	\$71,967.00	\$62,191.00	\$450,000.00

Employer Name/Worksite Address	Graph	Count	Mean Wage	Median Wage	Lowest Wage
GAVS TECHNOLOGIES N.A. INC., 1650 GRAND CONCOURSE, 10TH FLOOR, NEW YORK CITY, NY (https://www.google.com/maps/place/1650%20GRAND%20CONCOURSE,%2010TH%20FLOOR,NEW%20YORK%20CITY,NY)	Graph	1	\$80,392.00	\$80,392.00	\$80,392.0
BRONX-LEBANON HOSPITAL CENTER, 1650 GRAND CONCOURSE, BRONX, NY (https://www.google.com/maps/place/1650%20GRAND%20CONCOURSE,BRONX,NY)	Graph	98	\$85,207.15	\$62,191.00	\$55,910.0
Totals	Graph	99	\$85,158.51	\$62,191.00	\$55,910.0

Latitude: 40.847397 Longitude: -73.840578

Employer Name/Worksite Address	Graph	Count	Mean Wage	Median Wage	Lowest Wage
MONTEFIORE MEDICAL CENTER, 1250 WATERS PL., TOWER 2, BRONX, NY (https://www.google.com/maps/place/1250%20WATERS%20PL.,%20TOWER%202,BRONX,NY)	Graph	1	\$60,900.00	\$60,900.00	\$60,900.0
NYCHHC - JACOBI MEDICAL CENTER, NYCHHC - JACOBI MEDICAL CENTER, BRONX, NY (https://www.google.com/maps/place/NYCHHC%20-%20JACOBI%20MEDICAL%20CENTER,BRONX,NY)	Graph	1	\$59,873.00	\$59,873.00	\$59,873.0
REHABILITATION CARE, BRONX LEBANON HOSPITAL CENTER, BRONX, NY (https://www.google.com/maps/place/BRONX%20LEBANON%20HOSPITAL%20CENTER,BRONX,NY)	Graph	1	\$65,748.80	\$65,748.80	\$65,748.8
SHARP DECISIONS, INC., AFFINITY HEALTH PLAN, BRONX, NY (https://www.google.com/maps/place/AFFINITY%20HEALTH%20PLAN,BRONX,NY)	Graph	1	\$115,000.00	\$115,000.00	\$115,000.0
SQUILLION SYSTEMS LLC, 1250 WATERS PLACE,, BRONX, NY (https://www.google.com/maps/place/1250%20WATERS%20PLACE,,BRONX,NY)	Graph	1	\$108,160.00	\$108,160.00	\$108,160.0
THE NATIONAL CENTER FOR SUSTAINABLE DEVELOPMENT, I, 1580 PELHAM PKWY, BRONX, NY (https://www.google.com/maps/place/1580%20PELHAM%20PKWY,BRONX,NY)	Graph	1	\$58,000.00	\$58,000.00	\$58,000.0
THERADYNAMICS REHAB MANAGEMENT, LLC, MORNINGSIDE NURSING AND REHABILITATION CENTER, BRONX, NY (https://www.google.com/maps/place/MORNINGSIDE%20NURSING%20AND%20REHABILITATION%20CENTER,BRONX,NY)	Graph	1	\$65,749.00	\$65,749.00	\$65,749.0
VISITING NURSE SERVICE OF NEW YORK HOME CARE II, INC., VNSNY BRONX REGIONAL OFFICE, BRONX, NY (https://www.google.com/maps/place/VNSNY%20BRONX%20REGIONAL%20OFFICE,BRONX,NY)	Graph	1	\$85,000.00	\$85,000.00	\$85,000.0
YESHIVA UNIVERSITY, FERKAUF GRADUATE SCHOOL OF PSYCHOLOGY, BRONX, NY (https://www.google.com/maps/place/FERKAUF%20GRADUATE%20SCHOOL%20OF%20PSYCHOLOGY,BRONX,NY)	Graph	1	\$94,000.00	\$94,000.00	\$94,000.0
HEERASOFT INC., CENTER LIGHT HEALTHCARE INC, BRONX, NY (https://www.google.com/maps/place/CENTER%20LIGHT%20HEALTHCARE%20INC,BRONX,NY)	Graph	3	\$70,221.00	\$70,221.00	\$70,221.0
PHYSICIAN AFFILIATE GROUP OF NEW YORK, P.C., 1400 PELHAM PARKWAY SOUTH, BRONX, NY (https://www.google.com/maps/place/1400%20PELHAM%20PARKWAY%20SOUTH,BRONX,NY)	Graph	3	\$73,274.56	\$64,220.69	\$57,781.0
MONTEFIORE MEDICAL CENTER, 1621 EASTCHESTER ROAD, BRONX, NY (https://www.google.com/maps/place/1621%20EASTCHESTER%20ROAD,BRONX,NY)	Graph	5	\$68,000.00	\$68,000.00	\$68,000.0
PHYSICIAN AFFILIATE GROUP OF NEW YORK, P.C., 1400 PELHAM PARKWAY SO., BRONX, NY (https://www.google.com/maps/place/1400%20PELHAM%20PARKWAY%20SO.,BRONX,NY)	Graph	8	\$83,200.00	\$68,000.00	\$68,000.0
Totals	Graph	28	\$76,732.77	\$68,000.00	\$57,781.0

Latitude: 40.847665 Longitude: -73.938247

Employer Name/Worksite Address	Graph	Count	Mean Wage	Median Wage	Lowest Wage	Highest Wage
EVERGREEN PHYSICAL THERAPY, PC, 701 WEST 177TH STREET, NEW YORK, NY (https://www.google.com/maps/place/701%20WEST%20177TH%20STREET,NEW%20YORK,NY)	Graph	1	\$65,748.80	\$65,748.80	\$65,748.80	\$65,748.80
Totals	Graph	1	\$65,748.80	\$65,748.80	\$65,748.80	\$65,748.80

Employer Name/Worksite Address	Graph	Count	Mean Wage	Median Wage	Lowest Wage	Highest Wage
EVERGREEN PHYSICAL THERAPY, PC, 701 WEST 177TH STREET, NEW YORK, NY (https://www.google.com/maps/place/701%20WEST%20177TH%20STREET,NEW%20YORK,NY)	Graph	1	\$65,748.80	\$65,748.80	\$65,748.80	\$65,748.80
Totals	Graph	1	\$65,748.80	\$65,748.80	\$65,748.80	\$65,748.80

Latitude: 40.847838 Longitude: -73.404969

Employer Name/Employer Address	Graph	Count	Mean Wage	Median Wage	Lowest Wage	Highest Wage
STARZ CONSULTING GROUP LLC, 906 STATION WAY, HUNTINGTON STATION, NY (https://www.google.com/maps/place/906%20STATION%20WAY,HUNTINGTON%20STATION,NY)	Graph	2	\$70,000.00	\$70,000.00	\$70,000.00	\$70,000.00
Totals	Graph	2	\$70,000.00	\$70,000.00	\$70,000.00	\$70,000.00

Employer Name/Worksite Address	Graph	Count	Mean Wage	Median Wage	Lowest Wage	Highest Wage
STARZ CONSULTING GROUP LLC, 906 STATION WAY, HUNTINGTON STATION, NY (https://www.google.com/maps/place/906%20STATION%20WAY,HUNTINGTON%20STATION,NY)	Graph	2	\$70,000.00	\$70,000.00	\$70,000.00	\$70,000.00
Totals	Graph	2	\$70,000.00	\$70,000.00	\$70,000.00	\$70,000.00

Latitude: 40.847917 Longitude: -73.783816

Employer Name/Employer Address	Graph	Count	Mean Wage	Median Wage	Lowest Wage	Highest Wage
ISLAND NAUTICAL CANVAS INC., 225 FORDHAM STREET, BRONX, NY (https://www.google.com/maps/place/225%20FORDHAM%20STREET,BRONX,NY)	Graph	1	\$55,016.00	\$55,016.00	\$55,016.00	\$55,016.00
Totals	Graph	1	\$55,016.00	\$55,016.00	\$55,016.00	\$55,016.00

Employer Name/Worksite Address	Graph	Count	Mean Wage	Median Wage	Lowest Wage	Highest Wage
ISLAND NAUTICAL CANVAS INC., 225 FORDHAM STREET, BRONX, NY (https://www.google.com/maps/place/225%20FORDHAM%20STREET,BRONX,NY)	Graph	1	\$55,016.00	\$55,016.00	\$55,016.00	\$55,016.00
Totals	Graph	1	\$55,016.00	\$55,016.00	\$55,016.00	\$55,016.00

Latitude: 40.847961 Longitude: -73.84483

Employer Name/Employer Address	Graph	Count	Mean Wage	Median Wage	Lowest Wage	Highest Wage
LAW OFFICES OF JOSEPH A. ROMANO, P.C., 1776 EASTCHESTER RD, BRONX, NY (https://www.google.com/maps/place/1776%20EASTCHESTER%20RD,BRONX,NY)	Graph	1	\$80,000.00	\$80,000.00	\$80,000.00	\$80,000.00
Totals	Graph	1	\$80,000.00	\$80,000.00	\$80,000.00	\$80,000.00

Employer Name/Worksite Address	Graph	Count	Mean Wage	Median Wage	Lowest Wage	Highest Wage
EXCELTO SOLUTIONS LLC, 1776 EASTCHESTER ROAD, BRONX, NY (https://www.google.com/maps/place/1776%20EASTCHESTER%20ROAD,BRONX,NY)	Graph	1	\$86,000.00	\$86,000.00	\$86,000.00	\$86,000.00
LAW OFFICES OF JOSEPH A. ROMANO, P.C., 1776 EASTCHESTER RD, BRONX, NY (https://www.google.com/maps/place/1776%20EASTCHESTER%20RD,BRONX,NY)	Graph	1	\$80,000.00	\$80,000.00	\$80,000.00	\$80,000.00
Totals	Graph	2	\$83,000.00	\$80,000.00	\$80,000.00	\$86,000.00

Latitude: 40.848548 Longitude: -73.021839

Employer Name/Employer Address	Graph	Count	Mean Wage	Median Wage	Lowest Wage	Highest Wage
NOIZ IVY, INC., 201 OVERLOOK DRIVE, FARMINGVILLE, NY (https://www.google.com/maps/place/201%20OVERLOOK%20DRIVE,FARMINGVILLE,NY)	Graph	1	\$130,000.00	\$130,000.00	\$130,000.00	\$130,000.00
Totals	Graph	1	\$130,000.00	\$130,000.00	\$130,000.00	\$130,000.00

Employer Name/Worksite Address	Graph	Count	Mean Wage	Median Wage	Lowest Wage	Highest Wage
NOIZ IVY, INC., 201 OVERLOOK DRIVE, FARMINGVILLE, NY (https://www.google.com/maps/place/201%20OVERLOOK%20DRIVE,FARMINGVILLE,NY)	Graph	1	\$130,000.00	\$130,000.00	\$130,000.00	\$130,000.00

Employer Name/Worksite Address	Graph	Count	Mean Wage	Median Wage	Lowest Wage	Highest Wage
Totals	Graph	1	\$130,000.00	\$130,000.00	\$130,000.00	\$130,000.00

Latitude: 40.849074 Longitude: -73.854944

Employer Name/Worksite Address	Graph	Count	Mean Wage	Median Wage	Lowest Wage	Highest Wage
GRANDISON MANAGEMENT, INC., 1811 HONE AVENUE, BRONX, NY (https://www.google.com/maps/place/1811%20HONE%20AVENUE,BRONX,NY)	Graph	10	\$65,748.80	\$65,748.80	\$65,748.80	\$65,748.80
Totals	Graph	10	\$65,748.80	\$65,748.80	\$65,748.80	\$65,748.80

Latitude: 40.849534 Longitude: -73.905817

Employer Name/Employer Address	Graph	Count	Mean Wage	Median Wage	Lowest Wage	Highest Wage
JOLIN RX INC., 1870 GRAND CONCOURSE, BRONX, NY (https://www.google.com/maps/place/1870%20GRAND%20CONCOURSE,BRONX,NY)	Graph	1	\$58,198.40	\$58,198.40	\$58,198.40	\$58,198.40
Totals	Graph	1	\$58,198.40	\$58,198.40	\$58,198.40	\$58,198.40

Employer Name/Worksite Address	Graph	Count	Mean Wage	Median Wage	Lowest Wage	Highest Wage
JOLIN RX INC., 1870 GRAND CONCOURSE, BRONX, NY (https://www.google.com/maps/place/1870%20GRAND%20CONCOURSE,BRONX,NY)	Graph	1	\$58,198.40	\$58,198.40	\$58,198.40	\$58,198.40
Totals	Graph	1	\$58,198.40	\$58,198.40	\$58,198.40	\$58,198.40

Latitude: 40.849894 Longitude: -73.905723

Employer Name/Employer Address	Graph	Count	Mean Wage	Median Wage	Lowest Wage	Highest Wage
BRONX-LEBANON HOSPITAL CENTER, 1775 GRAND CONCOURSE, BRONX, NY (https://www.google.com/maps/place/1775%20GRAND%20CONCOURSE,BRONX,NY)	Graph	6	\$62,191.00	\$62,191.00	\$62,191.00	\$62,191.00
Totals	Graph	6	\$62,191.00	\$62,191.00	\$62,191.00	\$62,191.00

Employer Name/Worksite Address	Graph	Count	Mean Wage	Median Wage	Lowest Wage	Highest Wage
GAVS TECHNOLOGIES, N.A., INC., 1775 GRAND CONCOURSE, BRONX, NY (https://www.google.com/maps/place/1775%20GRAND%20CONCOURSE,BRONX,NY)	Graph	12	\$61,316.17	\$62,191.00	\$45,760.00	\$110,718.00
Totals	Graph	12	\$61,316.17	\$62,191.00	\$45,760.00	\$110,718.00

Latitude: 40.850254 Longitude: -73.844945

Employer Name/Worksite Address	Graph	Count	Mean Wage	Median Wage	Lowest Wage	Highest Wage
MONTEFIORE MEDICAL CENTER, 1825 EASTCHESTER ROAD, BRONX, NY (https://www.google.com/maps/place/1825%20EASTCHESTER%20ROAD,BRONX,NY)	Graph	5	\$93,020.00	\$68,000.00	\$68,000.00	\$180,000.00
Totals	Graph	5	\$93,020.00	\$68,000.00	\$68,000.00	\$180,000.00

Latitude: 40.850308 Longitude: -73.864907

Employer Name/Worksite Address	Graph	Count	Mean Wage	Median Wage	Lowest Wage	Highest Wage
FOX REHABILITATION PHYSICAL AND OCCUPATIONAL THERA, 801 NEILL AVENUE, BRONX, NY (https://www.google.com/maps/place/801%20NEILL%20AVENUE,BRONX,NY)	Graph	1	\$94,370.00	\$94,370.00	\$94,370.00	\$94,370.00

Employer Name/Worksite Address	Graph	Count	Mean Wage	Median Wage	Lowest Wage	Highest Wage
Totals	Graph	1	\$94,370.00	\$94,370.00	\$94,370.00	\$94,370.00

Latitude: 40.850714 Longitude: -73.90507

Employer Name/Worksite Address	Graph	Count	Mean Wage	Median Wage	Lowest Wage	Highest Wage
CITIMEDICAL I, PLLC, 1963 GRAND CONCOURSE, BRONX, NY (https://www.google.com/maps/place/1963%20GRAND%20CONCOURSE,BRONX,NY)	Graph	2	\$58,000.00	\$58,000.00	\$58,000.00	\$58,000.00
Totals	Graph	2	\$58,000.00	\$58,000.00	\$58,000.00	\$58,000.00

Latitude: 40.850811 Longitude: -73.971235

Employer Name/Worksite Address	Graph	Count	Mean Wage	Median Wage	Lowest Wage	Highest Wage
SONG LAW FIRM LLC, 400 KELBY ST, FORT LEE, NY (https://www.google.com/maps/place/400%20KELBY%20ST,FORT%20LEE,NY)	Graph	1	\$50,294.40	\$50,294.40	\$50,294.40	\$50,294.40
Totals	Graph	1	\$50,294.40	\$50,294.40	\$50,294.40	\$50,294.40

Latitude: 40.85102 Longitude: -73.844236

Employer Name/Employer Address	Graph	Count	Mean Wage	Median Wage	Lowest Wage	Highest Wage
YESHIVA UNIVERSITY, 1300 MORRIS PARK AVENUE, BRONX, NY (https://www.google.com/maps/place/1300%20MORRIS%20PARK%20AVENUE,BRONX,NY)	Graph	1	\$94,000.00	\$94,000.00	\$94,000.00	\$94,000.00
ALBERT EINSTEIN COLLEGE OF MEDICINE, 1300 MORRIS PARK AVENUE, BRONX, NY (https://www.google.com/maps/place/1300%20MORRIS%20PARK%20AVENUE,BRONX,NY)	Graph	23	\$54,771.28	\$48,000.00	\$44,662.00	\$100,000.00
ALBERT EINSTEIN COLLEGE OF MEDICINE, INC., 1300 MORRIS PARK AVENUE, BRONX, NY (https://www.google.com/maps/place/1300%20MORRIS%20PARK%20AVENUE,BRONX,NY)	Graph	41	\$60,410.41	\$54,000.00	\$39,000.00	\$156,000.00
Totals	Graph	65	\$58,931.79	\$49,608.00	\$39,000.00	\$156,000.00

Employer Name/Worksite Address	Graph	Count	Mean Wage	Median Wage	Lowest Wage	Highest Wage
ALBERT EINSTEIN COLLEGE OF MEDICINE, 1300 MORRIS PARK AVENUE, BRONX, NEW YORK, NY (https://www.google.com/maps/place/1300%20MORRIS%20PARK%20AVENUE,BRONX,%20NEW%20YORK,NY)	Graph	1	\$47,476.00	\$47,476.00	\$47,476.00	\$47,476
ALBERT EINSTEIN COLLEGE OF MEDICINE, INC., 1300 MORRIS PARK AVE, BRONX, NY (https://www.google.com/maps/place/1300%20MORRIS%20PARK%20AVE,BRONX,NY)	Graph	5	\$61,646.00	\$56,000.00	\$42,510.00	\$95,000
ALBERT EINSTEIN COLLEGE OF MEDICINE, 1300 MORRIS PARK AVENUE, BRONX,NEW YORK, NY (https://www.google.com/maps/place/1300%20MORRIS%20PARK%20AVENUE,BRONX,NEW%20YORK,NY)	Graph	22	\$55,102.88	\$48,000.00	\$44,662.00	\$100,000
ALBERT EINSTEIN COLLEGE OF MEDICINE, INC., 1300 MORRIS PARK AVENUE, BRONX, NY (https://www.google.com/maps/place/1300%20MORRIS%20PARK%20AVENUE,BRONX,NY)	Graph	35	\$60,845.63	\$52,925.00	\$42,503.00	\$156,000
Totals	Graph	63	\$58,691.53	\$49,608.00	\$42,503.00	\$156,000

Latitude: 40.851089 Longitude: -73.930725

Employer Name/Employer Address	Graph	Count	Mean Wage	Median Wage	Lowest Wage	Highest Wage
YESHIVA UNIVERSITY, 500 WEST 185TH STREET, NEW YORK, NY (https://www.google.com/maps/place/500%20WEST%20185TH%20STREET,NEW%20YORK,NY)	Graph	1	\$175,000.00	\$175,000.00	\$175,000.00	\$175,000.00
Totals	Graph	1	\$175,000.00	\$175,000.00	\$175,000.00	\$175,000.00

Employer Name/Worksite Address	Graph	Count	Mean Wage	Median Wage	Lowest Wage	Highest Wage
--------------------------------	-------	-------	-----------	-------------	-------------	--------------

Employer Name/Worksite Address	Graph	Count	Mean Wage	Median Wage	Lowest Wage	Highest Wage
YESHIVA UNIVERSITY, 500 W 185TH ST, NEW YORK, NY (https://www.google.com/maps/place/500%20W%20185TH%20ST,NEW%20YORK,NY)	Graph	1	\$175,000.00	\$175,000.00	\$175,000.00	\$175,000.00
Totals	Graph	1	\$175,000.00	\$175,000.00	\$175,000.00	\$175,000.00

Latitude: 40.851149 Longitude: -73.848517

Employer Name/Worksite Address	Graph	Count	Mean Wage	Median Wage	Lowest Wage	Highest Wage
MONTEFIORE MEDICAL CENTER, 1225 MORRIS PARK AVENUE, BRONX, NY (https://www.google.com/maps/place/1225%20MORRIS%20PARK%20AVENUE,BRONX,NY)	Graph	1	\$67,787.20	\$67,787.20	\$67,787.20	\$67,787.20
Totals	Graph	1	\$67,787.20	\$67,787.20	\$67,787.20	\$67,787.20

Latitude: 40.851619 Longitude: -73.90434

Employer Name/Employer Address	Graph	Count	Mean Wage	Median Wage	Lowest Wage	Highest Wage
ESSEN MEDICAL URGICARE PLLC, 2015 GRAND CONCOURSE, BRONX, NY (https://www.google.com/maps/place/2015%20GRAND%20CONCOURSE,BRONX,NY)	Graph	1	\$175,000.00	\$175,000.00	\$175,000.00	\$175,000.00
ESSEN MEDICAL ASSOCIATES, PC, 2015 GRAND CONCOURSE, BRONX, NY (https://www.google.com/maps/place/2015%20GRAND%20CONCOURSE,BRONX,NY)	Graph	2	\$200,000.00	\$150,000.00	\$150,000.00	\$250,000.00
ESSEN MEDICAL ASSOCIATES, P.C., 2015 GRAND CONCOURSE, BRONX, NY (https://www.google.com/maps/place/2015%20GRAND%20CONCOURSE,BRONX,NY)	Graph	8	\$124,565.00	\$130,000.00	\$40,000.00	\$170,000.00
Totals	Graph	11	\$142,865.45	\$150,000.00	\$40,000.00	\$250,000.00

Employer Name/Worksite Address	Graph	Count	Mean Wage	Median Wage	Lowest Wage	Highest Wage
ESSEN MEDICAL ASSOCIATES, P.C., 2015 GRAND CONCOURSE, BRONX, NY (https://www.google.com/maps/place/2015%20GRAND%20CONCOURSE,BRONX,NY)	Graph	6	\$154,166.67	\$150,000.00	\$95,000.00	\$250,000.00
Totals	Graph	6	\$154,166.67	\$150,000.00	\$95,000.00	\$250,000.00

Latitude: 40.851815 Longitude: -73.904187

Employer Name/Employer Address	Graph	Count	Mean Wage	Median Wage	Lowest Wage	Highest Wage
FEINBERGS PHARMA INC., 2021 GRAND CONCOURSE, BRONX, NY (https://www.google.com/maps/place/2021%20GRAND%20CONCOURSE,BRONX,NY)	Graph	1	\$105,000.00	\$105,000.00	\$105,000.00	\$105,000.00
Totals	Graph	1	\$105,000.00	\$105,000.00	\$105,000.00	\$105,000.00

Employer Name/Worksite Address	Graph	Count	Mean Wage	Median Wage	Lowest Wage	Highest Wage
ST. BARNABAS HOSPITAL, 2021 GRAND CONCOURSE, BRONX, NY (https://www.google.com/maps/place/2021%20GRAND%20CONCOURSE,BRONX,NY)	Graph	2	\$140,000.00	\$105,000.00	\$105,000.00	\$175,000.00
Totals	Graph	2	\$140,000.00	\$105,000.00	\$105,000.00	\$175,000.00

Latitude: 40.851982 Longitude: -73.905432

Employer Name/Employer Address	Graph	Count	Mean Wage	Median Wage	Lowest Wage	Highest Wage
HOUSE CALL MEDICAL SERVICES OF NEW YORK PLLC, 2024 CRESTON AVENUE, BRONX, NY (https://www.google.com/maps/place/2024%20CRESTON%20AVENUE,BRONX,NY)	Graph	1	\$91,520.00	\$91,520.00	\$91,520.00	\$91,520.00
HOUSE CALL MEDICAL SERVICES OF NEW YORK, PLLC, 2024 CRESTON AVE, BRONX, NY (https://www.google.com/maps/place/2024%20CRESTON%20AVE,BRONX,NY)	Graph	1	\$110,000.00	\$110,000.00	\$110,000.00	\$110,000.00

Employer Name/Employer Address	Graph	Count	Mean Wage	Median Wage	Lowest Wage	Highest Wage
HOUSE CALL MEDICAL SERVICES OF NY PLLC, 2024 CRESTON AVE, BRONX, NY (https://www.google.com/maps/place/2024%20CRESTON%20AVE,BRONX,NY)	Graph	1	\$92,602.00	\$92,602.00	\$92,602.00	\$92,602.00
HOUSE CALL MEDICAL SERVICES OF NY, PLLC, 2024 CRESTON AVENUE, BRONX, NY (https://www.google.com/maps/place/2024%20CRESTON%20AVENUE,BRONX,NY)	Graph	1	\$85,000.00	\$85,000.00	\$85,000.00	\$85,000.00
Totals	Graph	4	\$94,780.50	\$91,520.00	\$85,000.00	\$110,000.00

Employer Name/Worksite Address	Graph	Count	Mean Wage	Median Wage	Lowest Wage	Highest Wage
HOUSE CALL MEDICAL SERVICES OF NEW YORK PLLC, 2024 CRESTON AVENUE, BRONX, NY (https://www.google.com/maps/place/2024%20CRESTON%20AVENUE,BRONX,NY)	Graph	1	\$91,520.00	\$91,520.00	\$91,520.00	\$91,520.00
HOUSE CALL MEDICAL SERVICES OF NY PLLC, 2024 CRESTON AVE, BRONX, NY (https://www.google.com/maps/place/2024%20CRESTON%20AVE,BRONX,NY)	Graph	1	\$92,602.00	\$92,602.00	\$92,602.00	\$92,602.00
Totals	Graph	2	\$92,061.00	\$91,520.00	\$91,520.00	\$92,602.00

Latitude: 40.852008 Longitude: -74.001868

Employer Name/Employer Address	Graph	Count	Mean Wage	Median Wage	Lowest Wage	Highest Wage
MASTER KLAS ACADAMY LLC., 342A COMMERCIAL AVENUE, PALISADES PARK, NJ (https://www.google.com/maps/place/342A%20COMMERCIAL%20AVENUE,PALISADES%20PARK,NJ)	Graph	1	\$58,240.00	\$58,240.00	\$58,240.00	\$58,240.00
Totals	Graph	1	\$58,240.00	\$58,240.00	\$58,240.00	\$58,240.00

Employer Name/Worksite Address	Graph	Count	Mean Wage	Median Wage	Lowest Wage	Highest Wage
MASTER KLAS ACADAMY LLC., 342A COMMERCIAL AVENUE, PALISADES PARK, NY (https://www.google.com/maps/place/342A%20COMMERCIAL%20AVENUE,PALISADES%20PARK,NY)	Graph	1	\$58,240.00	\$58,240.00	\$58,240.00	\$58,240.00
Totals	Graph	1	\$58,240.00	\$58,240.00	\$58,240.00	\$58,240.00

Latitude: 40.852319 Longitude: -73.913511

Employer Name/Worksite Address	Graph	Count	Mean Wage	Median Wage	Lowest Wage	Highest Wage
ESSEN MEDICAL ASSOCIATES, P.C., ESSEN MEDICAL ASSOCIATES, PC, BRONX, NY (https://www.google.com/maps/place/ESSEN%20MEDICAL%20ASSOCIATES,%20PC,BRONX,NY)	Graph	1	\$40,000.00	\$40,000.00	\$40,000.00	\$40,000.00
ST. BARNABAS HOSPITAL, UCHC AT GRAND CONCOURSE, BRONX, NY (https://www.google.com/maps/place/UCHC%20AT%20GRAND%20CONCOURSE,BRONX,NY)	Graph	2	\$52,932.37	\$52,932.37	\$52,932.37	\$52,932.37
ST. BARNABAS HOSPITAL, UNION COMMUNITY HEALTH CENTER, BRONX, NY (https://www.google.com/maps/place/UNION%20COMMUNITY%20HEALTH%20CENTER,BRONX,NY)	Graph	14	\$52,932.37	\$52,932.37	\$52,932.37	\$52,932.37
Totals	Graph	17	\$52,171.64	\$52,932.37	\$40,000.00	\$52,932.37

Latitude: 40.852574 Longitude: -73.890105

Employer Name/Worksite Address	Graph	Count	Mean Wage	Median Wage	Lowest Wage	Highest Wage
AEQUOR HEALTHCARE SERVICES LLC, 2175 QUARRY ROAD, BRONX, NY (https://www.google.com/maps/place/2175%20QUARRY%20ROAD,BRONX,NY)	Graph	11	\$65,707.20	\$65,748.80	\$65,291.20	\$65,748.80
Totals	Graph	11	\$65,707.20	\$65,748.80	\$65,291.20	\$65,748.80

Latitude: 40.853569 Longitude: -73.900522

Employer Name/Worksite Address	Graph	Count	Mean Wage	Median Wage	Lowest Wage	Highest Wage
--------------------------------	-------	-------	-----------	-------------	-------------	--------------

Employer Name/Worksite Address	Graph	Count	Mean Wage	Median Wage	Lowest Wage	Highest Wage
SAFE HORIZON, INC., 2120 RYER AVENUE, BRONX, NY (https://www.google.com/maps/place/2120%20RYER%20AVENUE,BRONX,NY)	Graph	1	\$41,142.40	\$41,142.40	\$41,142.40	\$41,142.40
Totals	Graph	1	\$41,142.40	\$41,142.40	\$41,142.40	\$41,142.40

Latitude: 40.853584 Longitude: -73.891492

Employer Name/Worksite Address	Graph	Count	Mean Wage	Median Wage	Lowest Wage	Highest Wage
ST. BARNABAS HOSPITAL, 4487 3RD AVENUE, BRONX, NY (https://www.google.com/maps/place/4487%203RD%20AVENUE,BRONX,NY)	Graph	1	\$63,260.97	\$63,260.97	\$63,260.97	\$63,260.97
Totals	Graph	1	\$63,260.97	\$63,260.97	\$63,260.97	\$63,260.97

Latitude: 40.853622 Longitude: -73.891275

Employer Name/Employer Address	Graph	Count	Mean Wage	Median Wage	Lowest Wage	Highest Wage
ST. BARNABAS HOSPITAL, 4422 THIRD AVENUE, BRONX, NY (https://www.google.com/maps/place/4422%20THIRD%20AVENUE,BRONX,NY)	Graph	78	\$82,807.24	\$52,932.37	\$52,932.37	\$325,000.00
Totals	Graph	78	\$82,807.24	\$52,932.37	\$52,932.37	\$325,000.00

Employer Name/Worksite Address	Graph	Count	Mean Wage	Median Wage	Lowest Wage	Highest Wage
HOUSE CALL MEDICAL SERVICES OF NY, PLLC, 4422 THIRD AVENUE, BRONX, NY (https://www.google.com/maps/place/4422%20THIRD%20AVENUE,BRONX,NY)	Graph	18	\$172,423.48	\$185,000.00	\$52,932.37	\$325,000.00
Totals	Graph	18	\$172,423.48	\$185,000.00	\$52,932.37	\$325,000.00

Latitude: 40.853848 Longitude: -73.881461

Employer Name/Employer Address	Graph	Count	Mean Wage	Median Wage	Lowest Wage	Highest Wage
WILDLIFE CONSERVATION SOCIETY, 2300 SOUTHERN BOULEVARD, BRONX, NY (https://www.google.com/maps/place/2300%20SOUTHERN%20BOULEVARD,BRONX,NY)	Graph	2	\$130,000.00	\$65,000.00	\$65,000.00	\$195,000.00
Totals	Graph	2	\$130,000.00	\$65,000.00	\$65,000.00	\$195,000.00

Employer Name/Worksite Address	Graph	Count	Mean Wage	Median Wage	Lowest Wage	Highest Wage
WILDLIFE CONSERVATION SOCIETY, 2300 SOUTHERN BOULEVARD, BRONX, NY (https://www.google.com/maps/place/2300%20SOUTHERN%20BOULEVARD,BRONX,NY)	Graph	2	\$130,000.00	\$65,000.00	\$65,000.00	\$195,000.00
Totals	Graph	2	\$130,000.00	\$65,000.00	\$65,000.00	\$195,000.00

Latitude: 40.854459 Longitude: -73.91026

Employer Name/Worksite Address	Graph	Count	Mean Wage	Median Wage	Lowest Wage	Highest Wage
MORRIS HEIGHTS HEALTH CENTER, 57-69 WEST BURNSIDE AVENUE, BRONX, NY (https://www.google.com/maps/place/57-69%20WEST%20BURNSIDE%20AVENUE,BRONX,NY)	Graph	1	\$200,000.00	\$200,000.00	\$200,000.00	\$200,000.00
Totals	Graph	1	\$200,000.00	\$200,000.00	\$200,000.00	\$200,000.00

Latitude: 40.854699 Longitude: -73.927899

Employer Name/Worksite Address	Graph	Count	Mean Wage	Median Wage	Lowest Wage	Highest Wage

Employer Name/Worksite Address	Graph	Count	Mean Wage	Median Wage	Lowest Wage	Highest Wage
PRIME HEALTHCARE SERVICES INC., 515 AUDUBON AVE., NEW YORK, NY (https://www.google.com/maps/place/515%20AUDUBON%20AVE.,NEW%20YORK,NY)	Graph	3	\$46,390.00	\$45,760.00	\$45,760.00	\$47,650.00
GRANDISON MANAGEMENT, INC., 515 AUDUBON AVENUE, NEW YORK, NY (https://www.google.com/maps/place/515%20AUDUBON%20AVENUE,NEW%20YORK,NY)	Graph	10	\$65,748.80	\$65,748.80	\$65,748.80	\$65,748.80
Totals	Graph	13	\$61,281.38	\$65,748.80	\$45,760.00	\$65,748.80

Latitude: 40.856753 Longitude: -73.859978

Employer Name/Worksite Address	Graph	Count	Mean Wage	Median Wage	Lowest Wage	Highest Wage
VERTICAL STAFFING CORPORATION, 1000 PELHAM PARKWAY SOUTH, BRONX, NY (https://www.google.com/maps/place/1000%20PELHAM%20PARKWAY%20SOUTH,BRONX,NY)	Graph	2	\$69,274.40	\$56,160.00	\$56,160.00	\$82,388.80
GRANDISON MANAGEMENT, INC., 1000 PELHAM PARKWAY, BRONX, NY (https://www.google.com/maps/place/1000%20PELHAM%20PARKWAY,BRONX,NY)	Graph	10	\$65,748.80	\$65,748.80	\$65,748.80	\$65,748.80
Totals	Graph	12	\$66,336.40	\$65,748.80	\$56,160.00	\$82,388.80

Latitude: 40.856981 Longitude: -73.932418

Employer Name/Worksite Address	Graph	Count	Mean Wage	Median Wage	Lowest Wage	Highest Wage
UPTOWN HEALTHCARE MANAGEMENT, INC., 4470 BROADWAY, NEW YORK, NY (https://www.google.com/maps/place/4470%20BROADWAY,NEW%20YORK,NY)	Graph	1	\$52,000.00	\$52,000.00	\$52,000.00	\$52,000.00
Totals	Graph	1	\$52,000.00	\$52,000.00	\$52,000.00	\$52,000.00

Latitude: 40.85744 Longitude: -73.847643

Employer Name/Employer Address	Graph	Count	Mean Wage	Median Wage	Lowest Wage	Highest Wage
NYCHHC - JACOBI MEDICAL CENTER, 1400 PELHAM PARKWAY SOUTH, BRONX, NY (https://www.google.com/maps/place/1400%20PELHAM%20PARKWAY%20SOUTH,BRONX,NY)	Graph	1	\$59,873.00	\$59,873.00	\$59,873.00	\$59,873.00
NYC-HHC JACOBI MEDICAL CENTER, 1400 PELHAM PARKWAY SOUTH, BRONX, NY (https://www.google.com/maps/place/1400%20PELHAM%20PARKWAY%20SOUTH,BRONX,NY)	Graph	26	\$62,748.60	\$61,670.00	\$61,670.00	\$76,120.00
Totals	Graph	27	\$62,642.10	\$61,670.00	\$59,873.00	\$76,120.00

Employer Name/Worksite Address	Graph	Count	Mean Wage	Median Wage	Lowest Wage	Highest Wage
MONTEFIORE MEDICAL CENTER, 1400 PELHAM PARKWAY SOUTH, BRONX, NY (https://www.google.com/maps/place/1400%20PELHAM%20PARKWAY%20SOUTH,BRONX,NY)	Graph	25	\$63,261.72	\$61,670.00	\$61,670.00	\$76,120.00
Totals	Graph	25	\$63,261.72	\$61,670.00	\$61,670.00	\$76,120.00

Latitude: 40.857538 Longitude: -73.619849

Employer Name/Employer Address	Graph	Count	Mean Wage	Median Wage	Lowest Wage	Highest Wage
SCO FAMILY OF SERVICES, 1 ALEXANDER PLACE, GLEN COVE, NY (https://www.google.com/maps/place/1%20ALEXANDER%20PLACE,GLEN%20COVE,NY)	Graph	4	\$47,750.06	\$40,000.00	\$39,999.99	\$70,000.00
Totals	Graph	4	\$47,750.06	\$40,000.00	\$39,999.99	\$70,000.00

Employer Name/Worksite Address	Graph	Count	Mean Wage	Median Wage	Lowest Wage	Highest Wage
SCO FAMILY OF SERVICES, 1 ALEXANDER PLACE, GLEN COVE, NY (https://www.google.com/maps/place/1%20ALEXANDER%20PLACE,GLEN%20COVE,NY)	Graph	1	\$70,000.00	\$70,000.00	\$70,000.00	\$70,000.00
Totals	Graph	1	\$70,000.00	\$70,000.00	\$70,000.00	\$70,000.00

Latitude: 40.857607 Longitude: -73.886319

Employer Name/Worksite Address	Graph	Count	Mean Wage	Median Wage	Lowest Wage	Highest Wage
HOWL AT THE MOON RESTAURANT CORP, 585 E 189TH ST, BRONX, NY (https://www.google.com/maps/place/585%20E%20189TH%20ST,BRONX,NY)	Graph	1	\$65,748.80	\$65,748.80	\$65,748.80	\$65,748.80
Totals	Graph	1	\$65,748.80	\$65,748.80	\$65,748.80	\$65,748.80

Latitude: 40.858315 Longitude: -73.930494

Employer Name/Worksite Address	Graph	Count	Mean Wage	Median Wage	Lowest Wage	Highest Wage
COLUMBIA UNIVERSITY, COLUMBIA UNIVERSITY, NEW YORK, NY (https://www.google.com/maps/place/COLUMBIA%20UNIVERSITY,NEW%20YORK,NY)	Graph	1	\$33,482.93	\$33,482.93	\$33,482.93	\$33,482.93
CSTS TECHNOLOGIES INC, NEW YORK STATE DEPARTMENT OF FINANCE, NEW YORK, NY (https://www.google.com/maps/place/NEW%20YORK%20STATE%20DEPARTMENT%20OF%20FINANCE,NEW%20YORK,NY)	Graph	1	\$60,000.00	\$60,000.00	\$60,000.00	\$60,000.00
PATEL CONSULTANTS CORPORATION, 55 WATER STREET, NEW YORK, NY (https://www.google.com/maps/place/55%20WATER%20STREET,NEW%20YORK,NY)	Graph	1	\$104,500.00	\$104,500.00	\$104,500.00	\$104,500.00
Totals	Graph	3	\$65,994.31	\$60,000.00	\$33,482.93	\$104,500.00

Latitude: 40.858391 Longitude: -73.083769

Employer Name/Worksite Address	Graph	Count	Mean Wage	Median Wage	Lowest Wage	Highest Wage
TTC TECHNOLOGIES, INC., 2100 MIDDLE COUNTRY ROAD, SUITE 206, CENTEREACH, NY (https://www.google.com/maps/place/2100%20MIDDLE%20COUNTRY%20ROAD,%20SUITE%20206,CENTEREACH,NY)	Graph	1	\$82,000.00	\$82,000.00	\$82,000.00	\$82,000.00
Totals	Graph	1	\$82,000.00	\$82,000.00	\$82,000.00	\$82,000.00

Latitude: 40.858596 Longitude: -73.851787

Employer Name/Worksite Address	Graph	Count	Mean Wage	Median Wage	Lowest Wage	Highest Wage
REHAB PATHWAYS, LLC, 1235 PELHAM PARKWAY NORTH, BRONX, NY (https://www.google.com/maps/place/1235%20PELHAM%20PARKWAY%20NORTH,BRONX,NY)	Graph	2	\$104,832.00	\$104,832.00	\$104,832.00	\$104,832.00
Totals	Graph	2	\$104,832.00	\$104,832.00	\$104,832.00	\$104,832.00

Latitude: 40.85883 Longitude: -73.642861

Employer Name/Worksite Address	Graph	Count	Mean Wage	Median Wage	Lowest Wage	Highest Wage
PLEATCO LLC, 28 GARVIES PT. RD, GLEN COVE, NY (https://www.google.com/maps/place/28%20GARVIES%20PT.%20RD,GLEN%20COVE,NY)	Graph	1	\$97,000.00	\$97,000.00	\$97,000.00	\$97,000.00
PLEATCO LLC, 28 GARVIES PT. RD., GLEN COVE, NY (https://www.google.com/maps/place/28%20GARVIES%20PT.%20RD.,GLEN%20COVE,NY)	Graph	1	\$69,000.00	\$69,000.00	\$69,000.00	\$69,000.00
Totals	Graph	2	\$83,000.00	\$69,000.00	\$69,000.00	\$97,000.00

Employer Name/Worksite Address	Graph	Count	Mean Wage	Median Wage	Lowest Wage	Highest Wage
PLEATCO LLC, 28 GARVIES PT. RD, GLEN COVE, NY (https://www.google.com/maps/place/28%20GARVIES%20PT.%20RD,GLEN%20COVE,NY)	Graph	1	\$97,000.00	\$97,000.00	\$97,000.00	\$97,000.00
PLEATCO LLC, 28 GARVIES PT.RD, GLEN COVE, NY (https://www.google.com/maps/place/28%20GARVIES%20PT.RD,GLEN%20COVE,NY)	Graph	1	\$69,000.00	\$69,000.00	\$69,000.00	\$69,000.00
Totals	Graph	2	\$83,000.00	\$69,000.00	\$69,000.00	\$97,000.00

Latitude: 40.85901 Longitude: -73.905573

Employer Name/Employer Address	Graph	Count	Mean Wage	Median Wage	Lowest Wage	Highest Wage
SNVK PHARMACY INC, 47 W 183RD STREET, BRONX, NY (https://www.google.com/maps/place/47%20W%20183RD%20STREET,BRONX,NY)	Graph	1	\$58,198.40	\$58,198.40	\$58,198.40	\$58,198.40
Totals	Graph	1	\$58,198.40	\$58,198.40	\$58,198.40	\$58,198.40

Employer Name/Worksite Address	Graph	Count	Mean Wage	Median Wage	Lowest Wage	Highest Wage
SNVK PHARMACY INC, 47 W 183RD STREET, BRONX, NY (https://www.google.com/maps/place/47%20W%20183RD%20STREET,BRONX,NY)	Graph	1	\$58,198.40	\$58,198.40	\$58,198.40	\$58,198.40
Totals	Graph	1	\$58,198.40	\$58,198.40	\$58,198.40	\$58,198.40

Latitude: 40.859806 Longitude: -73.843112

Employer Name/Worksite Address	Graph	Count	Mean Wage	Median Wage	Lowest Wage	Highest Wage
CHE SENIOR PSYCHOLOGICAL SERVICES, PC, 2323 EASTCHESTER ROAD, BRONX, NY (https://www.google.com/maps/place/2323%20EASTCHESTER%20ROAD,BRONX,NY)	Graph	1	\$70,000.00	\$70,000.00	\$70,000.00	\$70,000.00
Totals	Graph	1	\$70,000.00	\$70,000.00	\$70,000.00	\$70,000.00

Latitude: 40.860079 Longitude: -73.887884

Employer Name/Employer Address	Graph	Count	Mean Wage	Median Wage	Lowest Wage	Highest Wage
FORDHAM UNIVERSITY, 441 E FORDHAM ROAD, BRONX, NY (https://www.google.com/maps/place/441%20E%20FORDHAM%20ROAD,BRONX,NY)	Graph	1	\$75,000.00	\$75,000.00	\$75,000.00	\$75,000.00
FORDHAM UNIVERSITY, 441 EAST FORDHAM ROAD, BRONX, NY (https://www.google.com/maps/place/441%20EAST%20FORDHAM%20ROAD,BRONX,NY)	Graph	9	\$88,211.33	\$75,000.00	\$46,245.00	\$184,998.00
Totals	Graph	10	\$86,890.20	\$75,000.00	\$46,245.00	\$184,998.00

Employer Name/Worksite Address	Graph	Count	Mean Wage	Median Wage	Lowest Wage	Highest Wage
PROINFY SOLUTIONS LLC, 441 EAST FORDHAM ROAD, SUITE 902, BRONX, NY (https://www.google.com/maps/place/441%20EAST%20FORDHAM%20ROAD,%20SUITE%20902,BRONX,NY)	Graph	1	\$70,000.00	\$70,000.00	\$70,000.00	\$70,000.00
FORDHAM UNIVERSITY, 441 E. FORDHAM ROAD, BRONX, NY (https://www.google.com/maps/place/441%20E.%20FORDHAM%20ROAD,BRONX,NY)	Graph	2	\$74,999.00	\$50,000.00	\$50,000.00	\$99,998.00
FORDHAM UNIVERSITY, 441 EAST FORDHAM ROAD, BRONX, NY (https://www.google.com/maps/place/441%20EAST%20FORDHAM%20ROAD,BRONX,NY)	Graph	4	\$110,724.50	\$91,655.00	\$46,245.00	\$184,998.00
Totals	Graph	7	\$94,699.43	\$91,655.00	\$46,245.00	\$184,998.00

Latitude: 40.860622 Longitude: -73.898046

Employer Name/Worksite Address	Graph	Count	Mean Wage	Median Wage	Lowest Wage	Highest Wage
BRONX-LEBANON HOSPITAL CENTER, 2432 GRAND CONCOURSE, BRONX, NY (https://www.google.com/maps/place/2432%20GRAND%20CONCOURSE,BRONX,NY)	Graph	45	\$63,109.20	\$62,191.00	\$60,674.00	\$74,728.00
Totals	Graph	45	\$63,109.20	\$62,191.00	\$60,674.00	\$74,728.00

Latitude: 40.860649 Longitude: -73.833833

Employer Name/Worksite Address	Graph	Count	Mean Wage	Median Wage	Lowest Wage	Highest Wage
GRANDISON MANAGEMENT, INC., 1800 WARING AVENUE, BRONX, NY (https://www.google.com/maps/place/1800%20WARING%20AVENUE,BRONX,NY)	Graph	10	\$65,748.80	\$65,748.80	\$65,748.80	\$65,748.80
Totals	Graph	10	\$65,748.80	\$65,748.80	\$65,748.80	\$65,748.80

Latitude: 40.860676 Longitude: -73.890634

Employer Name/Worksite Address	Graph	Count	Mean Wage	Median Wage	Lowest Wage	Highest Wage
VASTIKA, INC., 1 FORDHAM PLAZA, BRONX, NY (https://www.google.com/maps/place/1%20FORDHAM%20PLAZA,BRONX,NY)	Graph	1	\$83,200.00	\$83,200.00	\$83,200.00	\$83,200.00
Totals	Graph	1	\$83,200.00	\$83,200.00	\$83,200.00	\$83,200.00

Latitude: 40.86088 Longitude: -73.896222

Employer Name/Employer Address	Graph	Count	Mean Wage	Median Wage	Lowest Wage	Highest Wage
UNION COMMUNITY HEALTH CENTER, 260 EAST 188TH STREET, BRONX, NY (https://www.google.com/maps/place/260%20EAST%20188TH%20STREET,BRONX,NY)	Graph	1	\$47,500.00	\$47,500.00	\$47,500.00	\$47,500.00
Totals	Graph	1	\$47,500.00	\$47,500.00	\$47,500.00	\$47,500.00

Employer Name/Worksite Address	Graph	Count	Mean Wage	Median Wage	Lowest Wage	Highest Wage
UNION COMMUNITY HEALTH CENTER, 260 EAST 188TH STREET, BRONX, NY (https://www.google.com/maps/place/260%20EAST%20188TH%20STREET,BRONX,NY)	Graph	1	\$47,500.00	\$47,500.00	\$47,500.00	\$47,500.00
Totals	Graph	1	\$47,500.00	\$47,500.00	\$47,500.00	\$47,500.00

Latitude: 40.86092 Longitude: -73.902278

Employer Name/Worksite Address	Graph	Count	Mean Wage	Median Wage	Lowest Wage	Highest Wage
TOP REHAB, INC., 2386 JEROME AVENUE, BRONX, NY (https://www.google.com/maps/place/2386%20JEROME%20AVENUE,BRONX,NY)	Graph	1	\$66,000.00	\$66,000.00	\$66,000.00	\$66,000.00
Totals	Graph	1	\$66,000.00	\$66,000.00	\$66,000.00	\$66,000.00

Latitude: 40.861061 Longitude: -73.830052

Employer Name/Worksite Address	Graph	Count	Mean Wage	Median Wage	Lowest Wage	Highest Wage
GRANDISON MANAGEMENT, INC., 2000 EAST GUN HILL ROAD, BRONX, NY (https://www.google.com/maps/place/2000%20EAST%20GUN%20HILL%20ROAD,BRONX,NY)	Graph	10	\$65,748.80	\$65,748.80	\$65,748.80	\$65,748.80
Totals	Graph	10	\$65,748.80	\$65,748.80	\$65,748.80	\$65,748.80

Latitude: 40.861532 Longitude: -73.891393

Employer Name/Worksite Address	Graph	Count	Mean Wage	Median Wage	Lowest Wage	Highest Wage
INDEPENDENCE CARE SYSTEM, INC., 400 EAST FORDHAM RD, BRONX, NY (https://www.google.com/maps/place/400%20EAST%20FORDHAM%20RD,BRONX,NY)	Graph	2	\$107,464.00	\$107,464.00	\$107,464.00	\$107,464.00
Totals	Graph	2	\$107,464.00	\$107,464.00	\$107,464.00	\$107,464.00

Latitude: 40.861889 Longitude: -73.892184

Employer Name/Employer Address	Graph	Count	Mean Wage	Median Wage	Lowest Wage	Highest Wage
JUAN T. ESTEVEZ, MD, PC, 375 E FORDHAM ROAD, BRONX, NY (https://www.google.com/maps/place/375%20E%20FORDHAM%20ROAD,BRONX,NY)	Graph	1	\$135,000.00	\$135,000.00	\$135,000.00	\$135,000.00
Totals	Graph	1	\$135,000.00	\$135,000.00	\$135,000.00	\$135,000.00

Employer Name/Worksite Address	Graph	Count	Mean Wage	Median Wage	Lowest Wage	Highest Wage
JUAN T. ESTEVEZ, MD, PC, 375 E FORDHAM ROAD, BRONX, NY (https://www.google.com/maps/place/375%20E%20FORDHAM%20ROAD,BRONX,NY)	Graph	1	\$135,000.00	\$135,000.00	\$135,000.00	\$135,000.00
Totals	Graph	1	\$135,000.00	\$135,000.00	\$135,000.00	\$135,000.00

Latitude: 40.861953 Longitude: -73.125512

Employer Name/Employer Address	Graph	Count	Mean Wage	Median Wage	Lowest Wage	Highest Wage
I-FIX-SCREENS.COM, INC, 3205 MIDDLE COUNTRY ROAD, LAKE GROVE, NY (https://www.google.com/maps/place/3205%20MIDDLE%20COUNTRY%20ROAD,LAKE%20GROVE,NY)	Graph	1	\$49,920.00	\$49,920.00	\$49,920.00	\$49,920.00
Totals	Graph	1	\$49,920.00	\$49,920.00	\$49,920.00	\$49,920.00

Employer Name/Worksite Address	Graph	Count	Mean Wage	Median Wage	Lowest Wage	Highest Wage
I-FIX-SCREENS.COM, INC, 3205 MIDDLE COUNTRY ROAD, LAKE GROVE, NY (https://www.google.com/maps/place/3205%20MIDDLE%20COUNTRY%20ROAD,LAKE%20GROVE,NY)	Graph	1	\$49,920.00	\$49,920.00	\$49,920.00	\$49,920.00
Totals	Graph	1	\$49,920.00	\$49,920.00	\$49,920.00	\$49,920.00

Latitude: 40.862182 Longitude: -72.988192

Employer Name/Employer Address	Graph	Count	Mean Wage	Median Wage	Lowest Wage	Highest Wage
NATURE'S VALUE INC., 468 MILL ROAD, CORAM, NY (https://www.google.com/maps/place/468%20MILL%20ROAD,CORAM,NY)	Graph	3	\$47,953.67	\$48,000.00	\$47,861.00	\$48,000.00
Totals	Graph	3	\$47,953.67	\$48,000.00	\$47,861.00	\$48,000.00

Employer Name/Worksite Address	Graph	Count	Mean Wage	Median Wage	Lowest Wage	Highest Wage
NATURE'S VALUE INC., 468 MILL ROAD, CORAM, NY (https://www.google.com/maps/place/468%20MILL%20ROAD,CORAM,NY)	Graph	3	\$47,953.67	\$48,000.00	\$47,861.00	\$48,000.00
Totals	Graph	3	\$47,953.67	\$48,000.00	\$47,861.00	\$48,000.00

Latitude: 40.86219 Longitude: -73.897184

Employer Name/Employer Address	Graph	Count	Mean Wage	Median Wage	Lowest Wage	Highest Wage
THE MENTAL HEALTH ASSOCIATION OF NEW YORK CITY, INC., 2488 GRAND CONCOURSE, BRONX, NY (https://www.google.com/maps/place/2488%20GRAND%20CONCOURSE,BRONX,NY)	Graph	1	\$43,050.00	\$43,050.00	\$43,050.00	\$43,050.00
Totals	Graph	1	\$43,050.00	\$43,050.00	\$43,050.00	\$43,050.00

Employer Name/Worksite Address	Graph	Count	Mean Wage	Median Wage	Lowest Wage	Highest Wage
AHRC NYC, 2488 GRAND CONCOURSE,, BRONX, NY (https://www.google.com/maps/place/2488%20GRAND%20CONCOURSE,,BRONX,NY)	Graph	1	\$36,000.00	\$36,000.00	\$36,000.00	\$36,000.00
THE MENTAL HEALTH ASSOCIATION OF NEW YORK CITY, INC., 2488 GRAND CONCOURSE, BRONX, NY (https://www.google.com/maps/place/2488%20GRAND%20CONCOURSE,BRONX,NY)	Graph	1	\$43,050.00	\$43,050.00	\$43,050.00	\$43,050.00
Totals	Graph	2	\$39,525.00	\$36,000.00	\$36,000.00	\$43,050.00

Latitude: 40.862529 Longitude: -73.888159

Employer Name/Worksite Address	Graph	Count	Mean Wage	Median Wage	Lowest Wage	Highest Wage
--------------------------------	-------	-------	-----------	-------------	-------------	--------------

Employer Name/Worksite Address	Graph	Count	Mean Wage	Median Wage	Lowest Wage	Highest Wage
FORDHAM UNIVERSITY, FORDHAM UNIVERSITY, BRONX, NY (https://www.google.com/maps/place/FORDHAM%20UNIVERSITY,BRONX,NY)	Graph	1	\$66,006.00	\$66,006.00	\$66,006.00	\$66,006.00
MED-ALLIANCE MEDICAL HEALTH SERVICES, MED-ALLIANCE MEDICAL HEALTH SERVICES, BRONX, NY (https://www.google.com/maps/place/MED-ALLIANCE%20MEDICAL%20HEALTH%20SERVICES,BRONX,NY)	Graph	1	\$85,000.00	\$85,000.00	\$85,000.00	\$85,000.00
ST. BARNABAS HOSPITAL, UNION COMMUNITY HEALTH CENTER, BRONX, NY (https://www.google.com/maps/place/UNION%20COMMUNITY%20HEALTH%20CENTER,BRONX,NY)	Graph	1	\$52,932.37	\$52,932.37	\$52,932.37	\$52,932.37
Totals	Graph	3	\$67,979.46	\$66,006.00	\$52,932.37	\$85,000.00

Latitude: 40.862651 Longitude: -73.900983

Employer Name/Employer Address	Graph	Count	Mean Wage	Median Wage	Lowest Wage	Highest Wage
FORDHAM ROAD RX INC., 2 E FORDHAM ROAD, BRONX, NY (https://www.google.com/maps/place/2%20E%20FORDHAM%20ROAD,BRONX,NY)	Graph	1	\$58,198.40	\$58,198.40	\$58,198.40	\$58,198.40
Totals	Graph	1	\$58,198.40	\$58,198.40	\$58,198.40	\$58,198.40

Employer Name/Worksite Address	Graph	Count	Mean Wage	Median Wage	Lowest Wage	Highest Wage
FORDHAM ROAD RX INC., 2 E FORDHAM ROAD, BRONX, NY (https://www.google.com/maps/place/2%20E%20FORDHAM%20ROAD,BRONX,NY)	Graph	1	\$58,198.40	\$58,198.40	\$58,198.40	\$58,198.40
Totals	Graph	1	\$58,198.40	\$58,198.40	\$58,198.40	\$58,198.40

Latitude: 40.863518 Longitude: -73.541494

Employer Name/Employer Address	Graph	Count	Mean Wage	Median Wage	Lowest Wage	Highest Wage
THOMPSON B MANAGEMENT, LLC, 2 CENTER VIEW DRIVE, OYSTER BAY, NY (https://www.google.com/maps/place/2%20CENTER%20VIEW%20DRIVE,OYSTER%20BAY,NY)	Graph	1	\$60,694.40	\$60,694.40	\$60,694.40	\$60,694.40
Totals	Graph	1	\$60,694.40	\$60,694.40	\$60,694.40	\$60,694.40

Employer Name/Worksite Address	Graph	Count	Mean Wage	Median Wage	Lowest Wage	Highest Wage
THOMPSON B MANAGEMENT, LLC, 2 CENTER VIEW DRIVE, OYSTER BAY, NY (https://www.google.com/maps/place/2%20CENTER%20VIEW%20DRIVE,OYSTER%20BAY,NY)	Graph	1	\$60,694.40	\$60,694.40	\$60,694.40	\$60,694.40
Totals	Graph	1	\$60,694.40	\$60,694.40	\$60,694.40	\$60,694.40

Latitude: 40.86357 Longitude: -73.635978

Employer Name/Employer Address	Graph	Count	Mean Wage	Median Wage	Lowest Wage	Highest Wage
MIL-SPEC INDUSTRIES, CORP., 42 HERB HILL ROAD, GLEN COVE, NY (https://www.google.com/maps/place/42%20HERB%20HILL%20ROAD,GLEN%20COVE,NY)	Graph	3	\$60,345.13	\$60,000.00	\$52,998.40	\$68,037.00
Totals	Graph	3	\$60,345.13	\$60,000.00	\$52,998.40	\$68,037.00

Employer Name/Worksite Address	Graph	Count	Mean Wage	Median Wage	Lowest Wage	Highest Wage
MIL-SPEC INDUSTRIES, CORP., 42 HERB HILL ROAD, GLEN COVE, NY (https://www.google.com/maps/place/42%20HERB%20HILL%20ROAD,GLEN%20COVE,NY)	Graph	3	\$60,345.13	\$60,000.00	\$52,998.40	\$68,037.00
Totals	Graph	3	\$60,345.13	\$60,000.00	\$52,998.40	\$68,037.00

Latitude: 40.863637 Longitude: -73.925652

Employer Name/Employer Address	Graph	Count	Mean Wage	Median Wage	Lowest Wage	Highest Wage
SMS PHARMACY CORP, 101 SHERMAN AVE, NEW YORK, NY (https://www.google.com/maps/place/101%20SHERMAN%20AVE,NEW%20YORK,NY)	Graph	2	\$63,200.00	\$57,200.00	\$57,200.00	\$69,200.00
Totals	Graph	2	\$63,200.00	\$57,200.00	\$57,200.00	\$69,200.00

Employer Name/Worksite Address	Graph	Count	Mean Wage	Median Wage	Lowest Wage	Highest Wage
SMS PHARMACY CORP, 101 SHERMAN AVENUE, NEW YORK, NY (https://www.google.com/maps/place/101%20SHERMAN%20AVENUE,NEW%20YORK,NY)	Graph	2	\$63,200.00	\$57,200.00	\$57,200.00	\$69,200.00
Totals	Graph	2	\$63,200.00	\$57,200.00	\$57,200.00	\$69,200.00

Latitude: 40.863762 Longitude: -73.320859

Employer Name/Employer Address	Graph	Count	Mean Wage	Median Wage	Lowest Wage	Highest Wage
ANITA'S STUDIO OF DANCE & THEATRE ARTS, 508 LARKFIELD ROAD, EAST NORTHPORT, NY (https://www.google.com/maps/place/508%20LARKFIELD%20ROAD,EAST%20NORTHPORT,NY)	Graph	1	\$85,280.00	\$85,280.00	\$85,280.00	\$85,280.00
Totals	Graph	1	\$85,280.00	\$85,280.00	\$85,280.00	\$85,280.00

Employer Name/Worksite Address	Graph	Count	Mean Wage	Median Wage	Lowest Wage	Highest Wage
ANITA'S STUDIO OF DANCE & THEATRE ARTS, 508 LARKFIELD ROAD, EAST NORTHPORT, NY (https://www.google.com/maps/place/508%20LARKFIELD%20ROAD,EAST%20NORTHPORT,NY)	Graph	1	\$85,280.00	\$85,280.00	\$85,280.00	\$85,280.00
Totals	Graph	1	\$85,280.00	\$85,280.00	\$85,280.00	\$85,280.00

Latitude: 40.863989 Longitude: -73.630458

Employer Name/Employer Address	Graph	Count	Mean Wage	Median Wage	Lowest Wage	Highest Wage
CPN MECHANICAL, INC., 31A GLEN STREET, GLEN COVE, NY (https://www.google.com/maps/place/31A%20GLEN%20STREET,GLEN%20COVE,NY)	Graph	1	\$75,000.00	\$75,000.00	\$75,000.00	\$75,000.00
Totals	Graph	1	\$75,000.00	\$75,000.00	\$75,000.00	\$75,000.00

Employer Name/Worksite Address	Graph	Count	Mean Wage	Median Wage	Lowest Wage	Highest Wage
CPN MECHANICAL, INC., 31A GLEN STREET, GLEN COVE, NY (https://www.google.com/maps/place/31A%20GLEN%20STREET,GLEN%20COVE,NY)	Graph	1	\$75,000.00	\$75,000.00	\$75,000.00	\$75,000.00
Totals	Graph	1	\$75,000.00	\$75,000.00	\$75,000.00	\$75,000.00

Latitude: 40.864861 Longitude: -73.901794

Employer Name/Worksite Address	Graph	Count	Mean Wage	Median Wage	Lowest Wage	Highest Wage
GRANDISON MANAGEMENT, INC., 2505 GRAND AVENUE, BRONX, NY (https://www.google.com/maps/place/2505%20GRAND%20AVENUE,BRONX,NY)	Graph	40	\$65,748.80	\$65,748.80	\$65,748.80	\$65,748.80
Totals	Graph	40	\$65,748.80	\$65,748.80	\$65,748.80	\$65,748.80

Latitude: 40.865009 Longitude: -73.919412

Employer Name/Employer Address	Graph	Count	Mean Wage	Median Wage	Lowest Wage	Highest Wage
PEDIATRICS 2000 @ 207 PLLC, 515 WEST 207TH STREET, NEW YORK, NY (https://www.google.com/maps/place/515%20WEST%20207TH%20STREET,NEW%20YORK,NY)	Graph	1	\$145,000.00	\$145,000.00	\$145,000.00	\$145,000.00

Employer Name/Employer Address	Graph	Count	Mean Wage	Median Wage	Lowest Wage	Highest Wage
Totals	Graph	1	\$145,000.00	\$145,000.00	\$145,000.00	\$145,000.00

Employer Name/Worksite Address	Graph	Count	Mean Wage	Median Wage	Lowest Wage	Highest Wage
PEDIATRICS 2000 @ 207 PLLC, 515 WEST 207TH STREET, NEW YORK, NY (https://www.google.com/maps/place/515%20WEST%20207TH%20STREET,NEW%20YORK,NY)	Graph	1	\$145,000.00	\$145,000.00	\$145,000.00	\$145,000.00
Totals	Graph	1	\$145,000.00	\$145,000.00	\$145,000.00	\$145,000.00

Latitude: 40.865305 Longitude: -73.870094

Employer Name/Worksite Address	Graph	Count	Mean Wage	Median Wage	Lowest Wage	Highest Wage
CHE SENIOR PSYCHOLOGICAL SERVICES, PC, 612 ALLERTON AVENUE, BRONX, NY (https://www.google.com/maps/place/612%20ALLERTON%20AVENUE,BRONX,NY)	Graph	1	\$70,000.00	\$70,000.00	\$70,000.00	\$70,000.00
Totals	Graph	1	\$70,000.00	\$70,000.00	\$70,000.00	\$70,000.00

Latitude: 40.865456 Longitude: -73.453289

Employer Name/Worksite Address	Graph	Count	Mean Wage	Median Wage	Lowest Wage	Highest Wage
HOWARD HUGHES MEDICAL INSTITUTE, HHMI/COLD SPRING HARBOR LABORATORY, COLD SPRING HARBOR, NY (https://www.google.com/maps/place/HHMI/COLD%20SPRING%20HARBOR%20LABORATORY,COLD%20SPRING%20HARBOR,NY)	Graph	1	\$50,000.00	\$50,000.00	\$50,000.00	\$50,000.00
Totals	Graph	1	\$50,000.00	\$50,000.00	\$50,000.00	\$50,000.00

Latitude: 40.866706 Longitude: -73.91877

Employer Name/Worksite Address	Graph	Count	Mean Wage	Median Wage	Lowest Wage	Highest Wage
NVIDIA CORPORATION, 521 ISHAM STREET, NEW YORK, NY (https://www.google.com/maps/place/521%20ISHAM%20STREET,NEW%20YORK,NY)	Graph	1	\$115,398.00	\$115,398.00	\$115,398.00	\$115,398.00
Totals	Graph	1	\$115,398.00	\$115,398.00	\$115,398.00	\$115,398.00

Latitude: 40.866783 Longitude: -73.902314

Employer Name/Worksite Address	Graph	Count	Mean Wage	Median Wage	Lowest Wage	Highest Wage
YDR GERIATRICS AND NEPHROLOGY LLP, 2545 UNIVERSITY AVENUE, BRONX, NY (https://www.google.com/maps/place/2545%20UNIVERSITY%20AVENUE,BRONX,NY)	Graph	2	\$165,000.00	\$165,000.00	\$165,000.00	\$165,000.00
Totals	Graph	2	\$165,000.00	\$165,000.00	\$165,000.00	\$165,000.00

Latitude: 40.866939 Longitude: -73.429647

Employer Name/Employer Address	Graph	Count	Mean Wage	Median Wage	Lowest Wage	Highest Wage
HOFFMAN GRAYSON ARCHITECTS LLP, 90 HIGH STREET, HUNTINGTON, NY (https://www.google.com/maps/place/90%20HIGH%20STREET,HUNTINGTON,NY)	Graph	1	\$55,000.00	\$55,000.00	\$55,000.00	\$55,000.00
Totals	Graph	1	\$55,000.00	\$55,000.00	\$55,000.00	\$55,000.00

Employer Name/Worksite Address	Graph	Count	Mean Wage	Median Wage	Lowest Wage	Highest Wage
HOFFMAN GRAYSON ARCHITECTS LLP, 90 HIGH STREET, HUNTINGTON, NY (https://www.google.com/maps/place/90%20HIGH%20STREET,HUNTINGTON,NY)	Graph	1	\$55,000.00	\$55,000.00	\$55,000.00	\$55,000.00

Employer Name/Worksite Address	Graph	Count	Mean Wage	Median Wage	Lowest Wage	Highest Wage
Totals	Graph	1	\$55,000.00	\$55,000.00	\$55,000.00	\$55,000.00

Latitude: 40.867149 Longitude: -73.030782

Employer Name/Employer Address	Graph	Count	Mean Wage	Median Wage	Lowest Wage	Highest Wage
AMERICAN MEDICAL INC, 260 MIDDLE COUNTRY ROAD, SELDEN, NY (https://www.google.com/maps/place/260%20MIDDLE%20COUNTRY%20ROAD,SELDEN,NY)	Graph	1	\$61,401.60	\$61,401.60	\$61,401.60	\$61,401.60
AMERICAN MEDICAL, INC., 260 MIDDLE COUNTRY RD., BLDG.#3, SELDEN, NY (https://www.google.com/maps/place/260%20MIDDLE%20COUNTRY%20RD.,%20BLDG.#3,SELDEN,NY)	Graph	6	\$60,266.67	\$66,000.00	\$48,800.00	\$66,000.00
AMERICAN MEDICAL, INC., 260 MIDDLE COUNTRY ROAD, SELDEN, NY (https://www.google.com/maps/place/260%20MIDDLE%20COUNTRY%20ROAD,SELDEN,NY)	Graph	39	\$63,672.53	\$65,000.00	\$49,025.60	\$65,748.80
Totals	Graph	46	\$63,178.92	\$65,000.00	\$48,800.00	\$66,000.00

Employer Name/Worksite Address	Graph	Count	Mean Wage	Median Wage	Lowest Wage	Highest Wage
AMERICAN MEDICAL, INC., 260 MIDDLE COUNTRY RD., BLDG.#3, SELDEN, NY (https://www.google.com/maps/place/260%20MIDDLE%20COUNTRY%20RD.,%20BLDG.#3,SELDEN,NY)	Graph	2	\$48,800.00	\$48,800.00	\$48,800.00	\$48,800.00
Totals	Graph	2	\$48,800.00	\$48,800.00	\$48,800.00	\$48,800.00

Latitude: 40.867199 Longitude: -73.924072

Employer Name/Employer Address	Graph	Count	Mean Wage	Median Wage	Lowest Wage	Highest Wage
ACKNOWLEDGE DIGITAL MARKETING LLC, 197 GRAND STREET, NEW YORK, NY (https://www.google.com/maps/place/197%20GRAND%20STREET,NEW%20YORK,NY)	Graph	1	\$48,000.00	\$48,000.00	\$48,000.00	\$48,000.00
UNION REALTIME LLC, 51 ASTOR PLACE, NEW YORK, NY (https://www.google.com/maps/place/51%20ASTOR%20PLACE,NEW%20YORK,NY)	Graph	1	\$100,000.00	\$100,000.00	\$100,000.00	\$100,000.00
Totals	Graph	2	\$74,000.00	\$48,000.00	\$48,000.00	\$100,000.00

Employer Name/Worksite Address	Graph	Count	Mean Wage	Median Wage	Lowest Wage	Highest Wage
ACKNOWLEDGE DIGITAL MARKETING LLC, 197 GRAND STREET, NEW YORK, NY (https://www.google.com/maps/place/197%20GRAND%20STREET,NEW%20YORK,NY)	Graph	1	\$48,000.00	\$48,000.00	\$48,000.00	\$48,000.00
COLUMBIA UNIVERSITY, COLUMBIA UNIVERSITY- ALLEN HOSPITAL, NEW YORK, NY (https://www.google.com/maps/place/COLUMBIA%20UNIVERSITY-%20ALLEN%20HOSPITAL,NEW%20YORK,NY)	Graph	1	\$215,000.00	\$215,000.00	\$215,000.00	\$215,000.00
UNION REALTIME LLC, 51 ASTOR PLACE, NEW YORK, NY (https://www.google.com/maps/place/51%20ASTOR%20PLACE,NEW%20YORK,NY)	Graph	1	\$100,000.00	\$100,000.00	\$100,000.00	\$100,000.00
Totals	Graph	3	\$121,000.00	\$100,000.00	\$48,000.00	\$215,000.00

Latitude: 40.867297 Longitude: -73.473324

Employer Name/Employer Address	Graph	Count	Mean Wage	Median Wage	Lowest Wage	Highest Wage
COLD SPRING HARBOR LABORATORY, 1 BUNGTOWN ROAD, COLD SPRING HARBOR, NY (https://www.google.com/maps/place/1%20BUNGTOWN%20ROAD,COLD%20SPRING%20HARBOR,NY)	Graph	16	\$57,208.19	\$55,000.00	\$39,000.00	\$91,800.00
Totals	Graph	16	\$57,208.19	\$55,000.00	\$39,000.00	\$91,800.00

Employer Name/Worksite Address	Graph	Count	Mean Wage	Median Wage	Lowest Wage	Highest Wage
COLD SPRING HARBOR LABORATORY, 1 BUNGTOWN ROAD, COLD SPRING HARBOR, NY (https://www.google.com/maps/place/1%20BUNGTOWN%20ROAD,COLD%20SPRING%20HARBOR,NY)	Graph	15	\$57,424.00	\$56,000.00	\$39,000.00	\$91,800.00

Employer Name/Worksite Address	Graph	Count	Mean Wage	Median Wage	Lowest Wage	Highest Wage
Totals	Graph	15	\$57,424.00	\$56,000.00	\$39,000.00	\$91,800.00

Latitude: 40.867465 Longitude: -73.883881

Employer Name/Worksite Address	Graph	Count	Mean Wage	Median Wage	Lowest Wage	Highest Wage
BEDFORD PHARMACY LLC, 392 BEDFORD PARK BLVD, BRONX, NY (https://www.google.com/maps/place/392%20BEDFORD%20PARK%20BLVD,BRONX,NY)	Graph	1	\$131,789.00	\$131,789.00	\$131,789.00	\$131,789.00
Totals	Graph	1	\$131,789.00	\$131,789.00	\$131,789.00	\$131,789.00

Employer Name/Worksite Address	Graph	Count	Mean Wage	Median Wage	Lowest Wage	Highest Wage
BEDFORD PHARMACY LLC, 392 BEDFORD PARK BLVD, BRONX, NY (https://www.google.com/maps/place/392%20BEDFORD%20PARK%20BLVD,BRONX,NY)	Graph	1	\$131,789.00	\$131,789.00	\$131,789.00	\$131,789.00
Totals	Graph	1	\$131,789.00	\$131,789.00	\$131,789.00	\$131,789.00

Latitude: 40.867883 Longitude: -72.882138

Employer Name/Worksite Address	Graph	Count	Mean Wage	Median Wage	Lowest Wage	Highest Wage
BROOKHAVEN NATIONAL LABORATORY, 20 BROOKHAVEN AVENUE, HRD, 400B, UPTON, NY (https://www.google.com/maps/place/20%20BROOKHAVEN%20AVENUE,%20HRD,%20400B,UPTON,NY)	Graph	135	\$78,725.91	\$67,683.20	\$58,947.20	\$155,450.00
Totals	Graph	135	\$78,725.91	\$67,683.20	\$58,947.20	\$155,450.00

Employer Name/Worksite Address	Graph	Count	Mean Wage	Median Wage	Lowest Wage	Highest Wage
IOWA STATE UNIVERSITY OF SCIENCE AND TECHNOLOGY, BROOKHAVEN NATIONAL LABORATORY, UPTON, NY (https://www.google.com/maps/place/BROOKHAVEN%20NATIONAL%20LABORATORY,UPTON,NY)	Graph	1	\$53,373.00	\$53,373.00	\$53,373.00	\$53,373.00
RESEARCH FOUNDATION OF THE STATE UNIVERSITY OF NEW YORK, DEPARTMENT OF CHEMISTRY, BUILDING 555 ROOM 342, UPTON, NY (https://www.google.com/maps/place/DEPARTMENT%20OF%20CHEMISTRY,%20BUILDING%20555%20ROOM%20342,UPTON,NY)	Graph	1	\$52,000.00	\$52,000.00	\$52,000.00	\$52,000.00
RESEARCH FOUNDATION OF THE STATE UNIVERSITY OF NEW YORK, NATIONAL SYNCHROTRON LIGHT SOURCE II, UPTON, NY (https://www.google.com/maps/place/NATIONAL%20SYNCHROTRON%20LIGHT%20SOURCE%20II,UPTON,NY)	Graph	3	\$62,829.00	\$52,000.00	\$52,000.00	\$52,000.00
Totals	Graph	5	\$58,772.00	\$52,000.00	\$52,000.00	\$52,000.00

Latitude: 40.867893 Longitude: -73.023073

Employer Name/Worksite Address	Graph	Count	Mean Wage	Median Wage	Lowest Wage	Highest Wage
METROPOLITAN AUCTION OF ART, INC, 625 MIDDLE COUNTRY RD, CORAM, NY (https://www.google.com/maps/place/625%20MIDDLE%20COUNTRY%20RD,CORAM,NY)	Graph	1	\$75,795.00	\$75,795.00	\$75,795.00	\$75,795.00
Totals	Graph	1	\$75,795.00	\$75,795.00	\$75,795.00	\$75,795.00

Employer Name/Worksite Address	Graph	Count	Mean Wage	Median Wage	Lowest Wage	Highest Wage
METROPOLITAN AUCTION OF ART, INC, 625 MIDDLE COUNTRY RD, CORAM, NY (https://www.google.com/maps/place/625%20MIDDLE%20COUNTRY%20RD,CORAM,NY)	Graph	1	\$75,795.00	\$75,795.00	\$75,795.00	\$75,795.00
Totals	Graph	1	\$75,795.00	\$75,795.00	\$75,795.00	\$75,795.00

Latitude: 40.868061 Longitude: -73.426241

Employer Name/Worksite Address	Graph	Count	Mean Wage	Median Wage	Lowest Wage	Highest Wage
--------------------------------	-------	-------	-----------	-------------	-------------	--------------

Employer Name/Employer Address	Graph	Count	Mean Wage	Median Wage	Lowest Wage	Highest Wage
TUOHY LAW GROUP PLLC, 7 HIGH STREET, HUNTINGTON, NY (https://www.google.com/maps/place/7%20HIGH%20STREET,HUNTINGTON,NY)	Graph	1	\$75,000.00	\$75,000.00	\$75,000.00	\$75,000.00
Totals	Graph	1	\$75,000.00	\$75,000.00	\$75,000.00	\$75,000.00

Employer Name/Worksite Address	Graph	Count	Mean Wage	Median Wage	Lowest Wage	Highest Wage
TUOHY LAW GROUP PLLC, 7 HIGH STREET, HUNTINGTON, NY (https://www.google.com/maps/place/7%20HIGH%20STREET,HUNTINGTON,NY)	Graph	1	\$75,000.00	\$75,000.00	\$75,000.00	\$75,000.00
Totals	Graph	1	\$75,000.00	\$75,000.00	\$75,000.00	\$75,000.00

Latitude: 40.868065 Longitude: -73.900056

Employer Name/Worksite Address	Graph	Count	Mean Wage	Median Wage	Lowest Wage	Highest Wage
RAINTREE HEALTHCARE STAFFING, INC, KITTAY HOUSE, BRONX, NY (https://www.google.com/maps/place/KITTAY%20HOUSE,BRONX,NY)	Graph	1	\$65,748.80	\$65,748.80	\$65,748.80	\$65,748.80
RAINTREE HEALTHCARE STAFFING, INC, THE PLAZA REHAB & NURSING CENTER, BRONX, NY (https://www.google.com/maps/place/THE%20PLAZA%20REHAB%20%26%20NURSING%20CENTER,BRONX,NY)	Graph	4	\$67,974.40	\$67,974.40	\$67,974.40	\$67,974.40
Totals	Graph	5	\$67,529.28	\$67,974.40	\$65,748.80	\$67,974.40

Latitude: 40.868267 Longitude: -73.901344

Employer Name/Worksite Address	Graph	Count	Mean Wage	Median Wage	Lowest Wage	Highest Wage
ALTERNATIVE HEALTHCARE VENTURES IN AMERICA (AHVIA) STAFFING SOLUTION, 100 WEST KINGSBRIDGE ROAD, BRONX, NY (https://www.google.com/maps/place/100%20WEST%20KINGSBRIDGE%20ROAD,BRONX,NY)	Graph	1	\$50,793.60	\$50,793.60	\$50,793.60	\$50,793.60
Totals	Graph	1	\$50,793.60	\$50,793.60	\$50,793.60	\$50,793.60

Latitude: 40.8686 Longitude: -73.901934

Employer Name/Employer Address	Graph	Count	Mean Wage	Median Wage	Lowest Wage	Highest Wage
SHAKTI PHARMACY INC., 113 W KINGSBRIDGE ROAD, BRONX, NY (https://www.google.com/maps/place/113%20W%20KINGSBRIDGE%20ROAD,BRONX,NY)	Graph	1	\$132,000.00	\$132,000.00	\$132,000.00	\$132,000.00
Totals	Graph	1	\$132,000.00	\$132,000.00	\$132,000.00	\$132,000.00

Employer Name/Worksite Address	Graph	Count	Mean Wage	Median Wage	Lowest Wage	Highest Wage
SHAKTI PHARMACY INC., 113 W KINGSBRIDGE ROAD, BRONX, NY (https://www.google.com/maps/place/113%20W%20KINGSBRIDGE%20ROAD,BRONX,NY)	Graph	1	\$132,000.00	\$132,000.00	\$132,000.00	\$132,000.00
Totals	Graph	1	\$132,000.00	\$132,000.00	\$132,000.00	\$132,000.00

Latitude: 40.868779 Longitude: -72.881711

Employer Name/Employer Address	Graph	Count	Mean Wage	Median Wage	Lowest Wage	Highest Wage
BROOKHAVEN NATIONAL LABORATORY, 20 BROOKHAVEN AVENUE, UPTON, NY (https://www.google.com/maps/place/20%20BROOKHAVEN%20AVENUE,UPTON,NY)	Graph	21	\$89,252.53	\$87,500.00	\$63,232.00	\$119,550.00
Totals	Graph	21	\$89,252.53	\$87,500.00	\$63,232.00	\$119,550.00

Employer Name/Worksite Address	Graph	Count	Mean Wage	Median Wage	Lowest Wage	Highest Wage
--------------------------------	-------	-------	-----------	-------------	-------------	--------------

Employer Name/Worksite Address	Graph	Count	Mean Wage	Median Wage	Lowest Wage	Highest Wage
BROOKHAVEN NATIONAL LABORATORY, 20 BROOKHAVEN AVE, UPTON, NY (https://www.google.com/maps/place/20%20BROOKHAVEN%20AVE,UPTON,NY)	Graph	12	\$91,543.67	\$68,200.00	\$65,000.00	\$155,450.00
BROOKHAVEN NATIONAL LABORATORY, 20 BROOKHAVEN AVENUE, UPTON, NY (https://www.google.com/maps/place/20%20BROOKHAVEN%20AVENUE,UPTON,NY)	Graph	23	\$86,664.83	\$87,484.80	\$59,488.00	\$119,550.00
BROOKHAVEN NATIONAL LABORATORY, 20 BROOKHAVEN AVE., UPTON, NY (https://www.google.com/maps/place/20%20BROOKHAVEN%20AVE.,UPTON,NY)	Graph	121	\$77,772.60	\$67,650.00	\$58,947.20	\$124,250.00
Totals	Graph	156	\$80,142.95	\$68,200.00	\$58,947.20	\$155,450.00

Latitude: 40.868941 Longitude: -73.041246

Employer Name/Worksite Address	Graph	Count	Mean Wage	Median Wage	Lowest Wage	Highest Wage
AMERICAN MEDICAL INC, 260 MIDDLE COUNTRY ROAD, SELDEN, NY (https://www.google.com/maps/place/260%20MIDDLE%20COUNTRY%20ROAD,SELDEN,NY)	Graph	20	\$61,857.12	\$61,401.60	\$49,025.60	\$65,478.40
Totals	Graph	20	\$61,857.12	\$61,401.60	\$49,025.60	\$65,478.40

Latitude: 40.869031 Longitude: -73.9031

Employer Name/Worksite Address	Graph	Count	Mean Wage	Median Wage	Lowest Wage	Highest Wage
ICAHN SCHOOL OF MEDICINE AT MOUNT SINAI, 130 WEST KINGSBRIDGE ROAD, BRONX, NY (https://www.google.com/maps/place/130%20WEST%20KINGSBRIDGE%20ROAD,BRONX,NY)	Graph	1	\$65,000.00	\$65,000.00	\$65,000.00	\$65,000.00
Totals	Graph	1	\$65,000.00	\$65,000.00	\$65,000.00	\$65,000.00

Latitude: 40.86906 Longitude: -73.903082

Employer Name/Worksite Address	Graph	Count	Mean Wage	Median Wage	Lowest Wage	Highest Wage
JAMES J. PETERS VA MEDICAL CENTER, 130 W. KINGSBRIDGE ROAD, BRONX, NY (https://www.google.com/maps/place/130%20W.%20KINGSBRIDGE%20ROAD,BRONX,NY)	Graph	12	\$60,422.00	\$60,422.00	\$60,422.00	\$60,422.00
DEPARTMENT OF VETERANS AFFAIRS, 130 WEST KINGSBRIDGE ROAD, BRONX, NY (https://www.google.com/maps/place/130%20WEST%20KINGSBRIDGE%20ROAD,BRONX,NY)	Graph	30	\$60,422.00	\$60,422.00	\$60,422.00	\$60,422.00
Totals	Graph	42	\$60,422.00	\$60,422.00	\$60,422.00	\$60,422.00

Employer Name/Worksite Address	Graph	Count	Mean Wage	Median Wage	Lowest Wage	Highest Wage
JAMES J. PETERS VA MEDICAL CENTER, 130 W. KINGSBRIDGE ROAD, BRONX, NY (https://www.google.com/maps/place/130%20W.%20KINGSBRIDGE%20ROAD,BRONX,NY)	Graph	6	\$60,422.00	\$60,422.00	\$60,422.00	\$60,422.00
DEPARTMENT OF VETERANS AFFAIRS, 130 WEST KINGSBRIDGE ROAD, BRONX, NY (https://www.google.com/maps/place/130%20WEST%20KINGSBRIDGE%20ROAD,BRONX,NY)	Graph	34	\$60,882.41	\$60,422.00	\$60,422.00	\$71,543.00
Totals	Graph	40	\$60,813.35	\$60,422.00	\$60,422.00	\$71,543.00

Latitude: 40.869282 Longitude: -73.428186

Employer Name/Worksite Address	Graph	Count	Mean Wage	Median Wage	Lowest Wage	Highest Wage
LEEHE,INC, 44 GREEN STREET, HUNTINGTON, NY (https://www.google.com/maps/place/44%20GREEN%20STREET,HUNTINGTON,NY)	Graph	3	\$39,006.93	\$40,830.40	\$35,360.00	\$40,830.40
Totals	Graph	3	\$39,006.93	\$40,830.40	\$35,360.00	\$40,830.40

Employer Name/Worksite Address	Graph	Count	Mean Wage	Median Wage	Lowest Wage	Highest Wage

Employer Name/Worksite Address	Graph	Count	Mean Wage	Median Wage	Lowest Wage	Highest Wage
LEEHE, INC, 44 GREEN STREET, HUNTINGTON, NY (https://www.google.com/maps/place/44%20GREEN%20STREET,HUNTINGTON,NY)	Graph	3	\$39,006.93	\$40,830.40	\$35,360.00	\$40,830.40
Totals	Graph	3	\$39,006.93	\$40,830.40	\$35,360.00	\$40,830.40

Latitude: 40.869349 Longitude: -73.889476

Employer Name/Employer Address	Graph	Count	Mean Wage	Median Wage	Lowest Wage	Highest Wage
LEROY PHARMACY II, LLC, 245 EAST 198TH STREET, BRONX, NY (https://www.google.com/maps/place/245%20EAST%20198TH%20STREET,BRONX,NY)	Graph	1	\$131,789.00	\$131,789.00	\$131,789.00	\$131,789.00
Totals	Graph	1	\$131,789.00	\$131,789.00	\$131,789.00	\$131,789.00

Employer Name/Worksite Address	Graph	Count	Mean Wage	Median Wage	Lowest Wage	Highest Wage
LEROY PHARMACY II, LLC, 245 EAST 198TH STREET, BRONX, NY (https://www.google.com/maps/place/245%20EAST%20198TH%20STREET,BRONX,NY)	Graph	1	\$131,789.00	\$131,789.00	\$131,789.00	\$131,789.00
Totals	Graph	1	\$131,789.00	\$131,789.00	\$131,789.00	\$131,789.00

Latitude: 40.86969 Longitude: -73.258157

Employer Name/Employer Address	Graph	Count	Mean Wage	Median Wage	Lowest Wage	Highest Wage
HALL CPA GROUP LLP, 277 INDIAN HEAD RD., KINGS PARK, NY (https://www.google.com/maps/place/277%20INDIAN%20HEAD%20RD.,KINGS%20PARK,NY)	Graph	1	\$57,000.00	\$57,000.00	\$57,000.00	\$57,000.00
Totals	Graph	1	\$57,000.00	\$57,000.00	\$57,000.00	\$57,000.00

Employer Name/Worksite Address	Graph	Count	Mean Wage	Median Wage	Lowest Wage	Highest Wage
HALL CPA GROUP LLP, 277 INDIAN HEAD RD., KINGS PARK, NY (https://www.google.com/maps/place/277%20INDIAN%20HEAD%20RD.,KINGS%20PARK,NY)	Graph	1	\$57,000.00	\$57,000.00	\$57,000.00	\$57,000.00
Totals	Graph	1	\$57,000.00	\$57,000.00	\$57,000.00	\$57,000.00

Latitude: 40.869762 Longitude: -73.258268

Employer Name/Employer Address	Graph	Count	Mean Wage	Median Wage	Lowest Wage	Highest Wage
TRUCORE DISTRIBUTORS INC., 252 INDIAN HEAD ROAD, KINGS PARK, NY (https://www.google.com/maps/place/252%20INDIAN%20HEAD%20ROAD,KINGS%20PARK,NY)	Graph	2	\$53,706.00	\$53,706.00	\$53,706.00	\$53,706.00
Totals	Graph	2	\$53,706.00	\$53,706.00	\$53,706.00	\$53,706.00

Employer Name/Worksite Address	Graph	Count	Mean Wage	Median Wage	Lowest Wage	Highest Wage
TRUCORE DISTRIBUTORS INC., 252 INDIAN HEAD ROAD, KINGS PARK, NY (https://www.google.com/maps/place/252%20INDIAN%20HEAD%20ROAD,KINGS%20PARK,NY)	Graph	2	\$53,706.00	\$53,706.00	\$53,706.00	\$53,706.00
Totals	Graph	2	\$53,706.00	\$53,706.00	\$53,706.00	\$53,706.00

Latitude: 40.870334 Longitude: -73.082112

Employer Name/Worksite Address	Graph	Count	Mean Wage	Median Wage	Lowest Wage	Highest Wage
LOCKHEED MARTIN OPERATIONS SUPPORT, LLC, 395 N SERVICE ROAD, MELVILLE, NY (https://www.google.com/maps/place/395%20N%20SERVICE%20ROAD,MELVILLE,NY)	Graph	1	\$91,021.00	\$91,021.00	\$91,021.00	\$91,021.00

Employer Name/Worksite Address	Graph	Count	Mean Wage	Median Wage	Lowest Wage	Highest Wage
Totals	Graph	1	\$91,021.00	\$91,021.00	\$91,021.00	\$91,021.00

Latitude: 40.870729 Longitude: -73.903899

Employer Name/Worksite Address	Graph	Count	Mean Wage	Median Wage	Lowest Wage	Highest Wage
PRIME HEALTHCARE SERVICES INC., 2678 KINGSBRIDGE TERRACE, BRONX, NY (https://www.google.com/maps/place/2678%20KINGSBRIDGE%20TERRACE,BRONX,NY)	Graph	1	\$45,760.00	\$45,760.00	\$45,760.00	\$45,760.00
Totals	Graph	1	\$45,760.00	\$45,760.00	\$45,760.00	\$45,760.00

Latitude: 40.871739 Longitude: -73.887495

Employer Name/Worksite Address	Graph	Count	Mean Wage	Median Wage	Lowest Wage	Highest Wage
ESSEN MEDICAL ASSOCIATES, P.C., 250 BEDFORD PARK BLVD. W, BRONX, NY (https://www.google.com/maps/place/250%20BEDFORD%20PARK%20BLVD.%20W,BRONX,NY)	Graph	1	\$46,000.00	\$46,000.00	\$46,000.00	\$46,000.00
Totals	Graph	1	\$46,000.00	\$46,000.00	\$46,000.00	\$46,000.00

Latitude: 40.871843 Longitude: -73.888109

Employer Name/Worksite Address	Graph	Count	Mean Wage	Median Wage	Lowest Wage	Highest Wage
PRIME LEADERS HEALTH SERVICES, INC., 2940 GRAND CONCOURSE, BRONX, NY (https://www.google.com/maps/place/2940%20GRAND%20CONCOURSE,BRONX,NY)	Graph	2	\$57,000.00	\$48,000.00	\$48,000.00	\$66,000.00
Totals	Graph	2	\$57,000.00	\$48,000.00	\$48,000.00	\$66,000.00

Latitude: 40.872123 Longitude: -73.912654

Employer Name/Worksite Address	Graph	Count	Mean Wage	Median Wage	Lowest Wage	Highest Wage
BROADWAY BRIDGE LLC, 5134 BROADWAY, NEW YORK, NY (https://www.google.com/maps/place/5134%20BROADWAY,NEW%20YORK,NY)	Graph	1	\$65,000.00	\$65,000.00	\$65,000.00	\$65,000.00
Totals	Graph	1	\$65,000.00	\$65,000.00	\$65,000.00	\$65,000.00

Employer Name/Worksite Address	Graph	Count	Mean Wage	Median Wage	Lowest Wage	Highest Wage
BROADWAY BRIDGE LLC, 5134 BROADWAY, NEW YORK, NY (https://www.google.com/maps/place/5134%20BROADWAY,NEW%20YORK,NY)	Graph	1	\$65,000.00	\$65,000.00	\$65,000.00	\$65,000.00
Totals	Graph	1	\$65,000.00	\$65,000.00	\$65,000.00	\$65,000.00

Latitude: 40.872394 Longitude: -73.912517

Employer Name/Worksite Address	Graph	Count	Mean Wage	Median Wage	Lowest Wage	Highest Wage
THE EXECUTIVE SEARCH GROUP LLC, 5141 BROADWAY, NEW YORK, NY (https://www.google.com/maps/place/5141%20BROADWAY,NEW%20YORK,NY)	Graph	13	\$79,243.15	\$74,568.00	\$74,568.00	\$94,827.00
Totals	Graph	13	\$79,243.15	\$74,568.00	\$74,568.00	\$94,827.00

Latitude: 40.872422 Longitude: -73.425629

Employer Name/Worksite Address	Graph	Count	Mean Wage	Median Wage	Lowest Wage	Highest Wage

Employer Name/Employer Address	Graph	Count	Mean Wage	Median Wage	Lowest Wage	Highest Wage
PORTO VIVO LLC, 7 GERARD STREET, HUNTINGTON, NY (https://www.google.com/maps/place/7%20GERARD%20STREET,HUNTINGTON,NY)	Graph	1	\$100,000.00	\$100,000.00	\$100,000.00	\$100,000.00
Totals	Graph	1	\$100,000.00	\$100,000.00	\$100,000.00	\$100,000.00

Employer Name/Worksite Address	Graph	Count	Mean Wage	Median Wage	Lowest Wage	Highest Wage
PORTO VIVO LLC, 7 GERARD STREET, HUNTINGTON, NY (https://www.google.com/maps/place/7%20GERARD%20STREET,HUNTINGTON,NY)	Graph	1	\$100,000.00	\$100,000.00	\$100,000.00	\$100,000.00
Totals	Graph	1	\$100,000.00	\$100,000.00	\$100,000.00	\$100,000.00

Latitude: 40.87271 Longitude: -73.878397

Employer Name/Employer Address	Graph	Count	Mean Wage	Median Wage	Lowest Wage	Highest Wage
AVS PHARMACY, INC., 314 EAST 204TH STREET, BRONX, NY (https://www.google.com/maps/place/314%20EAST%20204TH%20STREET,BRONX,NY)	Graph	1	\$131,789.00	\$131,789.00	\$131,789.00	\$131,789.00
AVS PHARMACY INC, 314 E. 204TH STREET, BRONX, NY (https://www.google.com/maps/place/314%20E.%20204TH%20STREET,BRONX,NY)	Graph	3	\$67,716.27	\$65,000.00	\$62,000.00	\$76,148.80
Totals	Graph	4	\$83,734.45	\$65,000.00	\$62,000.00	\$131,789.00

Employer Name/Worksite Address	Graph	Count	Mean Wage	Median Wage	Lowest Wage	Highest Wage
AVS PHARMACY, INC., 314 EAST 204TH STREET, BRONX, NY (https://www.google.com/maps/place/314%20EAST%20204TH%20STREET,BRONX,NY)	Graph	1	\$131,789.00	\$131,789.00	\$131,789.00	\$131,789.00
AVS PHARMACY INC, 314 E. 204TH STREET, BRONX, NY (https://www.google.com/maps/place/314%20E.%20204TH%20STREET,BRONX,NY)	Graph	3	\$67,716.27	\$65,000.00	\$62,000.00	\$76,148.80
Totals	Graph	4	\$83,734.45	\$65,000.00	\$62,000.00	\$131,789.00

Latitude: 40.874155 Longitude: -73.52831

Employer Name/Employer Address	Graph	Count	Mean Wage	Median Wage	Lowest Wage	Highest Wage
OAKCLIFF SAILING INCORPORATED, 4 SOUTH STREET, OYSTER BAY, NY (https://www.google.com/maps/place/4%20SOUTH%20STREET,OYSTER%20BAY,NY)	Graph	1	\$30,000.00	\$30,000.00	\$30,000.00	\$30,000.00
Totals	Graph	1	\$30,000.00	\$30,000.00	\$30,000.00	\$30,000.00

Employer Name/Worksite Address	Graph	Count	Mean Wage	Median Wage	Lowest Wage	Highest Wage
OAKCLIFF SAILING INCORPORATED, 4 SOUTH STREET, OYSTER BAY, NY (https://www.google.com/maps/place/4%20SOUTH%20STREET,OYSTER%20BAY,NY)	Graph	1	\$30,000.00	\$30,000.00	\$30,000.00	\$30,000.00
Totals	Graph	1	\$30,000.00	\$30,000.00	\$30,000.00	\$30,000.00

Latitude: 40.874391 Longitude: -73.837178

Employer Name/Worksite Address	Graph	Count	Mean Wage	Median Wage	Lowest Wage	Highest Wage
UNIVERSAL MEDICAL RECORDS INFORMATION NETWORK CORP, 3155 GRACE AVENUE, BRONX, NY (https://www.google.com/maps/place/3155%20GRACE%20AVENUE,BRONX,NY)	Graph	12	\$67,430.13	\$65,748.80	\$65,748.80	\$75,836.80
Totals	Graph	12	\$67,430.13	\$65,748.80	\$65,748.80	\$75,836.80

Latitude: 40.874579 Longitude: -72.380653

Employer Name/Employer Address	Graph	Count	Mean Wage	Median Wage	Lowest Wage	Highest Wage
SOUTHAMPTON BATH & TENNIS INC., 212 GIN LANE, SOUTHAMPTON, NY (https://www.google.com/maps/place/212%20GIN%20LANE,SOUTHAMPTON,NY)	Graph	1	\$38,500.00	\$38,500.00	\$38,500.00	\$38,500.00
Totals	Graph	1	\$38,500.00	\$38,500.00	\$38,500.00	\$38,500.00

Employer Name/Worksite Address	Graph	Count	Mean Wage	Median Wage	Lowest Wage	Highest Wage
SOUTHAMPTON BATH & TENNIS INC., 212 GIN LANE, SOUTHAMPTON, NY (https://www.google.com/maps/place/212%20GIN%20LANE,SOUTHAMPTON,NY)	Graph	1	\$38,500.00	\$38,500.00	\$38,500.00	\$38,500.00
Totals	Graph	1	\$38,500.00	\$38,500.00	\$38,500.00	\$38,500.00

Latitude: 40.874597 Longitude: -73.892057

Employer Name/Employer Address	Graph	Count	Mean Wage	Median Wage	Lowest Wage	Highest Wage
IMAGINE EARLY LEARNING CENTERS, LLC, 250 BEDFORD PARK BLVD WEST, BRONX, NY (https://www.google.com/maps/place/250%20BEDFORD%20PARK%20BLVD%20WEST,BRONX,NY)	Graph	1	\$45,760.00	\$45,760.00	\$45,760.00	\$45,760.00
HERBERT H. LEHMAN COLLEGE, CUNY, 250 BEDFORD PARK BLVD WEST, BRONX, NY (https://www.google.com/maps/place/250%20BEDFORD%20PARK%20BLVD%20WEST,BRONX,NY)	Graph	6	\$80,161.08	\$80,645.00	\$73,925.00	\$82,461.45
Totals	Graph	7	\$75,246.64	\$80,645.00	\$45,760.00	\$82,461.45

Employer Name/Worksite Address	Graph	Count	Mean Wage	Median Wage	Lowest Wage	Highest Wage
HERBERT H. LEHMAN COLLEGE, CUNY, 250 BEDFORD PARK BOULEVARD WEST, BRONX, NY (https://www.google.com/maps/place/250%20BEDFORD%20PARK%20BOULEVARD%20WEST,BRONX,NY)	Graph	6	\$80,161.08	\$80,645.00	\$73,925.00	\$82,461.45
Totals	Graph	6	\$80,161.08	\$80,645.00	\$73,925.00	\$82,461.45

Latitude: 40.876344 Longitude: -72.894734

Employer Name/Worksite Address	Graph	Count	Mean Wage	Median Wage	Lowest Wage	Highest Wage
AMERICAN PHYSICAL SOCIETY, 1 RESEARCH ROAD, RIDGE, NY (https://www.google.com/maps/place/1%20RESEARCH%20ROAD,RIDGE,NY)	Graph	1	\$70,658.00	\$70,658.00	\$70,658.00	\$70,658.00
Totals	Graph	1	\$70,658.00	\$70,658.00	\$70,658.00	\$70,658.00

Latitude: 40.876347 Longitude: -73.848275

Employer Name/Employer Address	Graph	Count	Mean Wage	Median Wage	Lowest Wage	Highest Wage
MANHATTAN RX LLC, 3456 BOSTON ROAD, BRONX, NY (https://www.google.com/maps/place/3456%20BOSTON%20ROAD,BRONX,NY)	Graph	1	\$114,000.00	\$114,000.00	\$114,000.00	\$114,000.00
Totals	Graph	1	\$114,000.00	\$114,000.00	\$114,000.00	\$114,000.00

Employer Name/Worksite Address	Graph	Count	Mean Wage	Median Wage	Lowest Wage	Highest Wage
MANHATTAN RX LLC, 3456 BOSTON ROAD, BRONX, NY (https://www.google.com/maps/place/3456%20BOSTON%20ROAD,BRONX,NY)	Graph	1	\$114,000.00	\$114,000.00	\$114,000.00	\$114,000.00
Totals	Graph	1	\$114,000.00	\$114,000.00	\$114,000.00	\$114,000.00

Latitude: 40.877053 Longitude: -73.912409

Employer Name/Employer Address	Graph	Count	Mean Wage	Median Wage	Lowest Wage	Highest Wage
--------------------------------	-------	-------	-----------	-------------	-------------	--------------

Employer Name/Employer Address	Graph	Count	Mean Wage	Median Wage	Lowest Wage	Highest Wage
NEW VISIONS CHARTER HIGH SCHOOL FOR THE HUMANITIES, 99 TERRACE VIEW AVENUE, BRONX, NY (https://www.google.com/maps/place/99%20TERRACE%20VIEW%20AVENUE,BRONX,NY)	Graph	1	\$110,000.00	\$110,000.00	\$110,000.00	\$110,000.00
Totals	Graph	1	\$110,000.00	\$110,000.00	\$110,000.00	\$110,000.00

Employer Name/Worksite Address	Graph	Count	Mean Wage	Median Wage	Lowest Wage	Highest Wage
NEW VISIONS CHARTER HIGH SCHOOL FOR THE HUMANITIES, 99 TERRACE VIEW AVENUE, BRONX, NY (https://www.google.com/maps/place/99%20TERRACE%20VIEW%20AVENUE,BRONX,NY)	Graph	1	\$110,000.00	\$110,000.00	\$110,000.00	\$110,000.00
Totals	Graph	1	\$110,000.00	\$110,000.00	\$110,000.00	\$110,000.00

Latitude: 40.877165 Longitude: -73.86247

Employer Name/Worksite Address	Graph	Count	Mean Wage	Median Wage	Lowest Wage	Highest Wage
GRANDISON MANAGEMENT, INC., 799 EAST GUNHILL ROAD, BRONX, NY (https://www.google.com/maps/place/799%20EAST%20GUNHILL%20ROAD,BRONX,NY)	Graph	10	\$65,748.80	\$65,748.80	\$65,748.80	\$65,748.80
Totals	Graph	10	\$65,748.80	\$65,748.80	\$65,748.80	\$65,748.80

Latitude: 40.877203 Longitude: -73.836316

Employer Name/Worksite Address	Graph	Count	Mean Wage	Median Wage	Lowest Wage	Highest Wage
ISAAC GROUP, LLC, 3200 BAYCHESTER AVENUE, BRONX, NY (https://www.google.com/maps/place/3200%20BAYCHESTER%20AVENUE,BRONX,NY)	Graph	11	\$66,957.09	\$65,748.80	\$65,748.80	\$79,040.00
Totals	Graph	11	\$66,957.09	\$65,748.80	\$65,748.80	\$79,040.00

Latitude: 40.87732 Longitude: -73.885265

Employer Name/Employer Address	Graph	Count	Mean Wage	Median Wage	Lowest Wage	Highest Wage
ESSEN MEDICAL URGICARE, PLLC, 3200 GRAND CONCOURSE, BRONX, NY (https://www.google.com/maps/place/3200%20GRAND%20CONCOURSE,BRONX,NY)	Graph	3	\$47,333.33	\$41,000.00	\$31,000.00	\$70,000.00
Totals	Graph	3	\$47,333.33	\$41,000.00	\$31,000.00	\$70,000.00

Employer Name/Worksite Address	Graph	Count	Mean Wage	Median Wage	Lowest Wage	Highest Wage
ESSEN MEDICAL URGICARE, PLLC, 3200 GRAND CONCOURSE, BRONX, NY (https://www.google.com/maps/place/3200%20GRAND%20CONCOURSE,BRONX,NY)	Graph	3	\$47,333.33	\$41,000.00	\$31,000.00	\$70,000.00
Totals	Graph	3	\$47,333.33	\$41,000.00	\$31,000.00	\$70,000.00

Latitude: 40.878296 Longitude: -73.880499

Employer Name/Worksite Address	Graph	Count	Mean Wage	Median Wage	Lowest Wage	Highest Wage
MONTEFIORE MEDICAL CENTER, 3319 ROCHAMBEAU AVENUE, BRONX, NY (https://www.google.com/maps/place/3319%20ROCHAMBEAU%20AVENUE,BRONX,NY)	Graph	1	\$47,507.00	\$47,507.00	\$47,507.00	\$47,507.00
Totals	Graph	1	\$47,507.00	\$47,507.00	\$47,507.00	\$47,507.00

Latitude: 40.878367 Longitude: -73.905099

Employer Name/Employer Address	Graph	Count	Mean Wage	Median Wage	Lowest Wage	Highest Wage
2855 MGMT LLC, 5600A BROADWAY, BRONX, NY (https://www.google.com/maps/place/5600A%20BROADWAY,BRONX,NY)	Graph	1	\$55,764.80	\$55,764.80	\$55,764.80	\$55,764.80
Totals	Graph	1	\$55,764.80	\$55,764.80	\$55,764.80	\$55,764.80

Employer Name/Worksite Address	Graph	Count	Mean Wage	Median Wage	Lowest Wage	Highest Wage
2855 MGMT LLC, 5600A BROADWAY, BRONX, NY (https://www.google.com/maps/place/5600A%20BROADWAY,BRONX,NY)	Graph	1	\$55,764.80	\$55,764.80	\$55,764.80	\$55,764.80
MONTEFIORE MEDICAL CENTER, 5500 BROADWAY, BRONX, NY (https://www.google.com/maps/place/5500%20BROADWAY,BRONX,NY)	Graph	1	\$58,900.00	\$58,900.00	\$58,900.00	\$58,900.00
Totals	Graph	2	\$57,332.40	\$55,764.80	\$55,764.80	\$58,900.00

Latitude: 40.878634 Longitude: -73.915923

Employer Name/Worksite Address	Graph	Count	Mean Wage	Median Wage	Lowest Wage	Highest Wage
TCR, TENNIS CLUB OF RIVERDALE, INC., 260 NETHERLAND AVENUE, RIVERDALE, NY (https://www.google.com/maps/place/260%20NETHERLAND%20AVENUE,RIVERDALE,NY)	Graph	1	\$62,960.00	\$62,960.00	\$62,960.00	\$62,960.00
Totals	Graph	1	\$62,960.00	\$62,960.00	\$62,960.00	\$62,960.00

Latitude: 40.879189 Longitude: -73.417425

Employer Name/Worksite Address	Graph	Count	Mean Wage	Median Wage	Lowest Wage	Highest Wage
NORTHWELL HEALTH, 270 PARK AVE., HUNTINGTON, NY (https://www.google.com/maps/place/270%20PARK%20AVE.,HUNTINGTON,NY)	Graph	1	\$208,000.00	\$208,000.00	\$208,000.00	\$208,000.00
NORTHWELL HEALTH, 270 PARK AVENUE, HUNTINGTON, NY (https://www.google.com/maps/place/270%20PARK%20AVENUE,HUNTINGTON,NY)	Graph	1	\$600,000.00	\$600,000.00	\$600,000.00	\$600,000.00
Totals	Graph	2	\$404,000.00	\$208,000.00	\$208,000.00	\$600,000.00

Latitude: 40.879489 Longitude: -73.902142

Employer Name/Employer Address	Graph	Count	Mean Wage	Median Wage	Lowest Wage	Highest Wage
GALAXY G.C. GROUP LLC D/B/A GALAXY OF NEW YORK INC., 3152 ALBANY CRESCENT, BRONX, NY (https://www.google.com/maps/place/3152%20ALBANY%20CRESCENT,BRONX,NY)	Graph	1	\$90,000.00	\$90,000.00	\$90,000.00	\$90,000.00
Totals	Graph	1	\$90,000.00	\$90,000.00	\$90,000.00	\$90,000.00

Employer Name/Worksite Address	Graph	Count	Mean Wage	Median Wage	Lowest Wage	Highest Wage
GALAXY G.C. GROUP LLC D/B/A GALAXY OF NEW YORK INC., 3152 ALBANY CRESCENT, BRONX, NY (https://www.google.com/maps/place/3152%20ALBANY%20CRESCENT,BRONX,NY)	Graph	1	\$90,000.00	\$90,000.00	\$90,000.00	\$90,000.00
Totals	Graph	1	\$90,000.00	\$90,000.00	\$90,000.00	\$90,000.00

Latitude: 40.879616 Longitude: -73.878034

Employer Name/Worksite Address	Graph	Count	Mean Wage	Median Wage	Lowest Wage	Highest Wage
MONTEFIORE MEDICAL CENTER, 3411 WAYNE AVENUE, BRONX, NY (https://www.google.com/maps/place/3411%20WAYNE%20AVENUE,BRONX,NY)	Graph	1	\$52,200.00	\$52,200.00	\$52,200.00	\$52,200.00
Totals	Graph	1	\$52,200.00	\$52,200.00	\$52,200.00	\$52,200.00

Latitude: 40.879783 Longitude: -73.878852

Employer Name/Worksite Address	Graph	Count	Mean Wage	Median Wage	Lowest Wage	Highest Wage
MONTEFIORE MEDICAL CENTER, 3400 BAINBRIDGE AVENUE, BRONX, NY (https://www.google.com/maps/place/3400%20BAINBRIDGE%20AVENUE,BRONX,NY)	Graph	3	\$125,633.38	\$71,900.00	\$55,000.14	\$250,000.00
Totals	Graph	3	\$125,633.38	\$71,900.00	\$55,000.14	\$250,000.00

Latitude: 40.879825 Longitude: -73.878977

Employer Name/Worksite Address	Graph	Count	Mean Wage	Median Wage	Lowest Wage	Highest Wage
MONTEFIORE MEDICAL CENTER, 3415 BAINBRIDGE AVENUE, BRONX, NY (https://www.google.com/maps/place/3415%20BAINBRIDGE%20AVENUE,BRONX,NY)	Graph	1	\$58,900.00	\$58,900.00	\$58,900.00	\$58,900.00
Totals	Graph	1	\$58,900.00	\$58,900.00	\$58,900.00	\$58,900.00

Latitude: 40.880004 Longitude: -73.880787

Employer Name/Worksite Address	Graph	Count	Mean Wage	Median Wage	Lowest Wage	Highest Wage
MONTEFIORE MEDICAL CENTER, 111 EAST 210TH STREET, BRONX, NY (https://www.google.com/maps/place/111%20EAST%20210TH%20STREET,BRONX,NY)	Graph	195	\$75,817.09	\$60,900.00	\$47,507.00	\$375,000.00
Totals	Graph	195	\$75,817.09	\$60,900.00	\$47,507.00	\$375,000.00

Employer Name/Worksite Address	Graph	Count	Mean Wage	Median Wage	Lowest Wage	Highest Wage
MONTEFIORE MEDICAL CENTER, 111 E. 210TH STREET, BRONX, NY (https://www.google.com/maps/place/111%20E.%20210TH%20STREET,BRONX,NY)	Graph	1	\$56,638.34	\$56,638.34	\$56,638.34	\$56,638.34
MONTEFIORE MEDICAL CENTER, 111 EAST 210TH STREET, BRONX, NY (https://www.google.com/maps/place/111%20EAST%20210TH%20STREET,BRONX,NY)	Graph	57	\$85,299.56	\$65,700.00	\$58,900.00	\$250,000.14
Totals	Graph	58	\$84,805.40	\$65,700.00	\$56,638.34	\$250,000.14

Latitude: 40.880165 Longitude: -73.880186

Employer Name/Worksite Address	Graph	Count	Mean Wage	Median Wage	Lowest Wage	Highest Wage
SAFE PASSAGE MANAGEMENT, LLC, 111 E 210TH ST, BRONX, NY (https://www.google.com/maps/place/111%20E%20210TH%20ST,BRONX,NY)	Graph	1	\$94,000.00	\$94,000.00	\$94,000.00	\$94,000.00
Totals	Graph	1	\$94,000.00	\$94,000.00	\$94,000.00	\$94,000.00

Latitude: 40.880379 Longitude: -73.876877

Employer Name/Worksite Address	Graph	Count	Mean Wage	Median Wage	Lowest Wage	Highest Wage
KMN PHARMACY CORP., 225 E. GUNHILL ROAD, BRONX, NY (https://www.google.com/maps/place/225%20E.%20GUNHILL%20ROAD,BRONX,NY)	Graph	1	\$58,198.40	\$58,198.40	\$58,198.40	\$58,198.40
Totals	Graph	1	\$58,198.40	\$58,198.40	\$58,198.40	\$58,198.40

Latitude: 40.880403 Longitude: -73.907784

Employer Name/Worksite Address	Graph	Count	Mean Wage	Median Wage	Lowest Wage	Highest Wage
ST. MARKS WORLD, INC., 280 W. 231ST STREET, BRONX, NY (https://www.google.com/maps/place/280%20W.%20231ST%20STREET,BRONX,NY)	Graph	1	\$66,500.00	\$66,500.00	\$66,500.00	\$66,500.00
Totals	Graph	1	\$66,500.00	\$66,500.00	\$66,500.00	\$66,500.00

Latitude: 40.880652 Longitude: -73.881523

Employer Name/Worksite Address	Graph	Count	Mean Wage	Median Wage	Lowest Wage	Highest Wage
PHYSICIAN AFFILIATE GROUP OF NEW YORK, P.C., 3424 KOSSUTH AVENUE, BRONX, NY (https://www.google.com/maps/place/3424%20KOSSUTH%20AVENUE,BRONX,NY)	Graph	1	\$145,000.00	\$145,000.00	\$145,000.00	\$145,000.00
Totals	Graph	1	\$145,000.00	\$145,000.00	\$145,000.00	\$145,000.00

Latitude: 40.880827 Longitude: -73.906636

Employer Name/Worksite Address	Graph	Count	Mean Wage	Median Wage	Lowest Wage	Highest Wage
THERADYNAMICS REHAB MANAGEMENT, LLC, THERADYNAMICS REHAB MANAGEMENT LLC, BRONX, NY (https://www.google.com/maps/place/THERADYNAMICS%20REHAB%20MANAGEMENT%20LLC,BRONX,NY)	Graph	1	\$73,125.00	\$73,125.00	\$73,125.00	\$73,125.00
Totals	Graph	1	\$73,125.00	\$73,125.00	\$73,125.00	\$73,125.00

Latitude: 40.880909 Longitude: -73.873952

Employer Name/Employer Address	Graph	Count	Mean Wage	Median Wage	Lowest Wage	Highest Wage
LEROY PHARMACY II, LLC, 245 EAST 198TH STREET, BRONX, NY (https://www.google.com/maps/place/245%20EAST%20198TH%20STREET,BRONX,NY)	Graph	1	\$131,789.00	\$131,789.00	\$131,789.00	\$131,789.00
Totals	Graph	1	\$131,789.00	\$131,789.00	\$131,789.00	\$131,789.00

Employer Name/Worksite Address	Graph	Count	Mean Wage	Median Wage	Lowest Wage	Highest Wage
LEROY PHARMACY II, LLC, 245 EAST 198TH STREET, BRONX, NY (https://www.google.com/maps/place/245%20EAST%20198TH%20STREET,BRONX,NY)	Graph	1	\$131,789.00	\$131,789.00	\$131,789.00	\$131,789.00
MONTEFIORE MEDICAL CENTER, 111 EAST 210 STREET, BRONX, NY (https://www.google.com/maps/place/111%20EAST%20210%20STREET,BRONX,NY)	Graph	1	\$71,900.00	\$71,900.00	\$71,900.00	\$71,900.00
PHYSICIAN AFFILIATE GROUP OF NEW YORK, P.C., 3424 KOSSUTH AVENUE, BRONX, NY (https://www.google.com/maps/place/3424%20KOSSUTH%20AVENUE,BRONX,NY)	Graph	1	\$130,000.00	\$130,000.00	\$130,000.00	\$130,000.00
NYC-HHC JACOBI MEDICAL CENTER, 1400 PELHAM PARKWAY SOUTH, BRONX, NY (https://www.google.com/maps/place/1400%20PELHAM%20PARKWAY%20SOUTH,BRONX,NY)	Graph	2	\$62,800.00	\$62,800.00	\$62,800.00	\$62,800.00
MONTEFIORE MEDICAL CENTER, 111 EAST 210THSTREET, BRONX, NY (https://www.google.com/maps/place/111%20EAST%20210THSTREET,BRONX,NY)	Graph	3	\$214,000.00	\$133,500.00	\$133,500.00	\$371,000.00
MONTEFIORE MEDICAL CENTER, THE CHILDREN'S HOSPITAL AT MONTEFIORE, BRONX, NY (https://www.google.com/maps/place/THE%20CHILDREN'S%20HOSPITAL%20AT%20MONTEFIORE,BRONX,NY)	Graph	3	\$62,608.00	\$62,608.00	\$62,608.00	\$62,608.00
Totals	Graph	11	\$117,192.09	\$71,900.00	\$62,608.00	\$371,000.00

Latitude: 40.881014 Longitude: -73.397209

Employer Name/Employer Address	Graph	Count	Mean Wage	Median Wage	Lowest Wage	Highest Wage
BRETON ENTERPRISES INT. LLC, 196 EAST MAIN STREET, HUNTINGTON, NY (https://www.google.com/maps/place/196%20EAST%20MAIN%20STREET,HUNTINGTON,NY)	Graph	1	\$37,461.00	\$37,461.00	\$37,461.00	\$37,461.00
Totals	Graph	1	\$37,461.00	\$37,461.00	\$37,461.00	\$37,461.00

Employer Name/Worksite Address	Graph	Count	Mean Wage	Median Wage	Lowest Wage	Highest Wage
BRETON ENTERPRISES INT. LLC, 196 EAST MAIN STREET, HUNTINGTON, NY (https://www.google.com/maps/place/196%20EAST%20MAIN%20STREET,HUNTINGTON,NY)	Graph	1	\$37,461.00	\$37,461.00	\$37,461.00	\$37,461.00
Totals	Graph	1	\$37,461.00	\$37,461.00	\$37,461.00	\$37,461.00

Latitude: 40.881085 Longitude: -73.878188

Employer Name/Employer Address	Graph	Count	Mean Wage	Median Wage	Lowest Wage	Highest Wage
LEMED PHARMACY III LLC, 159 EAST GUNHILL RD., BRONX, NY (https://www.google.com/maps/place/159%20EAST%20GUNHILL%20RD.,BRONX,NY)	Graph	1	\$131,789.00	\$131,789.00	\$131,789.00	\$131,789.00
LEMED PHARMACY III, LLC., 159 EAST GUNHILL RD, BRONX, NY (https://www.google.com/maps/place/159%20EAST%20GUNHILL%20RD,BRONX,NY)	Graph	1	\$119,288.00	\$119,288.00	\$119,288.00	\$119,288.00
Totals	Graph	2	\$125,538.50	\$119,288.00	\$119,288.00	\$131,789.00

Employer Name/Worksite Address	Graph	Count	Mean Wage	Median Wage	Lowest Wage	Highest Wage
LEMED PHARMACY III LLC, 159 EAST GUNHILL RD., BRONX, NY (https://www.google.com/maps/place/159%20EAST%20GUNHILL%20RD.,BRONX,NY)	Graph	1	\$131,789.00	\$131,789.00	\$131,789.00	\$131,789.00
LEMED PHARMACY III, LLC., 159 EAST GUNHILL RD, BRONX, NY (https://www.google.com/maps/place/159%20EAST%20GUNHILL%20RD,BRONX,NY)	Graph	1	\$119,288.00	\$119,288.00	\$119,288.00	\$119,288.00
Totals	Graph	2	\$125,538.50	\$119,288.00	\$119,288.00	\$131,789.00

Latitude: 40.881125 Longitude: -73.630132

Employer Name/Employer Address	Graph	Count	Mean Wage	Median Wage	Lowest Wage	Highest Wage
NORTH SHORE HOTEL MANAGEMENT, LLC, 200 DOSORIS LANE, GLEN COVE, NY (https://www.google.com/maps/place/200%20DOSORIS%20LANE,GLEN%20COVE,NY)	Graph	1	\$54,517.00	\$54,517.00	\$54,517.00	\$54,517.00
Totals	Graph	1	\$54,517.00	\$54,517.00	\$54,517.00	\$54,517.00

Employer Name/Worksite Address	Graph	Count	Mean Wage	Median Wage	Lowest Wage	Highest Wage
NORTH SHORE HOTEL MANAGEMENT, LLC, 200 DOSORIS LANE, GLEN COVE, NY (https://www.google.com/maps/place/200%20DOSORIS%20LANE,GLEN%20COVE,NY)	Graph	1	\$54,517.00	\$54,517.00	\$54,517.00	\$54,517.00
Totals	Graph	1	\$54,517.00	\$54,517.00	\$54,517.00	\$54,517.00

Latitude: 40.881495 Longitude: -73.878277

Employer Name/Worksite Address	Graph	Count	Mean Wage	Median Wage	Lowest Wage	Highest Wage
MONTEFIORE MEDICAL CENTER, 3540 BAINBRIDGE AVENUE, BRONX, NY (https://www.google.com/maps/place/3540%20BAINBRIDGE%20AVENUE,BRONX,NY)	Graph	1	\$55,000.14	\$55,000.14	\$55,000.14	\$55,000.14
Totals	Graph	1	\$55,000.14	\$55,000.14	\$55,000.14	\$55,000.14

Latitude: 40.881568 Longitude: -73.838988

Employer Name/Worksite Address	Graph	Count	Mean Wage	Median Wage	Lowest Wage	Highest Wage
GRANDISON MANAGEMENT, INC., 3525 BAYCHESTER AVENUE, BRONX, NY (https://www.google.com/maps/place/3525%20BAYCHESTER%20AVENUE,BRONX,NY)	Graph	10	\$65,748.80	\$65,748.80	\$65,748.80	\$65,748.80
Totals	Graph	10	\$65,748.80	\$65,748.80	\$65,748.80	\$65,748.80

Latitude: 40.883349 Longitude: -73.426783

Employer Name/Worksite Address	Graph	Count	Mean Wage	Median Wage	Lowest Wage
HEALTHPRO NURSING SOLUTIONS LLC, CARILLON NURSING AND REHABILITATION CENTER, HUNTINGTON, NY (https://www.google.com/maps/place/CARILLON%20NURSING%20AND%20REHABILITATION%20CENTER,HUNTINGTON,NY)	Graph	1	\$94,500.00	\$94,500.00	\$94,500.00
RINGLEAD, INC., 200 BROADHOLLOW ROAD, 4TH FLOOR, MELVILLE, NY (https://www.google.com/maps/place/200%20BROADHOLLOW%20ROAD,%204TH%20FLOOR,MELVILLE,NY)	Graph	1	\$85,000.00	\$85,000.00	\$85,000.00
Totals	Graph	2	\$89,750.00	\$85,000.00	\$85,000.00

Latitude: 40.884818 Longitude: -73.899937

Employer Name/Employer Address	Graph	Count	Mean Wage	Median Wage	Lowest Wage	Highest Wage
DESAI'S PHARMACY INC., 228 W 238 STREET, BRONX, NY (https://www.google.com/maps/place/228%20W%20238%20STREET,BRONX,NY)	Graph	1	\$100,000.00	\$100,000.00	\$100,000.00	\$100,000.00
Totals	Graph	1	\$100,000.00	\$100,000.00	\$100,000.00	\$100,000.00

Employer Name/Worksite Address	Graph	Count	Mean Wage	Median Wage	Lowest Wage	Highest Wage
DESAI'S PHARMACY INC., 228 W 238 STREET, BRONX, NY (https://www.google.com/maps/place/228%20W%20238%20STREET,BRONX,NY)	Graph	1	\$100,000.00	\$100,000.00	\$100,000.00	\$100,000.00
Totals	Graph	1	\$100,000.00	\$100,000.00	\$100,000.00	\$100,000.00

Latitude: 40.885246 Longitude: -73.900496

Employer Name/Employer Address	Graph	Count	Mean Wage	Median Wage	Lowest Wage	Highest Wage
ELECTRODIAGNOSTIC AND PHYSICAL MEDICINE PC, 5822 BROADWAY, BRONX, NY (https://www.google.com/maps/place/5822%20BROADWAY,BRONX,NY)	Graph	2	\$71,000.00	\$52,000.00	\$52,000.00	\$90,000.00
Totals	Graph	2	\$71,000.00	\$52,000.00	\$52,000.00	\$90,000.00

Employer Name/Worksite Address	Graph	Count	Mean Wage	Median Wage	Lowest Wage	Highest Wage
ELECTRODIAGNOSTIC AND PHYSICAL MEDICINE PC, 5822 BROADWAY, BRONX, NY (https://www.google.com/maps/place/5822%20BROADWAY,BRONX,NY)	Graph	2	\$71,000.00	\$52,000.00	\$52,000.00	\$90,000.00
Totals	Graph	2	\$71,000.00	\$52,000.00	\$52,000.00	\$90,000.00

Latitude: 40.885444 Longitude: -73.840682

Employer Name/Employer Address	Graph	Count	Mean Wage	Median Wage	Lowest Wage	Highest Wage
BRONX CHARTER SCHOOL FOR BETTER LEARNING, 3740 BAYCHESTER AVENUE, ANNEX, BRONX, NY (https://www.google.com/maps/place/3740%20BAYCHESTER%20AVENUE,%20ANNEX,BRONX,NY)	Graph	1	\$71,423.00	\$71,423.00	\$71,423.00	\$71,423.00
BRONX CHARTER SCHOOL FOR BETTER LEARNING, 3740 BAYCHESTER AVENUE, BRONX, NY (https://www.google.com/maps/place/3740%20BAYCHESTER%20AVENUE,BRONX,NY)	Graph	1	\$71,423.00	\$71,423.00	\$71,423.00	\$71,423.00
Totals	Graph	2	\$71,423.00	\$71,423.00	\$71,423.00	\$71,423.00

Employer Name/Worksite Address	Graph	Count	Mean Wage	Median Wage	Lowest Wage	Highest Wage
BRONX CHARTER SCHOOL FOR BETTER LEARNING, 3740 BAYCHESTER AVENUE, ANNEX, BRONX, NY (https://www.google.com/maps/place/3740%20BAYCHESTER%20AVENUE,%20ANNEX,BRONX,NY)	Graph	1	\$71,423.00	\$71,423.00	\$71,423.00	\$71,423.00
BRONX CHARTER SCHOOL FOR BETTER LEARNING, 3740 BAYCHESTER AVENUE, BRONX, NY (https://www.google.com/maps/place/3740%20BAYCHESTER%20AVENUE,BRONX,NY)	Graph	1	\$71,423.00	\$71,423.00	\$71,423.00	\$71,423.00
Totals	Graph	2	\$71,423.00	\$71,423.00	\$71,423.00	\$71,423.00

Latitude: 40.886427 Longitude: -72.390856

Employer Name/Employer Address	Graph	Count	Mean Wage	Median Wage	Lowest Wage	Highest Wage
ARAIYS DESIGN L.A., P.C, 38 NUGENT STREET, SOUTHAMPTON, NY (https://www.google.com/maps/place/38%20NUGENT%20STREET,SOUTHAMPTON,NY)	Graph	2	\$58,635.50	\$52,021.00	\$52,021.00	\$65,250.00
Totals	Graph	2	\$58,635.50	\$52,021.00	\$52,021.00	\$65,250.00

Employer Name/Worksite Address	Graph	Count	Mean Wage	Median Wage	Lowest Wage	Highest Wage
ARAIYS DESIGN L.A., P.C, 38 NUGENT STREET, SOUTHAMPTON, NY (https://www.google.com/maps/place/38%20NUGENT%20STREET,SOUTHAMPTON,NY)	Graph	2	\$58,635.50	\$52,021.00	\$52,021.00	\$65,250.00
Totals	Graph	2	\$58,635.50	\$52,021.00	\$52,021.00	\$65,250.00

Latitude: 40.886908 Longitude: -72.401769

Employer Name/Worksite Address	Graph	Count	Mean Wage	Median Wage	Lowest Wage	Highest Wage
GLOBAL BRAND ARCHITECTS, 74 FORDHAM ROAD, SOUTHAMPTON, NY (https://www.google.com/maps/place/74%20FORDHAM%20ROAD,SOUTHAMPTON,NY)	Graph	1	\$110,000.00	\$110,000.00	\$110,000.00	\$110,000.00
Totals	Graph	1	\$110,000.00	\$110,000.00	\$110,000.00	\$110,000.00

Latitude: 40.88802 Longitude: -73.831359

Employer Name/Employer Address	Graph	Count	Mean Wage	Median Wage	Lowest Wage	Highest Wage
TOP VALUE PHARMACY LLC, 3811 DYRE AVENUE, BRONX, NY (https://www.google.com/maps/place/3811%20DYRE%20AVENUE,BRONX,NY)	Graph	1	\$63,000.00	\$63,000.00	\$63,000.00	\$63,000.00
Totals	Graph	1	\$63,000.00	\$63,000.00	\$63,000.00	\$63,000.00

Employer Name/Worksite Address	Graph	Count	Mean Wage	Median Wage	Lowest Wage	Highest Wage
TOP VALUE PHARMACY LLC, 3811 DYRE AVENUE, BRONX, NY (https://www.google.com/maps/place/3811%20DYRE%20AVENUE,BRONX,NY)	Graph	1	\$63,000.00	\$63,000.00	\$63,000.00	\$63,000.00
Totals	Graph	1	\$63,000.00	\$63,000.00	\$63,000.00	\$63,000.00

Latitude: 40.889008 Longitude: -74.046123

Employer Name/Worksite Address	Graph	Count	Mean Wage	Median Wage	Lowest Wage	Highest Wage
CAT TECHNOLOGY INC., 524 WEST 57TH STREET, NEW YORK, NY (https://www.google.com/maps/place/524%20WEST%2057TH%20STREET,NEW%20YORK,NY)	Graph	1	\$64,813.00	\$64,813.00	\$64,813.00	\$64,813.00
Totals	Graph	1	\$64,813.00	\$64,813.00	\$64,813.00	\$64,813.00

Latitude: 40.889801 Longitude: -73.899631

Employer Name/Employer Address	Graph	Count	Mean Wage	Median Wage	Lowest Wage	Highest Wage
MANHATTAN COLLEGE, 4513 MANHATTAN COLLEGE PARKWAY, RIVERDALE, NY (https://www.google.com/maps/place/4513%20MANHATTAN%20COLLEGE%20PARKWAY,RIVERDALE,NY)	Graph	3	\$89,000.00	\$85,000.00	\$75,000.00	\$107,000.00
Totals	Graph	3	\$89,000.00	\$85,000.00	\$75,000.00	\$107,000.00

Employer Name/Worksite Address	Graph	Count	Mean Wage	Median Wage	Lowest Wage	Highest Wage
MANHATTAN COLLEGE, 4513 MANHATTAN COLLEGE PARKWAY, RIVERDALE, NY (https://www.google.com/maps/place/4513%20MANHATTAN%20COLLEGE%20PARKWAY,RIVERDALE,NY)	Graph	3	\$89,000.00	\$85,000.00	\$75,000.00	\$107,000.00
Totals	Graph	3	\$89,000.00	\$85,000.00	\$75,000.00	\$107,000.00

Latitude: 40.890939 Longitude: -73.845943

Employer Name/Worksite Address	Graph	Count	Mean Wage	Median Wage	Lowest Wage	Highest Wage
--------------------------------	-------	-------	-----------	-------------	-------------	--------------

Employer Name/Worksite Address	Graph	Count	Mean Wage	Median Wage	Lowest Wage	Highest Wage
MONTEFIORE MEDICAL CENTER, 600 EAST 233-RD STREET, BRONX, NY (https://www.google.com/maps/place/600%20EAST%20233-RD%20STREET,BRONX,NY)	Graph	1	\$65,700.00	\$65,700.00	\$65,700.00	\$65,700.00
MONTEFIORE MEDICAL CENTER, 600 EAST 233 STREET, BRONX, NY (https://www.google.com/maps/place/600%20EAST%20233%20STREET,BRONX,NY)	Graph	25	\$60,720.00	\$58,900.00	\$58,900.00	\$68,000.00
Totals	Graph	26	\$60,911.54	\$58,900.00	\$58,900.00	\$68,000.00

Latitude: 40.89185 Longitude: -72.387422

Employer Name/Worksite Address	Graph	Count	Mean Wage	Median Wage	Lowest Wage	Highest Wage
WINE-WIZ, INC., 150 ELM STREET, SOUTHAMPTON, NY (https://www.google.com/maps/place/150%20ELM%20STREET,SOUTHAMPTON,NY)	Graph	1	\$120,000.00	\$120,000.00	\$120,000.00	\$120,000.00
Totals	Graph	1	\$120,000.00	\$120,000.00	\$120,000.00	\$120,000.00

Employer Name/Worksite Address	Graph	Count	Mean Wage	Median Wage	Lowest Wage	Highest Wage
WINE-WIZ, INC., 150 ELM STREET, SOUTHAMPTON, NY (https://www.google.com/maps/place/150%20ELM%20STREET,SOUTHAMPTON,NY)	Graph	1	\$120,000.00	\$120,000.00	\$120,000.00	\$120,000.00
Totals	Graph	1	\$120,000.00	\$120,000.00	\$120,000.00	\$120,000.00

Latitude: 40.892898 Longitude: -73.133383

Employer Name/Worksite Address	Graph	Count	Mean Wage	Median Wage	Lowest Wage	Highest Wage
REGO CONSULTING CORPORATION, 49 UNIVERSITY HEIGHTS DRIVE, STONY BROOK, NY (https://www.google.com/maps/place/49%20UNIVERSITY%20HEIGHTS%20DRIVE,STONY%20BROOK,NY)	Graph	1	\$130,000.00	\$130,000.00	\$130,000.00	\$130,000.00
Totals	Graph	1	\$130,000.00	\$130,000.00	\$130,000.00	\$130,000.00

Latitude: 40.893617 Longitude: -73.821887

Employer Name/Worksite Address	Graph	Count	Mean Wage	Median Wage	Lowest Wage	Highest Wage
A CARING DOCTOR (MINNESOTA), P.A., 830 PELHAM PARKWAY, PELHAM, NY (https://www.google.com/maps/place/830%20PELHAM%20PARKWAY,PELHAM,NY)	Graph	1	\$162,720.00	\$162,720.00	\$162,720.00	\$162,720.00
Totals	Graph	1	\$162,720.00	\$162,720.00	\$162,720.00	\$162,720.00

Latitude: 40.894548 Longitude: -73.861215

Employer Name/Worksite Address	Graph	Count	Mean Wage	Median Wage	Lowest Wage	Highest Wage
MONTEFIORE MEDICAL CENTER, 600 E. 233RD STREET, BRONX, NY (https://www.google.com/maps/place/600%20E.%20233RD%20STREET,BRONX,NY)	Graph	1	\$57,081.56	\$57,081.56	\$57,081.56	\$57,081.56
MONTEFIORE MEDICAL CENTER, 600 EAST 233RD STREET, BRONX, NY (https://www.google.com/maps/place/600%20EAST%20233RD%20STREET,BRONX,NY)	Graph	9	\$87,242.39	\$68,000.00	\$57,381.48	\$165,000.00
Totals	Graph	10	\$84,226.30	\$68,000.00	\$57,081.56	\$165,000.00

Latitude: 40.894718 Longitude: -73.829188

Employer Name/Worksite Address	Graph	Count	Mean Wage	Median Wage	Lowest Wage	Highest Wage
BRIDGE METAL INDUSTRIES LLC, 717 SOUTH THIRD AVENUE, MOUNT VERNON, NY (https://www.google.com/maps/place/717%20SOUTH%20THIRD%20AVENUE,MOUNT%20VERNON,NY)	Graph	1	\$76,690.00	\$76,690.00	\$76,690.00	\$76,690.00

Employer Name/Employer Address	Graph	Count	Mean Wage	Median Wage	Lowest Wage	Highest Wage
BRIDGE METAL INDUSTRIES, LLC, 717 SOUTH THIRD AVENUE, MOUNT VERNON, NY (https://www.google.com/maps/place/717%20SOUTH%20THIRD%20AVENUE,MOUNT%20VERNON,NY)	Graph	2	\$58,386.00	\$58,386.00	\$58,386.00	\$58,386.00
Totals	Graph	3	\$64,487.33	\$58,386.00	\$58,386.00	\$76,690.00

Employer Name/Worksite Address	Graph	Count	Mean Wage	Median Wage	Lowest Wage	Highest Wage
BRIDGE METAL INDUSTRIES LLC, 717 SOUTH THIRD AVENUE, MOUNT VERNON, NY (https://www.google.com/maps/place/717%20SOUTH%20THIRD%20AVENUE,MOUNT%20VERNON,NY)	Graph	3	\$64,487.33	\$58,386.00	\$58,386.00	\$76,690.00
Totals	Graph	3	\$64,487.33	\$58,386.00	\$58,386.00	\$76,690.00

Latitude: 40.894861 Longitude: -72.450371

Employer Name/Employer Address	Graph	Count	Mean Wage	Median Wage	Lowest Wage	Highest Wage
SOUTHAMPTON BRICK INC., 1540 COUNTY ROAD 39, SOUTHAMPTON, NY (https://www.google.com/maps/place/1540%20COUNTY%20ROAD%2039,SOUTHAMPTON,NY)	Graph	1	\$77,000.00	\$77,000.00	\$77,000.00	\$77,000.00
Totals	Graph	1	\$77,000.00	\$77,000.00	\$77,000.00	\$77,000.00

Employer Name/Worksite Address	Graph	Count	Mean Wage	Median Wage	Lowest Wage	Highest Wage
SOUTHAMPTON BRICK INC., 1540 COUNTY ROAD 39, SOUTHAMPTON, NY (https://www.google.com/maps/place/1540%20COUNTY%20ROAD%2039,SOUTHAMPTON,NY)	Graph	1	\$77,000.00	\$77,000.00	\$77,000.00	\$77,000.00
Totals	Graph	1	\$77,000.00	\$77,000.00	\$77,000.00	\$77,000.00

Latitude: 40.895189 Longitude: -73.781664

Employer Name/Employer Address	Graph	Count	Mean Wage	Median Wage	Lowest Wage	Highest Wage
RALEX SERVICES INC, 490 PELHAM ROAD, NEW ROCHELLE, NY (https://www.google.com/maps/place/490%20PELHAM%20ROAD,NEW%20ROCHELLE,NY)	Graph	2	\$57,033.60	\$48,318.40	\$48,318.40	\$65,748.80
Totals	Graph	2	\$57,033.60	\$48,318.40	\$48,318.40	\$65,748.80

Employer Name/Worksite Address	Graph	Count	Mean Wage	Median Wage	Lowest Wage	Highest Wage
RALEX SERVICES INC, 490 PELHAM ROAD, NEW ROCHELLE, NY (https://www.google.com/maps/place/490%20PELHAM%20ROAD,NEW%20ROCHELLE,NY)	Graph	2	\$57,033.60	\$48,318.40	\$48,318.40	\$65,748.80
Totals	Graph	2	\$57,033.60	\$48,318.40	\$48,318.40	\$65,748.80

Latitude: 40.895851 Longitude: -73.82779

Employer Name/Employer Address	Graph	Count	Mean Wage	Median Wage	Lowest Wage	Highest Wage
AMERICAN CHRISTMAS INC., 30 WARREN PLACE, MOUNT VERNON, NY (https://www.google.com/maps/place/30%20WARREN%20PLACE,MOUNT%20VERNON,NY)	Graph	1	\$45,760.00	\$45,760.00	\$45,760.00	\$45,760.00
Totals	Graph	1	\$45,760.00	\$45,760.00	\$45,760.00	\$45,760.00

Employer Name/Worksite Address	Graph	Count	Mean Wage	Median Wage	Lowest Wage	Highest Wage
AMERICAN CHRISTMAS INC., 30 WARREN PLACE, MOUNT VERNON, NY (https://www.google.com/maps/place/30%20WARREN%20PLACE,MOUNT%20VERNON,NY)	Graph	1	\$45,760.00	\$45,760.00	\$45,760.00	\$45,760.00
Totals	Graph	1	\$45,760.00	\$45,760.00	\$45,760.00	\$45,760.00

Latitude: 40.895927 Longitude: -73.828036

Employer Name/Employer Address	Graph	Count	Mean Wage	Median Wage	Lowest Wage	Highest Wage
AD-TECH ENTERPRISES LTD., 21 WARREN PLACE, MT. VERNON, NY (https://www.google.com/maps/place/21%20WARREN%20PLACE,MT.%20VERNON,NY)	Graph	1	\$62,171.00	\$62,171.00	\$62,171.00	\$62,171.00
Totals	Graph	1	\$62,171.00	\$62,171.00	\$62,171.00	\$62,171.00

Employer Name/Worksite Address	Graph	Count	Mean Wage	Median Wage	Lowest Wage	Highest Wage
AD-TECH ENTERPRISES LTD., 21 WARREN PLACE, MOUNT VERNON, NY (https://www.google.com/maps/place/21%20WARREN%20PLACE,MOUNT%20VERNON,NY)	Graph	1	\$62,171.00	\$62,171.00	\$62,171.00	\$62,171.00
Totals	Graph	1	\$62,171.00	\$62,171.00	\$62,171.00	\$62,171.00

Latitude: 40.896113 Longitude: -73.8289

Employer Name/Employer Address	Graph	Count	Mean Wage	Median Wage	Lowest Wage	Highest Wage
COMMODORE CONSTRUCTION CORP., 602 S 3RD AVENUE, BRONX, NY (https://www.google.com/maps/place/602%20S%203RD%20AVENUE,BRONX,NY)	Graph	1	\$100,000.00	\$100,000.00	\$100,000.00	\$100,000.00
Totals	Graph	1	\$100,000.00	\$100,000.00	\$100,000.00	\$100,000.00

Employer Name/Worksite Address	Graph	Count	Mean Wage	Median Wage	Lowest Wage	Highest Wage
COMMODORE CONSTRUCTION CORP., 602 S 3RD AVENUE, BRONX, NY (https://www.google.com/maps/place/602%20S%203RD%20AVENUE,BRONX,NY)	Graph	1	\$100,000.00	\$100,000.00	\$100,000.00	\$100,000.00
Totals	Graph	1	\$100,000.00	\$100,000.00	\$100,000.00	\$100,000.00

Latitude: 40.896942 Longitude: -73.321122

Employer Name/Worksite Address	Graph	Count	Mean Wage	Median Wage	Lowest Wage	Highest Wage
BOMBARDIER MASS TRANSIT CORPORATION, 23 ROWLEY DRIVE, NORTHPORT, NY (https://www.google.com/maps/place/23%20ROWLEY%20DRIVE,NORTHPORT,NY)	Graph	1	\$130,874.00	\$130,874.00	\$130,874.00	\$130,874.00
Totals	Graph	1	\$130,874.00	\$130,874.00	\$130,874.00	\$130,874.00

Latitude: 40.897322 Longitude: -72.680818

Employer Name/Worksite Address	Graph	Count	Mean Wage	Median Wage	Lowest Wage	Highest Wage
INTEGRATED DATA SERVICES, INC., 310 CENTER DRIVE, RIVERHEAD, NY (https://www.google.com/maps/place/310%20CENTER%20DRIVE,RIVERHEAD,NY)	Graph	2	\$70,043.23	\$65,852.00	\$65,852.00	\$74,234.45
Totals	Graph	2	\$70,043.23	\$65,852.00	\$65,852.00	\$74,234.45

Latitude: 40.898434 Longitude: -73.086332

Employer Name/Employer Address	Graph	Count	Mean Wage	Median Wage	Lowest Wage	Highest Wage
AR-TECH INTERNATIONAL, INC., 12 TECHNOLOGY DRIVE, EAST SETAUKET, NY (https://www.google.com/maps/place/12%20TECHNOLOGY%20DRIVE,EAST%20SETAUKET,NY)	Graph	1	\$38,000.00	\$38,000.00	\$38,000.00	\$38,000.00
Totals	Graph	1	\$38,000.00	\$38,000.00	\$38,000.00	\$38,000.00

Employer Name/Worksite Address	Graph	Count	Mean Wage	Median Wage	Lowest Wage	Highest Wage
--------------------------------	-------	-------	-----------	-------------	-------------	--------------

Employer Name/Worksite Address	Graph	Count	Mean Wage	Median Wage	Lowest Wage	Highest Wage
AR-TECH INTERNATIONAL, INC., 12 TECHNOLOGY DRIVE, EAST SETAUKET, NY (https://www.google.com/maps/place/12%20TECHNOLOGY%20DRIVE,EAST%20SETAUKET,NY)	Graph	1	\$38,000.00	\$38,000.00	\$38,000.00	\$38,000.00
Totals	Graph	1	\$38,000.00	\$38,000.00	\$38,000.00	\$38,000.00

Latitude: 40.899156 Longitude: -73.83227

Employer Name/Employer Address	Graph	Count	Mean Wage	Median Wage	Lowest Wage	Highest Wage
GC WAREHOUSE LLC, 515 SOUTH 4TH AVENUE, MOUNT VERNON, NY (https://www.google.com/maps/place/515%20SOUTH%204TH%20AVENUE,MOUNT%20VERNON,NY)	Graph	1	\$46,675.20	\$46,675.20	\$46,675.20	\$46,675.20
Totals	Graph	1	\$46,675.20	\$46,675.20	\$46,675.20	\$46,675.20

Employer Name/Worksite Address	Graph	Count	Mean Wage	Median Wage	Lowest Wage	Highest Wage
GC WAREHOUSE LLC, 515 SOUTH 4TH AVENUE, MOUNT VERNON, NY (https://www.google.com/maps/place/515%20SOUTH%204TH%20AVENUE,MOUNT%20VERNON,NY)	Graph	1	\$46,675.20	\$46,675.20	\$46,675.20	\$46,675.20
Totals	Graph	1	\$46,675.20	\$46,675.20	\$46,675.20	\$46,675.20

Latitude: 40.900092 Longitude: -73.901547

Employer Name/Employer Address	Graph	Count	Mean Wage	Median Wage	Lowest Wage	Highest Wage
RIVERDALE COUNTRY SCHOOL, INC., 5250 FIELDSTON ROAD, BRONX, NY (https://www.google.com/maps/place/5250%20FIELDSTON%20ROAD,BRONX,NY)	Graph	2	\$60,617.50	\$40,707.00	\$40,707.00	\$80,528.00
Totals	Graph	2	\$60,617.50	\$40,707.00	\$40,707.00	\$80,528.00

Employer Name/Worksite Address	Graph	Count	Mean Wage	Median Wage	Lowest Wage	Highest Wage
RIVERDALE COUNTRY SCHOOL, INC., 5250 FIELDSTON ROAD, BRONX, NY (https://www.google.com/maps/place/5250%20FIELDSTON%20ROAD,BRONX,NY)	Graph	2	\$60,617.50	\$40,707.00	\$40,707.00	\$80,528.00
Totals	Graph	2	\$60,617.50	\$40,707.00	\$40,707.00	\$80,528.00

Latitude: 40.900132 Longitude: -73.782575

Employer Name/Employer Address	Graph	Count	Mean Wage	Median Wage	Lowest Wage	Highest Wage
THE COLLEGE OF NEW ROCHELLE, 29 CASTLE PLACE, NEW ROCHELLE, NY (https://www.google.com/maps/place/29%20CASTLE%20PLACE,NEW%20ROCHELLE,NY)	Graph	1	\$60,000.00	\$60,000.00	\$60,000.00	\$60,000.00
Totals	Graph	1	\$60,000.00	\$60,000.00	\$60,000.00	\$60,000.00

Employer Name/Worksite Address	Graph	Count	Mean Wage	Median Wage	Lowest Wage	Highest Wage
THE COLLEGE OF NEW ROCHELLE, 29 CASTLE PLACE, NEW ROCHELLE, NY (https://www.google.com/maps/place/29%20CASTLE%20PLACE,NEW%20ROCHELLE,NY)	Graph	1	\$60,000.00	\$60,000.00	\$60,000.00	\$60,000.00
Totals	Graph	1	\$60,000.00	\$60,000.00	\$60,000.00	\$60,000.00

Latitude: 40.900285 Longitude: -73.806603

Employer Name/Worksite Address	Graph	Count	Mean Wage	Median Wage	Lowest Wage	Highest Wage
WILLDAN ENERGY SOLUTIONS, 629 FIFTH AVENUE, BUILDING 3, PELHAM, NY (https://www.google.com/maps/place/629%20FIFTH%20AVENUE,%20BUILDING%203,PELHAM,NY)	Graph	2	\$75,000.00	\$75,000.00	\$75,000.00	\$75,000.00

Employer Name/Worksite Address	Graph	Count	Mean Wage	Median Wage	Lowest Wage	Highest Wage
Totals	Graph	2	\$75,000.00	\$75,000.00	\$75,000.00	\$75,000.00

Latitude: 40.900467 Longitude: -73.799048

Employer Name/Worksite Address	Graph	Count	Mean Wage	Median Wage	Lowest Wage	Highest Wage
PALADIN SPORTS TECHNOLOGY USA LLC, 28 PELHAMSIDE DRIVE, NEW ROCHELLE, NY (https://www.google.com/maps/place/28%20PELHAMSIDE%20DRIVE,NEW%20ROCHELLE,NY)	Graph	1	\$52,500.00	\$52,500.00	\$52,500.00	\$52,500.00
Totals	Graph	1	\$52,500.00	\$52,500.00	\$52,500.00	\$52,500.00

Latitude: 40.900888 Longitude: -73.086563

Employer Name/Worksite Address	Graph	Count	Mean Wage	Median Wage	Lowest Wage	Highest Wage
L&T TECHNOLOGY SERVICES LIMITED, ROCKWELL AUTOMATION,, EAST SETAUKET, NY (https://www.google.com/maps/place/ROCKWELL%20AUTOMATION,,EAST%20SETAUKET,NY)	Graph	1	\$76,968.00	\$76,968.00	\$76,968.00	\$76,968.00
ROCKWELL AUTOMATION, INC., 41 RESEARCH WAY, EAST SETAUKET, NY (https://www.google.com/maps/place/41%20RESEARCH%20WAY,EAST%20SETAUKET,NY)	Graph	4	\$75,446.16	\$73,000.00	\$69,500.00	\$85,711.12
Totals	Graph	5	\$75,750.52	\$73,573.50	\$69,500.00	\$85,711.12

Latitude: 40.901275 Longitude: -73.344536

Employer Name/Employer Address	Graph	Count	Mean Wage	Median Wage	Lowest Wage	Highest Wage
GEORGE M. REISINE, 299 MAIN STREET, SUITE 5, NORTHPORT, NY (https://www.google.com/maps/place/299%20MAIN%20STREET,%20SUITE%205,NORTHPORT,NY)	Graph	1	\$23,088.00	\$23,088.00	\$23,088.00	\$23,088.00
Totals	Graph	1	\$23,088.00	\$23,088.00	\$23,088.00	\$23,088.00

Employer Name/Worksite Address	Graph	Count	Mean Wage	Median Wage	Lowest Wage	Highest Wage
GEORGE M. REISINE, 299 MAIN STREET, SUITE 5, NORTHPORT, NY (https://www.google.com/maps/place/299%20MAIN%20STREET,%20SUITE%205,NORTHPORT,NY)	Graph	1	\$23,088.00	\$23,088.00	\$23,088.00	\$23,088.00
Totals	Graph	1	\$23,088.00	\$23,088.00	\$23,088.00	\$23,088.00

Latitude: 40.902558 Longitude: -73.086962

Employer Name/Worksite Address	Graph	Count	Mean Wage	Median Wage	Lowest Wage	Highest Wage
PHYCARE SOLUTIONS, INC., 45 RESEACH WAY, EAST SETAUKET, NY (https://www.google.com/maps/place/45%20RESEACH%20WAY,EAST%20SETAUKET,NY)	Graph	2	\$61,588.80	\$61,588.80	\$61,588.80	\$61,588.80
Totals	Graph	2	\$61,588.80	\$61,588.80	\$61,588.80	\$61,588.80

Latitude: 40.904796 Longitude: -73.86918

Employer Name/Employer Address	Graph	Count	Mean Wage	Median Wage	Lowest Wage	Highest Wage
GAELIC ATHLETIC ASSOCIATION OF GREATER NEW YORK, 893 MCLEAN AVENUE, YONKERS, NY (https://www.google.com/maps/place/893%20MCLEAN%20AVENUE,YONKERS,NY)	Graph	1	\$45,676.80	\$45,676.80	\$45,676.80	\$45,676.80
Totals	Graph	1	\$45,676.80	\$45,676.80	\$45,676.80	\$45,676.80

Employer Name/Worksite Address	Graph	Count	Mean Wage	Median Wage	Lowest Wage	Highest Wage
--------------------------------	-------	-------	-----------	-------------	-------------	--------------

Employer Name/Worksite Address	Graph	Count	Mean Wage	Median Wage	Lowest Wage	Highest Wage
Gaelic Athletic Association of Greater New York, 893 McLean Avenue, Yonkers, NY (https://www.google.com/maps/place/893%20MCLEAN%20AVENUE,YONKERS,NY)	Graph	1	\$45,676.80	\$45,676.80	\$45,676.80	\$45,676.80
Totals	Graph	1	\$45,676.80	\$45,676.80	\$45,676.80	\$45,676.80

Latitude: 40.905911 Longitude: -73.585027

Employer Name/Worksite Address	Graph	Count	Mean Wage	Median Wage	Lowest Wage	Highest Wage
EVA DIMENSIONS LLC, 15 Watersedge Court, Locust Valley, NY (https://www.google.com/maps/place/15%20WATERSEdge%20COURT,LOCUST%20VALLEY,NY)	Graph	1	\$78,000.00	\$78,000.00	\$78,000.00	\$78,000.00
Totals	Graph	1	\$78,000.00	\$78,000.00	\$78,000.00	\$78,000.00

Employer Name/Worksite Address	Graph	Count	Mean Wage	Median Wage	Lowest Wage	Highest Wage
EVA DIMENSIONS LLC, 15 Watersedge Court, Locust Valley, NY (https://www.google.com/maps/place/15%20WATERSEdge%20COURT,LOCUST%20VALLEY,NY)	Graph	1	\$78,000.00	\$78,000.00	\$78,000.00	\$78,000.00
Totals	Graph	1	\$78,000.00	\$78,000.00	\$78,000.00	\$78,000.00

Latitude: 40.906109 Longitude: -73.870999

Employer Name/Worksite Address	Graph	Count	Mean Wage	Median Wage	Lowest Wage	Highest Wage
ADMORE AIR CONDITIONING CORP, 835 McLean Avenue, Yonkers, NY (https://www.google.com/maps/place/835%20MCLEAN%20AVENUE,YONKERS,NY)	Graph	1	\$60,000.00	\$60,000.00	\$60,000.00	\$60,000.00
ADMORE AIR CONDITIONING CORP, 835 McLean Avenue, Yonkers, NY (https://www.google.com/maps/place/835%20MCLEAN%20AVENUE,YONKERS,NY)	Graph	1	\$57,750.00	\$57,750.00	\$57,750.00	\$57,750.00
ARDMORE AIR CONDITIONING CORP, 835 McLean Avenue, Yonkers, NY (https://www.google.com/maps/place/835%20MCLEAN%20AVENUE,YONKERS,NY)	Graph	1	\$60,000.00	\$60,000.00	\$60,000.00	\$60,000.00
ARDMORE AIR CONDITIONING CORP, 835 McLean Avenue, Yonkers, NY (https://www.google.com/maps/place/835%20MCLEAN%20AVENUE,YONKERS,NY)	Graph	1	\$57,750.00	\$57,750.00	\$57,750.00	\$57,750.00
Totals	Graph	4	\$58,875.00	\$57,750.00	\$57,750.00	\$60,000.00

Employer Name/Worksite Address	Graph	Count	Mean Wage	Median Wage	Lowest Wage	Highest Wage
ARDMORE AIR CONDITIONING CORP, 835 McLean Avenue, Yonkers, NY (https://www.google.com/maps/place/835%20MCLEAN%20AVENUE,YONKERS,NY)	Graph	4	\$58,875.00	\$57,750.00	\$57,750.00	\$60,000.00
Totals	Graph	4	\$58,875.00	\$57,750.00	\$57,750.00	\$60,000.00

Latitude: 40.90682 Longitude: -73.904258

Employer Name/Worksite Address	Graph	Count	Mean Wage	Median Wage	Lowest Wage	Highest Wage
2ND BITE PROCESSING CORP, 508 W 259TH ST, BRONX, NY (https://www.google.com/maps/place/508%20W.%20259TH%20ST,BRONX,NY)	Graph	1	\$55,764.80	\$55,764.80	\$55,764.80	\$55,764.80
Totals	Graph	1	\$55,764.80	\$55,764.80	\$55,764.80	\$55,764.80

Employer Name/Worksite Address	Graph	Count	Mean Wage	Median Wage	Lowest Wage	Highest Wage
2ND BITE PROCESSING CORP, 508 W. 259TH ST., BRONX, NY (https://www.google.com/maps/place/508%20W.%20259TH%20ST,BRONX,NY)	Graph	1	\$55,764.80	\$55,764.80	\$55,764.80	\$55,764.80
Totals	Graph	1	\$55,764.80	\$55,764.80	\$55,764.80	\$55,764.80

Latitude: 40.906843 Longitude: -73.871755

Employer Name/Employer Address	Graph	Count	Mean Wage	Median Wage	Lowest Wage	Highest Wage
JJ MATTHEWS INC, 811 MCLEAN AVENUE, SUITE 2A, NEW YORK, NY (https://www.google.com/maps/place/811%20MCLEAN%20AVENUE,%20SUITE%202A,NEW%20YORK,NY)	Graph	1	\$50,000.00	\$50,000.00	\$50,000.00	\$50,000.00
Totals	Graph	1	\$50,000.00	\$50,000.00	\$50,000.00	\$50,000.00

Employer Name/Worksite Address	Graph	Count	Mean Wage	Median Wage	Lowest Wage	Highest Wage
JJ MATTHEWS INC, 811 MCLEAN AVENUE, SUITE 2A, YONKERS, NY (https://www.google.com/maps/place/811%20MCLEAN%20AVENUE,%20SUITE%202A,YONKERS,NY)	Graph	1	\$50,000.00	\$50,000.00	\$50,000.00	\$50,000.00
Totals	Graph	1	\$50,000.00	\$50,000.00	\$50,000.00	\$50,000.00

Latitude: 40.907257 Longitude: -73.136793

Employer Name/Employer Address	Graph	Count	Mean Wage	Median Wage	Lowest Wage	Highest Wage
SOFTEON, INC., 1500 STONY BROOK ROAD, STONY BROOK, NY (https://www.google.com/maps/place/1500%20STONY%20BROOK%20ROAD,STONY%20BROOK,NY)	Graph	8	\$66,648.00	\$65,000.00	\$48,901.00	\$100,000.00
Totals	Graph	8	\$66,648.00	\$65,000.00	\$48,901.00	\$100,000.00

Employer Name/Worksite Address	Graph	Count	Mean Wage	Median Wage	Lowest Wage	Highest Wage
CA, INC., 1500 STONY BROOK ROAD, STONY BROOK, NY (https://www.google.com/maps/place/1500%20STONY%20BROOK%20ROAD,STONY%20BROOK,NY)	Graph	2	\$114,028.50	\$108,057.00	\$108,057.00	\$120,000.00
Totals	Graph	2	\$114,028.50	\$108,057.00	\$108,057.00	\$120,000.00

Latitude: 40.908431 Longitude: -73.900773

Employer Name/Worksite Address	Graph	Count	Mean Wage	Median Wage	Lowest Wage	Highest Wage
ALL CITY STONE INC., 6024 TYNDALL AVENUE, BRONX, NY (https://www.google.com/maps/place/6024%20TYNDALL%20AVENUE,BRONX,NY)	Graph	1	\$49,920.00	\$49,920.00	\$49,920.00	\$49,920.00
Totals	Graph	1	\$49,920.00	\$49,920.00	\$49,920.00	\$49,920.00

Latitude: 40.908548 Longitude: -73.908751

Employer Name/Worksite Address	Graph	Count	Mean Wage	Median Wage	Lowest Wage	Highest Wage
AFFINITY REHABILITATION, 5901 PALISADE AVENUE, BRONX, NY (https://www.google.com/maps/place/5901%20PALISADE%20AVENUE,BRONX,NY)	Graph	1	\$79,040.00	\$79,040.00	\$79,040.00	\$79,040.00
Totals	Graph	1	\$79,040.00	\$79,040.00	\$79,040.00	\$79,040.00

Latitude: 40.908584 Longitude: -73.821652

Employer Name/Worksite Address	Graph	Count	Mean Wage	Median Wage	Lowest Wage	Highest Wage
THE GUIDANCE CENTER OF WESTCHETER, INC, 256 WASHINGTON STREET, MOUNT VERNON, NY (https://www.google.com/maps/place/256%20WASHINGTON%20STREET,MOUNT%20VERNON,NY)	Graph	1	\$83,000.00	\$83,000.00	\$83,000.00	\$83,000.00
Totals	Graph	1	\$83,000.00	\$83,000.00	\$83,000.00	\$83,000.00

Latitude: 40.90883 Longitude: -73.112253

Employer Name/Employer Address	Graph	Count	Mean Wage	Median Wage	Lowest Wage	Highest Wage
--------------------------------	-------	-------	-----------	-------------	-------------	--------------

Employer Name/Employer Address	Graph	Count	Mean Wage	Median Wage	Lowest Wage	Highest Wage
MOBILEWARE INC., 25 HEALTH SCIENCES DRIVE, STONY BROOK, NY (https://www.google.com/maps/place/25%20HEALTH%20SCIENCES%20DRIVE,STONY%20BROOK,NY)	Graph	1	\$80,000.00	\$80,000.00	\$80,000.00	\$80,000.00
Totals	Graph	1	\$80,000.00	\$80,000.00	\$80,000.00	\$80,000.00

Employer Name/Worksite Address	Graph	Count	Mean Wage	Median Wage	Lowest Wage
MOBILEWARE INC., 25 HEALTH SCIENCES DR., SUITE 201, STONY BROOK, NY (https://www.google.com/maps/place/25%20HEALTH%20SCIENCES%20DR.,%20SUITE%20201,STONY%20BROOK,NY)	Graph	1	\$80,000.00	\$80,000.00	\$80,000.00
Totals	Graph	1	\$80,000.00	\$80,000.00	\$80,000.00

Latitude: 40.908954 Longitude: -73.826732

Employer Name/Employer Address	Graph	Count	Mean Wage	Median Wage	Lowest Wage	Highest Wage
ICE AIR, LLC, 80 HARTFORD AVENUE, MOUNT VERNON, NY (https://www.google.com/maps/place/80%20HARTFORD%20AVENUE,MOUNT%20VERNON,NY)	Graph	1	\$61,069.00	\$61,069.00	\$61,069.00	\$61,069.00
Totals	Graph	1	\$61,069.00	\$61,069.00	\$61,069.00	\$61,069.00

Employer Name/Worksite Address	Graph	Count	Mean Wage	Median Wage	Lowest Wage	Highest Wage
ICE AIR, LLC, 80 HARTFORD AVENUE, MOUNT VERNON, NY (https://www.google.com/maps/place/80%20HARTFORD%20AVENUE,MOUNT%20VERNON,NY)	Graph	1	\$61,069.00	\$61,069.00	\$61,069.00	\$61,069.00
Totals	Graph	1	\$61,069.00	\$61,069.00	\$61,069.00	\$61,069.00

Latitude: 40.91026 Longitude: -73.886519

Employer Name/Employer Address	Graph	Count	Mean Wage	Median Wage	Lowest Wage	Highest Wage
GOTHAM GENERAL CARPENTRY, INC., 375 MCLEAN AVENUE, SECOND FLOOR, YONKERS, NY (https://www.google.com/maps/place/375%20MCLEAN%20AVENUE,%20SECOND%20FLOOR,YONKERS,NY)	Graph	2	\$79,000.00	\$78,000.00	\$78,000.00	\$80,000.00
Totals	Graph	2	\$79,000.00	\$78,000.00	\$78,000.00	\$80,000.00

Employer Name/Worksite Address	Graph	Count	Mean Wage	Median Wage	Lowest Wage	Highest Wage
GOTHAM GENERAL CARPENTRY, INC., 375 MCLEAN AVENUE, SECOND FLOOR, YONKERS, NY (https://www.google.com/maps/place/375%20MCLEAN%20AVENUE,%20SECOND%20FLOOR,YONKERS,NY)	Graph	2	\$79,000.00	\$78,000.00	\$78,000.00	\$80,000.00
Totals	Graph	2	\$79,000.00	\$78,000.00	\$78,000.00	\$80,000.00

Latitude: 40.9103 Longitude: -73.130701

Employer Name/Employer Address	Graph	Count	Mean Wage	Median Wage	Lowest Wage	Highest Wage
CHEM3 LLC, 1000 INNOVATION ROAD, STONY BROOK, NY (https://www.google.com/maps/place/1000%20INNOVATION%20ROAD,STONY%20BROOK,NY)	Graph	1	\$47,861.00	\$47,861.00	\$47,861.00	\$47,861.00
JASMINE UNIVERSE LLC, 1000 INNOVATION ROAD, SUITE 213, STONY BROOK, NY (https://www.google.com/maps/place/1000%20INNOVATION%20ROAD,%20SUITE%20213,STONY%20BROOK,NY)	Graph	2	\$54,589.50	\$54,579.00	\$54,579.00	\$54,600.00
UNIQUE TECHNICAL SERVICES LLC, 1000 INNOVATION ROAD, STONY BROOK, NY (https://www.google.com/maps/place/1000%20INNOVATION%20ROAD,STONY%20BROOK,NY)	Graph	3	\$74,666.67	\$78,000.00	\$61,000.00	\$85,000.00
Totals	Graph	6	\$63,506.67	\$54,600.00	\$47,861.00	\$85,000.00

Employer Name/Worksite Address	Graph	Count	Mean Wage	Median Wage	Lowest Wage	Highest Wage
--------------------------------	-------	-------	-----------	-------------	-------------	--------------

Employer Name/Worksite Address	Graph	Count	Mean Wage	Median Wage	Lowest Wage	Highest Wage
UNIQUE TECHNICAL SERVICES LLC, 1000 INNOVATION ROAD, STONY BROOK, NY (https://www.google.com/maps/place/1000%20INNOVATION%20ROAD,STONY%20BROOK,NY)	Graph	3	\$74,666.67	\$78,000.00	\$61,000.00	\$85,000.00
SOFTEON, INC., 1500 STONY BROOK ROAD, STONY BROOK, NY (https://www.google.com/maps/place/1500%20STONY%20BROOK%20ROAD,STONY%20BROOK,NY)	Graph	8	\$66,648.00	\$65,000.00	\$48,901.00	\$100,000.00
Totals	Graph	11	\$68,834.91	\$65,000.00	\$48,901.00	\$100,000.00

Latitude: 40.910701 Longitude: -73.850901

Employer Name/Employer Address	Graph	Count	Mean Wage	Median Wage	Lowest Wage	Highest Wage
BRONX WESTCHESTER TEMPERING INC., 160 S MACQUESTEN PARKWAY, MOUNT VERNON, NY (https://www.google.com/maps/place/160%20S%20MACQUESTEN%20PARKWAY,MOUNT%20VERNON,NY)	Graph	2	\$60,299.00	\$60,299.00	\$60,299.00	\$60,299.00
Totals	Graph	2	\$60,299.00	\$60,299.00	\$60,299.00	\$60,299.00

Employer Name/Worksite Address	Graph	Count	Mean Wage	Median Wage	Lowest Wage	Highest Wage
BRONX WESTCHESTER TEMPERING INC., 160 S MACQUESTEN PARKWAY, MOUNT VERNON, NY (https://www.google.com/maps/place/160%20S%20MACQUESTEN%20PARKWAY,MOUNT%20VERNON,NY)	Graph	2	\$60,299.00	\$60,299.00	\$60,299.00	\$60,299.00
Totals	Graph	2	\$60,299.00	\$60,299.00	\$60,299.00	\$60,299.00

Latitude: 40.911809 Longitude: -73.782587

Employer Name/Employer Address	Graph	Count	Mean Wage	Median Wage	Lowest Wage	Highest Wage
DEBBAGH PROPERTIES LLC, 271 NORTH AVE., NEW ROCHELLE, NY (https://www.google.com/maps/place/271%20NORTH%20AVE.,NEW%20ROCHELLE,NY)	Graph	1	\$55,931.00	\$55,931.00	\$55,931.00	\$55,931.00
Totals	Graph	1	\$55,931.00	\$55,931.00	\$55,931.00	\$55,931.00

Employer Name/Worksite Address	Graph	Count	Mean Wage	Median Wage	Lowest Wage	Highest Wage
DEBBAGH PROPERTIES LLC, 271 NORTH AVE., NEW ROCHELLE, NY (https://www.google.com/maps/place/271%20NORTH%20AVE.,NEW%20ROCHELLE,NY)	Graph	1	\$55,931.00	\$55,931.00	\$55,931.00	\$55,931.00
Totals	Graph	1	\$55,931.00	\$55,931.00	\$55,931.00	\$55,931.00



Latitude: 40.912241 Longitude: -73.783102



Employer Name/Employer Address	Graph	Count	Mean Wage	Median Wage	Lowest Wage	Highest Wage
HOROWITZ RESEARCH, 270 NORTH AVE., NEW ROCHELLE, NY (https://www.google.com/maps/place/270%20NORTH%20AVE.,NEW%20ROCHELLE,NY)	Graph	1	\$46,675.20	\$46,675.20	\$46,675.20	\$46,675.20
Totals	Graph	1	\$46,675.20	\$46,675.20	\$46,675.20	\$46,675.20

Employer Name/Worksite Address	Graph	Count	Mean Wage	Median Wage	Lowest Wage	Highest Wage
HOROWITZ RESEARCH, 270 NORTH AVE., NEW ROCHELLE, NY (https://www.google.com/maps/place/270%20NORTH%20AVE.,NEW%20ROCHELLE,NY)	Graph	1	\$46,675.20	\$46,675.20	\$46,675.20	\$46,675.20
Totals	Graph	1	\$46,675.20	\$46,675.20	\$46,675.20	\$46,675.20



Latitude: 40.912743 Longitude: -73.902584

Employer Name/Employer Address	Graph	Count	Mean Wage	Median Wage	Lowest Wage	Highest Wage
--------------------------------	-------	-------	-----------	-------------	-------------	--------------



Employer Name/Employer Address	Graph	Count	Mean Wage	Median Wage	Lowest Wage	Highest Wage
SISTERS OF CHARITY OF ST. VINCENT DE PAUL OF NEW YORK, 6301 RIVERDALE AVENUE, BRONX, NY (https://www.google.com/maps/place/6301%20RIVERDALE%20AVENUE,BRONX,NY)		1	\$54,636.40	\$54,636.40	\$54,636.40	\$54,636.40
Totals		1	\$54,636.40	\$54,636.40	\$54,636.40	\$54,636.40


Employer Name/Worksite Address	Graph	Count	Mean Wage	Median Wage	Lowest Wage	Highest Wage
SISTERS OF CHARITY OF ST. VINCENT DE PAUL OF NEW YORK, 6301 RIVERDALE AVENUE, BRONX, NY (https://www.google.com/maps/place/6301%20RIVERDALE%20AVENUE,BRONX,NY)		1	\$54,636.40	\$54,636.40	\$54,636.40	\$54,636.40
Totals		1	\$54,636.40	\$54,636.40	\$54,636.40	\$54,636.40

Latitude: 40.912894 Longitude: -73.840111

Employer Name/Worksite Address	Graph	Count	Mean Wage	Median Wage	Lowest Wage	Highest Wage
MONTEFIORE MOUNT VERNON HOSPITAL, 12 NORTH 7TH AVENUE, MT. VERNON, NY (https://www.google.com/maps/place/12%20NORTH%207TH%20AVENUE,MT.%20VERNON,NY)		1	\$103,272.00	\$103,272.00	\$103,272.00	\$103,272.00
Totals		1	\$103,272.00	\$103,272.00	\$103,272.00	\$103,272.00

Latitude: 40.912966 Longitude: -73.78018




Employer Name/Employer Address	Graph	Count	Mean Wage	Median Wage	Lowest Wage	Highest Wage
BENCHMARK EDUCATION COMPANY, 145 HUGUENOT STREET, NEW ROCHELLE, NY (https://www.google.com/maps/place/145%20HUGUENOT%20STREET,NEW%20ROCHELLE,NY)		8	\$56,906.25	\$57,000.00	\$39,000.00	\$70,250.00
Totals		8	\$56,906.25	\$57,000.00	\$39,000.00	\$70,250.00

Employer Name/Worksite Address	Graph	Count	Mean Wage	Median Wage	Lowest Wage	Highest Wage
BENCHMARK EDUCATION COMPANY, 145 HUGUENOT STREET, NEW ROCHELLE, NY (https://www.google.com/maps/place/145%20HUGUENOT%20STREET,NEW%20ROCHELLE,NY)		8	\$56,906.25	\$57,000.00	\$39,000.00	\$70,250.00
Totals		8	\$56,906.25	\$57,000.00	\$39,000.00	\$70,250.00

Latitude: 40.913165 Longitude: -73.787192

Employer Name/Worksite Address	Graph	Count	Mean Wage	Median Wage	Lowest Wage	Highest Wage
MONTEFIORE MEDICAL CENTER, 16 GUION PLACE, NEW ROCHELLE, NY (https://www.google.com/maps/place/16%20GUION%20PLACE,NEW%20ROCHELLE,NY)		1	\$70,000.00	\$70,000.00	\$70,000.00	\$70,000.00
Totals		1	\$70,000.00	\$70,000.00	\$70,000.00	\$70,000.00

Latitude: 40.913615 Longitude: -73.125246

Employer Name/Employer Address	Graph	Count	Mean Wage	Median Wage	Lowest Wage	Highest Wage
RESEARCH FOUNDATION FOR THE STATE UNIVERSITY OF NEW YORK, S5422 MELVILLE LIBRARY, STONY BROOK, NY (https://www.google.com/maps/place/S5422%20MELVILLE%20LIBRARY,STONY%20BROOK,NY)		1	\$47,476.00	\$47,476.00	\$47,476.00	\$47,476.00
RESEARCH FOUNDATION OF THE STATE UNIVERSITY OF NEW YORK, S5422 MELVILLE LIBRARY, STONY BROOK, NY (https://www.google.com/maps/place/S5422%20MELVILLE%20LIBRARY,STONY%20BROOK,NY)		1	\$49,000.00	\$49,000.00	\$49,000.00	\$49,000.00
RESEARCH FOUNDATION OF THE STATE UNIVERSITY OF NEW YORK, E5310 MELVILLE LIBRARY, STONY BROOK, NY (https://www.google.com/maps/place/E5310%20MELVILLE%20LIBRARY,STONY%20BROOK,NY)		24	\$57,425.08	\$52,000.00	\$41,900.00	\$110,000.00

Employer Name/Employer Address	Graph	Count	Mean Wage	Median Wage	Lowest Wage	Highest Wage
Totals	Graph	26	\$56,718.38	\$52,000.00	\$41,900.00	\$110,000.00

Employer Name/Worksite Address	Graph	Count	Mean Wage
CHEM3 LLC, CHEM3 LLC, 1000 INNOVATION ROAD, STONY BROOK, NY (https://www.google.com/maps/place/CHEM3%20LLC,%201000%20INNOVATION%20ROAD,STONY%20BROOK,NY)	Graph	1	\$47,861.00
RESEARCH FOUNDATION OF THE STATE UNIVERSITY OF NEW YORK, DEPT OF MOLECULAR GENETICS AND MICROBIOLOGY, STONY BROOK, NY (https://www.google.com/maps/place/DEPT%20OF%20MOLECULAR%20GENETICS%20AND%20MICROBIOLOGY,STONY%20BROOK,NY)	Graph	1	\$47,476.00
RESEARCH FOUNDATION OF THE STATE UNIVERSITY OF NEW YORK, CANCER CENTER DEPARTMENT/SOM, STONY BROOK, NY (https://www.google.com/maps/place/CANCER%20CENTER%20DEPARTMENT/SOM,STONY%20BROOK,NY)	Graph	1	\$47,500.00
RESEARCH FOUNDATION OF THE STATE UNIVERSITY OF NEW YORK, CENTER FOR BIOTECHNOLOGY, STONY BROOK, NY (https://www.google.com/maps/place/CENTER%20FOR%20BIOTECHNOLOGY,STONY%20BROOK,NY)	Graph	1	\$110,000.00
RESEARCH FOUNDATION OF THE STATE UNIVERSITY OF NEW YORK, DEPARTMENT OF ELECTRICAL & COMPUTER ENGINEERING, STONY BROOK, NY (https://www.google.com/maps/place/DEPARTMENT%20OF%20ELECTRICAL%20%26%20COMPUTER%20ENGINEERING,STONY%20BROOK,NY)	Graph	1	\$65,650.00
RESEARCH FOUNDATION OF THE STATE UNIVERSITY OF NEW YORK, DEPARTMENT OF MATERIALS SCIENCE AND CHEMICAL ENGIN, STONY BROOK, NY (https://www.google.com/maps/place/DEPARTMENT%20OF%20MATERIALS%20SCIENCE%20AND%20CHEMICAL%20ENGIN,STONY%20BROOK,NY)	Graph	1	\$52,000.00
RESEARCH FOUNDATION OF THE STATE UNIVERSITY OF NEW YORK, DEPARTMENT OF MEDICINE - CARDIOLOGY, STONY BROOK, NY (https://www.google.com/maps/place/DEPARTMENT%20OF%20MEDICINE%20-%20CARDIOLOGY,STONY%20BROOK,NY)	Graph	1	\$68,500.00
RESEARCH FOUNDATION OF THE STATE UNIVERSITY OF NEW YORK, DEPARTMENT OF MEDICINE, STONY BROOK, NY (https://www.google.com/maps/place/DEPARTMENT%20OF%20MEDICINE,STONY%20BROOK,NY)	Graph	1	\$41,900.00
RESEARCH FOUNDATION OF THE STATE UNIVERSITY OF NEW YORK, DEPARTMENT OF MOLECULAR GENETICS AND MICROBIOLOGY, STONY BROOK, NY (https://www.google.com/maps/place/DEPARTMENT%20OF%20MOLECULAR%20GENETICS%20AND%20MICROBIOLOGY,STONY%20BROOK,NY)	Graph	1	\$49,000.00
RESEARCH FOUNDATION OF THE STATE UNIVERSITY OF NEW YORK, DEPARTMENT OF PHARMACOLOGICAL SCIENCES, STONY BROOK, NY (https://www.google.com/maps/place/DEPARTMENT%20OF%20PHARMACOLOGICAL%20SCIENCES,STONY%20BROOK,NY)	Graph	1	\$54,000.00
RESEARCH FOUNDATION OF THE STATE UNIVERSITY OF NEW YORK, DEPARTMENT OF PHARMACOLOGY, STONY BROOK, NY (https://www.google.com/maps/place/DEPARTMENT%20OF%20PHARMACOLOGY,STONY%20BROOK,NY)	Graph	1	\$54,000.00
RESEARCH FOUNDATION OF THE STATE UNIVERSITY OF NEW YORK, DEPARTMENT OF PHYSIOLOGY AND BIOPHYSICS, STONY BROOK, NY (https://www.google.com/maps/place/DEPARTMENT%20OF%20PHYSIOLOGY%20AND%20BIOPHYSICS,STONY%20BROOK,NY)	Graph	1	\$47,476.00
RESEARCH FOUNDATION OF THE STATE UNIVERSITY OF NEW YORK, DEPARTMENT OF RADIATION ONCOLOGY, STONY BROOK, NY (https://www.google.com/maps/place/DEPARTMENT%20OF%20RADIATION%20ONCOLOGY,STONY%20BROOK,NY)	Graph	1	\$50,000.00
RESEARCH FOUNDATION OF THE STATE UNIVERSITY OF NEW YORK, DEPT. OF PHYSICS & ASTRONOMY, STONY BROOK, NY (https://www.google.com/maps/place/DEPT.%20OF%20PHYSICS%20%26%20ASTRONOMY,STONY%20BROOK,NY)	Graph	1	\$55,000.00
RESEARCH FOUNDATION OF THE STATE UNIVERSITY OF NEW YORK, FAMILY, POPULATION & PREVENTIVE MED.:PUBLIC HEALTH, STONY BROOK, NY (https://www.google.com/maps/place/FAMILY,%20POPULATION%20%26%20PREVENTIVE%20MED.:PUBLIC%20HEALTH,STONY%20BROOK,NY)	Graph	1	\$49,000.00
RESEARCH FOUNDATION OF THE STATE UNIVERSITY OF NEW YORK, SCHOOL OF MEDICINE, DEPARTMENT OF ORTHOPAEDICS, STONY BROOK, NY (https://www.google.com/maps/place/SCHOOL%20OF%20MEDICINE,%20DEPARTMENT%20OF%20ORTHOPAEDICS,STONY%20BROOK,NY)	Graph	1	\$66,300.00
RESEARCH FOUNDATION OF THE STATE UNIVERSITY OF NEW YORK, STONY BROOK CANCER CENTER, STONY BROOK, NY (https://www.google.com/maps/place/STONY%20BROOK%20CANCER%20CENTER,STONY%20BROOK,NY)	Graph	1	\$61,000.00
STATE UNIVERSITY OF NEW YORK AT STONY BROOK, ADVANCED ENERGY RESEARCH AND TECHNOLOGY CENTER, STONY BROOK, NY (https://www.google.com/maps/place/ADVANCED%20ENERGY%20RESEARCH%20AND%20TECHNOLOGY%20CENTER,STONY%20BROOK,NY)	Graph	1	\$63,699.00
STATE UNIVERSITY OF NEW YORK AT STONY BROOK, CENTER FOR EXCELLENCE IN WIRELESS AND INFORMATION, STONY BROOK, NY (https://www.google.com/maps/place/CENTER%20FOR%20EXCELLENCE%20IN%20WIRELESS%20AND%20INFORMATION,STONY%20BROOK,NY)	Graph	1	\$80,600.00
STATE UNIVERSITY OF NEW YORK AT STONY BROOK, COLLEGE OF BUSINESS, STONY BROOK, NY (https://www.google.com/maps/place/COLLEGE%20OF%20BUSINESS,STONY%20BROOK,NY)	Graph	1	\$133,100.00
STATE UNIVERSITY OF NEW YORK AT STONY BROOK, DEPARTMENT OF ART, STONY BROOK, NY (https://www.google.com/maps/place/DEPARTMENT%20OF%20ART,STONY%20BROOK,NY)	Graph	1	\$71,900.00
STATE UNIVERSITY OF NEW YORK AT STONY BROOK, DEPARTMENT OF ASIAN AND ASIAN AMERICAN STUDIES, STONY BROOK, NY (https://www.google.com/maps/place/DEPARTMENT%20OF%20ASIAN%20AND%20ASIAN%20AMERICAN%20STUDIES,STONY%20BROOK,NY)	Graph	1	\$47,300.00
STATE UNIVERSITY OF NEW YORK AT STONY BROOK, DEPARTMENT OF BIOCHEMISTRY AND CELL BIOLOGY, STONY BROOK, NY (https://www.google.com/maps/place/DEPARTMENT%20OF%20BIOCHEMISTRY%20AND%20CELL%20BIOLOGY,STONY%20BROOK,NY)	Graph	1	\$84,487.00
STATE UNIVERSITY OF NEW YORK AT STONY BROOK, DEPARTMENT OF CHEMISTRY, STONY BROOK, NY (https://www.google.com/maps/place/DEPARTMENT%20OF%20CHEMISTRY,STONY%20BROOK,NY)	Graph	1	\$82,000.00
STATE UNIVERSITY OF NEW YORK AT STONY BROOK, DEPARTMENT OF GEOSCIENCES, STONY BROOK, NY (https://www.google.com/maps/place/DEPARTMENT%20OF%20GEOSCIENCES,STONY%20BROOK,NY)	Graph	1	\$47,500.00

Employer Name/Worksite Address	Graph	Count	Mean Wage
STATE UNIVERSITY OF NEW YORK AT STONY BROOK, DEPARTMENT OF MATHEMATICS, STONY BROOK, NY (https://www.google.com/maps/place/DEPARTMENT%20OF%20MATHEMATICS,STONY%20BROOK,NY)	Graph	1	\$75,000.00
STATE UNIVERSITY OF NEW YORK AT STONY BROOK, DEPARTMENT OF MUSIC, STONY BROOK, NY (https://www.google.com/maps/place/DEPARTMENT%20OF%20MUSIC,STONY%20BROOK,NY)	Graph	1	\$71,900.00
STATE UNIVERSITY OF NEW YORK AT STONY BROOK, DEPARTMENT OF NEUROBIOLOGY AND BEHAVIOR, STONY BROOK, NY (https://www.google.com/maps/place/DEPARTMENT%20OF%20NEUROBIOLOGY%20AND%20BEHAVIOR,STONY%20BROOK,NY)	Graph	1	\$95,000.00
STATE UNIVERSITY OF NEW YORK AT STONY BROOK, DEPARTMENT OF RADIOLOGY, STONY BROOK, NY (https://www.google.com/maps/place/DEPARTMENT%20OF%20RADIOLOGY,STONY%20BROOK,NY)	Graph	1	\$47,423.00
STATE UNIVERSITY OF NEW YORK AT STONY BROOK, DEPT OF CULTURAL STUDIES & COMPARATIVE LITERATURE, STONY BROOK, NY (https://www.google.com/maps/place/DEPT%20OF%20CULTURAL%20STUDIES%20%26%20COMPARATIVE%20LITERATURE,STONY%20BROOK,NY)	Graph	1	\$95,326.00
STATE UNIVERSITY OF NEW YORK AT STONY BROOK, DEPT OF PHYSICS AND ASTRONOMY, STONY BROOK, NY (https://www.google.com/maps/place/DEPT%20OF%20PHYSICS%20AND%20ASTRONOMY,STONY%20BROOK,NY)	Graph	1	\$51,500.00
STATE UNIVERSITY OF NEW YORK AT STONY BROOK, DEPT. OF CULTURAL STUDIES & COMPARATIVE LITERATURE, STONY BROOK, NY (https://www.google.com/maps/place/DEPT.%20OF%20CULTURAL%20STUDIES%20%26%20COMPARATIVE%20LITERATURE,STONY%20BROOK,NY)	Graph	1	\$71,900.00
STATE UNIVERSITY OF NEW YORK AT STONY BROOK, DIVISION OF INFORMATION TECHNOLOGY, STONY BROOK, NY (https://www.google.com/maps/place/DIVISION%20OF%20INFORMATION%20TECHNOLOGY,STONY%20BROOK,NY)	Graph	1	\$100,550.00
STATE UNIVERSITY OF NEW YORK AT STONY BROOK, INTERNATIONAL ACADEMIC PROGRAMS, STONY BROOK, NY (https://www.google.com/maps/place/INTERNATIONAL%20ACADEMIC%20PROGRAMS,STONY%20BROOK,NY)	Graph	1	\$74,000.00
STATE UNIVERSITY OF NEW YORK AT STONY BROOK, LAUFER CENTER FOR PHYSICAL AND QUANTITATIVE BIOLOG, STONY BROOK, NY (https://www.google.com/maps/place/LAUFER%20CENTER%20FOR%20PHYSICAL%20AND%20QUANTITATIVE%20BIOLOG,STONY%20BROOK,NY)	Graph	1	\$74,103.00
STATE UNIVERSITY OF NEW YORK AT STONY BROOK, SCHOOL OF DENTAL MEDICINE, STONY BROOK, NY (https://www.google.com/maps/place/SCHOOL%20OF%20DENTAL%20MEDICINE,STONY%20BROOK,NY)	Graph	1	\$125,000.00
STATE UNIVERSITY OF NEW YORK AT STONY BROOK, SCHOOL OF MARINE AND ATMOSPHERIC SCIENCES, STONY BROOK, NY (https://www.google.com/maps/place/SCHOOL%20OF%20MARINE%20AND%20ATMOSPHERIC%20SCIENCES,STONY%20BROOK,NY)	Graph	1	\$82,000.00
STATE UNIVERSITY OF NEW YORK AT STONY BROOK, SCHOOL OF NURSING, STONY BROOK, NY (https://www.google.com/maps/place/SCHOOL%20OF%20NURSING,STONY%20BROOK,NY)	Graph	1	\$70,000.00
RESEARCH FOUNDATION OF THE STATE UNIVERSITY OF NEW YORK, DEPARTMENT OF MOLECULAR GENETICS & MICROBIOLOGY, STONY BROOK, NY (https://www.google.com/maps/place/DEPARTMENT%20OF%20MOLECULAR%20GENETICS%20%26%20MICROBIOLOGY,STONY%20BROOK,NY)	Graph	2	\$48,738.00
RESEARCH FOUNDATION OF THE STATE UNIVERSITY OF NEW YORK, SCHOOL OF MEDICINE, DEPARTMENT OF MEDICINE, STONY BROOK, NY (https://www.google.com/maps/place/SCHOOL%20OF%20MEDICINE,%20DEPARTMENT%20OF%20MEDICINE,STONY%20BROOK,NY)	Graph	2	\$56,250.00
STATE UNIVERSITY OF NEW YORK AT STONY BROOK, DEPARTMENT OF ENGLISH, STONY BROOK, NY (https://www.google.com/maps/place/DEPARTMENT%20OF%20ENGLISH,STONY%20BROOK,NY)	Graph	2	\$74,940.00
STATE UNIVERSITY OF NEW YORK AT STONY BROOK, DEPARTMENT OF PHYSICS AND ASTRONOMY, STONY BROOK, NY (https://www.google.com/maps/place/DEPARTMENT%20OF%20PHYSICS%20AND%20ASTRONOMY,STONY%20BROOK,NY)	Graph	2	\$141,539.20
STATE UNIVERSITY OF NEW YORK AT STONY BROOK, DEPARTMENT OF PSYCHIATRY, UNIVERSITY HOSPITAL, STONY BROOK, NY (https://www.google.com/maps/place/DEPARTMENT%20OF%20PSYCHIATRY,%20UNIVERSITY%20HOSPITAL,STONY%20BROOK,NY)	Graph	2	\$47,423.00
RESEARCH FOUNDATION OF THE STATE UNIVERSITY OF NEW YORK, DEPARTMENT OF APPLIED MATHEMATICS AND STATISTICS, STONY BROOK, NY (https://www.google.com/maps/place/DEPARTMENT%20OF%20APPLIED%20MATHEMATICS%20AND%20STATISTICS,STONY%20BROOK,NY)	Graph	3	\$63,633.33
RESEARCH FOUNDATION OF THE STATE UNIVERSITY OF NEW YORK, DEPARTMENT OF CIVIL ENGINEERING, STONY BROOK, NY (https://www.google.com/maps/place/DEPARTMENT%20OF%20CIVIL%20ENGINEERING,STONY%20BROOK,NY)	Graph	3	\$84,333.33
STATE UNIVERSITY OF NEW YORK AT STONY BROOK, DEPARTMENT OF ECONOMICS, STONY BROOK, NY (https://www.google.com/maps/place/DEPARTMENT%20OF%20ECONOMICS,STONY%20BROOK,NY)	Graph	3	\$100,000.00
STATE UNIVERSITY OF NEW YORK AT STONY BROOK, SIMONS CENTER FOR GEOMETRY AND PHYSICS, STONY BROOK, NY (https://www.google.com/maps/place/SIMONS%20CENTER%20FOR%20GEOMETRY%20AND%20PHYSICS,STONY%20BROOK,NY)	Graph	3	\$159,404.33
STATE UNIVERSITY OF NEW YORK AT STONY BROOK, DEPARTMENT OF COMPUTER SCIENCE, STONY BROOK, NY (https://www.google.com/maps/place/DEPARTMENT%20OF%20COMPUTER%20SCIENCE,STONY%20BROOK,NY)	Graph	4	\$86,105.00
Totals	Graph	64	\$76,801.01

Latitude: 40.914381 Longitude: -73.786014

Employer Name/Worksite Address	Graph	Count	Mean Wage	Median Wage	Lowest Wage	Highest Wage
UNIVERSAL MEDICAL RECORDS INFORMATION NETWORK CORP, 31 LOCKWOOD AVENUE, NEW ROCHELLE, NY (https://www.google.com/maps/place/31%20LOCKWOOD%20AVENUE,NEW%20ROCHELLE,NY)	Graph	2	\$75,836.80	\$75,836.80	\$75,836.80	\$75,836.80
Totals	Graph	2	\$75,836.80	\$75,836.80	\$75,836.80	\$75,836.80

Latitude: 40.914815 Longitude: -73.777279

Employer Name/Employer Address	Graph	Count	Mean Wage	Median Wage	Lowest Wage	Highest Wage
VINTAGE EPICURE, LLC, 1 RADISSON PLAZA, NEW ROCHELLE, NY (https://www.google.com/maps/place/1%20RADISSON%20PLAZA,NEW%20ROCHELLE,NY)	Graph	1	\$216,000.00	\$216,000.00	\$216,000.00	\$216,000.00
Totals	Graph	1	\$216,000.00	\$216,000.00	\$216,000.00	\$216,000.00

Employer Name/Worksite Address	Graph	Count	Mean Wage	Median Wage	Lowest Wage	Highest Wage
VINTAGE EPICURE, LLC, 1 RADISSON PLAZA, NEW ROCHELLE, NY (https://www.google.com/maps/place/1%20RADISSON%20PLAZA,NEW%20ROCHELLE,NY)	Graph	1	\$216,000.00	\$216,000.00	\$216,000.00	\$216,000.00
Totals	Graph	1	\$216,000.00	\$216,000.00	\$216,000.00	\$216,000.00

Latitude: 40.915099 Longitude: -73.788146

Employer Name/Employer Address	Graph	Count	Mean Wage	Median Wage	Lowest Wage	Highest Wage
MONTEFIORE NEW ROCHELLE HOSPITAL, 16 GUION PLACE, NEW ROCHELLE, NY (https://www.google.com/maps/place/16%20GUION%20PLACE,NEW%20ROCHELLE,NY)	Graph	2	\$175,000.00	\$150,000.00	\$150,000.00	\$200,000.00
Totals	Graph	2	\$175,000.00	\$150,000.00	\$150,000.00	\$200,000.00

Employer Name/Worksite Address	Graph	Count	Mean Wage	Median Wage	Lowest Wage	Highest Wage
MONTEFIORE MEDICAL CENTER, 16 GUION PLACE, NEW ROCHELLE, NY (https://www.google.com/maps/place/16%20GUION%20PLACE,NEW%20ROCHELLE,NY)	Graph	21	\$60,334.76	\$57,674.00	\$54,029.00	\$150,000.00
Totals	Graph	21	\$60,334.76	\$57,674.00	\$54,029.00	\$150,000.00

Latitude: 40.915159 Longitude: -73.843134

Employer Name/Employer Address	Graph	Count	Mean Wage	Median Wage	Lowest Wage	Highest Wage
ACS SYSTEMS ASSOCIATES INC., 160 WEST LINCOLN AVENUE, MOUNT VERNON, NY (https://www.google.com/maps/place/160%20WEST%20LINCOLN%20AVENUE,MOUNT%20VERNON,NY)	Graph	1	\$89,544.00	\$89,544.00	\$89,544.00	\$89,544.00
Totals	Graph	1	\$89,544.00	\$89,544.00	\$89,544.00	\$89,544.00

Employer Name/Worksite Address	Graph	Count	Mean Wage	Median Wage	Lowest Wage	Highest Wage
ACS SYSTEMS ASSOCIATES INC., 160 WEST LINCOLN AVENUE, MOUNT VERNON, NY (https://www.google.com/maps/place/160%20WEST%20LINCOLN%20AVENUE,MOUNT%20VERNON,NY)	Graph	1	\$89,544.00	\$89,544.00	\$89,544.00	\$89,544.00
Totals	Graph	1	\$89,544.00	\$89,544.00	\$89,544.00	\$89,544.00

Latitude: 40.915421 Longitude: -73.859562

Employer Name/Employer Address	Graph	Count	Mean Wage	Median Wage	Lowest Wage	Highest Wage
AR CONSULTING ENGINEER PC, 955 YONKERS AVENUE, SUITE 106, YONKERS, NY (https://www.google.com/maps/place/955%20YONKERS%20AVENUE,%20SUITE%20106,YONKERS,NY)	Graph	1	\$61,068.80	\$61,068.80	\$61,068.80	\$61,068.80
HEARTCARE PC, 955 YONKERS AVENUE, YONKERS, NY (https://www.google.com/maps/place/955%20YONKERS%20AVENUE,YONKERS,NY)	Graph	1	\$60,000.00	\$60,000.00	\$60,000.00	\$60,000.00
PERFORMANCE REHABILITATION, PT,PLLC, 955 YONKERS AVENUE, YONKERS, NY (https://www.google.com/maps/place/955%20YONKERS%20AVENUE,YONKERS,NY)	Graph	1	\$80,000.00	\$80,000.00	\$80,000.00	\$80,000.00
Totals	Graph	3	\$67,022.93	\$61,068.80	\$60,000.00	\$80,000.00

Employer Name/Worksite Address	Graph	Count	Mean Wage	Median Wage	Lowest Wage	Highest Wage
AR CONSULTING ENGINEER PC, 955 YONKERS AVENUE, SUITE 106, YONKERS, NY (https://www.google.com/maps/place/955%20YONKERS%20AVENUE,%20SUITE%20106,YONKERS,NY)	Graph	1	\$61,068.80	\$61,068.80	\$61,068.80	\$61,068.80
PERFORMANCE REHABILITATION, PT, PLLC, 955 YONKERS AVENUE, YONKERS, NY (https://www.google.com/maps/place/955%20YONKERS%20AVENUE,YONKERS,NY)	Graph	2	\$70,000.00	\$60,000.00	\$60,000.00	\$80,000.00
Totals	Graph	3	\$67,022.93	\$61,068.80	\$60,000.00	\$80,000.00

Latitude: 40.915463 Longitude: -72.795647

Employer Name/Employer Address	Graph	Count	Mean Wage	Median Wage	Lowest Wage	Highest Wage
ISLAND CONSOLIDATED, LLC, 1101 SCOTT AVENUE, CALVERTON, NY (https://www.google.com/maps/place/1101%20SCOTT%20AVENUE,CALVERTON,NY)	Graph	3	\$51,959.00	\$57,096.00	\$40,000.00	\$58,781.00
Totals	Graph	3	\$51,959.00	\$57,096.00	\$40,000.00	\$58,781.00

Employer Name/Worksite Address	Graph	Count	Mean Wage	Median Wage	Lowest Wage	Highest Wage
ISLAND CONSOLIDATED, LLC, 1101 SCOTT AVENUE, CALVERTON, NY (https://www.google.com/maps/place/1101%20SCOTT%20AVENUE,CALVERTON,NY)	Graph	1	\$58,781.00	\$58,781.00	\$58,781.00	\$58,781.00
Totals	Graph	1	\$58,781.00	\$58,781.00	\$58,781.00	\$58,781.00

Latitude: 40.917047 Longitude: -72.662419

Employer Name/Employer Address	Graph	Count	Mean Wage	Median Wage	Lowest Wage	Highest Wage
VEVI PHARMACY, INC., 32 E MAIN STREET, RIVERHEAD, NY (https://www.google.com/maps/place/32%20E%20MAIN%20STREET,RIVERHEAD,NY)	Graph	1	\$50,000.00	\$50,000.00	\$50,000.00	\$50,000.00
Totals	Graph	1	\$50,000.00	\$50,000.00	\$50,000.00	\$50,000.00

Employer Name/Worksite Address	Graph	Count	Mean Wage	Median Wage	Lowest Wage	Highest Wage
VEVI PHARMACY, INC., 32 E MAIN STREET, RIVERHEAD, NY (https://www.google.com/maps/place/32%20E%20MAIN%20STREET,RIVERHEAD,NY)	Graph	1	\$50,000.00	\$50,000.00	\$50,000.00	\$50,000.00
Totals	Graph	1	\$50,000.00	\$50,000.00	\$50,000.00	\$50,000.00

Latitude: 40.917579 Longitude: -73.784499

Employer Name/Employer Address	Graph	Count	Mean Wage	Median Wage	Lowest Wage	Highest Wage
CITY SCHOOL DISTRICT OF NEW ROCHELLE, 515 NORTH ANVENUE, NEW ROCHELLE, NY (https://www.google.com/maps/place/515%20NORTH%20ANVENUE,NEW%20ROCHELLE,NY)	Graph	1	\$83,570.00	\$83,570.00	\$83,570.00	\$83,570.00
Totals	Graph	1	\$83,570.00	\$83,570.00	\$83,570.00	\$83,570.00

Employer Name/Worksite Address	Graph	Count	Mean Wage	Median Wage	Lowest Wage	High Wage
CITY SCHOOL DISTRICT OF NEW ROCHELLE, ALBERT LEONARD MIDDLE SCHOOL, NEW ROCHELLE, NY (https://www.google.com/maps/place/ALBERT%20LEONARD%20MIDDLE%20SCHOOL,NEW%20ROCHELLE,NY)	Graph	1	\$83,570.00	\$83,570.00	\$83,570.00	\$83,570.00
Totals	Graph	1	\$83,570.00	\$83,570.00	\$83,570.00	\$83,570.00

Latitude: 40.918897 Longitude: -73.86177

Employer Name/Worksite Address	Graph	Count	Mean Wage	Median Wage	Lowest Wage	Highest Wage
--------------------------------	-------	-------	-----------	-------------	-------------	--------------

Employer Name/Worksite Address	Graph	Count	Mean Wage	Median Wage	Lowest Wage	Highest Wage
NATSOFT CORPORATION, 117 MANSION AVENUE, YONKERS, NY (https://www.google.com/maps/place/117%20MANSION%20AVENUE,YONKERS,NY)	Graph	1	\$76,000.00	\$76,000.00	\$76,000.00	\$76,000.00
Totals	Graph	1	\$76,000.00	\$76,000.00	\$76,000.00	\$76,000.00

Latitude: 40.920573 Longitude: -73.774209

Employer Name/Worksite Address	Graph	Count	Mean Wage	Median Wage	Lowest Wage	Highest Wage
COLANGELO GROUP, 2525 PALMER AVENUE, NEW ROCHELLE, NY (https://www.google.com/maps/place/2525%20PALMER%20AVENUE,NEW%20ROCHELLE,NY)	Graph	2	\$43,493.00	\$38,002.00	\$38,002.00	\$48,984.00
Totals	Graph	2	\$43,493.00	\$38,002.00	\$38,002.00	\$48,984.00

Employer Name/Worksite Address	Graph	Count	Mean Wage	Median Wage	Lowest Wage	Highest Wage
COLANGELO GROUP, 2525 PALMER AVENUE, NEW ROCHELLE, NY (https://www.google.com/maps/place/2525%20PALMER%20AVENUE,NEW%20ROCHELLE,NY)	Graph	2	\$43,493.00	\$38,002.00	\$38,002.00	\$48,984.00
Totals	Graph	2	\$43,493.00	\$38,002.00	\$38,002.00	\$48,984.00

Latitude: 40.922646 Longitude: -72.815084

Employer Name/Worksite Address	Graph	Count	Mean Wage	Median Wage	Lowest Wage	Highest Wage
BUNCREE LLC, 4603 MIDDLE COUNTRY ROAD, CALVERTON, NY (https://www.google.com/maps/place/4603%20MIDDLE%20COUNTRY%20ROAD,CALVERTON,NY)	Graph	2	\$77,500.00	\$75,000.00	\$75,000.00	\$80,000.00
GRAPHENE LABORATORIES, INC., 4603 MIDDLE COUNTRY ROAD, CALVERTON, NY (https://www.google.com/maps/place/4603%20MIDDLE%20COUNTRY%20ROAD,CALVERTON,NY)	Graph	2	\$63,502.00	\$63,502.00	\$63,502.00	\$63,502.00
Totals	Graph	4	\$70,501.00	\$63,502.00	\$63,502.00	\$80,000.00

Employer Name/Worksite Address	Graph	Count	Mean Wage	Median Wage	Lowest Wage	Highest Wage
BUNCREE LLC, 4603 MIDDLE COUNTRY ROAD, CALVERTON, NY (https://www.google.com/maps/place/4603%20MIDDLE%20COUNTRY%20ROAD,CALVERTON,NY)	Graph	4	\$70,501.00	\$63,502.00	\$63,502.00	\$80,000.00
Totals	Graph	4	\$70,501.00	\$63,502.00	\$63,502.00	\$80,000.00

Latitude: 40.924695 Longitude: -73.788088

Employer Name/Worksite Address	Graph	Count	Mean Wage	Median Wage	Lowest Wage	Highest Wage
IONA COLLEGE, 715 NORTH AVENUE, NEW ROCHELLE, NY (https://www.google.com/maps/place/715%20NORTH%20AVENUE,NEW%20ROCHELLE,NY)	Graph	3	\$62,689.00	\$60,740.00	\$48,620.00	\$78,707.00
Totals	Graph	3	\$62,689.00	\$60,740.00	\$48,620.00	\$78,707.00

Employer Name/Worksite Address	Graph	Count	Mean Wage	Median Wage	Lowest Wage	Highest Wage
IONA COLLEGE, 715 NORTH AVENUE, NEW ROCHELLE, NY (https://www.google.com/maps/place/715%20NORTH%20AVENUE,NEW%20ROCHELLE,NY)	Graph	3	\$62,689.00	\$60,740.00	\$48,620.00	\$78,707.00
Totals	Graph	3	\$62,689.00	\$60,740.00	\$48,620.00	\$78,707.00

Latitude: 40.924732 Longitude: -72.650655

Employer Name/Worksite Address	Graph	Count	Mean Wage	Median Wage	Lowest Wage	Highest Wage
--------------------------------	-------	-------	-----------	-------------	-------------	--------------

Employer Name/Worksite Address	Graph	Count	Mean Wage	Median Wage	Lowest Wage	Highest Wage
MANAGEMENT HEALTH SYSTEMS, LLC, 877 EAST MAIN STREET, RIVERHEAD, NY (https://www.google.com/maps/place/877%20EAST%20MAIN%20STREET,RIVERHEAD,NY)	Graph	1	\$62,400.00	\$62,400.00	\$62,400.00	\$62,400.00
Totals	Graph	1	\$62,400.00	\$62,400.00	\$62,400.00	\$62,400.00

Latitude: 40.924789 Longitude: -73.836209

Employer Name/Worksite Address	Graph	Count	Mean Wage	Median Wage	Lowest Wage	Highest Wage
SIX SPRINGS INC, 571 GRAMATAN AVENUE, MOUNT VERNON, NY (https://www.google.com/maps/place/571%20GRAMATAN%20AVENUE,MOUNT%20VERNON,NY)	Graph	1	\$50,000.00	\$50,000.00	\$50,000.00	\$50,000.00
Totals	Graph	1	\$50,000.00	\$50,000.00	\$50,000.00	\$50,000.00

Employer Name/Worksite Address	Graph	Count	Mean Wage	Median Wage	Lowest Wage	Highest Wage
SIX SPRINGS INC, 571 GRAMATAN AVENUE, MOUNT VERNON, NY (https://www.google.com/maps/place/571%20GRAMATAN%20AVENUE,MOUNT%20VERNON,NY)	Graph	1	\$50,000.00	\$50,000.00	\$50,000.00	\$50,000.00
Totals	Graph	1	\$50,000.00	\$50,000.00	\$50,000.00	\$50,000.00

Latitude: 40.926228 Longitude: -73.895599

Employer Name/Worksite Address	Graph	Count	Mean Wage	Median Wage	Lowest Wage	Highest Wage
PRIME HEALTHCARE SERVICES INC., 127 S BROADWAY, YONKERS, NY (https://www.google.com/maps/place/127%20S%20BROADWAY,YONKERS,NY)	Graph	1	\$52,000.00	\$52,000.00	\$52,000.00	\$52,000.00
Totals	Graph	1	\$52,000.00	\$52,000.00	\$52,000.00	\$52,000.00

Latitude: 40.92728 Longitude: -73.839055

Employer Name/Worksite Address	Graph	Count	Mean Wage	Median Wage	Lowest Wage	Highest Wage
CHIEF FIRE PREVENTION & MECHANICAL CORP, 10 WEST BROAD STREET, MT. VERNON, NY (https://www.google.com/maps/place/10%20WEST%20BROAD%20STREET,MT.%20VERNON,NY)	Graph	1	\$55,764.80	\$55,764.80	\$55,764.80	\$55,764.80
CHIEF FIRE PREVENTION & MECHANICAL CORP., 10 WEST BROAD STREET, MT. VERNON, NY (https://www.google.com/maps/place/10%20WEST%20BROAD%20STREET,MT.%20VERNON,NY)	Graph	1	\$43,680.00	\$43,680.00	\$43,680.00	\$43,680.00
Totals	Graph	2	\$49,722.40	\$43,680.00	\$43,680.00	\$55,764.80

Employer Name/Worksite Address	Graph	Count	Mean Wage	Median Wage	Lowest Wage	Highest Wage
CHIEF FIRE PREVENTION & MECHANICAL CORP., 10 WEST BROAD STREET, MT. VERNON, NY (https://www.google.com/maps/place/10%20WEST%20BROAD%20STREET,MT.%20VERNON,NY)	Graph	2	\$49,722.40	\$43,680.00	\$43,680.00	\$55,764.80
Totals	Graph	2	\$49,722.40	\$43,680.00	\$43,680.00	\$55,764.80

Latitude: 40.927775 Longitude: -73.751509

Employer Name/Worksite Address	Graph	Count	Mean Wage	Median Wage	Lowest Wage	Highest Wage
FRENCH-AMERICAN SCHOOL OF NEW YORK, 111 LARCHMONT AVENUE, LARCHMONT, NY (https://www.google.com/maps/place/111%20LARCHMONT%20AVENUE,LARCHMONT,NY)	Graph	3	\$63,052.00	\$61,831.00	\$57,525.00	\$69,800.00
Totals	Graph	3	\$63,052.00	\$61,831.00	\$57,525.00	\$69,800.00

Latitude: 40.929175 Longitude: -73.84156

Employer Name/Employer Address	Graph	Count	Mean Wage	Median Wage	Lowest Wage	Highest Wage
PRIORITY NY, INC., 1428 MIDLAND AVENUE, BRONXVILLE, NY (https://www.google.com/maps/place/1428%20MIDLAND%20AVENUE,BRONXVILLE,NY)	Graph	1	\$65,540.80	\$65,540.80	\$65,540.80	\$65,540.80
Totals	Graph	1	\$65,540.80	\$65,540.80	\$65,540.80	\$65,540.80

Employer Name/Worksite Address	Graph	Count	Mean Wage	Median Wage	Lowest Wage	Highest Wage
PRIORITY NY, INC., 1428 MIDLAND AVENUE, BRONXVILLE, NY (https://www.google.com/maps/place/1428%20MIDLAND%20AVENUE,BRONXVILLE,NY)	Graph	1	\$65,540.80	\$65,540.80	\$65,540.80	\$65,540.80
Totals	Graph	1	\$65,540.80	\$65,540.80	\$65,540.80	\$65,540.80

Latitude: 40.930187 Longitude: -73.89774

Employer Name/Worksite Address	Graph	Count	Mean Wage	Median Wage	Lowest Wage	Highest Wage
GRANDISON MANAGEMENT, INC., 127 SOUTH BROADWAY, YONKERS, NY (https://www.google.com/maps/place/127%20SOUTH%20BROADWAY,YONKERS,NY)	Graph	10	\$65,748.80	\$65,748.80	\$65,748.80	\$65,748.80
Totals	Graph	10	\$65,748.80	\$65,748.80	\$65,748.80	\$65,748.80

Latitude: 40.931234 Longitude: -73.760818

Employer Name/Employer Address	Graph	Count	Mean Wage	Median Wage	Lowest Wage	Highest Wage
WEBCBG LLC, 2001 PALMER AVENUE, LARCHMONT, NY (https://www.google.com/maps/place/2001%20PALMER%20AVENUE,LARCHMONT,NY)	Graph	1	\$85,000.00	\$85,000.00	\$85,000.00	\$85,000.00
Totals	Graph	1	\$85,000.00	\$85,000.00	\$85,000.00	\$85,000.00

Employer Name/Worksite Address	Graph	Count	Mean Wage	Median Wage	Lowest Wage	Highest Wage
WEBCBG LLC, 2001 PALMER AVENUE, LARCHMONT, NY (https://www.google.com/maps/place/2001%20PALMER%20AVENUE,LARCHMONT,NY)	Graph	1	\$85,000.00	\$85,000.00	\$85,000.00	\$85,000.00
Totals	Graph	1	\$85,000.00	\$85,000.00	\$85,000.00	\$85,000.00

Latitude: 40.93202 Longitude: -73.759849

Employer Name/Worksite Address	Graph	Count	Mean Wage	Median Wage	Lowest Wage	Highest Wage
GITHUB, INC., 7 EAST AVE, LARCHMONT, NY (https://www.google.com/maps/place/7%20EAST%20AVE,LARCHMONT,NY)	Graph	1	\$180,000.00	\$180,000.00	\$180,000.00	\$180,000.00
Totals	Graph	1	\$180,000.00	\$180,000.00	\$180,000.00	\$180,000.00

Latitude: 40.932509 Longitude: -72.675294

Employer Name/Employer Address	Graph	Count	Mean Wage	Median Wage	Lowest Wage	Highest Wage
MARTIN DRUGS OF RIVERHEAD, INC., 849 OLD COUNTRY RD, RIVERHEAD, NY (https://www.google.com/maps/place/849%20OLD%20COUNTRY%20RD,RIVERHEAD,NY)	Graph	1	\$115,000.00	\$115,000.00	\$115,000.00	\$115,000.00
Totals	Graph	1	\$115,000.00	\$115,000.00	\$115,000.00	\$115,000.00

Employer Name/Worksite Address	Graph	Count	Mean Wage	Median Wage	Lowest Wage	Highest Wage
MARTIN DRUGS OF RIVERHEAD, INC., 849 OLD COUNTRY RD, RIVERHEAD, NY (https://www.google.com/maps/place/849%20OLD%20COUNTRY%20RD,RIVERHEAD,NY)	Graph	1	\$115,000.00	\$115,000.00	\$115,000.00	\$115,000.00

Employer Name/Worksite Address	Graph	Count	Mean Wage	Median Wage	Lowest Wage	Highest Wage
Totals	Graph	1	\$115,000.00	\$115,000.00	\$115,000.00	\$115,000.00

Latitude: 40.93302 Longitude: -73.898712

Employer Name/Employer Address	Graph	Count	Mean Wage	Median Wage	Lowest Wage	Highest Wage
STANLEY PHARMA LLC, 2S BROADWAY, YONKERS, NY (https://www.google.com/maps/place/2S%20BROADWAY,YONKERS,NY)	Graph	1	\$58,198.40	\$58,198.40	\$58,198.40	\$58,198.40
Totals	Graph	1	\$58,198.40	\$58,198.40	\$58,198.40	\$58,198.40

Employer Name/Worksite Address	Graph	Count	Mean Wage	Median Wage	Lowest Wage	Highest Wage
STANLEY PHARMA LLC, 2S BROADWAY, YONKERS, NY (https://www.google.com/maps/place/2S%20BROADWAY,YONKERS,NY)	Graph	1	\$58,198.40	\$58,198.40	\$58,198.40	\$58,198.40
Totals	Graph	1	\$58,198.40	\$58,198.40	\$58,198.40	\$58,198.40

Latitude: 40.93315 Longitude: -73.782878

Employer Name/Employer Address	Graph	Count	Mean Wage	Median Wage	Lowest Wage	Highest Wage
PLACENTAL ANALYTICS, LLC, 187 OVERLOOK CIRCLE, NEW ROCHELLE, NY (https://www.google.com/maps/place/187%20OVERLOOK%20CIRCLE,NEW%20ROCHELLE,NY)	Graph	1	\$65,800.00	\$65,800.00	\$65,800.00	\$65,800.00
Totals	Graph	1	\$65,800.00	\$65,800.00	\$65,800.00	\$65,800.00

Employer Name/Worksite Address	Graph	Count	Mean Wage	Median Wage	Lowest Wage	Highest Wage
PLACENTAL ANALYTICS, LLC, 187 OVERLOOK CIRCLE, NEW ROCHELLE, NY (https://www.google.com/maps/place/187%20OVERLOOK%20CIRCLE,NEW%20ROCHELLE,NY)	Graph	1	\$65,800.00	\$65,800.00	\$65,800.00	\$65,800.00
Totals	Graph	1	\$65,800.00	\$65,800.00	\$65,800.00	\$65,800.00

Latitude: 40.933797 Longitude: -73.75778

Employer Name/Employer Address	Graph	Count	Mean Wage	Median Wage	Lowest Wage	Highest Wage
3 CASTILLOS INC., 1875 PALMER AVENUE, LARCHMONT, NY (https://www.google.com/maps/place/1875%20PALMER%20AVENUE,LARCHMONT,NY)	Graph	1	\$50,000.00	\$50,000.00	\$50,000.00	\$50,000.00
Totals	Graph	1	\$50,000.00	\$50,000.00	\$50,000.00	\$50,000.00

Employer Name/Worksite Address	Graph	Count	Mean Wage	Median Wage	Lowest Wage	Highest Wage
3 CASTILLOS INC., 1875 PALMER AVENUE, LARCHMONT, NY (https://www.google.com/maps/place/1875%20PALMER%20AVENUE,LARCHMONT,NY)	Graph	1	\$50,000.00	\$50,000.00	\$50,000.00	\$50,000.00
Totals	Graph	1	\$50,000.00	\$50,000.00	\$50,000.00	\$50,000.00

Latitude: 40.934018 Longitude: -72.67455

Employer Name/Worksite Address	Graph	Count	Mean Wage	Median Wage	Lowest Wage	Highest Wage
NORTHWELL HEALTH, 1300 ROANOKE AVENUE, RIVERHEAD, NY (https://www.google.com/maps/place/1300%20ROANOKE%20AVENUE,RIVERHEAD,NY)	Graph	1	\$225,000.00	\$225,000.00	\$225,000.00	\$225,000.00
Totals	Graph	1	\$225,000.00	\$225,000.00	\$225,000.00	\$225,000.00

Latitude: 40.934686 Longitude: -73.901703

Employer Name/Employer Address	Graph	Count	Mean Wage	Median Wage	Lowest Wage	Highest Wage
TOA COMMUNICATION SYSTEMS, INC., 92 MAIN STREET, YONKERS, NY (https://www.google.com/maps/place/92%20MAIN%20STREET,YONKERS,NY)	Graph	1	\$164,000.00	\$164,000.00	\$164,000.00	\$164,000.00
Totals	Graph	1	\$164,000.00	\$164,000.00	\$164,000.00	\$164,000.00

Employer Name/Worksite Address	Graph	Count	Mean Wage	Median Wage	Lowest Wage	Highest Wage
TOA COMMUNICATION SYSTEMS, INC., 92 MAIN STREET, YONKERS, NY (https://www.google.com/maps/place/92%20MAIN%20STREET,YONKERS,NY)	Graph	1	\$164,000.00	\$164,000.00	\$164,000.00	\$164,000.00
Totals	Graph	1	\$164,000.00	\$164,000.00	\$164,000.00	\$164,000.00

Latitude: 40.934725 Longitude: -73.843212

Employer Name/Employer Address	Graph	Count	Mean Wage	Median Wage	Lowest Wage	Highest Wage
SARAH LAWRENCE COLLEGE, 1 MEAD WAY, NY, NY (https://www.google.com/maps/place/1%20MEAD%20WAY,NY,NY)	Graph	3	\$60,664.53	\$56,000.00	\$55,993.60	\$70,000.00
Totals	Graph	3	\$60,664.53	\$56,000.00	\$55,993.60	\$70,000.00

Employer Name/Worksite Address	Graph	Count	Mean Wage	Median Wage	Lowest Wage	Highest Wage
SARAH LAWRENCE COLLEGE, 1 MEAD WAY, BRONXVILLE, NY (https://www.google.com/maps/place/1%20MEAD%20WAY,BRONXVILLE,NY)	Graph	3	\$60,664.53	\$56,000.00	\$55,993.60	\$70,000.00
Totals	Graph	3	\$60,664.53	\$56,000.00	\$55,993.60	\$70,000.00

Latitude: 40.935479 Longitude: -73.899072

Employer Name/Employer Address	Graph	Count	Mean Wage	Median Wage	Lowest Wage	Highest Wage
RESYNC INC., 1 LARKIN PLAZA, YONKERS, NY (https://www.google.com/maps/place/1%20LARKIN%20PLAZA,YONKERS,NY)	Graph	1	\$110,000.00	\$110,000.00	\$110,000.00	\$110,000.00
Totals	Graph	1	\$110,000.00	\$110,000.00	\$110,000.00	\$110,000.00

Employer Name/Worksite Address	Graph	Count	Mean Wage	Median Wage	Lowest Wage	Highest Wage
RESYNC INC., 1 LARKIN PLAZA, YONKERS, NY (https://www.google.com/maps/place/1%20LARKIN%20PLAZA,YONKERS,NY)	Graph	1	\$110,000.00	\$110,000.00	\$110,000.00	\$110,000.00
Totals	Graph	1	\$110,000.00	\$110,000.00	\$110,000.00	\$110,000.00

Latitude: 40.936052 Longitude: -73.902792

Employer Name/Worksite Address	Graph	Count	Mean Wage	Median Wage	Lowest Wage	Highest Wage
NGENIOUS SOLUTIONS INC, 23 WATER GRANT STREET, YONKERS, NY (https://www.google.com/maps/place/23%20WATER%20GRANT%20STREET,YONKERS,NY)	Graph	1	\$70,500.00	\$70,500.00	\$70,500.00	\$70,500.00
Totals	Graph	1	\$70,500.00	\$70,500.00	\$70,500.00	\$70,500.00

Latitude: 40.936551 Longitude: -73.898961

Employer Name/Employer Address	Graph	Count	Mean Wage	Median Wage	Lowest Wage	Highest Wage
--------------------------------	-------	-------	-----------	-------------	-------------	--------------

Employer Name/Employer Address	Graph	Count	Mean Wage	Median Wage	Lowest Wage	Highest Wage
KAWASAKI RAIL CAR, INC., 29 WELLS AVENUE, YONKERS, NY (https://www.google.com/maps/place/29%20WELLS%20AVENUE,YONKERS,NY)	Graph	6	\$83,861.14	\$79,274.86	\$57,200.00	\$125,351.00
MINDSPARK INTERACTIVE NETWORK, INC., 29 WELLS AVENUE, SUITE 300, YONKERS, NY (https://www.google.com/maps/place/29%20WELLS%20AVENUE,%20SUITE%20300,YONKERS,NY)	Graph	12	\$92,125.00	\$80,000.00	\$55,000.00	\$156,500.00
Totals	Graph	18	\$89,370.38	\$80,000.00	\$55,000.00	\$156,500.00

Employer Name/Worksite Address	Graph	Count	Mean Wage	Median Wage	Lowest Wage	Highest Wage
DOTCOM TEAM, LLC, 29 WELLS AVE #300, YONKERS, NY (https://www.google.com/maps/place/29%20WELLS%20AVE%20#300,YONKERS,NY)	Graph	1	\$75,000.00	\$75,000.00	\$75,000.00	\$75,000.00
MERIDIAN SOFTWARE SOLUTIONS, INC., 29 WELLS AVE, YONKERS, NY (https://www.google.com/maps/place/29%20WELLS%20AVE,YONKERS,NY)	Graph	2	\$87,750.00	\$87,000.00	\$87,000.00	\$88,500.00
MINDSPARK INTERACTIVE NETWORK, INC., 29 WELLS AVENUE, SUITE 300, YONKERS, NY (https://www.google.com/maps/place/29%20WELLS%20AVENUE,%20SUITE%20300,YONKERS,NY)	Graph	6	\$82,333.33	\$77,000.00	\$55,000.00	\$117,000.00
KAWASAKI RAIL CAR, INC., 29 WELLS AVENUE, YONKERS, NY (https://www.google.com/maps/place/29%20WELLS%20AVENUE,YONKERS,NY)	Graph	7	\$87,595.27	\$81,160.00	\$57,200.00	\$125,351.00
Totals	Graph	16	\$84,854.18	\$80,000.00	\$55,000.00	\$125,351.00

Latitude: 40.937574 Longitude: -73.888879

Employer Name/Employer Address	Graph	Count	Mean Wage	Median Wage	Lowest Wage	Highest Wage
MC ELECTRICAL NY, INC., 157 WALSH RD., YONKERS, NY (https://www.google.com/maps/place/157%20WALSH%20RD.,YONKERS,NY)	Graph	1	\$103,147.20	\$103,147.20	\$103,147.20	\$103,147.20
M.C. ELECTRICAL NY INC., 157 WALSH ROAD, YONKERS, NY (https://www.google.com/maps/place/157%20WALSH%20ROAD,YONKERS,NY)	Graph	2	\$83,750.00	\$77,500.00	\$77,500.00	\$90,000.00
Totals	Graph	3	\$90,215.73	\$90,000.00	\$77,500.00	\$103,147.20

Employer Name/Worksite Address	Graph	Count	Mean Wage	Median Wage	Lowest Wage	Highest Wage
M.C. ELECTRICAL NY INC., 157 WALSH AVENUE, YONKERS, NY (https://www.google.com/maps/place/157%20WALSH%20AVENUE,YONKERS,NY)	Graph	1	\$77,500.00	\$77,500.00	\$77,500.00	\$77,500.00
M.C. ELECTRICAL NY INC., 157 WALSH ROAD, YONKERS, NY (https://www.google.com/maps/place/157%20WALSH%20ROAD,YONKERS,NY)	Graph	1	\$90,000.00	\$90,000.00	\$90,000.00	\$90,000.00
MC ELECTRICAL NY, INC., 157 WALSH RD., YONKERS, NY (https://www.google.com/maps/place/157%20WALSH%20RD.,YONKERS,NY)	Graph	1	\$103,147.20	\$103,147.20	\$103,147.20	\$103,147.20
Totals	Graph	3	\$90,215.73	\$90,000.00	\$77,500.00	\$103,147.20

Latitude: 40.938244 Longitude: -73.051831

Employer Name/Employer Address	Graph	Count	Mean Wage	Median Wage	Lowest Wage	Highest Wage
JOHN T. MATHER MEMORIAL HOSPITAL, 75 N. COUNTRY RD., PORT JEFFERSON, NY (https://www.google.com/maps/place/75%20N.%20COUNTRY%20RD.,PORT%20JEFFERSON,NY)	Graph	1	\$69,673.50	\$69,673.50	\$69,673.50	\$69,673.50
Totals	Graph	1	\$69,673.50	\$69,673.50	\$69,673.50	\$69,673.50

Employer Name/Worksite Address	Graph	Count	Mean Wage	Median Wage	Lowest Wage	Highest Wage
JOHN T. MATHER MEMORIAL HOSPITAL, 75 N. COUNTRY RD., PORT JEFFERSON, NY (https://www.google.com/maps/place/75%20N.%20COUNTRY%20RD.,PORT%20JEFFERSON,NY)	Graph	1	\$69,673.50	\$69,673.50	\$69,673.50	\$69,673.50
Totals	Graph	1	\$69,673.50	\$69,673.50	\$69,673.50	\$69,673.50

Latitude: 40.939242 Longitude: -73.886837

Employer Name/Employer Address	Graph	Count	Mean Wage	Median Wage	Lowest Wage	Highest Wage
VVSB PHARMACY, INC., 231 ASHBURTON AVENUE, YONKERS, NY (https://www.google.com/maps/place/231%20ASHBURTON%20AVENUE,YONKERS,NY)	Graph	1	\$50,939.00	\$50,939.00	\$50,939.00	\$50,939.00
Totals	Graph	1	\$50,939.00	\$50,939.00	\$50,939.00	\$50,939.00

Employer Name/Worksite Address	Graph	Count	Mean Wage	Median Wage	Lowest Wage	Highest Wage
VVSB PHARMACY, INC., 231 ASHBURTON AVENUE, YONKERS, NY (https://www.google.com/maps/place/231%20ASHBURTON%20AVENUE,YONKERS,NY)	Graph	1	\$50,939.00	\$50,939.00	\$50,939.00	\$50,939.00
Totals	Graph	1	\$50,939.00	\$50,939.00	\$50,939.00	\$50,939.00

Latitude: 40.940247 Longitude: -72.309714

Employer Name/Employer Address	Graph	Count	Mean Wage	Median Wage	Lowest Wage	Highest Wage
STELLE LOMONT ROUHANI ARCHITECTS, PLLC, 48 FOSTER AVENUE, BRIDGEHAMPTON, NY (https://www.google.com/maps/place/48%20FOSTER%20AVENUE,BRIDGEHAMPTON,NY)	Graph	2	\$65,000.00	\$60,000.00	\$60,000.00	\$70,000.00
Totals	Graph	2	\$65,000.00	\$60,000.00	\$60,000.00	\$70,000.00

Employer Name/Worksite Address	Graph	Count	Mean Wage	Median Wage	Lowest Wage	Highest Wage
STELLE LOMONT ROUHANI ARCHITECTS, PLLC, 48 FOSTER AVENUE, BRIDGEHAMPTON, NY (https://www.google.com/maps/place/48%20FOSTER%20AVENUE,BRIDGEHAMPTON,NY)	Graph	2	\$65,000.00	\$60,000.00	\$60,000.00	\$70,000.00
Totals	Graph	2	\$65,000.00	\$60,000.00	\$60,000.00	\$70,000.00

Latitude: 40.941126 Longitude: -73.834328

Employer Name/Employer Address	Graph	Count	Mean Wage	Median Wage	Lowest Wage	Highest Wage
EVANGELICAL LAYMAN'S CHURCH, INC., 2 DEPOT PLAZA, BEDFORD HILLS, NY (https://www.google.com/maps/place/2%20DEPOT%20PLAZA,BEDFORD%20HILLS,NY)	Graph	1	\$52,800.00	\$52,800.00	\$52,800.00	\$52,800.00
JOULE ASSETS INC., 2 DEPOT PLAZA, BEDFORD HILLS, NY (https://www.google.com/maps/place/2%20DEPOT%20PLAZA,BEDFORD%20HILLS,NY)	Graph	1	\$100,000.00	\$100,000.00	\$100,000.00	\$100,000.00
Totals	Graph	2	\$76,400.00	\$52,800.00	\$52,800.00	\$100,000.00

Employer Name/Worksite Address	Graph	Count	Mean Wage	Median Wage	Lowest Wage	Highest Wage
EVANGELICAL LAYMAN'S CHURCH, INC., 2 DEPOT PLAZA, BEDFORD HILLS, NY, NY (https://www.google.com/maps/place/2%20DEPOT%20PLAZA,BEDFORD%20HILLS,%20NY,NY)	Graph	1	\$52,800.00	\$52,800.00	\$52,800.00	\$52,800.00
JOULE ASSETS INC., 2 DEPOT PLAZA, BEDFORD HILLS, NY (https://www.google.com/maps/place/2%20DEPOT%20PLAZA,BEDFORD%20HILLS,NY)	Graph	1	\$100,000.00	\$100,000.00	\$100,000.00	\$100,000.00
Totals	Graph	2	\$76,400.00	\$52,800.00	\$52,800.00	\$100,000.00

Latitude: 40.945252 Longitude: -72.260256

Employer Name/Employer Address	Graph	Count	Mean Wage	Median Wage	Lowest Wage	Highest Wage
DAVIS LANDSCAPE DESIGN LLC, 405 MONTAUK HIGHWAY, WAINSCOTT, NY (https://www.google.com/maps/place/405%20MONTAUK%20HIGHWAY,WAINSCOTT,NY)	Graph	1	\$67,017.60	\$67,017.60	\$67,017.60	\$67,017.60
Totals	Graph	1	\$67,017.60	\$67,017.60	\$67,017.60	\$67,017.60

Employer Name/Worksite Address	Graph	Count	Mean Wage	Median Wage	Lowest Wage	Highest Wage
--------------------------------	-------	-------	-----------	-------------	-------------	--------------

Employer Name/Worksite Address	Graph	Count	Mean Wage	Median Wage	Lowest Wage	Highest Wage
DAVIS LANDSCAPE DESIGN LLC, 405 MONTAUK HIGHWAY, WAINSCOTT, NY (https://www.google.com/maps/place/405%20MONTAUK%20HIGHWAY,WAINSCOTT,NY)	Graph	1	\$67,017.60	\$67,017.60	\$67,017.60	\$67,017.60
Totals	Graph	1	\$67,017.60	\$67,017.60	\$67,017.60	\$67,017.60

Latitude: 40.945359 Longitude: -73.085162

Employer Name/Worksite Address	Graph	Count	Mean Wage	Median Wage	Lowest Wage	Highest Wage
MULTI-STATE TAX & ACCOUNTING INC, 764 ROUTE 25A, EAST SETAUKET, NY (https://www.google.com/maps/place/764%20ROUTE%2025A,EAST%20SETAUKET,NY)	Graph	1	\$56,451.20	\$56,451.20	\$56,451.20	\$56,451.20
Totals	Graph	1	\$56,451.20	\$56,451.20	\$56,451.20	\$56,451.20

Employer Name/Worksite Address	Graph	Count	Mean Wage	Median Wage	Lowest Wage	Highest Wage
MULTI-STATE TAX & ACCOUNTING INC, 764 ROUTE 25A, EAST SETAUKET, NY (https://www.google.com/maps/place/764%20ROUTE%2025A,EAST%20SETAUKET,NY)	Graph	1	\$56,451.20	\$56,451.20	\$56,451.20	\$56,451.20
Totals	Graph	1	\$56,451.20	\$56,451.20	\$56,451.20	\$56,451.20

Latitude: 40.945419 Longitude: -73.880475

Employer Name/Worksite Address	Graph	Count	Mean Wage	Median Wage	Lowest Wage	Highest Wage
MONTEFIORE MEDICAL CENTER, 3 EXECUTIVE BLVD., 3RD FL., YONKERS, NY (https://www.google.com/maps/place/3%20EXECUTIVE%20BLVD.,%203RD%20FL.,YONKERS,NY)	Graph	4	\$65,052.00	\$65,052.00	\$65,052.00	\$65,052.00
Totals	Graph	4	\$65,052.00	\$65,052.00	\$65,052.00	\$65,052.00

Latitude: 40.945429 Longitude: -73.085966

Employer Name/Worksite Address	Graph	Count	Mean Wage	Median Wage	Lowest Wage	Highest Wage
RENAISSANCE TECHNOLOGIES LLC, 600 ROUTE 25A, EAST SETAUKET, NY (https://www.google.com/maps/place/600%20ROUTE%2025A,EAST%20SETAUKET,NY)	Graph	3	\$140,000.00	\$125,000.00	\$100,000.00	\$195,000.00
Totals	Graph	3	\$140,000.00	\$125,000.00	\$100,000.00	\$195,000.00

Latitude: 40.947643 Longitude: -73.065194

Employer Name/Worksite Address	Graph	Count	Mean Wage	Median Wage	Lowest Wage	Highest Wage
GLIMM ANALYTICS LLC, 121 THOMPSON STREET, PORT JEFFERSON, NY (https://www.google.com/maps/place/121%20THOMPSON%20STREET,PORT%20JEFFERSON,NY)	Graph	1	\$73,736.00	\$73,736.00	\$73,736.00	\$73,736.00
Totals	Graph	1	\$73,736.00	\$73,736.00	\$73,736.00	\$73,736.00

Employer Name/Worksite Address	Graph	Count	Mean Wage	Median Wage	Lowest Wage	Highest Wage
GLIMM ANALYTICS LLC, 121 THOMPSON STREET, PORT JEFFERSON, NY (https://www.google.com/maps/place/121%20THOMPSON%20STREET,PORT%20JEFFERSON,NY)	Graph	1	\$73,736.00	\$73,736.00	\$73,736.00	\$73,736.00
Totals	Graph	1	\$73,736.00	\$73,736.00	\$73,736.00	\$73,736.00

Latitude: 40.948064 Longitude: -72.914605

Employer Name/Worksite Address	Graph	Count	Mean Wage	Median Wage	Lowest Wage	Highest Wage
--------------------------------	-------	-------	-----------	-------------	-------------	--------------

Employer Name/Employer Address	Graph	Count	Mean Wage	Median Wage	Lowest Wage	Highest Wage
FEDERMANN FINANCIAL ADVISORS, INC., 745 ROUTE 25A SUITE C, ROCKY POINT, NY (https://www.google.com/maps/place/745%20ROUTE%2025A%20SUITE%20C,ROCKY%20POINT,NY)	Graph	1	\$62,400.00	\$62,400.00	\$62,400.00	\$62,400.00
Totals	Graph	1	\$62,400.00	\$62,400.00	\$62,400.00	\$62,400.00

Employer Name/Worksite Address	Graph	Count	Mean Wage	Median Wage	Lowest Wage	Highest Wage
FEDERMANN FINANCIAL ADVISORS, INC., 745 ROUTE 25A SUITE C, ROCKY POINT, NY (https://www.google.com/maps/place/745%20ROUTE%2025A%20SUITE%20C,ROCKY%20POINT,NY)	Graph	1	\$62,400.00	\$62,400.00	\$62,400.00	\$62,400.00
Totals	Graph	1	\$62,400.00	\$62,400.00	\$62,400.00	\$62,400.00

Latitude: 40.949471 Longitude: -73.733196

Employer Name/Employer Address	Graph	Count	Mean Wage	Median Wage	Lowest Wage	Highest Wage
GLOCHA GLOBAL CHALLENGES FOUNDATION NEW YORK INC, 123 MAMARONECK AVE, MAMARONECK, NY (https://www.google.com/maps/place/123%20MAMARONECK%20AVE,MAMARONECK,NY)	Graph	1	\$98,072.00	\$98,072.00	\$98,072.00	\$98,072.00
Totals	Graph	1	\$98,072.00	\$98,072.00	\$98,072.00	\$98,072.00

Employer Name/Worksite Address	Graph	Count	Mean Wage	Median Wage	Lowest Wage	Highest Wage
GLOCHA GLOBAL CHALLENGES FOUNDATION NEW YORK INC, 123 MAMARONECK AVE, MAMARONECK, NY (https://www.google.com/maps/place/123%20MAMARONECK%20AVE,MAMARONECK,NY)	Graph	1	\$98,072.00	\$98,072.00	\$98,072.00	\$98,072.00
Totals	Graph	1	\$98,072.00	\$98,072.00	\$98,072.00	\$98,072.00

Latitude: 40.949679 Longitude: -73.73327

Employer Name/Employer Address	Graph	Count	Mean Wage	Median Wage	Lowest Wage	Highest Wage
MONTAGE WINE LLC, 157 MAMARONECK AVENUE, MAMARONECK, NY (https://www.google.com/maps/place/157%20MAMARONECK%20AVENUE,MAMARONECK,NY)	Graph	1	\$75,000.00	\$75,000.00	\$75,000.00	\$75,000.00
Totals	Graph	1	\$75,000.00	\$75,000.00	\$75,000.00	\$75,000.00

Employer Name/Worksite Address	Graph	Count	Mean Wage	Median Wage	Lowest Wage	Highest Wage
MONTAGE WINE LLC, 157 MAMARONECK AVENUE, MAMARONECK, NY (https://www.google.com/maps/place/157%20MAMARONECK%20AVENUE,MAMARONECK,NY)	Graph	1	\$75,000.00	\$75,000.00	\$75,000.00	\$75,000.00
Totals	Graph	1	\$75,000.00	\$75,000.00	\$75,000.00	\$75,000.00

Latitude: 40.94977 Longitude: -73.744418

Employer Name/Employer Address	Graph	Count	Mean Wage	Median Wage	Lowest Wage	Highest Wage
KRUGSPEED, INC., 511 CENTER AVENUE, MAMARONECK, NY (https://www.google.com/maps/place/511%20CENTER%20AVENUE,MAMARONECK,NY)	Graph	1	\$61,068.80	\$61,068.80	\$61,068.80	\$61,068.80
Totals	Graph	1	\$61,068.80	\$61,068.80	\$61,068.80	\$61,068.80

Employer Name/Worksite Address	Graph	Count	Mean Wage	Median Wage	Lowest Wage	Highest Wage
KRUGSPEED, INC., 511 CENTER AVENUE, MAMARONECK, NY (https://www.google.com/maps/place/511%20CENTER%20AVENUE,MAMARONECK,NY)	Graph	1	\$61,068.80	\$61,068.80	\$61,068.80	\$61,068.80
Totals	Graph	1	\$61,068.80	\$61,068.80	\$61,068.80	\$61,068.80

Latitude: 40.950156 Longitude: -73.73352

Employer Name/Employer Address	Graph	Count	Mean Wage	Median Wage	Lowest Wage	Highest Wage
211 MAMARONECK AVE RESTAURANT, LLC, 211 MAMARONECK, MAMARONECK, NY (https://www.google.com/maps/place/211%20MAMARONECK,MAMARONECK,NY)	Graph	1	\$79,123.20	\$79,123.20	\$79,123.20	\$79,123.20
Totals	Graph	1	\$79,123.20	\$79,123.20	\$79,123.20	\$79,123.20

Employer Name/Worksite Address	Graph	Count	Mean Wage	Median Wage	Lowest Wage	Highest Wage
211 MAMARONECK AVE RESTAURANT, LLC, 211 MAMARONECK, MAMARONECT, NY (https://www.google.com/maps/place/211%20MAMARONECK,MAMARONECT,NY)	Graph	1	\$79,123.20	\$79,123.20	\$79,123.20	\$79,123.20
Totals	Graph	1	\$79,123.20	\$79,123.20	\$79,123.20	\$79,123.20

Latitude: 40.950732 Longitude: -73.815389

Employer Name/Worksite Address	Graph	Count	Mean Wage	Median Wage	Lowest Wage	Highest Wage
VIRTUOSO TECHNOLOGIES, INC., 27 TUCKAHOE AVENUE, EASTCHESTER, NY (https://www.google.com/maps/place/27%20TUCKAHOE%20AVENUE,EASTCHESTER,NY)	Graph	1	\$71,000.00	\$71,000.00	\$71,000.00	\$71,000.00
VIRTUOSO TECHNOLOGIES, INC., 27 TUCKAHOE AVE, EASTCHESTER, NY (https://www.google.com/maps/place/27%20TUCKAHOE%20AVE,EASTCHESTER,NY)	Graph	5	\$60,000.00	\$60,000.00	\$60,000.00	\$60,000.00
Totals	Graph	6	\$61,833.33	\$60,000.00	\$60,000.00	\$71,000.00

Latitude: 40.952302 Longitude: -73.830453

Employer Name/Worksite Address	Graph	Count	Mean Wage	Median Wage	Lowest Wage	Highest Wage
MINDTREE LIMITED, 21 SCARSDALE RD, YONKERS, NY (https://www.google.com/maps/place/21%20SCARSDALE%20RD,YONKERS,NY)	Graph	20	\$104,936.00	\$104,936.00	\$104,936.00	\$104,936.00
MINDTREE LIMITED, 21 SCARSDALE RD, TUCKAHOE, NY (https://www.google.com/maps/place/21%20SCARSDALE%20RD,TUCKAHOE,NY)	Graph	40	\$84,864.00	\$84,864.00	\$84,864.00	\$84,864.00
Totals	Graph	60	\$91,554.67	\$84,864.00	\$84,864.00	\$104,936.00

Latitude: 40.95428 Longitude: -73.825487

Employer Name/Worksite Address	Graph	Count	Mean Wage	Median Wage	Lowest Wage	Highest Wage
WINDOW ROCK CAPITAL PARTNERS, LLC, 4 CONSULATE DRIVE, TUCKAHOE, NY (https://www.google.com/maps/place/4%20CONSULATE%20DRIVE,TUCKAHOE,NY)	Graph	2	\$105,000.00	\$105,000.00	\$105,000.00	\$105,000.00
Totals	Graph	2	\$105,000.00	\$105,000.00	\$105,000.00	\$105,000.00

Latitude: 40.955287 Longitude: -73.065726

Employer Name/Employer Address	Graph	Count	Mean Wage	Median Wage	L
YONG HENG DIAMOND, INC., 29 EAST BROADWAY DANFORDS BUILDING B, PORT JEFFERSON, NY (https://www.google.com/maps/place/29%20EAST%20BROADWAY%20DANFORDS%20BUILDING%20B,PORT%20JEFFERSON,NY)	Graph	1	\$42,806.40	\$42,806.40	\$4
Totals	Graph	1	\$42,806.40	\$42,806.40	\$4

Employer Name/Worksite Address	Graph	Count	Mean Wage	Median Wage	L
YONG HENG DIAMOND, INC., 29 EAST BROADWAY DANFORDS BUILDING B, PORT JEFFERSON, NY (https://www.google.com/maps/place/29%20EAST%20BROADWAY%20DANFORDS%20BUILDING%20B,PORT%20JEFFERSON,NY)	Graph	1	\$42,806.40	\$42,806.40	\$4
Totals	Graph	1	\$42,806.40	\$42,806.40	\$4

Latitude: 40.956836 Longitude: -73.720008

Employer Name/Employer Address	Graph	Count	Mean Wage	Median Wage	Lowest Wage	Highest Wage
SHINKENSHA U.S.A. INC., 1600 HARRISON AVENUE, MAMARONECK, NY (https://www.google.com/maps/place/1600%20HARRISON%20AVENUE,MAMARONECK,NY)	Graph	1	\$73,555.00	\$73,555.00	\$73,555.00	\$73,555.00
Totals	Graph	1	\$73,555.00	\$73,555.00	\$73,555.00	\$73,555.00

Employer Name/Worksite Address	Graph	Count	Mean Wage	Median Wage	Lowest Wage	Highest Wage
SHINKENSHA U.S.A. INC., 1600 HARRISON AVENUE, MAMARONECK, NY (https://www.google.com/maps/place/1600%20HARRISON%20AVENUE,MAMARONECK,NY)	Graph	1	\$73,555.00	\$73,555.00	\$73,555.00	\$73,555.00
Totals	Graph	1	\$73,555.00	\$73,555.00	\$73,555.00	\$73,555.00

Latitude: 40.957132 Longitude: -73.739239

Employer Name/Worksite Address	Graph	Count	Mean Wage	Median Wage	Lowest Wage	Highest Wage
FRENCH-AMERICAN SCHOOL OF NEW YORK, 145 NEW STREET, MAMARONECK, NY (https://www.google.com/maps/place/145%20NEW%20STREET,MAMARONECK,NY)	Graph	3	\$81,526.33	\$91,275.00	\$60,359.00	\$92,945.00
Totals	Graph	3	\$81,526.33	\$91,275.00	\$60,359.00	\$92,945.00

Latitude: 40.959625 Longitude: -73.737093

Employer Name/Employer Address	Graph	Count	Mean Wage	Median Wage	Lowest Wage	Highest Wage
PANORAMA PRODUCE SALES INC., 933 MAMARONECK AVENUE, MAMARONECK, NY (https://www.google.com/maps/place/933%20MAMARONECK%20AVENUE,MAMARONECK,NY)	Graph	1	\$100,000.00	\$100,000.00	\$100,000.00	\$100,000.00
Totals	Graph	1	\$100,000.00	\$100,000.00	\$100,000.00	\$100,000.00

Employer Name/Worksite Address	Graph	Count	Mean Wage	Median Wage	Lowest Wage	Highest Wage
PANORAMA PRODUCE SALES INC., 933 MAMARONECK AVENUE, MAMARONECK, NY (https://www.google.com/maps/place/933%20MAMARONECK%20AVENUE,MAMARONECK,NY)	Graph	1	\$100,000.00	\$100,000.00	\$100,000.00	\$100,000.00
Totals	Graph	1	\$100,000.00	\$100,000.00	\$100,000.00	\$100,000.00

Latitude: 40.964704 Longitude: -73.885459

Employer Name/Employer Address	Graph	Count	Mean Wage	Median Wage	Lowest Wage	Highest Wage
ST. JOHNS RIVERSIDE HOSPITAL, 967 NORTH BROADWAY, YONKERS, NY (https://www.google.com/maps/place/967%20NORTH%20BROADWAY,YONKERS,NY)	Graph	1	\$116,000.00	\$116,000.00	\$116,000.00	\$116,000.00
Totals	Graph	1	\$116,000.00	\$116,000.00	\$116,000.00	\$116,000.00

Employer Name/Worksite Address	Graph	Count	Mean Wage	Median Wage	Lowest Wage	Highest Wage
MONTEFIORE MEDICAL CENTER, 967 NORTH BROADWAY, YONKERS, NY (https://www.google.com/maps/place/967%20NORTH%20BROADWAY,YONKERS,NY)	Graph	3	\$77,933.33	\$58,900.00	\$58,900.00	\$116,000.00
Totals	Graph	3	\$77,933.33	\$58,900.00	\$58,900.00	\$116,000.00

Latitude: 40.967329 Longitude: -73.847111

Employer Name/Worksite Address	Graph	Count	Mean Wage	Median Wage	Lowest Wage	Highest Wage
--------------------------------	-------	-------	-----------	-------------	-------------	--------------

Employer Name/Worksite Address	Graph	Count	Mean Wage	Median Wage	Lowest Wage	Highest Wage
BELLE SCHOOL OF MUSIC, BELLE SCHOOL OF MUSIC, YONKERS, NY (https://www.google.com/maps/place/BELLE%20SCHOOL%20OF%20MUSIC,YONKERS,NY)	Graph	2	\$49,920.00	\$49,920.00	\$49,920.00	\$49,920.00
POP DISPLAYS USA, LLC, 555 TUCKAHOE ROAD, YONKERS, NY (https://www.google.com/maps/place/555%20TUCKAHOE%20ROAD,YONKERS,NY)	Graph	2	\$75,534.50	\$61,069.00	\$61,069.00	\$90,000.00
Totals	Graph	4	\$62,727.25	\$49,920.00	\$49,920.00	\$90,000.00

Latitude: 40.96906 Longitude: -73.823452

Employer Name/Employer Address	Graph	Count	Mean Wage	Median Wage	Lowest Wage	Highest Wage
ST VLADIMIR'S ORTHODOX THEOLOGICAL SEMINARY, 575 SCARSDALE ROAD, YONKERS, NY (https://www.google.com/maps/place/575%20SCARSDALE%20ROAD,YONKERS,NY)	Graph	1	\$65,291.00	\$65,291.00	\$65,291.00	\$65,291.00
Totals	Graph	1	\$65,291.00	\$65,291.00	\$65,291.00	\$65,291.00

Employer Name/Worksite Address	Graph	Count	Mean Wage	Median Wage	Lowest Wage	Highest Wage
ST VLADIMIR'S ORTHODOX THEOLOGICAL SEMINARY, 575 SCARSDALE RD, YONKERS, NY (https://www.google.com/maps/place/575%20SCARSDALE%20RD,YONKERS,NY)	Graph	1	\$65,291.00	\$65,291.00	\$65,291.00	\$65,291.00
Totals	Graph	1	\$65,291.00	\$65,291.00	\$65,291.00	\$65,291.00

Latitude: 40.969087 Longitude: -73.877346

Employer Name/Worksite Address	Graph	Count	Mean Wage	Median Wage	Lowest Wage	Highest Wage
MONTEFIORE MEDICAL CENTER, 200 CORPORATE DRIVE, YONKERS, NY (https://www.google.com/maps/place/200%20CORPORATE%20DRIVE,YONKERS,NY)	Graph	1	\$85,000.00	\$85,000.00	\$85,000.00	\$85,000.00
Totals	Graph	1	\$85,000.00	\$85,000.00	\$85,000.00	\$85,000.00

Latitude: 40.970167 Longitude: -72.181954

Employer Name/Employer Address	Graph	Count	Mean Wage	Median Wage	Lowest Wage
BATES & MASI ARCHITECTS LLC, 132 NORTH MAIN STREET, 2ND FLOOR, EAST HAMPTON, NY (https://www.google.com/maps/place/132%20NORTH%20MAIN%20STREET,%202ND%20FLOOR,EAST%20HAMPTON,NY)	Graph	1	\$56,000.00	\$56,000.00	\$56,000.00
Totals	Graph	1	\$56,000.00	\$56,000.00	\$56,000.00

Employer Name/Worksite Address	Graph	Count	Mean Wage	Median Wage	Lowest Wage
BATES & MASI ARCHITECTS LLC, 132 NORTH MAIN STREET, 2ND FLOOR, EAST HAMPTON, NY (https://www.google.com/maps/place/132%20NORTH%20MAIN%20STREET,%202ND%20FLOOR,EAST%20HAMPTON,NY)	Graph	1	\$56,000.00	\$56,000.00	\$56,000.00
Totals	Graph	1	\$56,000.00	\$56,000.00	\$56,000.00

Latitude: 40.970383 Longitude: -72.240731

Employer Name/Employer Address	Graph	Count	Mean Wage	Median Wage	Lowest Wage	Highest Wage
ROSS INSTITUTE D/B/A THE ROSS SCHOOL, 18 GOODFRIEND DRIVE, EAST HAMPTON, NY (https://www.google.com/maps/place/18%20GOODFRIEND%20DRIVE,EAST%20HAMPTON,NY)	Graph	6	\$61,810.67	\$50,000.00	\$45,864.00	\$90,000.00
Totals	Graph	6	\$61,810.67	\$50,000.00	\$45,864.00	\$90,000.00

Employer Name/Worksite Address	Graph	Count	Mean Wage	Median Wage	Lowest Wage	Highest Wage
--------------------------------	-------	-------	-----------	-------------	-------------	--------------

Employer Name/Worksite Address	Graph	Count	Mean Wage	Median Wage	Lowest Wage	Highest Wage
ROSS INSTITUTE D/B/A THE ROSS SCHOOL, 18 GOODFRIEND DRIVE, EAST HAMPTON, NY (https://www.google.com/maps/place/18%20GOODFRIEND%20DRIVE,EAST%20HAMPTON,NY)	Graph	6	\$61,810.67	\$50,000.00	\$45,864.00	\$90,000.00
Totals	Graph	6	\$61,810.67	\$50,000.00	\$45,864.00	\$90,000.00

Latitude: 40.970436 Longitude: -73.879183

Employer Name/Worksite Address	Graph	Count	Mean Wage	Median Wage	Lowest Wage	Highest Wage
MONTEFIORE MEDICAL CENTER, 100 CORPORATE BLVD., YONKERS, NY (https://www.google.com/maps/place/100%20CORPORATE%20BLVD.,YONKERS,NY)	Graph	1	\$68,000.00	\$68,000.00	\$68,000.00	\$68,000.00
Totals	Graph	1	\$68,000.00	\$68,000.00	\$68,000.00	\$68,000.00

Latitude: 40.970479 Longitude: -73.877202

Employer Name/Worksite Address	Graph	Count	Mean Wage	Median Wage	Lowest Wage	Highest Wage
MONTEFIORE MEDICAL CENTER, 200 CORPORATE BOULEVARD SOUTH, YONKERS, NY (https://www.google.com/maps/place/200%20CORPORATE%20BOULEVARD%20SOUTH,YONKERS,NY)	Graph	4	\$87,500.00	\$95,000.00	\$65,000.00	\$95,000.00
Totals	Graph	4	\$87,500.00	\$95,000.00	\$65,000.00	\$95,000.00

Latitude: 40.971323 Longitude: -73.888321

Employer Name/Employer Address	Graph	Count	Mean Wage	Median Wage	Lowest Wage	Highest Wage
MONTEFIORE INFORMATION TECHNOLOGY, LLC, 3 ODELL PLAZA, YONKERS, NY (https://www.google.com/maps/place/3%20ODELL%20PLAZA,YONKERS,NY)	Graph	1	\$102,888.03	\$102,888.03	\$102,888.03	\$102,888.03
MONTEFIORE INFORMATION TECHNOLOGY, 3 ODELL PLAZA, YONKERS, NY (https://www.google.com/maps/place/3%20ODELL%20PLAZA,YONKERS,NY)	Graph	2	\$116,500.00	\$116,000.00	\$116,000.00	\$117,000.00
MONTEFIORE INFORMATION TECHNOLOGY LLC, 3 ODELL PLAZA, YONKERS, NY (https://www.google.com/maps/place/3%20ODELL%20PLAZA,YONKERS,NY)	Graph	4	\$107,500.00	\$100,000.00	\$90,000.00	\$120,000.00
Totals	Graph	7	\$109,412.58	\$116,000.00	\$90,000.00	\$120,000.00

Employer Name/Worksite Address	Graph	Count	Mean Wage	Median Wage	Lowest Wage	Highest Wage
MONTEFIORE INFORMATION TECHNOLOGY, 3 ODELL PLAZA, YONKERS, NY (https://www.google.com/maps/place/3%20ODELL%20PLAZA,YONKERS,NY)	Graph	6	\$105,981.34	\$102,888.03	\$87,000.00	\$120,000.00
Totals	Graph	6	\$105,981.34	\$102,888.03	\$87,000.00	\$120,000.00

Latitude: 40.971326 Longitude: -73.88209

Employer Name/Employer Address	Graph	Count	Mean Wage	Median Wage	Lowest Wage	Highest Wage
VIOLIFE, LLC, ONE EXECUTIVE BOULEVARD, YONKERS, NY (https://www.google.com/maps/place/ONE%20EXECUTIVE%20BOULEVARD,YONKERS,NY)	Graph	1	\$60,000.00	\$60,000.00	\$60,000.00	\$60,000.00
Totals	Graph	1	\$60,000.00	\$60,000.00	\$60,000.00	\$60,000.00

Employer Name/Worksite Address	Graph	Count	Mean Wage	Median Wage	Lowest Wage	Highest Wage
VIOLIFE, LLC, ONE EXECUTIVE BOULEVARD, YONKERS, NY (https://www.google.com/maps/place/ONE%20EXECUTIVE%20BOULEVARD,YONKERS,NY)	Graph	1	\$60,000.00	\$60,000.00	\$60,000.00	\$60,000.00
Totals	Graph	1	\$60,000.00	\$60,000.00	\$60,000.00	\$60,000.00

Latitude: 40.971357 Longitude: -73.888436

Employer Name/Employer Address	Graph	Count	Mean Wage	Median Wage	Lowest Wage	Highest Wage
ECKER WINDOW CORPORATION, ONE ODELL PLAZA, YONKERS, NY (https://www.google.com/maps/place/ONE%20ODELL%20PLAZA,YONKERS,NY)	Graph	1	\$75,000.00	\$75,000.00	\$75,000.00	\$75,000.00
Totals	Graph	1	\$75,000.00	\$75,000.00	\$75,000.00	\$75,000.00

Employer Name/Worksite Address	Graph	Count	Mean Wage	Median Wage	Lowest Wage	Highest Wage
ECKER WINDOW CORPORATION, ONE ODELL PLAZA, YONKERS, NY (https://www.google.com/maps/place/ONE%20ODELL%20PLAZA,YONKERS,NY)	Graph	1	\$75,000.00	\$75,000.00	\$75,000.00	\$75,000.00
Totals	Graph	1	\$75,000.00	\$75,000.00	\$75,000.00	\$75,000.00

Latitude: 40.971495 Longitude: -73.886339

Employer Name/Worksite Address	Graph	Count	Mean Wage	Median Wage	Lowest Wage	Highest Wage
GRANDISON MANAGEMENT, INC., 120 ODELL AVENUE, YONKERS, NY (https://www.google.com/maps/place/120%20ODELL%20AVENUE,YONKERS,NY)	Graph	20	\$65,748.80	\$65,748.80	\$65,748.80	\$65,748.80
Totals	Graph	20	\$65,748.80	\$65,748.80	\$65,748.80	\$65,748.80

Latitude: 40.971562 Longitude: -73.720607

Employer Name/Worksite Address	Graph	Count	Mean Wage	Median Wage	Lowest Wage	Highest Wage
INFORMATICA LLC, 106 ROCKWELL ST, HARRISON, NY (https://www.google.com/maps/place/106%20ROCKWELL%20ST,HARRISON,NY)	Graph	5	\$114,920.00	\$114,920.00	\$114,920.00	\$114,920.00
Totals	Graph	5	\$114,920.00	\$114,920.00	\$114,920.00	\$114,920.00

Latitude: 40.972469 Longitude: -73.700847

Employer Name/Employer Address	Graph	Count	Mean Wage	Median Wage	Lowest Wage	Highest Wage
GAMCO INVESTORS, INC., ONE CORPORATE CENTER, RYE, NY (https://www.google.com/maps/place/ONE%20CORPORATE%20CENTER,RYE,NY)	Graph	1	\$95,500.00	\$95,500.00	\$95,500.00	\$95,500.00
Totals	Graph	1	\$95,500.00	\$95,500.00	\$95,500.00	\$95,500.00

Employer Name/Worksite Address	Graph	Count	Mean Wage	Median Wage	Lowest Wage	Highest Wage
GAMCO INVESTORS, INC., ONE CORPORATE CENTER, RYE, NY (https://www.google.com/maps/place/ONE%20CORPORATE%20CENTER,RYE,NY)	Graph	1	\$95,500.00	\$95,500.00	\$95,500.00	\$95,500.00
Totals	Graph	1	\$95,500.00	\$95,500.00	\$95,500.00	\$95,500.00

Latitude: 40.972611 Longitude: -73.880178

Employer Name/Worksite Address	Graph	Count	Mean Wage	Median Wage	Lowest Wage	Highest Wage
AIM BIG INC, 6 EXECUTIVE PLAZA, YONKERS, NY (https://www.google.com/maps/place/6%20EXECUTIVE%20PLAZA,YONKERS,NY)	Graph	1	\$70,220.80	\$70,220.80	\$70,220.80	\$70,220.80
AIM BIG INC, 6 EXECUTIVE PLZ, YONKERS, NY (https://www.google.com/maps/place/6%20EXECUTIVE%20PLZ,YONKERS,NY)	Graph	1	\$92,768.00	\$92,768.00	\$92,768.00	\$92,768.00
MONTEFIORE INFORMATION TECHNOLOGY, 6 EXECUTIVE BOULEVARD, YONKERS, NY (https://www.google.com/maps/place/6%20EXECUTIVE%20BOULEVARD,YONKERS,NY)	Graph	1	\$117,000.00	\$117,000.00	\$117,000.00	\$117,000.00
GLOBAL TECHNICAL SOFTWARE SERVICES, INC., 4 EXECUTIVE PLAZA, YONKERS, NY (https://www.google.com/maps/place/4%20EXECUTIVE%20PLAZA,YONKERS,NY)	Graph	2	\$92,432.00	\$84,864.00	\$84,864.00	\$100,000.00
Totals	Graph	5	\$92,970.56	\$92,768.00	\$70,220.80	\$117,000.00

Latitude: 40.972852 Longitude: -73.87219

Employer Name/Employer Address	Graph	Count	Mean Wage	Median Wage	Lowest Wage	Highest Wage
CONSUMER REPORTS, INC., 101 TRUMAN AVENUE, YONKERS, NY (https://www.google.com/maps/place/101%20TRUMAN%20AVENUE,YONKERS,NY)	Graph	1	\$99,929.80	\$99,929.80	\$99,929.80	\$99,929.80
Totals	Graph	1	\$99,929.80	\$99,929.80	\$99,929.80	\$99,929.80

Employer Name/Worksite Address	Graph	Count	Mean Wage	Median Wage	Lowest Wage	Highest Wage
RELIANT VISION GROUP, INC., 101 TRUMAN AVENUE, YONKERS, NY (https://www.google.com/maps/place/101%20TRUMAN%20AVENUE,YONKERS,NY)	Graph	13	\$76,302.29	\$75,000.00	\$71,000.00	\$99,929.80
Totals	Graph	13	\$76,302.29	\$75,000.00	\$71,000.00	\$99,929.80

Latitude: 40.973115 Longitude: -73.70276

Employer Name/Employer Address	Graph	Count	Mean Wage	Median Wage	Lowest Wage	Highest Wage
GREENBRIAR EQUITY GROUP, LLC, 555 THEODORE FREMD AVENUE, RYE, NY (https://www.google.com/maps/place/555%20THEODORE%20FREMD%20AVENUE,RYE,NY)	Graph	1	\$105,000.00	\$105,000.00	\$105,000.00	\$105,000.00
Totals	Graph	1	\$105,000.00	\$105,000.00	\$105,000.00	\$105,000.00

Employer Name/Worksite Address	Graph	Count	Mean Wage	Median Wage	Lowest Wage	Highest Wage
GENESCO SPORTS ENTERPRISES INC, 555 THEODORE FREMD AVENUE, RYE, NY (https://www.google.com/maps/place/555%20THEODORE%20FREMD%20AVENUE,RYE,NY)	Graph	2	\$76,250.00	\$47,500.00	\$47,500.00	\$105,000.00
Totals	Graph	2	\$76,250.00	\$47,500.00	\$47,500.00	\$105,000.00

Latitude: 40.973363 Longitude: -73.699569

Employer Name/Worksite Address	Graph	Count	Mean Wage	Median Wage	Lowest Wage	Highest Wage
THE EXECU SEARCH GROUP LLC, 101 THEALL RD., RYE, NY (https://www.google.com/maps/place/101%20THEALL%20RD.,RYE,NY)	Graph	1	\$87,880.00	\$87,880.00	\$87,880.00	\$87,880.00
Totals	Graph	1	\$87,880.00	\$87,880.00	\$87,880.00	\$87,880.00

Latitude: 40.973977 Longitude: -73.780453

Employer Name/Worksite Address	Graph	Count	Mean Wage	Median Wage	Lowest Wage	Highest Wage
EDURE IT, LLC, 252 DAISY FARMS, SCARSDALE, NY (https://www.google.com/maps/place/252%20DAISY%20FARMS,SCARSDALE,NY)	Graph	1	\$38,854.40	\$38,854.40	\$38,854.40	\$38,854.40
Totals	Graph	1	\$38,854.40	\$38,854.40	\$38,854.40	\$38,854.40

Latitude: 40.974274 Longitude: -73.803299

Employer Name/Worksite Address	Graph	Count	Mean Wage	Median Wage	Lowest Wage	Highest Wage
GAKKYUSHA U.S.A. CO., LTD., 747 WHITE PLAINS ROAD, SCARSDALE, NY (https://www.google.com/maps/place/747%20WHITE%20PLAINS%20ROAD,SCARSDALE,NY)	Graph	1	\$35,000.00	\$35,000.00	\$35,000.00	\$35,000.00
Totals	Graph	1	\$35,000.00	\$35,000.00	\$35,000.00	\$35,000.00

Latitude: 40.974747 Longitude: -73.74261

Employer Name/Employer Address	Graph	Count	Mean Wage	Median Wage	Lowest Wage	Highest Wage
LOWER HUDSON REGIONAL INFORMATION CENTER- SWBOCES, 450 MAMARONECK AVE, HARRISON, NY (https://www.google.com/maps/place/450%20MAMARONECK%20AVE,HARRISON,NY)	Graph	1	\$87,500.00	\$87,500.00	\$87,500.00	\$87,500.00
Totals	Graph	1	\$87,500.00	\$87,500.00	\$87,500.00	\$87,500.00

Employer Name/Worksite Address	Graph	Count	Mean Wage	Median Wage	Lowest Wage	Highest Wage
AIT GLOBAL, INC, 440 MAMARONECK AVE, 3RD FLOOR, HARRISON, NY (https://www.google.com/maps/place/440%20MAMARONECK%20AVE,%203RD%20FLOOR,HARRISON,NY)	Graph	1	\$77,000.00	\$77,000.00	\$77,000.00	\$77,000.00
LOWER HUDSON REGIONAL INFORMATION CENTER- SWBOCES, 450 MAMARONECK AVENUE, HARRISON, NY (https://www.google.com/maps/place/450%20MAMARONECK%20AVENUE,HARRISON,NY)	Graph	1	\$87,500.00	\$87,500.00	\$87,500.00	\$87,500.00
TECHLIGENT SYSTEMS INC., 440 MAMARONECK AVE., HARRISON, NY (https://www.google.com/maps/place/440%20MAMARONECK%20AVE.,HARRISON,NY)	Graph	2	\$68,280.00	\$66,560.00	\$66,560.00	\$70,000.00
AUOPRO SYSTEMS, INC, MONEY SERVICES, INC, HARRISON, NY (https://www.google.com/maps/place/MONEY%20SERVICES,%20INC,HARRISON,NY)	Graph	3	\$79,000.00	\$75,000.00	\$75,000.00	\$87,000.00
IMETRIS CORPORATION, 440 MAMARONECK AVENUE, HARRISON, NY (https://www.google.com/maps/place/440%20MAMARONECK%20AVENUE,HARRISON,NY)	Graph	7	\$67,042.14	\$60,000.00	\$53,165.00	\$111,405.00
NATSOFT CORPORATION, 440 MAMARONECK AVE, HARRISON, NY (https://www.google.com/maps/place/440%20MAMARONECK%20AVE,HARRISON,NY)	Graph	17	\$75,886.47	\$72,000.00	\$55,910.00	\$99,000.00
Totals	Graph	31	\$74,110.48	\$70,000.00	\$53,165.00	\$111,405.00

Latitude: 40.974835 Longitude: -73.736862

Employer Name/Worksite Address	Graph	Count	Mean Wage	Median Wage	Lowest Wage	Highest Wage
ASTIR IT SOLUTIONS INC, 440 MAMARONECK AVE, HARRISON, NY (https://www.google.com/maps/place/440%20MAMARONECK%20AVE,HARRISON,NY)	Graph	1	\$76,000.00	\$76,000.00	\$76,000.00	\$76,000.00
Totals	Graph	1	\$76,000.00	\$76,000.00	\$76,000.00	\$76,000.00

Latitude: 40.974939 Longitude: -73.742622

Employer Name/Worksite Address	Graph	Count	Mean Wage	Median Wage	Lowest Wage	Highest Wage
ASTIR IT SOLUTIONS INC., 440 MAMARONECK, HARRISON, NY (https://www.google.com/maps/place/440%20MAMARONECK,HARRISON,NY)	Graph	3	\$81,790.00	\$84,500.00	\$76,000.00	\$84,870.00
Totals	Graph	3	\$81,790.00	\$84,500.00	\$76,000.00	\$84,870.00

Latitude: 40.975542 Longitude: -73.699192

Employer Name/Employer Address	Graph	Count	Mean Wage	Median Wage	Lowest Wage	Highest Wage
DUNES POINT CAPITAL, LLC, 411 THEODORE FREMD AVENUE, RYE, NY (https://www.google.com/maps/place/411%20THEODORE%20FREMD%20AVENUE,RYE,NY)	Graph	1	\$76,171.00	\$76,171.00	\$76,171.00	\$76,171.00
Totals	Graph	1	\$76,171.00	\$76,171.00	\$76,171.00	\$76,171.00

Employer Name/Worksite Address	Graph	Count	Mean Wage	Median Wage	Lowest Wage	Highest Wage
DUNES POINT CAPITAL, LLC, 411 THEODORE FREMD AVENUE, RYE, NY (https://www.google.com/maps/place/411%20THEODORE%20FREMD%20AVENUE,RYE,NY)	Graph	1	\$76,171.00	\$76,171.00	\$76,171.00	\$76,171.00
TORANA INC, 411 THEODORE FREMD AVE, RYE, NY (https://www.google.com/maps/place/411%20THEODORE%20FREMD%20AVE,RYE,NY)	Graph	1	\$110,000.00	\$110,000.00	\$110,000.00	\$110,000.00
Totals	Graph	2	\$93,085.50	\$76,171.00	\$76,171.00	\$110,000.00

Latitude: 40.977662 Longitude: -73.806102

Employer Name/Worksite Address	Graph	Count	Mean Wage	Median Wage	Lowest Wage	Highest Wage
LEXICON HOSPITALITY LLC, 111 BROOK ST., SCARSDALE, NY (https://www.google.com/maps/place/111%20BROOK%20ST.,SCARSDALE,NY)	Graph	1	\$55,765.00	\$55,765.00	\$55,765.00	\$55,765.00
Totals	Graph	1	\$55,765.00	\$55,765.00	\$55,765.00	\$55,765.00

Latitude: 40.978355 Longitude: -73.722944

Employer Name/Worksite Address	Graph	Count	Mean Wage	Median Wage	Lowest Wage	Highest Wage
FRIENDLY CONSULTANTS INC., TRANSAMERICA, HARRISON, NY (https://www.google.com/maps/place/TRANSAMERICA,HARRISON,NY)	Graph	2	\$62,406.50	\$60,000.00	\$60,000.00	\$64,813.00
Totals	Graph	2	\$62,406.50	\$60,000.00	\$60,000.00	\$64,813.00

Latitude: 40.97863 Longitude: -73.684787

Employer Name/Worksite Address	Graph	Count	Mean Wage	Median Wage	Lowest Wage	Highest Wage
CLINPHARMA CONSULTING GLOBAL GROUP, LLC, AVON PRODUCTS, INC., RYE, NY (https://www.google.com/maps/place/AVON%20PRODUCTS,%20INC.,RYE,NY)	Graph	2	\$99,264.00	\$56,000.00	\$56,000.00	\$142,528.00
Totals	Graph	2	\$99,264.00	\$56,000.00	\$56,000.00	\$142,528.00

Latitude: 40.978965 Longitude: -73.693087

Employer Name/Worksite Address	Graph	Count	Mean Wage	Median Wage	Lowest Wage	Highest Wage
MITCHELL/MARTIN, INC., AVON USA, RYE, NY (https://www.google.com/maps/place/AVON%20USA,RYE,NY)	Graph	1	\$124,987.00	\$124,987.00	\$124,987.00	\$124,987.00
NEW AVON LLC, NEW AVON LLC, RYE, NY (https://www.google.com/maps/place/NEW%20AVON%20LLC,RYE,NY)	Graph	2	\$120,000.00	\$115,000.00	\$115,000.00	\$125,000.00
AVON PRODUCTS, INC., AVON PRODUCTS, INC., RYE, NY (https://www.google.com/maps/place/AVON%20PRODUCTS,%20INC.,RYE,NY)	Graph	4	\$121,914.00	\$123,038.00	\$92,000.00	\$147,164.00
Totals	Graph	7	\$121,806.14	\$124,987.00	\$92,000.00	\$147,164.00

Latitude: 40.980233 Longitude: -73.743197

Employer Name/Employer Address	Graph	Count	Mean Wage	Median Wage	Lowest Wage	Highest Wage
COKINETIC SYSTEMS CORP, 500 MAMARONECK AVENUE, HARRISON, NY (https://www.google.com/maps/place/500%20MAMARONECK%20AVENUE,HARRISON,NY)	Graph	2	\$120,000.00	\$120,000.00	\$120,000.00	\$120,000.00
Totals	Graph	2	\$120,000.00	\$120,000.00	\$120,000.00	\$120,000.00

Employer Name/Worksite Address	Graph	Count	Mean Wage	Median Wage	Lowest Wage	Highest Wage
KBM GROUP LLC, 500 MAMARONECK AVENUE, HARRISON, NY (https://www.google.com/maps/place/500%20MAMARONECK%20AVENUE,HARRISON,NY)	Graph	3	\$100,000.00	\$120,000.00	\$60,000.00	\$120,000.00
Totals	Graph	3	\$100,000.00	\$120,000.00	\$60,000.00	\$120,000.00

Latitude: 40.980599 Longitude: -73.689791

Employer Name/Worksite Address	Graph	Count	Mean Wage	Median Wage	Lowest Wage	Highest Wage
PRIMESOFT, INC, 178 THEODORE FREMD AVENUE, RYE, NY (https://www.google.com/maps/place/178%20THEODORE%20FREMD%20AVENUE,RYE,NY)	Graph	2	\$85,500.00	\$85,000.00	\$85,000.00	\$86,000.00
Totals	Graph	2	\$85,500.00	\$85,000.00	\$85,000.00	\$86,000.00

Latitude: 40.980846 Longitude: -73.738421

Employer Name/Worksite Address	Graph	Count	Mean Wage	Median Wage	Lowest Wage	Highest Wage
KBM GROUP LLC, 500 MAMARONEK AVENUE, HARRISON, NY (https://www.google.com/maps/place/500%20MAMARONEK%20AVENUE,HARRISON,NY)	Graph	1	\$60,000.00	\$60,000.00	\$60,000.00	\$60,000.00
Totals	Graph	1	\$60,000.00	\$60,000.00	\$60,000.00	\$60,000.00

Latitude: 40.982609 Longitude: -73.68794

Employer Name/Worksite Address	Graph	Count	Mean Wage	Median Wage	Lowest Wage	Highest Wage
ASSIDUOUS INVESTMENTS LLC, 80 THEODORE FREMD AVENUE, RYE, NY (https://www.google.com/maps/place/80%20THEODORE%20FREMD%20AVENUE,RYE,NY)	Graph	1	\$115,000.00	\$115,000.00	\$115,000.00	\$115,000.00
Totals	Graph	1	\$115,000.00	\$115,000.00	\$115,000.00	\$115,000.00

Latitude: 40.984859 Longitude: -73.674784

Employer Name/Worksite Address	Graph	Count	Mean Wage	Median Wage	Lowest Wage	Highest Wage
INFOSYS LIMITED, 1 AVON PLZ, RYE, NY (https://www.google.com/maps/place/1%20AVON%20PLZ,RYE,NY)	Graph	71	\$85,379.10	\$84,864.00	\$68,470.00	\$120,165.00
Totals	Graph	71	\$85,379.10	\$84,864.00	\$68,470.00	\$120,165.00

Latitude: 40.984889 Longitude: -73.691494

Employer Name/Employer Address	Graph	Count	Mean Wage	Median Wage	Lowest Wage	Highest Wage
THE APAWAMIS CLUB, 2 CLUB ROAD, RYE, NY (https://www.google.com/maps/place/2%20CLUB%20ROAD,RYE,NY)	Graph	1	\$109,241.60	\$109,241.60	\$109,241.60	\$109,241.60
Totals	Graph	1	\$109,241.60	\$109,241.60	\$109,241.60	\$109,241.60

Employer Name/Worksite Address	Graph	Count	Mean Wage	Median Wage	Lowest Wage	Highest Wage
THE APAWAMIS CLUB, 2 CLUB ROAD, RYE, NY (https://www.google.com/maps/place/2%20CLUB%20ROAD,RYE,NY)	Graph	1	\$109,241.60	\$109,241.60	\$109,241.60	\$109,241.60
Totals	Graph	1	\$109,241.60	\$109,241.60	\$109,241.60	\$109,241.60

Latitude: 40.985206 Longitude: -73.674497

Employer Name/Employer Address	Graph	Count	Mean Wage	Median Wage	Lowest Wage	Highest Wage
AVON PRODUCTS, INC., 601 MIDLAND AVENUE, RYE, NY (https://www.google.com/maps/place/601%20MIDLAND%20AVENUE,RYE,NY)	Graph	7	\$122,335.86	\$123,038.00	\$92,000.00	\$147,164.00
Totals	Graph	7	\$122,335.86	\$123,038.00	\$92,000.00	\$147,164.00

Employer Name/Worksite Address	Graph	Count	Mean Wage	Median Wage	Lowest Wage	Highest Wage
INFOSYS LIMITED, 601 MIDLAND AVE, RYE, NY (https://www.google.com/maps/place/601%20MIDLAND%20AVE,RYE,NY)	Graph	24	\$89,125.88	\$84,864.00	\$69,807.00	\$130,000.00
Totals	Graph	24	\$89,125.88	\$84,864.00	\$69,807.00	\$130,000.00

Latitude: 40.987165 Longitude: -73.83663

Employer Name/Worksite Address	Graph	Count	Mean Wage	Median Wage	Lowest Wage	Highest Wage
GRANDISON MANAGEMENT, INC., 77 JACKSON AVENUE, SCARDALE, NY (https://www.google.com/maps/place/77%20JACKSON%20AVENUE,SCARDALE,NY)	Graph	10	\$65,748.80	\$65,748.80	\$65,748.80	\$65,748.80
GRANDISON MANAGEMENT, INC., 77 JACKSON AVENUE, SCARSDALE, NY (https://www.google.com/maps/place/77%20JACKSON%20AVENUE,SCARSDALE,NY)	Graph	10	\$65,748.80	\$65,748.80	\$65,748.80	\$65,748.80
Totals	Graph	20	\$65,748.80	\$65,748.80	\$65,748.80	\$65,748.80

Latitude: 40.988295 Longitude: -73.807449

Employer Name/Employer Address	Graph	Count	Mean Wage	Median Wage	Lowest Wage	Highest Wage
MMA PAN ASIA FUND I MANAGEMENT, LLC, 2 OVERHILL ROAD, SUITE 320, SCARSDALE, NY (https://www.google.com/maps/place/2%20OVERHILL%20ROAD,%20SUITE%20320,SCARSDALE,NY)	Graph	1	\$84,000.00	\$84,000.00	\$84,000.00	\$84,000.00
Totals	Graph	1	\$84,000.00	\$84,000.00	\$84,000.00	\$84,000.00

Employer Name/Worksite Address	Graph	Count	Mean Wage	Median Wage	Lowest Wage	Highest Wage
MMA PAN ASIA FUND I MANAGEMENT, LLC, 2 OVERHILL ROAD, SUITE 320, SCARSDALE, NY (https://www.google.com/maps/place/2%20OVERHILL%20ROAD,%20SUITE%20320,SCARSDALE,NY)	Graph	1	\$84,000.00	\$84,000.00	\$84,000.00	\$84,000.00
Totals	Graph	1	\$84,000.00	\$84,000.00	\$84,000.00	\$84,000.00

Latitude: 40.989633 Longitude: -72.554757

Employer Name/Employer Address	Graph	Count	Mean Wage	Median Wage	Lowest Wage	Highest Wage
PREMIUM WINE GROUP, LLC, 35 COX NECK ROAD, MATTITUCK, NY (https://www.google.com/maps/place/35%20COX%20NECK%20ROAD,MATTITUCK,NY)	Graph	1	\$64,584.00	\$64,584.00	\$64,584.00	\$64,584.00
Totals	Graph	1	\$64,584.00	\$64,584.00	\$64,584.00	\$64,584.00

Employer Name/Worksite Address	Graph	Count	Mean Wage	Median Wage	Lowest Wage	Highest Wage
PREMIUM WINE GROUP, LLC, 35 COX NECK ROAD, MATTITUCK, NY (https://www.google.com/maps/place/35%20COX%20NECK%20ROAD,MATTITUCK,NY)	Graph	1	\$64,584.00	\$64,584.00	\$64,584.00	\$64,584.00
Totals	Graph	1	\$64,584.00	\$64,584.00	\$64,584.00	\$64,584.00

Latitude: 40.991373 Longitude: -73.746023

Employer Name/Employer Address	Graph	Count	Mean Wage	Median Wage	Lowest Wage	Highest Wage
ORTHONET LLC, 1311 MAMARONECK AVENUE, WHITE PLAINS, NY (https://www.google.com/maps/place/1311%20MAMARONECK%20AVENUE,WHITE%20PLAINS,NY)	Graph	1	\$108,992.00	\$108,992.00	\$108,992.00	\$108,992.00
ORTHONET, HOLDINGS, 1311 MAMARONECK AVENUE, WHITE PLAINS, NY (https://www.google.com/maps/place/1311%20MAMARONECK%20AVENUE,WHITE%20PLAINS,NY)	Graph	1	\$108,992.00	\$108,992.00	\$108,992.00	\$108,992.00
Totals	Graph	2	\$108,992.00	\$108,992.00	\$108,992.00	\$108,992.00

Employer Name/Worksite Address	Graph	Count	Mean Wage	Median Wage	Lowest Wage	Highest Wage
ORTHONET, HOLDINGS, 1311 MAMARONECK AVENUE, WHITE PLAINS, NY (https://www.google.com/maps/place/1311%20MAMARONECK%20AVENUE,WHITE%20PLAINS,NY)	Graph	2	\$108,992.00	\$108,992.00	\$108,992.00	\$108,992.00
Totals	Graph	2	\$108,992.00	\$108,992.00	\$108,992.00	\$108,992.00

Latitude: 40.997738 Longitude: -73.820015

Employer Name/Employer Address	Graph	Count	Mean Wage	Median Wage	Lowest Wage	Highest Wage
DIACONIA SOLUTIONS LLC, 15 ARGYLE ROAD, SCARSDALE, NY (https://www.google.com/maps/place/15%20ARGYLE%20ROAD,SCARSDALE,NY)	Graph	2	\$56,794.50	\$47,840.00	\$47,840.00	\$65,749.00
Totals	Graph	2	\$56,794.50	\$47,840.00	\$47,840.00	\$65,749.00

Employer Name/Worksite Address	Graph	Count	Mean Wage	Median Wage	Lowest Wage	Highest Wage
DIACONIA SOLUTIONS LLC, 15 ARGYLE ROAD, SCARSDALE, NY (https://www.google.com/maps/place/15%20ARGYLE%20ROAD,SCARSDALE,NY)	Graph	2	\$56,794.50	\$47,840.00	\$47,840.00	\$65,749.00
Totals	Graph	2	\$56,794.50	\$47,840.00	\$47,840.00	\$65,749.00

Latitude: 40.998419 Longitude: -73.675343

Employer Name/Worksite Address	Graph	Count	Mean Wage	Median Wage	Lowest Wage	Highest Wage
EDGEWOOD CONTRACTING CORP, 236 SOUTH REGENTS ST, PORT CHESTER, NY (https://www.google.com/maps/place/236%20SOUTH%20REGENTS%20ST,PORT%20CHESTER,NY)	Graph	1	\$49,920.00	\$49,920.00	\$49,920.00	\$49,920.00
Totals	Graph	1	\$49,920.00	\$49,920.00	\$49,920.00	\$49,920.00

Latitude: 40.998682 Longitude: -73.667746

Employer Name/Employer Address	Graph	Count	Mean Wage	Median Wage	Lowest Wage	Highest Wage
SERVICE UNLIMITED, 131 PEARL STREET, PORT CHESTER, NY (https://www.google.com/maps/place/131%20PEARL%20STREET,PORT%20CHESTER,NY)	Graph	1	\$80,000.00	\$80,000.00	\$80,000.00	\$80,000.00
Totals	Graph	1	\$80,000.00	\$80,000.00	\$80,000.00	\$80,000.00

Employer Name/Worksite Address	Graph	Count	Mean Wage	Median Wage	Lowest Wage	Highest Wage
SERVICE UNLIMITED, 131 PEARL STREET, PORT CHESTER, NY (https://www.google.com/maps/place/131%20PEARL%20STREET,PORT%20CHESTER,NY)	Graph	1	\$80,000.00	\$80,000.00	\$80,000.00	\$80,000.00
Totals	Graph	1	\$80,000.00	\$80,000.00	\$80,000.00	\$80,000.00

Latitude: 40.999609 Longitude: -72.280573

Employer Name/Employer Address	Graph	Count	Mean Wage	Median Wage	Lowest Wage	Highest Wage
SUMMERHILL LANDSCAPES INC, 6 SHAW ROAD, SAG HARBOR, NY (https://www.google.com/maps/place/6%20SHAW%20ROAD,SAG%20HARBOR,NY)	Graph	2	\$58,510.50	\$52,021.00	\$52,021.00	\$65,000.00
Totals	Graph	2	\$58,510.50	\$52,021.00	\$52,021.00	\$65,000.00

Employer Name/Worksite Address	Graph	Count	Mean Wage	Median Wage	Lowest Wage	Highest Wage
SUMMERHILL LANDSCAPES INC, 6 SHAW ROAD, SAG HARBOR, NY (https://www.google.com/maps/place/6%20SHAW%20ROAD,SAG%20HARBOR,NY)	Graph	2	\$58,510.50	\$52,021.00	\$52,021.00	\$65,000.00
Totals	Graph	2	\$58,510.50	\$52,021.00	\$52,021.00	\$65,000.00

Latitude: 41.000864 Longitude: -73.763208

Employer Name/Employer Address	Graph	Count	Mean Wage	Median Wage	Lowest Wage	Highest Wage
FENWAY GOLF CLUB INC., 384 OLD MAMARONECK ROAD, WHITE PLAINS, NY (https://www.google.com/maps/place/384%20OLD%20MAMARONECK%20ROAD,WHITE%20PLAINS,NY)	Graph	1	\$39,000.00	\$39,000.00	\$39,000.00	\$39,000.00

Employer Name/Employer Address	Graph	Count	Mean Wage	Median Wage	Lowest Wage	Highest Wage
Totals	Graph	1	\$39,000.00	\$39,000.00	\$39,000.00	\$39,000.00

Employer Name/Worksite Address	Graph	Count	Mean Wage	Median Wage	Lowest Wage	Highest Wage
FENWAY GOLF CLUB INC., 384 OLD MAMARONECK ROAD, WHITE PLAINS, NY (https://www.google.com/maps/place/384%20OLD%20MAMARONECK%20ROAD,WHITE%20PLAINS,NY)	Graph	1	\$39,000.00	\$39,000.00	\$39,000.00	\$39,000.00
Totals	Graph	1	\$39,000.00	\$39,000.00	\$39,000.00	\$39,000.00

Latitude: 41.002004 Longitude: -73.85394

Employer Name/Worksite Address	Graph	Count	Mean Wage	Median Wage	Lowest Wage	Highest Wage
CLINTUIT INC, 420 SAW MILL RIVER RD., ARDSLEY, NY (https://www.google.com/maps/place/420%20SAW%20MILL%20RIVER%20RD.,ARDSLEY,NY)	Graph	1	\$60,000.00	\$60,000.00	\$60,000.00	\$60,000.00
LIQUIDHUB, INC., 420 SAW MILL RIVER ROAD, ARDSLEY, NY (https://www.google.com/maps/place/420%20SAW%20MILL%20RIVER%20ROAD,ARDSLEY,NY)	Graph	2	\$68,745.50	\$57,491.00	\$57,491.00	\$80,000.00
SQL DATA SOLUTIONS INC, 420 SAW MILL RIVER RD, ARDSLEY, NY (https://www.google.com/maps/place/420%20SAW%20MILL%20RIVER%20RD,ARDSLEY,NY)	Graph	7	\$74,116.14	\$64,813.00	\$60,000.00	\$99,000.00
Totals	Graph	10	\$71,630.40	\$60,000.00	\$57,491.00	\$99,000.00

Latitude: 41.003919 Longitude: -73.682024

Employer Name/Worksite Address	Graph	Count	Mean Wage	Median Wage	Lowest Wage	Highest Wage
ASG TECHNOLOGIES GROUP, 287 BOWMAN AVENUE, PURCHASE, NY (https://www.google.com/maps/place/287%20BOWMAN%20AVENUE,PURCHASE,NY)	Graph	1	\$102,460.00	\$102,460.00	\$102,460.00	\$102,460.00
Totals	Graph	1	\$102,460.00	\$102,460.00	\$102,460.00	\$102,460.00

Latitude: 41.004039 Longitude: -73.915521

Employer Name/Worksite Address	Graph	Count	Mean Wage	Median Wage	Lowest Wage	Highest Wage
COLUMBIA UNIVERSITY, 61 ROUTE 9W, PALISADES, NY (https://www.google.com/maps/place/61%20ROUTE%209W,PALISADES,NY)	Graph	3	\$76,267.00	\$74,727.00	\$74,305.00	\$79,769.00
Totals	Graph	3	\$76,267.00	\$74,727.00	\$74,305.00	\$79,769.00

Latitude: 41.004264 Longitude: -73.766954

Employer Name/Employer Address	Graph	Count	Mean Wage	Median Wage	Lowest Wage	Highest Wage
KODOMONO KUNI, 252 SOUNDVIEW AVENUE, WHITE PLAINS, NY (https://www.google.com/maps/place/252%20SOUNDVIEW%20AVENUE,WHITE%20PLAINS,NY)	Graph	1	\$56,680.00	\$56,680.00	\$56,680.00	\$56,680.00
Totals	Graph	1	\$56,680.00	\$56,680.00	\$56,680.00	\$56,680.00

Employer Name/Worksite Address	Graph	Count	Mean Wage	Median Wage	Lowest Wage	Highest Wage
KODOMONO KUNI, 252 SOUNDVIEW AVENUE, WHITE PLAINS, NY (https://www.google.com/maps/place/252%20SOUNDVIEW%20AVENUE,WHITE%20PLAINS,NY)	Graph	1	\$56,680.00	\$56,680.00	\$56,680.00	\$56,680.00
Totals	Graph	1	\$56,680.00	\$56,680.00	\$56,680.00	\$56,680.00

Latitude: 41.004446 Longitude: -73.909772

Employer Name/Worksite Address	Graph	Count	Mean Wage	Median Wage	Lowest Wage	Highest Wage
COLUMBIA UNIVERSITY, 61 ROUTE 9W, PALISADES, NY (https://www.google.com/maps/place/61%20ROUTE%209W,PALISADES,NY)	Graph	1	\$95,000.00	\$95,000.00	\$95,000.00	\$95,000.00
Totals	Graph	1	\$95,000.00	\$95,000.00	\$95,000.00	\$95,000.00

Latitude: 41.005548 Longitude: -73.916273

Employer Name/Worksite Address	Graph	Count	Mean Wage	Median Wage	Lowest Wage	Highest Wage
COLUMBIA UNIVERSITY, 91 ROUTE 9W, PALISADES, NY (https://www.google.com/maps/place/91%20ROUTE%209W,PALISADES,NY)	Graph	1	\$72,100.00	\$72,100.00	\$72,100.00	\$72,100.00
Totals	Graph	1	\$72,100.00	\$72,100.00	\$72,100.00	\$72,100.00

Latitude: 41.005956 Longitude: -73.811246

Employer Name/Worksite Address	Graph	Count	Mean Wage	Median Wage	Lowest Wage	Highest Wage
SHIMOMURA & CO., CPAS, P.C., 455 CENTRAL PARK AVE., SCARSDALE, NY (https://www.google.com/maps/place/455%20CENTRAL%20PARK%20AVE.,SCARSDALE,NY)	Graph	2	\$57,882.50	\$55,765.00	\$55,765.00	\$60,000.00
Totals	Graph	2	\$57,882.50	\$55,765.00	\$55,765.00	\$60,000.00

Latitude: 41.008414 Longitude: -73.693566

Employer Name/Employer Address	Graph	Count	Mean Wage	Median Wage	Lowest Wage	Highest Wage
BROADVIEW NEWORK HOLDINGS, INC., 800 WESTCHESTER AVE., RYE BROOK, NY (https://www.google.com/maps/place/800%20WESTCHESTER%20AVE.,RYE%20BROOK,NY)	Graph	1	\$61,402.00	\$61,402.00	\$61,402.00	\$61,402.00
MURRAY, SCHOEN & HOMER, INC., 800 WESTCHESTER AVE, RYE BROOK, NY (https://www.google.com/maps/place/800%20WESTCHESTER%20AVE,RYE%20BROOK,NY)	Graph	1	\$35,277.00	\$35,277.00	\$35,277.00	\$35,277.00
Totals	Graph	2	\$48,339.50	\$35,277.00	\$35,277.00	\$61,402.00

Employer Name/Worksite Address	Graph	Count	Mean Wage	Median Wage	Lowest Wage	Highest Wage
MURRAY, SCHOEN & HOMER, INC., 800 WESTCHESTER AVE, RYE BROOK, NY (https://www.google.com/maps/place/800%20WESTCHESTER%20AVE,RYE%20BROOK,NY)	Graph	1	\$35,277.00	\$35,277.00	\$35,277.00	\$35,277.00
Totals	Graph	1	\$35,277.00	\$35,277.00	\$35,277.00	\$35,277.00

Latitude: 41.008437 Longitude: -73.879135

Employer Name/Employer Address	Graph	Count	Mean Wage	Median Wage	Lowest Wage	Highest Wage
CABRINI OF WESTCHESTER, 115 BROADWAY, DOBBS FERRY, NY (https://www.google.com/maps/place/115%20BROADWAY,DOBBS%20FERRY,NY)	Graph	1	\$73,049.60	\$73,049.60	\$73,049.60	\$73,049.60
Totals	Graph	1	\$73,049.60	\$73,049.60	\$73,049.60	\$73,049.60

Employer Name/Worksite Address	Graph	Count	Mean Wage	Median Wage	Lowest Wage	Highest Wage
CABRINI OF WESTCHESTER, 115 BROADWAY, DOBBS FERRY, NY (https://www.google.com/maps/place/115%20BROADWAY,DOBBS%20FERRY,NY)	Graph	1	\$73,049.60	\$73,049.60	\$73,049.60	\$73,049.60
Totals	Graph	1	\$73,049.60	\$73,049.60	\$73,049.60	\$73,049.60

Latitude: 41.008473 Longitude: -73.692807

Employer Name/Employer Address	Graph	Count	Mean Wage	Median Wage	Lowest Wage	Highest Wage
CBLPATH, INC., 760 WESTCHESTER AVENUE, RYE BROOK, NY (https://www.google.com/maps/place/760%20%20WESTCHESTER%20AVENUE,RYE%20BROOK,NY)	Graph	3	\$60,574.33	\$57,900.00	\$53,061.00	\$70,762.00
Totals	Graph	3	\$60,574.33	\$57,900.00	\$53,061.00	\$70,762.00

Employer Name/Worksite Address	Graph	Count	Mean Wage	Median Wage	Lowest Wage	Highest Wage
CBLPATH, INC., 760 WESTCHESTER AVENUE, RYE BROOK, NY (https://www.google.com/maps/place/760%20%20WESTCHESTER%20AVENUE,RYE%20BROOK,NY)	Graph	3	\$60,574.33	\$57,900.00	\$53,061.00	\$70,762.00
Totals	Graph	3	\$60,574.33	\$57,900.00	\$53,061.00	\$70,762.00

Latitude: 41.009376 Longitude: -73.697825

Employer Name/Employer Address	Graph	Count	Mean Wage	Median Wage	Lowest Wage	Highest Wage
JECUS, INC., 3000 WESTCHESTER, PURCHASE, NY (https://www.google.com/maps/place/3000%20WESTCHESTER,PURCHASE,NY)	Graph	2	\$36,878.00	\$36,878.00	\$36,878.00	\$36,878.00
Totals	Graph	2	\$36,878.00	\$36,878.00	\$36,878.00	\$36,878.00

Employer Name/Worksite Address	Graph	Count	Mean Wage	Median Wage	Lowest Wage	Highest Wage
JECUS, INC., 3000 WESTCHESTER, PURCHASE, NY (https://www.google.com/maps/place/3000%20WESTCHESTER,PURCHASE,NY)	Graph	2	\$36,878.00	\$36,878.00	\$36,878.00	\$36,878.00
Totals	Graph	2	\$36,878.00	\$36,878.00	\$36,878.00	\$36,878.00

Latitude: 41.009724 Longitude: -73.848729

Employer Name/Employer Address	Graph	Count	Mean Wage	Median Wage	Lowest Wage	Highest Wage
BEYOND PACIFIC, LLC., 23 FULLER AVENUE, ARDSLEY, NY (https://www.google.com/maps/place/23%20FULLER%20AVENUE,ARDSLEY,NY)	Graph	1	\$45,760.00	\$45,760.00	\$45,760.00	\$45,760.00
Totals	Graph	1	\$45,760.00	\$45,760.00	\$45,760.00	\$45,760.00

Employer Name/Worksite Address	Graph	Count	Mean Wage	Median Wage	Lowest Wage	Highest Wage
BEYOND PACIFIC, LLC., 23 FULLER AVENUE, ARDSLEY, NY (https://www.google.com/maps/place/23%20FULLER%20AVENUE,ARDSLEY,NY)	Graph	1	\$45,760.00	\$45,760.00	\$45,760.00	\$45,760.00
Totals	Graph	1	\$45,760.00	\$45,760.00	\$45,760.00	\$45,760.00

Latitude: 41.010645 Longitude: -73.810589

Employer Name/Worksite Address	Graph	Count	Mean Wage	Median Wage	Lowest Wage	Highest Wage
ADAPTIVE SPECTRUM AND SIGNAL ALIGNMENT, INC., 257 S. HEALY AVE., SCARSDALE, NY (https://www.google.com/maps/place/257%20S.%20HEALY%20AVE.,SCARSDALE,NY)	Graph	1	\$130,603.00	\$130,603.00	\$130,603.00	\$130,603.00
Totals	Graph	1	\$130,603.00	\$130,603.00	\$130,603.00	\$130,603.00

Latitude: 41.011479 Longitude: -73.699345

Employer Name/Employer Address	Graph	Count	Mean Wage	Median Wage	Lowest Wage	Highest Wage
ATLAS AIR, INC./POLAR AIR CARGO, 2000 WESTCHESTER AVENUE, PURCHASE, NY (https://www.google.com/maps/place/2000%20WESTCHESTER%20AVENUE,PURCHASE,NY)	Graph	1	\$140,000.00	\$140,000.00	\$140,000.00	\$140,000.00

Employer Name/Employer Address	Graph	Count	Mean Wage	Median Wage	Lowest Wage	Highest Wage
MORGAN STANLEY PRIVATE BANK NA, 2000 WESTCHESTER AVENUE, PURCHASE, NY (https://www.google.com/maps/place/2000%20WESTCHESTER%20AVENUE,PURCHASE,NY)	Graph	1	\$100,000.00	\$100,000.00	\$100,000.00	\$100,000.00
Totals	Graph	2	\$120,000.00	\$100,000.00	\$100,000.00	\$140,000.00

Employer Name/Worksite Address	Graph	Count	Mean Wage	Median Wage	Lowest Wage	Highest Wage
TATA CONSULTANCY SERVICES LIMITED, 2000 WESTCHESTER AVE., PURCHASE, NY (https://www.google.com/maps/place/2000%20WESTCHESTER%20AVE.,PURCHASE,NY)	Graph	1	\$110,000.00	\$110,000.00	\$110,000.00	\$110,000.00
MORGAN STANLEY SERVICES GROUP INC., 2000 WESTCHESTER AVE, PURCHASE, NY (https://www.google.com/maps/place/2000%20WESTCHESTER%20AVE,PURCHASE,NY)	Graph	15	\$79,893.33	\$75,795.00	\$60,000.00	\$120,000.00
UST GLOBAL INC., 2000 WESTCHESTER AVENUE, PURCHASE, NY (https://www.google.com/maps/place/2000%20WESTCHESTER%20AVENUE,PURCHASE,NY)	Graph	34	\$89,498.47	\$82,100.00	\$55,910.00	\$165,000.00
Totals	Graph	50	\$87,026.96	\$81,200.00	\$55,910.00	\$165,000.00

Latitude: 41.011961 Longitude: -73.697043

Employer Name/Employer Address	Graph	Count	Mean Wage	Median Wage	Lowest Wage	Highest Wage
ELITE PHYSICAL THERAPY AND REHABILITATION LLC, 3010 WESTCHESTER AVENUE, PURCHASE, NY (https://www.google.com/maps/place/3010%20WESTCHESTER%20AVENUE,PURCHASE,NY)	Graph	2	\$79,580.90	\$79,580.80	\$79,580.80	\$79,581.00
Totals	Graph	2	\$79,580.90	\$79,580.80	\$79,580.80	\$79,581.00

Employer Name/Worksite Address	Graph	Count	Mean Wage	Median Wage	Lowest Wage	Highest Wage
ELITE PHYSICAL THERAPY AND REHABILITATION LLC, 3010 WESTCHESTER AVENUE, PURCHASE, NY (https://www.google.com/maps/place/3010%20WESTCHESTER%20AVENUE,PURCHASE,NY)	Graph	2	\$79,580.90	\$79,580.80	\$79,580.80	\$79,581.00
Totals	Graph	2	\$79,580.90	\$79,580.80	\$79,580.80	\$79,581.00

Latitude: 41.012235 Longitude: -73.701333

Employer Name/Employer Address	Graph	Count	Mean Wage	Median Wage	Lowest Wage	Highest Wage
TRADE INFORMATICS LLC, 2700 WESTCHESTER AVENUE, PURCHASE, NY (https://www.google.com/maps/place/2700%20WESTCHESTER%20AVENUE,PURCHASE,NY)	Graph	2	\$70,000.00	\$70,000.00	\$70,000.00	\$70,000.00
Totals	Graph	2	\$70,000.00	\$70,000.00	\$70,000.00	\$70,000.00

Employer Name/Worksite Address	Graph	Count	Mean Wage	Median Wage	Lowest Wage	Highest Wage
TRADE INFORMATICS LLC, 2700 WESTCHESTER AVENUE, PURCHASE, NY (https://www.google.com/maps/place/2700%20WESTCHESTER%20AVENUE,PURCHASE,NY)	Graph	2	\$70,000.00	\$70,000.00	\$70,000.00	\$70,000.00
BILINGUALS INC., 2700 WESTCHESTER AVE., PURCHASE, NY (https://www.google.com/maps/place/2700%20WESTCHESTER%20AVE.,PURCHASE,NY)	Graph	50	\$59,158.52	\$58,386.00	\$55,000.00	\$65,250.00
Totals	Graph	52	\$59,575.50	\$58,386.00	\$55,000.00	\$70,000.00

Latitude: 41.012279 Longitude: -73.806029

Employer Name/Employer Address	Graph	Count	Mean Wage	Median Wage	Lowest Wage	Highest Wage
STUDIO 3: OCCHIALI, INC., 200 N. CENTRAL PARK AVE., HARTSDALE, NY (https://www.google.com/maps/place/200%20N.%20CENTRAL%20PARK%20AVE.,HARTSDALE,NY)	Graph	1	\$50,000.00	\$50,000.00	\$50,000.00	\$50,000.00
Totals	Graph	1	\$50,000.00	\$50,000.00	\$50,000.00	\$50,000.00

Employer Name/Worksite Address	Graph	Count	Mean Wage	Median Wage	Lowest Wage	Highest Wage
STUDIO 3: OCCHIALI, INC., 200 N. CENTRAL PARK AVE., HARTSDALE, NY (https://www.google.com/maps/place/200%20N.%20CENTRAL%20PARK%20AVE.,HARTSDALE,NY)	Graph	1	\$50,000.00	\$50,000.00	\$50,000.00	\$50,000.00
Totals	Graph	1	\$50,000.00	\$50,000.00	\$50,000.00	\$50,000.00

Latitude: 41.012369 Longitude: -73.70156

Employer Name/Employer Address	Graph	Count	Mean Wage	Median Wage	Lowest Wage	Highest Wage
ATOS IT SOLUTIONS AND SERVICES, INC., 2500 WESTCHESTER AVENUE, SUITE 300, PURCHASE, NY (https://www.google.com/maps/place/2500%20WESTCHESTER%20AVENUE,%20SUITE%20300,PURCHASE,NY)	Graph	4	\$94,766.51	\$76,516.00	\$75,000.00	\$140,000.00
Totals	Graph	4	\$94,766.51	\$76,516.00	\$75,000.00	\$140,000.00

Employer Name/Worksite Address	Graph	Count	Mean Wage	Median Wage	Lowest Wage	Highest Wage
ATOS IT SOLUTIONS AND SERVICES, INC., 2500 WESTCHESTER AVENUE, PURCHASE, NY (https://www.google.com/maps/place/2500%20WESTCHESTER%20AVENUE,PURCHASE,NY)	Graph	2	\$107,500.00	\$75,000.00	\$75,000.00	\$140,000.00
Totals	Graph	2	\$107,500.00	\$75,000.00	\$75,000.00	\$140,000.00

Latitude: 41.013287 Longitude: -73.755047

Employer Name/Employer Address	Graph	Count	Mean Wage	Median Wage	Lowest Wage	Highest Wage
WINIFRED MASTERSON BURKE MEDICAL RESEARCH INSTITUTE, 785 MAMARONECK AVENUE, WHITE PLAINS, NY (https://www.google.com/maps/place/785%20MAMARONECK%20AVENUE,WHITE%20PLAINS,NY)	Graph	1	\$47,476.00	\$47,476.00	\$47,476.00	\$47,476.00
THE WINIFRED MASTERSON BURKE MEDICAL RESEARCH INSTITUTE, INC., 785 MAMARONECK AVENUE, WHITE PLAINS, NY (https://www.google.com/maps/place/785%20MAMARONECK%20AVENUE,WHITE%20PLAINS,NY)	Graph	3	\$51,822.93	\$55,000.00	\$45,468.80	\$55,000.00
Totals	Graph	4	\$50,736.20	\$47,476.00	\$45,468.80	\$55,000.00

Employer Name/Worksite Address	Graph	Count	Mean Wage	Median Wage	Lowest Wage	Highest Wage
WINIFRED MASTERSON BURKE MEDICAL RESEARCH INSTITUTE, 785 MAMARONECK AVE, WHITE PLAINS, NY (https://www.google.com/maps/place/785%20MAMARONECK%20AVE,WHITE%20PLAINS,NY)	Graph	1	\$47,476.00	\$47,476.00	\$47,476.00	\$47,476.00
THE WINIFRED MASTERSON BURKE MEDICAL RESEARCH INSTITUTE, INC., 785 MAMARONECK AVENUE, WHITE PLAINS, NY (https://www.google.com/maps/place/785%20MAMARONECK%20AVENUE,WHITE%20PLAINS,NY)	Graph	3	\$51,822.93	\$55,000.00	\$45,468.80	\$55,000.00
Totals	Graph	4	\$50,736.20	\$47,476.00	\$45,468.80	\$55,000.00

Latitude: 41.013902 Longitude: -73.705666

Employer Name/Employer Address	Graph	Count	Mean Wage	Median Wage	Lowest Wage	Highest Wage
MAYPRO INDUSTRIES LLC, 2975 WESTCHESTER AVENUE, PURCHASE, NY (https://www.google.com/maps/place/2975%20WESTCHESTER%20AVENUE,PURCHASE,NY)	Graph	3	\$57,783.47	\$46,675.20	\$46,675.20	\$80,000.00
Totals	Graph	3	\$57,783.47	\$46,675.20	\$46,675.20	\$80,000.00

Employer Name/Worksite Address	Graph	Count	Mean Wage	Median Wage	Lowest Wage	Highest Wage
MAYPRO INDUSTRIES LLC, 2975 WESTCHESTER AVENUE, PURCHASE, NY (https://www.google.com/maps/place/2975%20WESTCHESTER%20AVENUE,PURCHASE,NY)	Graph	4	\$71,100.60	\$46,675.20	\$46,675.20	\$111,052.00
Totals	Graph	4	\$71,100.60	\$46,675.20	\$46,675.20	\$111,052.00

Latitude: 41.014076 Longitude: -73.873824

Employer Name/Employer Address	Graph	Count	Mean Wage	Median Wage	Lowest Wage	Highest Wage
STEPHEN TILLY ARCHITECT, 22 ELM STREET, DOBBS FERRY, NY (https://www.google.com/maps/place/22%20ELM%20STREET,DOBBS%20FERRY,NY)	Graph	1	\$38,896.00	\$38,896.00	\$38,896.00	\$38,896.00
Totals	Graph	1	\$38,896.00	\$38,896.00	\$38,896.00	\$38,896.00

Employer Name/Worksite Address	Graph	Count	Mean Wage	Median Wage	Lowest Wage	Highest Wage
STEPHEN TILLY ARCHITECT, 22 ELM STREET, DOBBS FERRY, NY (https://www.google.com/maps/place/22%20ELM%20STREET,DOBBS%20FERRY,NY)	Graph	1	\$38,896.00	\$38,896.00	\$38,896.00	\$38,896.00
Totals	Graph	1	\$38,896.00	\$38,896.00	\$38,896.00	\$38,896.00

Latitude: 41.014207 Longitude: -73.873005

Employer Name/Employer Address	Graph	Count	Mean Wage	Median Wage	Lowest Wage	Highest Wage
GOTHAM DESIGN & COMMUNITY DEVELOPMENT LTD., 329 BROADWAY, DOBBS FERRY, NY (https://www.google.com/maps/place/329%20BROADWAY,DOBBS%20FERRY,NY)	Graph	1	\$62,400.00	\$62,400.00	\$62,400.00	\$62,400.00
Totals	Graph	1	\$62,400.00	\$62,400.00	\$62,400.00	\$62,400.00

Employer Name/Worksite Address	Graph	Count	Mean Wage	Median Wage	Lowest Wage	Highest Wage
GOTHAM DESIGN & COMMUNITY DEVELOPMENT LTD., 329 BROADWAY, DOBBS FERRY, NY (https://www.google.com/maps/place/329%20BROADWAY,DOBBS%20FERRY,NY)	Graph	1	\$62,400.00	\$62,400.00	\$62,400.00	\$62,400.00
Totals	Graph	1	\$62,400.00	\$62,400.00	\$62,400.00	\$62,400.00

Latitude: 41.016283 Longitude: -73.723336

Employer Name/Employer Address	Graph	Count	Mean Wage	Median Wage	Lowest Wage	Highest Wage
ALPHA I MARKETING CORPORATION, 65 WEST RED OAK LANE, WHITE PLAINS, NY (https://www.google.com/maps/place/65%20WEST%20RED%20OAK%20LANE,WHITE%20PLAINS,NY)	Graph	3	\$99,000.00	\$97,000.00	\$95,000.00	\$105,000.00
Totals	Graph	3	\$99,000.00	\$97,000.00	\$95,000.00	\$105,000.00

Employer Name/Worksite Address	Graph	Count	Mean Wage	Median Wage	Lowest Wage	Highest Wage
ALPHA I MARKETING CORPORATION, 65 WEST RED OAK LN, WHITE PLAINS, NY (https://www.google.com/maps/place/65%20WEST%20RED%20OAK%20LN,WHITE%20PLAINS,NY)	Graph	1	\$95,000.00	\$95,000.00	\$95,000.00	\$95,000.00
ALPHA I MARKETING CORPORATION, 65 WEST RED OAK LANE, WHITE PLAINS, NY (https://www.google.com/maps/place/65%20WEST%20RED%20OAK%20LANE,WHITE%20PLAINS,NY)	Graph	2	\$101,000.00	\$97,000.00	\$97,000.00	\$105,000.00
Totals	Graph	3	\$99,000.00	\$97,000.00	\$95,000.00	\$105,000.00

Latitude: 41.016293 Longitude: -73.723696

Employer Name/Employer Address	Graph	Count	Mean Wage	Median Wage	Lowest Wage	Highest Wage
HOULIHAN-PARNES REALTORS LLC, 4 WEST RED OAK LANE, WHITE PLAINS, NY (https://www.google.com/maps/place/4%20WEST%20RED%20OAK%20LANE,WHITE%20PLAINS,NY)	Graph	1	\$70,000.00	\$70,000.00	\$70,000.00	\$70,000.00
Totals	Graph	1	\$70,000.00	\$70,000.00	\$70,000.00	\$70,000.00

Employer Name/Worksite Address	Graph	Count	Mean Wage	Median Wage	Lowest Wage	Highest Wage
--------------------------------	-------	-------	-----------	-------------	-------------	--------------

Employer Name/Worksite Address	Graph	Count	Mean Wage	Median Wage	Lowest Wage	Highest Wage
HOULIHAN-PARNES REALTORS LLC, 4 WEST RED OAK LANE, WHITE PLAINS, NY (https://www.google.com/maps/place/4%20WEST%20RED%20OAK%20LANE,WHITE%20PLAINS,NY)	Graph	1	\$70,000.00	\$70,000.00	\$70,000.00	\$70,000.00
Totals	Graph	1	\$70,000.00	\$70,000.00	\$70,000.00	\$70,000.00

Latitude: 41.016348 Longitude: -73.914323

Employer Name/Worksite Address	Graph	Count	Mean Wage	Median Wage	Lowest Wage	Highest Wage
RODNEY SMITH LTD, 7 LAWRENCE LANE, PALISADES, NY (https://www.google.com/maps/place/7%20LAWRENCE%20LANE,PALISADES,NY)	Graph	1	\$53,000.00	\$53,000.00	\$53,000.00	\$53,000.00
Totals	Graph	1	\$53,000.00	\$53,000.00	\$53,000.00	\$53,000.00

Latitude: 41.016415 Longitude: -73.723326

Employer Name/Worksite Address	Graph	Count	Mean Wage	Median Wage	Lowest Wage	Highest Wage
DELOITTE CONSULTING LLP, 70 W RED OAK LANE, WHITE PLAINS, NY (https://www.google.com/maps/place/70%20W%20RED%20OAK%20LANE,WHITE%20PLAINS,NY)	Graph	15	\$128,000.00	\$128,000.00	\$128,000.00	\$128,000.00
DELOITTE CONSULTING LLP, 70 W RED OAK LANE, WEST HARRISON, NY (https://www.google.com/maps/place/70%20W%20RED%20OAK%20LANE,WEST%20HARRISON,NY)	Graph	30	\$86,406.50	\$82,000.00	\$82,000.00	\$90,813.00
DELOITTE CONSULTING LLP, 70 WEST RED OAK LANE, WEST HARRISON, NY (https://www.google.com/maps/place/70%20WEST%20RED%20OAK%20LANE,WEST%20HARRISON,NY)	Graph	45	\$78,621.33	\$84,864.00	\$65,000.00	\$86,000.00
DELOITTE CONSULTING LLP, 70 WEST RED OAK LANE, WHITE PLAINS, NY (https://www.google.com/maps/place/70%20WEST%20RED%20OAK%20LANE,WHITE%20PLAINS,NY)	Graph	93	\$74,186.19	\$70,221.00	\$65,000.00	\$94,827.00
Totals	Graph	183	\$81,691.10	\$84,864.00	\$65,000.00	\$128,000.00

Latitude: 41.017313 Longitude: -73.940022

Employer Name/Employer Address	Graph	Count	Mean Wage	Median Wage	Lowest Wage	Highest Wage
DATA AIXSYS INC, 258 OAK TREE ROAD, TAPPAN, NY (https://www.google.com/maps/place/258%20OAK%20TREE%20ROAD,TAPPAN,NY)	Graph	1	\$46,821.00	\$46,821.00	\$46,821.00	\$46,821.00
DATA AIXSYS, INC, 258 OAK TREE ROAD, TAPPAN, NY (https://www.google.com/maps/place/258%20OAK%20TREE%20ROAD,TAPPAN,NY)	Graph	1	\$79,768.00	\$79,768.00	\$79,768.00	\$79,768.00
Totals	Graph	2	\$63,294.50	\$46,821.00	\$46,821.00	\$79,768.00

Employer Name/Worksite Address	Graph	Count	Mean Wage	Median Wage	Lowest Wage	Highest Wage
DATA AIXSYS INC, 258 OAK TREE ROAD, TAPPAN, NY (https://www.google.com/maps/place/258%20OAK%20TREE%20ROAD,TAPPAN,NY)	Graph	1	\$46,821.00	\$46,821.00	\$46,821.00	\$46,821.00
Totals	Graph	1	\$46,821.00	\$46,821.00	\$46,821.00	\$46,821.00

Latitude: 41.017584 Longitude: -73.943849

Employer Name/Employer Address	Graph	Count	Mean Wage	Median Wage	Lowest Wage	Highest Wage
CARIBBEAN FOOD DELIGHTS, INC., 117 ROUTE 303, SUITE B, TAPPAN, NY (https://www.google.com/maps/place/117%20ROUTE%20303,%20SUITE%20B,TAPPAN,NY)	Graph	1	\$55,000.00	\$55,000.00	\$55,000.00	\$55,000.00
Totals	Graph	1	\$55,000.00	\$55,000.00	\$55,000.00	\$55,000.00

Employer Name/Worksite Address	Graph	Count	Mean Wage	Median Wage	Lowest Wage	Highest Wage
--------------------------------	-------	-------	-----------	-------------	-------------	--------------

Employer Name/Worksite Address	Graph	Count	Mean Wage	Median Wage	Lowest Wage	Highest Wage
CARIBBEAN FOOD DELIGHTS, INC., 117 ROUTE 303, TAPPAN, NY (https://www.google.com/maps/place/117%20ROUTE%20303,TAPPAN,NY)	Graph	1	\$55,000.00	\$55,000.00	\$55,000.00	\$55,000.00
Totals	Graph	1	\$55,000.00	\$55,000.00	\$55,000.00	\$55,000.00

Latitude: 41.018789 Longitude: -73.724923

Employer Name/Worksite Address	Graph	Count	Mean Wage	Median Wage	Lowest Wage	Highest Wage
EDGEWATER TECHNOLOGY, 108 CORPORATE PARK DRIVE, WHITE PLAINS, NY (https://www.google.com/maps/place/108%20CORPORATE%20PARK%20DRIVE,WHITE%20PLAINS,NY)	Graph	1	\$120,000.00	\$120,000.00	\$120,000.00	\$120,000.00
Totals	Graph	1	\$120,000.00	\$120,000.00	\$120,000.00	\$120,000.00

Employer Name/Worksite Address	Graph	Count	Mean Wage	Median Wage	Lowest Wage	Highest Wage
EDGEWATER TECHNOLOGY, 108 CORPORATE PARK DRIVE, WHITE PLAINS, NY (https://www.google.com/maps/place/108%20CORPORATE%20PARK%20DRIVE,WHITE%20PLAINS,NY)	Graph	1	\$120,000.00	\$120,000.00	\$120,000.00	\$120,000.00
Totals	Graph	1	\$120,000.00	\$120,000.00	\$120,000.00	\$120,000.00

Latitude: 41.019329 Longitude: -73.859008

Employer Name/Worksite Address	Graph	Count	Mean Wage	Median Wage	Lowest Wage	Highest Wage
RAE INTERNET INC., 20 CRICKET LANE, DOBBS FERRY, NY (https://www.google.com/maps/place/20%20CRICKET%20LANE,DOBBS%20FERRY,NY)	Graph	1	\$131,997.00	\$131,997.00	\$131,997.00	\$131,997.00
Totals	Graph	1	\$131,997.00	\$131,997.00	\$131,997.00	\$131,997.00

Employer Name/Worksite Address	Graph	Count	Mean Wage	Median Wage	Lowest Wage	Highest Wage
RAE INTERNET INC., 20 CRICKET LANE, DOBBS FERRY, NY (https://www.google.com/maps/place/20%20CRICKET%20LANE,DOBBS%20FERRY,NY)	Graph	1	\$131,997.00	\$131,997.00	\$131,997.00	\$131,997.00
Totals	Graph	1	\$131,997.00	\$131,997.00	\$131,997.00	\$131,997.00

Latitude: 41.019384 Longitude: -73.869709

Employer Name/Worksite Address	Graph	Count	Mean Wage	Median Wage	Lowest Wage	Highest Wage
MERCY COLLEGE, 555 BROADWAY, DOBBS FERRY, NY (https://www.google.com/maps/place/555%20BROADWAY,DOBBS%20FERRY,NY)	Graph	4	\$62,000.00	\$64,000.00	\$45,000.00	\$75,000.00
Totals	Graph	4	\$62,000.00	\$64,000.00	\$45,000.00	\$75,000.00

Employer Name/Worksite Address	Graph	Count	Mean Wage	Median Wage	Lowest Wage	Highest Wage
MERCY COLLEGE, 555 BROADWAY, DOBBS FERRY, NY (https://www.google.com/maps/place/555%20BROADWAY,DOBBS%20FERRY,NY)	Graph	5	\$74,597.40	\$64,000.00	\$45,000.00	\$124,987.00
Totals	Graph	5	\$74,597.40	\$64,000.00	\$45,000.00	\$124,987.00

Latitude: 41.021031 Longitude: -73.728636

Employer Name/Worksite Address	Graph	Count	Mean Wage	Median Wage	Lowest Wage	Highest Wage
JACKSON LEWIS P.C., 1133 WESTCHESTER AVENUE, WEST HARRISON, NY (https://www.google.com/maps/place/1133%20WESTCHESTER%20AVENUE,WEST%20HARRISON,NY)	Graph	1	\$53,060.80	\$53,060.80	\$53,060.80	\$53,060.80

Employer Name/Employer Address	Graph	Count	Mean Wage	Median Wage	Lowest Wage	Highest Wage
WILSON ELSEER MOSKOWITZ EDELMAN & DICKER LLP, 1133 WESTCHESTER AVENUE, WHITE PLAINS, NY (https://www.google.com/maps/place/1133%20WESTCHESTER%20AVENUE,WHITE%20PLAINS,NY)	Graph	1	\$92,281.00	\$92,281.00	\$92,281.00	\$92,281.00
Totals	Graph	2	\$72,670.90	\$53,060.80	\$53,060.80	\$92,281.00

Employer Name/Worksite Address	Graph	Count	Mean Wage	Median Wage	Lowest Wage	Highest Wage
JACKSON LEWIS P.C., 1133 WESTCHESTER AVENUE, WEST HARRISON, NY (https://www.google.com/maps/place/1133%20WESTCHESTER%20AVENUE,WEST%20HARRISON,NY)	Graph	1	\$53,060.80	\$53,060.80	\$53,060.80	\$53,060.80
WILSON ELSEER MOSKOWITZ EDELMAN & DICKER LLP, 1133 WESTCHESTER AVENUE, WHITE PLAINS, NY (https://www.google.com/maps/place/1133%20WESTCHESTER%20AVENUE,WHITE%20PLAINS,NY)	Graph	1	\$92,281.00	\$92,281.00	\$92,281.00	\$92,281.00
Totals	Graph	2	\$72,670.90	\$53,060.80	\$53,060.80	\$92,281.00

Latitude: 41.021052 Longitude: -73.72865

Employer Name/Worksite Address	Graph	Count	Mean Wage	Median Wage	Lowest Wage	Highest Wage
PEARLSOFT SOLUTIONS, INC., 1129 WESTCHESTER AVENUE, WHITEPLAINS, NY (https://www.google.com/maps/place/1129%20WESTCHESTER%20AVENUE,WHITEPLAINS,NY)	Graph	1	\$65,000.00	\$65,000.00	\$65,000.00	\$65,000.00
SMART IT FRAME LLC, 1129 WESTCHESTER AVE, WHITE PLAINS, NY (https://www.google.com/maps/place/1129%20WESTCHESTER%20AVE,WHITE%20PLAINS,NY)	Graph	2	\$66,500.00	\$62,000.00	\$62,000.00	\$71,000.00
CYBER KORP, INC, 1129 WESTCHESTER AVENUE, WHITE PLAINS, NY (https://www.google.com/maps/place/1129%20WESTCHESTER%20AVENUE,WHITE%20PLAINS,NY)	Graph	5	\$74,000.00	\$65,000.00	\$65,000.00	\$90,000.00
Totals	Graph	8	\$71,000.00	\$65,000.00	\$62,000.00	\$90,000.00

Latitude: 41.021147 Longitude: -73.72871

Employer Name/Worksite Address	Graph	Count	Mean Wage	Median Wage	Lowest Wage	Highest Wage
LATENTVIEW ANALYTICS CORPORATION, 1111 WESTCHESTER AVENUE, WHITE PLAINS, NY (https://www.google.com/maps/place/1111%20WESTCHESTER%20AVENUE,WHITE%20PLAINS,NY)	Graph	3	\$72,666.67	\$58,000.00	\$58,000.00	\$102,000.00
Totals	Graph	3	\$72,666.67	\$58,000.00	\$58,000.00	\$102,000.00

Latitude: 41.021199 Longitude: -73.728743

Employer Name/Employer Address	Graph	Count	Mean Wage	Median Wage	Lowest Wage	Highest Wage
COMBE INCORPORATED, 1101 WESTCHESTER AVENUE, WHITE PLAINS, NY (https://www.google.com/maps/place/1101%20WESTCHESTER%20AVENUE,WHITE%20PLAINS,NY)	Graph	4	\$61,900.00	\$55,000.00	\$55,000.00	\$82,600.00
Totals	Graph	4	\$61,900.00	\$55,000.00	\$55,000.00	\$82,600.00

Employer Name/Worksite Address	Graph	Count	Mean Wage	Median Wage	Lowest Wage	Highest Wage
COMBE INCORPORATED, 1101 WESTCHESTER AVENUE, WHITE PLAINS, NY (https://www.google.com/maps/place/1101%20WESTCHESTER%20AVENUE,WHITE%20PLAINS,NY)	Graph	4	\$61,900.00	\$55,000.00	\$55,000.00	\$82,600.00
Totals	Graph	4	\$61,900.00	\$55,000.00	\$55,000.00	\$82,600.00

Latitude: 41.02156 Longitude: -73.626257

Employer Name/Employer Address	Graph	Count	Mean Wage	Median Wage	Lowest Wage	Highest Wage
SILVER POINT CAPITAL, LP, 2 GREENWICH PLAZA, GREENWICH, CT (https://www.google.com/maps/place/2%20GREENWICH%20PLAZA,GREENWICH,CT)	Graph	1	\$95,000.00	\$95,000.00	\$95,000.00	\$95,000.00

Employer Name/Employer Address	Graph	Count	Mean Wage	Median Wage	Lowest Wage	Highest Wage
Totals	Graph	1	\$95,000.00	\$95,000.00	\$95,000.00	\$95,000.00

Employer Name/Worksite Address	Graph	Count	Mean Wage	Median Wage	Lowest Wage	Highest Wage
SILVER POINT CAPITAL, LP, 2 GREENWICH PLAZA, GREENWICH, NY (https://www.google.com/maps/place/2%20GREENWICH%20PLAZA,GREENWICH,NY)	Graph	1	\$95,000.00	\$95,000.00	\$95,000.00	\$95,000.00
Totals	Graph	1	\$95,000.00	\$95,000.00	\$95,000.00	\$95,000.00

Latitude: 41.0216 Longitude: -73.728993

Employer Name/Employer Address	Graph	Count	Mean Wage	Median Wage	Lowest Wage	Highest Wage
EDGEWATER TECHNOLOGY - RANZAL LLC, 1025 WESTCHESTER AVENUE, WHITE PLAINS, NY (https://www.google.com/maps/place/1025%20WESTCHESTER%20AVENUE,WHITE%20PLAINS,NY)	Graph	1	\$98,000.00	\$98,000.00	\$98,000.00	\$98,000.00
EDGEWATER TECHNOLOGY- RANZAL, LLC, 1025 WESTCHESTER AVE, WHITE PLAINS, NY (https://www.google.com/maps/place/1025%20WESTCHESTER%20AVE,WHITE%20PLAINS,NY)	Graph	2	\$72,500.00	\$65,000.00	\$65,000.00	\$80,000.00
EDGEWATER TECHNOLOGY - RANZAL, LLC, 1025 WESTCHESTER AVE, WHITE PLAINS, NY (https://www.google.com/maps/place/1025%20WESTCHESTER%20AVE,WHITE%20PLAINS,NY)	Graph	3	\$87,266.00	\$86,798.00	\$80,000.00	\$95,000.00
Totals	Graph	6	\$84,133.00	\$80,000.00	\$65,000.00	\$98,000.00

Employer Name/Worksite Address	Graph	Count	Mean Wage	Median Wage	Lowest Wage	Highest Wage
EDGEWATER TECHNOLOGY - RANZAL LLC, 1025 WESTCHESTER AVENUE, WHITE PLAINS, NY (https://www.google.com/maps/place/1025%20WESTCHESTER%20AVENUE,WHITE%20PLAINS,NY)	Graph	1	\$98,000.00	\$98,000.00	\$98,000.00	\$98,000.00
EDGEWATER TECHNOLOGY - RANZAL, LLC, 1025 WESTCHESTER AVE, WHITE PLAINS, NY (https://www.google.com/maps/place/1025%20WESTCHESTER%20AVE,WHITE%20PLAINS,NY)	Graph	5	\$81,359.60	\$80,000.00	\$65,000.00	\$95,000.00
Totals	Graph	6	\$84,133.00	\$80,000.00	\$65,000.00	\$98,000.00

Latitude: 41.02194 Longitude: -73.710036

Employer Name/Employer Address	Graph	Count	Mean Wage	Median Wage	Lowest Wage	Highest Wage
MASTERCARD INTERNATIONAL INCORPORATED, 2000 PURCHASE STREET, PURCHASE, NY (https://www.google.com/maps/place/2000%20PURCHASE%20STREET,PURCHASE,NY)	Graph	78	\$100,661.04	\$92,000.00	\$55,000.00	\$300,000.00
Totals	Graph	78	\$100,661.04	\$92,000.00	\$55,000.00	\$300,000.00

Employer Name/Worksite Address	Graph	Count	Mean Wage	Median Wage	Lowest Wage	Highest Wage
MASTERCARD INTERNATIONAL INCORPORATED, 2000 PURCHASE STREET, PURCHASE, NY (https://www.google.com/maps/place/2000%20PURCHASE%20STREET,PURCHASE,NY)	Graph	60	\$109,129.90	\$98,800.00	\$55,744.00	\$300,000.00
Totals	Graph	60	\$109,129.90	\$98,800.00	\$55,744.00	\$300,000.00

Latitude: 41.022925 Longitude: -73.718245

Employer Name/Worksite Address	Graph	Count	Mean Wage	Median Wage	Lowest Wage	Highest Wage
COMPUNNEL SOFTWARE GROUP, INC., 1 MANHATTANVILLE RD STE 301, PURCHASE, NY (https://www.google.com/maps/place/1%20MANHATTANVILLE%20RD%20STE%20301,PURCHASE,NY)	Graph	1	\$65,000.00	\$65,000.00	\$65,000.00	\$65,000.00
Totals	Graph	1	\$65,000.00	\$65,000.00	\$65,000.00	\$65,000.00

Latitude: 41.023014 Longitude: -73.718343

Employer Name/Employer Address	Graph	Count	Mean Wage	Median Wage	Lowest Wage	Highest Wage
ENDURANCE SERVICES LIMITED, 4 MANHATTANVILLE ROAD, PURCHASE, NY (https://www.google.com/maps/place/4%20MANHATTANVILLE%20ROAD,PURCHASE,NY)	Graph	4	\$94,312.25	\$85,000.00	\$65,749.00	\$121,500.00
TELADOC, INC., 2 MANHATTANVILLE ROAD, PURCHASE, NY (https://www.google.com/maps/place/2%20MANHATTANVILLE%20ROAD,PURCHASE,NY)	Graph	6	\$142,987.71	\$140,400.00	\$130,000.00	\$155,000.00
Totals	Graph	10	\$123,517.53	\$130,000.00	\$65,749.00	\$155,000.00

Employer Name/Worksite Address	Graph	Count	Mean Wage	Median Wage	Lowest Wage	Highest Wage
AIT GLOBAL, INC, 4 MANHATTANVILLE ROAD,, PURCHASE, NY (https://www.google.com/maps/place/4%20MANHATTANVILLE%20ROAD,,PURCHASE,NY)	Graph	1	\$95,000.00	\$95,000.00	\$95,000.00	\$95,000.00
JEAN MARTIN INC, 4 MANHATTANVILLE ROAD, 3RD FLOOR PURCHASE, NY (https://www.google.com/maps/place/4%20MANHATTANVILLE%20ROAD,3RD%20FLOOR%20PURCHASE,NY)	Graph	1	\$90,813.00	\$90,813.00	\$90,813.00	\$90,813.00
VSQUARE INFOTECH INC., 4 MANHATTAN VILLE RD, PURCHASE, NY (https://www.google.com/maps/place/4%20MANHATTAN%20VILLE%20RD,PURCHASE,NY)	Graph	3	\$86,653.00	\$86,653.00	\$86,653.00	\$86,653.00
ZUVEN TECHNOLOGIES INC, TWO MANHATTANVILLE ROAD, PURCHASE, NY (https://www.google.com/maps/place/TWO%20MANHATTANVILLE%20ROAD,PURCHASE,NY)	Graph	3	\$80,922.67	\$75,000.00	\$75,000.00	\$92,760.00
TANISHA SYSTEMS INC, 2 MANHATTANVILLE ROAD, PURCHASE, NY (https://www.google.com/maps/place/2%20MANHATTANVILLE%20ROAD,PURCHASE,NY)	Graph	7	\$131,132.33	\$140,400.00	\$60,000.00	\$155,000.00
CAPGEMINI AMERICA INC, 4 MANHATTANVILLE RD, PURCHASE, NY (https://www.google.com/maps/place/4%20MANHATTANVILLE%20RD,PURCHASE,NY)	Graph	28	\$83,817.32	\$85,280.00	\$64,813.00	\$97,900.00
ENDURANCE SERVICES LIMITED, 4 MANHATTANVILLE ROAD, PURCHASE, NY (https://www.google.com/maps/place/4%20MANHATTANVILLE%20ROAD,PURCHASE,NY)	Graph	41	\$72,514.07	\$65,000.00	\$55,910.00	\$121,500.00
Totals	Graph	84	\$82,457.48	\$84,864.00	\$55,910.00	\$155,000.00

Latitude: 41.024473 Longitude: -73.758182

Employer Name/Employer Address	Graph	Count	Mean Wage	Median Wage	Lowest Wage	Highest Wage
METALLICA COMMODITIES CORP., 222 BLOOMINGDALE ROAD, WHITE PLAINS, NY (https://www.google.com/maps/place/222%20BLOOMINGDALE%20ROAD,WHITE%20PLAINS,NY)	Graph	1	\$80,000.00	\$80,000.00	\$80,000.00	\$80,000.00
Totals	Graph	1	\$80,000.00	\$80,000.00	\$80,000.00	\$80,000.00

Employer Name/Worksite Address	Graph	Count	Mean Wage	Median Wage	Lowest Wage	Highest Wage
METALLICA COMMODITIES CORP., 222 BLOOMINGDALE ROAD, WHITE PLAINS, NY (https://www.google.com/maps/place/222%20BLOOMINGDALE%20ROAD,WHITE%20PLAINS,NY)	Graph	1	\$80,000.00	\$80,000.00	\$80,000.00	\$80,000.00
Totals	Graph	1	\$80,000.00	\$80,000.00	\$80,000.00	\$80,000.00

Latitude: 41.025097 Longitude: -73.685204

Employer Name/Worksite Address	Graph	Count	Mean Wage	Median Wage	Lowest Wage	Highest Wage
PRICEWATERHOUSECOOPERS ADVISORY SERVICES LLC, 13 OLD ORCHARD RD., RYE BROOK, NY (https://www.google.com/maps/place/13%20OLD%20ORCHARD%20RD.,RYE%20BROOK,NY)	Graph	1	\$99,000.00	\$99,000.00	\$99,000.00	\$99,000.00
Totals	Graph	1	\$99,000.00	\$99,000.00	\$99,000.00	\$99,000.00

Latitude: 41.025104 Longitude: -73.7781

Employer Name/Worksite Address	Graph	Count	Mean Wage	Median Wage	Lowest Wage	Highest Wage
GRANDISON MANAGEMENT, INC., 12 TIBBITS AVENUE, WHITE PLAINS, NY (https://www.google.com/maps/place/12%20TIBBITS%20AVENUE,WHITE%20PLAINS,NY)	Graph	10	\$65,748.80	\$65,748.80	\$65,748.80	\$65,748.80
Totals	Graph	10	\$65,748.80	\$65,748.80	\$65,748.80	\$65,748.80

Latitude: 41.025287 Longitude: -73.715886

Employer Name/Worksite Address	Graph	Count	Mean Wage	Median Wage	Lowest Wage	Highest Wage
MASTERCARD INTERNATIONAL INCORPORATED, 100 MANHATTANVILLE ROAD, PURCHASE, NY (https://www.google.com/maps/place/100%20MANHATTANVILLE%20ROAD,PURCHASE,NY)	Graph	12	\$88,265.20	\$63,000.00	\$55,000.00	\$167,918.40
Totals	Graph	12	\$88,265.20	\$63,000.00	\$55,000.00	\$167,918.40

Latitude: 41.025406 Longitude: -73.717015

Employer Name/Employer Address	Graph	Count	Mean Wage	Median Wage	Lowest Wage	Highest Wage
KEIO ACADEMY OF NEW YORK, 3 COLLEGE ROAD, PURCHASE, NY (https://www.google.com/maps/place/3%20COLLEGE%20ROAD,PURCHASE,NY)	Graph	4	\$95,000.00	\$90,000.00	\$80,000.00	\$120,000.00
Totals	Graph	4	\$95,000.00	\$90,000.00	\$80,000.00	\$120,000.00

Employer Name/Worksite Address	Graph	Count	Mean Wage	Median Wage	Lowest Wage	Highest Wage
KEIO ACADEMY OF NEW YORK, 3 COLLEGE ROAD, PURCHASE, NY (https://www.google.com/maps/place/3%20COLLEGE%20ROAD,PURCHASE,NY)	Graph	4	\$95,000.00	\$90,000.00	\$80,000.00	\$120,000.00
Totals	Graph	4	\$95,000.00	\$90,000.00	\$80,000.00	\$120,000.00

Latitude: 41.027498 Longitude: -73.791219

Employer Name/Employer Address	Graph	Count	Mean Wage	Median Wage	Lowest Wage	Highest Wage
H MART HARTSDALE LLC., 371 N CENTRAL AVENUE, HARTSDALE, NY (https://www.google.com/maps/place/371%20N%20CENTRAL%20AVENUE,HARTSDALE,NY)	Graph	1	\$55,744.00	\$55,744.00	\$55,744.00	\$55,744.00
H MART HARTSDALE LLC., 371 N CENTRAL AVENUE, HARTSDALE, NY (https://www.google.com/maps/place/371N%20CENTRAL%20AVENUE,HARTSDALE,NY)	Graph	3	\$55,744.00	\$55,744.00	\$55,744.00	\$55,744.00
Totals	Graph	4	\$55,744.00	\$55,744.00	\$55,744.00	\$55,744.00

Employer Name/Worksite Address	Graph	Count	Mean Wage	Median Wage	Lowest Wage	Highest Wage
H MART HARTSDALE LLC., 371 N CENTRAL AVENUE, HARTSDALE, NY (https://www.google.com/maps/place/371%20N%20CENTRAL%20AVENUE,HARTSDALE,NY)	Graph	1	\$55,744.00	\$55,744.00	\$55,744.00	\$55,744.00
H MART HARTSDALE LLC., 371 N CENTRAL AVENUE, HARTSDALE, NY (https://www.google.com/maps/place/371N%20CENTRAL%20AVENUE,HARTSDALE,NY)	Graph	3	\$55,744.00	\$55,744.00	\$55,744.00	\$55,744.00
Totals	Graph	4	\$55,744.00	\$55,744.00	\$55,744.00	\$55,744.00

Latitude: 41.027785 Longitude: -73.737093

Employer Name/Employer Address	Graph	Count	Mean Wage	Median Wage	Lowest Wage	Highest Wage
THE LCP GROUP L.P., 711 WESTCHESTER AVENUE, WHITE PLAINS, NY (https://www.google.com/maps/place/711%20WESTCHESTER%20AVENUE,WHITE%20PLAINS,NY)	Graph	2	\$50,000.00	\$50,000.00	\$50,000.00	\$50,000.00
Totals	Graph	2	\$50,000.00	\$50,000.00	\$50,000.00	\$50,000.00

Employer Name/Worksite Address	Graph	Count	Mean Wage	Median Wage	Lowest Wage	Highest Wage
HENNINGSON, DURHAM & RICHARDSON, PC, 711 WESTCHESTER AVENUE, WHITE PLAINS, NY (https://www.google.com/maps/place/711%20WESTCHESTER%20AVENUE,WHITE%20PLAINS,NY)	Graph	3	\$54,077.87	\$50,000.00	\$50,000.00	\$62,233.60
Totals	Graph	3	\$54,077.87	\$50,000.00	\$50,000.00	\$62,233.60

Latitude: 41.027792 Longitude: -73.737107

Employer Name/Worksite Address	Graph	Count	Mean Wage	Median Wage	Lowest Wage	Highest Wage
BANCO DO BRASIL-NEW YORK BRANCH, 709 WESTCHESTER AVENUE, WHITE PLAINS, NY (https://www.google.com/maps/place/709%20WESTCHESTER%20AVENUE,WHITE%20PLAINS,NY)	Graph	1	\$85,000.00	\$85,000.00	\$85,000.00	\$85,000.00
Totals	Graph	1	\$85,000.00	\$85,000.00	\$85,000.00	\$85,000.00

Latitude: 41.027799 Longitude: -73.73712

Employer Name/Employer Address	Graph	Count	Mean Wage	Median Wage	Lowest Wage	Highest Wage
DATA SCIENCE PARTNERS, LLC, 707 WESTCHESTER AVE, WHITE PLAINS, NY (https://www.google.com/maps/place/707%20WESTCHESTER%20AVE,WHITE%20PLAINS,NY)	Graph	1	\$120,000.00	\$120,000.00	\$120,000.00	\$120,000.00
SEAVEST INVESTMENT GROUP LLC, 707 WESTCHESTER AVENUE, WHITE PLAINS, NY (https://www.google.com/maps/place/707%20WESTCHESTER%20AVENUE,WHITE%20PLAINS,NY)	Graph	1	\$165,000.00	\$165,000.00	\$165,000.00	\$165,000.00
SEAVEST INVESTMENT GROUP, LLC, 707 WESTCHESTER AVENUE, WHITE PLAINS, NY (https://www.google.com/maps/place/707%20WESTCHESTER%20AVENUE,WHITE%20PLAINS,NY)	Graph	1	\$80,000.18	\$80,000.18	\$80,000.18	\$80,000.18
Totals	Graph	3	\$121,666.73	\$120,000.00	\$80,000.18	\$165,000.00

Employer Name/Worksite Address	Graph	Count	Mean Wage	Median Wage	Lowest Wage	Highest Wage
DATA SCIENCE PARTNERS, LLC, 707 WESTCHESTER AVE, WHITE PLAINS, NY (https://www.google.com/maps/place/707%20WESTCHESTER%20AVE,WHITE%20PLAINS,NY)	Graph	1	\$120,000.00	\$120,000.00	\$120,000.00	\$120,000.00
SEAVEST INVESTMENT GROUP LLC, 707 WESTCHESTER AVENUE, WHITE PLAINS, NY (https://www.google.com/maps/place/707%20WESTCHESTER%20AVENUE,WHITE%20PLAINS,NY)	Graph	2	\$122,500.09	\$80,000.18	\$80,000.18	\$165,000.00
Totals	Graph	3	\$121,666.73	\$120,000.00	\$80,000.18	\$165,000.00

Latitude: 41.029347 Longitude: -73.765102

Employer Name/Employer Address	Graph	Count	Mean Wage	Median Wage	Lowest Wage	Highest Wage
PAPP ARCHITECTS, P.C., 188 EAST POST ROAD, WHITE PLAINS, NY (https://www.google.com/maps/place/188%20EAST%20POST%20ROAD,WHITE%20PLAINS,NY)	Graph	1	\$57,500.00	\$57,500.00	\$57,500.00	\$57,500.00
Totals	Graph	1	\$57,500.00	\$57,500.00	\$57,500.00	\$57,500.00

Employer Name/Worksite Address	Graph	Count	Mean Wage	Median Wage	Lowest Wage	Highest Wage
PAPP ARCHITECTS, P.C., 188 EAST POST ROAD, WHITE PLAINS, NY (https://www.google.com/maps/place/188%20EAST%20POST%20ROAD,WHITE%20PLAINS,NY)	Graph	1	\$57,500.00	\$57,500.00	\$57,500.00	\$57,500.00
Totals	Graph	1	\$57,500.00	\$57,500.00	\$57,500.00	\$57,500.00

Latitude: 41.029501 Longitude: -73.750784

Employer Name/Worksite Address	Graph	Count	Mean Wage	Median Wage	Lowest Wage	Highest Wage
GRANDISON MANAGEMENT, INC., 305 NORTH STREET, WHITE PLAINS, NY (https://www.google.com/maps/place/305%20NORTH%20STREET,WHITE%20PLAINS,NY)	Graph	10	\$67,745.60	\$67,745.60	\$67,745.60	\$67,745.60
Totals	Graph	10	\$67,745.60	\$67,745.60	\$67,745.60	\$67,745.60

Latitude: 41.030095 Longitude: -73.774248

Employer Name/Employer Address	Graph	Count	Mean Wage	Median Wage	Lowest Wage	Highest Wage
--------------------------------	-------	-------	-----------	-------------	-------------	--------------

Employer Name/Employer Address	Graph	Count	Mean Wage	Median Wage	Lowest Wage	Highest Wage
MAST-JAEGERMEISTER US, INC., 10 BANK STREET, SUITE 900, WHITE PLAINS, NY (https://www.google.com/maps/place/10%20BANK%20STREET,%20SUITE%20900,WHITE%20PLAINS,NY)	Graph	1	\$62,500.00	\$62,500.00	\$62,500.00	\$62,500.00
Totals	Graph	1	\$62,500.00	\$62,500.00	\$62,500.00	\$62,500.00

Employer Name/Worksite Address	Graph	Count	Mean Wage	Median Wage	Lowest Wage	Highest Wage
MAST-JAEGERMEISTER US, INC., 10 BANK STREET, SUITE 900, WHITE PLAINS, NY (https://www.google.com/maps/place/10%20BANK%20STREET,%20SUITE%20900,WHITE%20PLAINS,NY)	Graph	1	\$62,500.00	\$62,500.00	\$62,500.00	\$62,500.00
Totals	Graph	1	\$62,500.00	\$62,500.00	\$62,500.00	\$62,500.00

Latitude: 41.030383 Longitude: -73.74998

Employer Name/Employer Address	Graph	Count	Mean Wage	Median Wage	Lowest Wage
RAIL EUROPE, INC., 333 WESTCHESTER AVENUE, WHITE PLAINS, NY (https://www.google.com/maps/place/333%20WESTCHESTER%20AVENUE,WHITE%20PLAINS,NY)	Graph	1	\$90,813.00	\$90,813.00	\$90,813.00
SUBLIME WIRELESS INC., 333 WESTCHESTER AVENUE, SUITE SGO2, WEST HARRISON, NY (https://www.google.com/maps/place/333%20WESTCHESTER%20AVENUE,%20SUITE%20SGO2,WEST%20HARRISON,NY)	Graph	3	\$72,695.87	\$68,868.80	\$68,868.80
Totals	Graph	4	\$77,225.15	\$68,868.80	\$68,868.80

Employer Name/Worksite Address	Graph	Count	Mean Wage	Median Wage	Lowest Wage	Highest Wage
BDO USA, LLP, 333 WESTCHESTER AVE., WEST HARRISON, NY (https://www.google.com/maps/place/333%20WESTCHESTER%20AVE.,WEST%20HARRISON,NY)	Graph	1	\$129,323.00	\$129,323.00	\$129,323.00	\$129,323.00
BDO USA, LLP, 333 WESTCHESTER AVENUE, NEW YORK, NY (https://www.google.com/maps/place/333%20WESTCHESTER%20AVENUE,NEW%20YORK,NY)	Graph	1	\$129,000.00	\$129,000.00	\$129,000.00	\$129,000.00
SUBLIME WIRELESS INC., 333 WESTCHESTER AVENUE, WEST HARRISON, NY (https://www.google.com/maps/place/333%20WESTCHESTER%20AVENUE,WEST%20HARRISON,NY)	Graph	3	\$72,695.87	\$68,868.80	\$68,868.80	\$80,350.00
Totals	Graph	5	\$95,282.12	\$80,350.00	\$68,868.80	\$129,323.00

Latitude: 41.030999 Longitude: -73.767822

Employer Name/Worksite Address	Graph	Count	Mean Wage	Median Wage	Lowest Wage	Highest Wage
EUREKA INFOTECH,INC, 148 MARTIN AVENUE, WHITE PLAINS, NY (https://www.google.com/maps/place/148%20MARTIN%20AVENUE,WHITE%20PLAINS,NY)	Graph	1	\$55,910.00	\$55,910.00	\$55,910.00	\$55,910.00
PARTNERS SOFT, INC, 148 MARTIN AVE, WHITE PLAINS, NY (https://www.google.com/maps/place/148%20MARTIN%20AVE,WHITE%20PLAINS,NY)	Graph	1	\$90,900.00	\$90,900.00	\$90,900.00	\$90,900.00
WEBILENT TECHNOLOGY INC, 148 MARITINE AVENUE, WHITE PLAINS, NY (https://www.google.com/maps/place/148%20MARITINE%20AVENUE,WHITE%20PLAINS,NY)	Graph	1	\$91,000.00	\$91,000.00	\$91,000.00	\$91,000.00
ATRIA CONSULTING LLC, 148 MARTINE AVE., WHITE PLAINS, NY (https://www.google.com/maps/place/148%20MARTINE%20AVE.,WHITE%20PLAINS,NY)	Graph	2	\$73,000.00	\$71,000.00	\$71,000.00	\$75,000.00
MINTEX TECH, INC., 148 MARTINE AVENUE, WHITE PLAINS, NY (https://www.google.com/maps/place/148%20MARTINE%20AVENUE,WHITE%20PLAINS,NY)	Graph	2	\$62,500.00	\$62,000.00	\$62,000.00	\$63,000.00
MAESTRO TECHNOLOGIES,INC, 148 MARTINE AVE, WHITE PLAINS, NY (https://www.google.com/maps/place/148%20MARTINE%20AVE,WHITE%20PLAINS,NY)	Graph	4	\$68,977.50	\$60,000.00	\$55,910.00	\$95,000.00
Totals	Graph	11	\$71,338.18	\$65,000.00	\$55,910.00	\$95,000.00

Latitude: 41.031091 Longitude: -73.766147

Employer Name/Worksite Address	Graph	Count	Mean Wage	Median Wage	Lowest Wage	Highest Wage
EXPRESS STORE INC, 37 MAMARONECK AVE., WHITE PLAINS, NY (https://www.google.com/maps/place/37%20MAMARONECK%20AVE.,WHITE%20PLAINS,NY)	Graph	1	\$58,198.40	\$58,198.40	\$58,198.40	\$58,198.40

Employer Name/Worksite Address	Graph	Count	Mean Wage	Median Wage	Lowest Wage	Highest Wage
Totals	Graph	1	\$58,198.40	\$58,198.40	\$58,198.40	\$58,198.40

Latitude: 41.031112 Longitude: -73.7621

Employer Name/Worksite Address	Graph	Count	Mean Wage	Median Wage	Lowest Wage	Highest Wage
PRIVILEGE UNDERWRITERS, INC., 44 S. BROADWAY, SUITE 301, WHITE PLAINS, NY (https://www.google.com/maps/place/44%20S.%20BROADWAY,%20SUITE%20301,WHITE%20PLAINS,NY)	Graph	5	\$94,907.20	\$92,768.00	\$67,000.00	\$112,000.00
Totals	Graph	5	\$94,907.20	\$92,768.00	\$67,000.00	\$112,000.00

Employer Name/Worksite Address	Graph	Count	Mean Wage	Median Wage	Lowest Wage	Highest Wage
ARCADIS U.S., INC., 44 S BROADWAY, WHITE PLAINS, NY (https://www.google.com/maps/place/44%20S%20BROADWAY,WHITE%20PLAINS,NY)	Graph	1	\$73,008.00	\$73,008.00	\$73,008.00	\$73,008.00
PRIVILEGE UNDERWRITERS, INC., 44 S. BROADWAY, SUITE 301, WHITE PLAINS, NY (https://www.google.com/maps/place/44%20S.%20BROADWAY,%20SUITE%20301,WHITE%20PLAINS,NY)	Graph	5	\$94,907.20	\$92,768.00	\$67,000.00	\$112,000.00
SYNTEL CONSULTING INC., 44 SOUTH BROADWAY, WHITE PLAINS, NY (https://www.google.com/maps/place/44%20SOUTH%20BROADWAY,WHITE%20PLAINS,NY)	Graph	37	\$80,147.52	\$74,277.00	\$53,061.00	\$114,338.00
Totals	Graph	43	\$81,697.73	\$74,277.00	\$53,061.00	\$114,338.00

Latitude: 41.031255 Longitude: -73.762033

Employer Name/Worksite Address	Graph	Count	Mean Wage	Median Wage	Lowest Wage	Highest Wage
STARMD MEDICAL MANAGEMENT, LLC, 34 SOUTH BROADWAY, SUITE 711, WHITE PLAINS, NY (https://www.google.com/maps/place/34%20SOUTH%20BROADWAY,%20SUITE%20711,WHITE%20PLAINS,NY)	Graph	1	\$145,000.00	\$145,000.00	\$145,000.00	\$145,000.00
Totals	Graph	1	\$145,000.00	\$145,000.00	\$145,000.00	\$145,000.00

Latitude: 41.03147 Longitude: -73.758039

Employer Name/Worksite Address	Graph	Count	Mean Wage	Median Wage	Lowest Wage	Highest Wage
WEILL CORNELL MEDICAL COLLEGE, 21 BLOOMINGDALE ROAD, WHITE PLAINS, NY (https://www.google.com/maps/place/21%20BLOOMINGDALE%20ROAD,WHITE%20PLAINS,NY)	Graph	1	\$65,000.00	\$65,000.00	\$65,000.00	\$65,000.00
Totals	Graph	1	\$65,000.00	\$65,000.00	\$65,000.00	\$65,000.00

Latitude: 41.031473 Longitude: -73.774035

Employer Name/Worksite Address	Graph	Count	Mean Wage	Median Wage	Lowest Wage	Highest Wage
HIREVUE, INC., 15 BANK STREET, WHITE PLAINS, NY (https://www.google.com/maps/place/15%20BANK%20STREET,WHITE%20PLAINS,NY)	Graph	1	\$90,000.00	\$90,000.00	\$90,000.00	\$90,000.00
Totals	Graph	1	\$90,000.00	\$90,000.00	\$90,000.00	\$90,000.00

Latitude: 41.031583 Longitude: -73.765722

Employer Name/Worksite Address	Graph	Count	Mean Wage	Median Wage	Lowest Wage	Highest Wage
SUNSHA INTERNATIONAL LLC, 227 MARTINE AV SUITE220B, WHITE PLAINS, NY (https://www.google.com/maps/place/227%20MARTINE%20AV%20SUITE220B,WHITE%20PLAINS,NY)	Graph	2	\$49,920.00	\$49,920.00	\$49,920.00	\$49,920.00
Totals	Graph	2	\$49,920.00	\$49,920.00	\$49,920.00	\$49,920.00

Employer Name/Worksite Address	Graph	Count	Mean Wage	Median Wage	Lowest Wage	Highest Wage
SUNSHA INTERNATIONAL LLC, 227 MARTINE AV SUITE220B, WHITE PLAINS, NY (https://www.google.com/maps/place/227%20MARTINE%20AV%20SUITE220B,WHITE%20PLAINS,NY)	Graph	2	\$49,920.00	\$49,920.00	\$49,920.00	\$49,920.00
Totals	Graph	2	\$49,920.00	\$49,920.00	\$49,920.00	\$49,920.00

Latitude: 41.031828 Longitude: -73.772677

Employer Name/Employer Address	Graph	Count	Mean Wage	Median Wage	Lowest Wage	Highest Wage
BRIDGE INTERNATIONAL GROUP LLC, 50 MAIN ST, WHITE PLAINS, NY (https://www.google.com/maps/place/50%20MAIN%20ST,WHITE%20PLAINS,NY)	Graph	1	\$60,000.00	\$60,000.00	\$60,000.00	\$60,000.00
BRIDGE INTERNATIONAL GROUP, LLC, 50 MAIN STREET, WHITE PLAINS, NY (https://www.google.com/maps/place/50%20MAIN%20STREET,WHITE%20PLAINS,NY)	Graph	1	\$47,590.40	\$47,590.40	\$47,590.40	\$47,590.40
BUILDING INTELLIGENCE INC., 50 MAIN STREET, WHITE PLAINS, NY (https://www.google.com/maps/place/50%20MAIN%20STREET,WHITE%20PLAINS,NY)	Graph	1	\$70,220.80	\$70,220.80	\$70,220.80	\$70,220.80
BUNGE GLOBAL MARKETS, INC., 50 MAIN STREET, 6TH FLOOR, WHITE PLAINS, NY (https://www.google.com/maps/place/50%20MAIN%20STREET,%206TH%20FLOOR,WHITE%20PLAINS,NY)	Graph	1	\$90,000.00	\$90,000.00	\$90,000.00	\$90,000.00
BUNGE MANAGEMENT SERVICES, INC., 50 MAIN STREET, WHITE PLAINS, NY (https://www.google.com/maps/place/50%20MAIN%20STREET,WHITE%20PLAINS,NY)	Graph	1	\$162,000.00	\$162,000.00	\$162,000.00	\$162,000.00
GROUP-S LLC, 50 MAIN STREET, WHITE PLAINS, NY (https://www.google.com/maps/place/50%20MAIN%20STREET,WHITE%20PLAINS,NY)	Graph	1	\$62,000.00	\$62,000.00	\$62,000.00	\$62,000.00
BUNGE GLOBAL MARKETS, INC., 50 MAIN STREET, WHITE PLAINS, NY (https://www.google.com/maps/place/50%20MAIN%20STREET,WHITE%20PLAINS,NY)	Graph	2	\$105,000.00	\$95,000.00	\$95,000.00	\$115,000.00
E-CORE IT SOLUTIONS, LLC, 50 MAIN STREET, WHITE PLAINS, NY (https://www.google.com/maps/place/50%20MAIN%20STREET,WHITE%20PLAINS,NY)	Graph	3	\$110,625.00	\$106,875.00	\$100,000.00	\$125,000.00
BUNGE MANAGEMENT SERVICES, INC., 50 MAIN STREET, 6TH FLOOR, WHITE PLAINS, NY (https://www.google.com/maps/place/50%20MAIN%20STREET,%206TH%20FLOOR,WHITE%20PLAINS,NY)	Graph	4	\$248,750.00	\$80,000.00	\$75,000.00	\$700,000.00
ECS FIN INC., 50 MAIN STREET, WHITE PLAINS, NY (https://www.google.com/maps/place/50%20MAIN%20STREET,WHITE%20PLAINS,NY)	Graph	4	\$64,000.00	\$56,000.00	\$56,000.00	\$88,000.00
Totals	Graph	19	\$120,246.64	\$88,000.00	\$47,590.40	\$700,000.00

Employer Name/Worksite Address	Graph	Count	Mean Wage	Median Wage	Lowest Wage	Highest Wage
P2 CONSULTANCY SERVICES INC., 50 MAIN ST, WHITE PLAINS, NY (https://www.google.com/maps/place/50%20MAIN%20ST,WHITE%20PLAINS,NY)	Graph	4	\$92,663.25	\$75,000.00	\$65,000.00	\$137,885.00
BUNGE MANAGEMENT SERVICES, INC., 50 MAIN STREET, 6TH FLOOR, WHITE PLAINS, NY (https://www.google.com/maps/place/50%20MAIN%20STREET,%206TH%20FLOOR,WHITE%20PLAINS,NY)	Graph	5	\$217,000.00	\$90,000.00	\$75,000.00	\$700,000.00
ADVANCE SOLUTIONS CORPORATION, 50 MAIN STREET, WHITE PLAINS, NY (https://www.google.com/maps/place/50%20MAIN%20STREET,WHITE%20PLAINS,NY)	Graph	20	\$84,133.27	\$80,000.00	\$47,590.40	\$162,000.00
Totals	Graph	29	\$108,217.88	\$84,200.00	\$47,590.40	\$700,000.00

Latitude: 41.032004 Longitude: -73.770307

Employer Name/Worksite Address	Graph	Count	Mean Wage	Median Wage	Lowest Wage	Highest Wage
EXPRESS STORE INC, 100 MAIN STREET, WHITE PLAINS, NY (https://www.google.com/maps/place/100%20MAIN%20STREET,WHITE%20PLAINS,NY)	Graph	1	\$58,198.40	\$58,198.40	\$58,198.40	\$58,198.40
Totals	Graph	1	\$58,198.40	\$58,198.40	\$58,198.40	\$58,198.40

Latitude: 41.032019 Longitude: -73.772547

Employer Name/Employer Address	Graph	Count	Mean Wage	Median Wage	Lowest Wage	Highest Wage
ARGUS INFORMATION AND ADVISORY SERVICES LLC, 1 N LEXINGTON AVE, WHITE PLAINS, NY (https://www.google.com/maps/place/1%20N%20LEXINGTON%20AVE,WHITE%20PLAINS,NY)	Graph	1	\$88,000.00	\$88,000.00	\$88,000.00	\$88,000.00

Employer Name/Employer Address	Graph	Count	Mean Wage	Median Wage	Lowest Wage	Highest Wage
DONALD J. PLINER OF FLORIDA LLC, 1 NORTH LEXINGTON AVENUE, WHITE PLAINS, NY (https://www.google.com/maps/place/1%20NORTH%20LEXINGTON%20AVENUE,WHITE%20PLAINS,NY)	Graph	2	\$158,725.00	\$158,725.00	\$158,725.00	\$158,725.00
ARGUS INFORMATION AND ADVISORY SERVICES LLC, 1 NORTH LEXINGTON AVE, WHITE PLAINS, NY (https://www.google.com/maps/place/1%20NORTH%20LEXINGTON%20AVE,WHITE%20PLAINS,NY)	Graph	27	\$95,759.26	\$87,500.00	\$70,000.00	\$182,000.00
ARGUS INFORMATION AND ADVISORY SERVICES LLC, 1 N. LEXINGTON AVENUE, WHITE PLAINS, NY (https://www.google.com/maps/place/1%20N.%20LEXINGTON%20AVENUE,WHITE%20PLAINS,NY)	Graph	166	\$59,755.28	\$60,000.00	\$57,491.00	\$90,000.00
Totals	Graph	196	\$65,869.02	\$60,000.00	\$57,491.00	\$182,000.00

Employer Name/Worksite Address	Graph	Count	Mean Wage	Median Wage	Lowest Wage	Highest Wage
ALINDUS, INC., 1 NORTH LEXINGTON AVENUE 17TH FLOOR, WHITE PLAINS, NY (https://www.google.com/maps/place/1%20NORTH%20LEXINGTON%20AVENUE%2017TH%20FLOOR,WHITE%20PLAINS,NY)	Graph	1	\$68,640.00	\$68,640.00	\$68,640.00	\$68,640.00
ALLIANCEBERNSTEIN L.P., ONE NORTH LEXINGTON AVENUE, WHITE PLAINS, NY (https://www.google.com/maps/place/ONE%20NORTH%20LEXINGTON%20AVENUE,WHITE%20PLAINS,NY)	Graph	1	\$90,000.00	\$90,000.00	\$90,000.00	\$90,000.00
ARGUS INFORMATION AND ADVISORY SERVICES LLC, 1 N LEXINGTON AVE 16TH FLOOR, WHITE PLAINS, NY (https://www.google.com/maps/place/1%20N%20LEXINGTON%20AVE%2016TH%20FLOOR,WHITE%20PLAINS,NY)	Graph	1	\$86,000.00	\$86,000.00	\$86,000.00	\$86,000.00
INSURANCE SERVICES OFFICE, INC., 1 N LEXINGTON AVE., WHITE PLAINS, NY (https://www.google.com/maps/place/1%20N%20LEXINGTON%20AVE.,WHITE%20PLAINS,NY)	Graph	1	\$85,000.00	\$85,000.00	\$85,000.00	\$85,000.00
MARLABS, INC., 1 N LEXINGTON AVE, 17TH FLOOR, WHITE PLAINS, NY (https://www.google.com/maps/place/1%20N%20LEXINGTON%20AVE,%2017TH%20FLOOR,WHITE%20PLAINS,NY)	Graph	1	\$75,800.00	\$75,800.00	\$75,800.00	\$75,800.00
METANOIA SOLUTIONS INC., 1 N. LEXINGTON AVENUE, 17TH FLOOR, WHITE PLAINS, NY (https://www.google.com/maps/place/1%20N.%20LEXINGTON%20AVENUE,%2017TH%20FLOOR,WHITE%20PLAINS,NY)	Graph	1	\$70,221.00	\$70,221.00	\$70,221.00	\$70,221.00
UNICORN TECHNOLOGIES, LLC, 1 N LEXINGTON AVENUE, WHITE PLAINS, NY (https://www.google.com/maps/place/1%20N%20LEXINGTON%20AVENUE,WHITE%20PLAINS,NY)	Graph	1	\$62,000.00	\$62,000.00	\$62,000.00	\$62,000.00
CYBERTHINK INC, 1 NORTH LEXINGTON AVENUE, WHITEPLAINS, NY (https://www.google.com/maps/place/1%20NORTH%20LEXINGTON%20AVENUE,WHITEPLAINS,NY)	Graph	2	\$90,900.00	\$90,900.00	\$90,900.00	\$90,900.00
DEEBECON INC, 1 N LEXINGTON AVE, WHITE PLAINS, NY (https://www.google.com/maps/place/1%20N%20N%20LEXINGTON%20AVE,WHITE%20PLAINS,NY)	Graph	4	\$86,652.80	\$86,652.80	\$86,652.80	\$86,652.80
ARGUS INFORMATION AND ADVISORY SERVICES LLC, 1 NORTH LEXINGTON AVE., WHITE PLAINS, NY (https://www.google.com/maps/place/1%20NORTH%20LEXINGTON%20AVE.,WHITE%20PLAINS,NY)	Graph	6	\$97,166.67	\$88,500.00	\$78,500.00	\$100,000.00
TURBONOMIC, INC, 1 NORTH LEXINGTON AVE, WHITE PLAINS, NY (https://www.google.com/maps/place/1%20NORTH%20LEXINGTON%20AVE,WHITE%20PLAINS,NY)	Graph	22	\$102,121.41	\$91,000.00	\$70,000.00	\$150,000.00
EBS-MINDS IT INC, 1 N LEXINGTON AVE, WHITE PLAINS, NY (https://www.google.com/maps/place/1%20N%20LEXINGTON%20AVE,WHITE%20PLAINS,NY)	Graph	30	\$73,794.77	\$71,781.00	\$55,910.00	\$90,000.00
CYBERTHINK INC, 1 NORTH LEXINGTON AVENUE, WHITE PLAINS, NY (https://www.google.com/maps/place/1%20NORTH%20LEXINGTON%20AVENUE,WHITE%20PLAINS,NY)	Graph	51	\$78,090.69	\$71,781.00	\$66,500.00	\$90,000.00
ARGUS INFORMATION AND ADVISORY SERVICES LLC, 1 N. LEXINGTON AVENUE, WHITE PLAINS, NY (https://www.google.com/maps/place/1%20N.%20LEXINGTON%20AVENUE,WHITE%20PLAINS,NY)	Graph	169	\$59,485.31	\$60,000.00	\$55,910.00	\$90,000.00
Totals	Graph	291	\$69,227.59	\$60,000.00	\$55,910.00	\$90,000.00

Latitude: 41.032031 Longitude: -73.764622

Employer Name/Worksite Address	Graph	Count	Mean Wage	Median Wage	Lowest Wage	Highest Wage
AMERICAN INSTITUTES FOR RESEARCH, 1 CITY PLACE, WHITE PLAINS, NY (https://www.google.com/maps/place/1%20CITY%20PLACE,WHITE%20PLAINS,NY)	Graph	1	\$43,618.00	\$43,618.00	\$43,618.00	\$43,618.00
Totals	Graph	1	\$43,618.00	\$43,618.00	\$43,618.00	\$43,618.00

Latitude: 41.032046 Longitude: -73.771584

Employer Name/Employer Address	Graph	Count	Mean Wage	Median Wage	Lowest Wage	Highest Wage
MIONETTO USA, INC., 81 MAIN STREET, WHITE PLAINS, NY (https://www.google.com/maps/place/81%20MAIN%20STREET,WHITE%20PLAINS,NY)	Graph	1	\$40,900.00	\$40,900.00	\$40,900.00	\$40,900.00
Totals	Graph	1	\$40,900.00	\$40,900.00	\$40,900.00	\$40,900.00

Employer Name/Worksite Address	Graph	Count	Mean Wage	Median Wage	Lowest Wage	Highest Wage
MIONETTO USA, INC., 81 MAIN STREET, WHITE PLAINS, NY (https://www.google.com/maps/place/81%20MAIN%20STREET,WHITE%20PLAINS,NY)	Graph	1	\$40,900.00	\$40,900.00	\$40,900.00	\$40,900.00
Totals	Graph	1	\$40,900.00	\$40,900.00	\$40,900.00	\$40,900.00

Latitude: 41.032065 Longitude: -73.766742

Employer Name/Worksite Address	Graph	Count	Mean Wage	Median Wage	Lowest Wage	Highest Wage
CITIMEDICAL I, PLLC, 14 MAMARONECK AVENUE, WHITE PLAINS, NY (https://www.google.com/maps/place/14%20MAMARONECK%20AVENUE,WHITE%20PLAINS,NY)	Graph	1	\$58,000.00	\$58,000.00	\$58,000.00	\$58,000.00
Totals	Graph	1	\$58,000.00	\$58,000.00	\$58,000.00	\$58,000.00

Latitude: 41.032133 Longitude: -73.770356

Employer Name/Employer Address	Graph	Count	Mean Wage	Median Wage	Lowest Wage	Highest Wage
NEW YORK POWER AUTHORITY, 123 MAIN ST., WHITE PLAINS, NY (https://www.google.com/maps/place/123%20MAIN%20ST.,WHITE%20PLAINS,NY)	Graph	14	\$98,056.53	\$96,390.00	\$69,326.40	\$128,565.00
Totals	Graph	14	\$98,056.53	\$96,390.00	\$69,326.40	\$128,565.00

Employer Name/Worksite Address	Graph	Count	Mean Wage	Median Wage	Lowest Wage	Highest Wage
ADVENT GLOBAL SOLUTIONS INC, 123 MAIN ST., WHITE PLAINS., NY (https://www.google.com/maps/place/123%20MAIN%20ST.,WHITE%20PLAINS.,NY)	Graph	1	\$84,900.00	\$84,900.00	\$84,900.00	\$84,900.00
NEW YORK POWER AUTHORITY, 123 MAIN ST., WHITE PLAINS, NY (https://www.google.com/maps/place/123%20MAIN%20ST.,WHITE%20PLAINS,NY)	Graph	2	\$71,500.00	\$65,000.00	\$65,000.00	\$78,000.00
WENOVA INC., 123 MAIN ST, WHITE PLAINS, NY (https://www.google.com/maps/place/123%20MAIN%20ST,WHITE%20PLAINS,NY)	Graph	3	\$75,000.00	\$75,000.00	\$75,000.00	\$75,000.00
NEW YORK POWER AUTHORITY, 123 MAIN STREET, WHITE PLAINS, NY (https://www.google.com/maps/place/123%20MAIN%20STREET,WHITE%20PLAINS,NY)	Graph	48	\$85,996.38	\$84,864.00	\$53,165.00	\$128,565.00
Totals	Graph	54	\$84,828.26	\$84,864.00	\$53,165.00	\$128,565.00

Latitude: 41.032458 Longitude: -73.772244



Employer Name/Worksite Address	Graph	Count	Mean Wage	Median Wage	Lowest Wage	Highest Wage
DEEBECON INC, 1 N LEXINTON AVE, WHITE PLAINS, NY (https://www.google.com/maps/place/1%20N%20LEXINTON%20AVE,WHITE%20PLAINS,NY)	Graph	7	\$97,760.00	\$97,760.00	\$97,760.00	\$97,760.00
Totals	Graph	7	\$97,760.00	\$97,760.00	\$97,760.00	\$97,760.00










Latitude: 41.032929 Longitude: -73.757797

Employer Name/Worksite Address	Graph	Count	Mean Wage	Median Wage	Lowest Wage	Highest Wage
PEPSICO, INC., 1111 WESTCHESTER AVENUE, WHITE PLAINS, NY (https://www.google.com/maps/place/1111%20WESTCHESTER%20AVENUE,WHITE%20PLAINS,NY)	Graph	1	\$145,000.00	\$145,000.00	\$145,000.00	\$145,000.00
Totals	Graph	1	\$145,000.00	\$145,000.00	\$145,000.00	\$145,000.00




Latitude: 41.032947 Longitude: -73.765064

Employer Name/Employer Address	Graph	Count	Mean Wage	Median Wage	Lowest Wage	Highest Wage
--------------------------------	-------	-------	-----------	-------------	-------------	--------------



Employer Name/Employer Address	Graph	Count	Mean Wage	Median Wage	Lowest Wage	Highest Wage
YOUR SHOT, LLC, C/O GRF LLP, WHITE PLAINS, NY (https://www.google.com/maps/place/C/O%20GRF%20LLP,WHITE%20PLAINS,NY)		1	\$150,000.00	\$150,000.00	\$150,000.00	\$150,000.00
Totals		1	\$150,000.00	\$150,000.00	\$150,000.00	\$150,000.00



Employer Name/Worksite Address	Graph	Count	Mean Wage	Median Wage	Lowest Wage	Highest Wage
AIT GLOBAL, INC, 123 MAIN STREET WHITE PLAINS, NEW YORK, NY (https://www.google.com/maps/place/123%20MAIN%20STREET%20WHITE%20PLAINS,NEW%20YORK,NY)		1	\$85,000.00	\$85,000.00	\$85,000.00	\$85,000.00
ASTIR IT SOLUTIONS INC, 123 MAIN ST, WHITE PLAINS, NY (https://www.google.com/maps/place/123%20MAIN%20ST,WHITE%20PLAINS,NY)		1	\$96,000.00	\$96,000.00	\$96,000.00	\$96,000.00
DACK CONSULTING SOLUTIONS, INC., DACK CONSULTING SOLUTIONS, INC., WHITE PLAINS, NY (https://www.google.com/maps/place/DACK%20CONSULTING%20SOLUTIONS,%20INC.,WHITE%20PLAINS,NY)		1	\$47,466.00	\$47,466.00	\$47,466.00	\$47,466.00
EVEREST CONSULTING GROUP, INC., NYPA (NEW YORK POWER AUTHORITY), WHITE PLAINS, NY (https://www.google.com/maps/place/NYPA%20(NEW%20YORK%20POWER%20AUTHORITY),WHITE%20PLAINS,NY)		1	\$76,000.00	\$76,000.00	\$76,000.00	\$76,000.00
PROFESSIONAL ORTHOPEDIC AND SPORTS PHYSICAL THERAPY, P.C., 100 MAIN STREET, WHITE PLAINS, NY (https://www.google.com/maps/place/100%20MAIN%20STREET,WHITE%20PLAINS,NY)		1	\$80,000.00	\$80,000.00	\$80,000.00	\$80,000.00
SOFTWARE LABS LLC, NEW YORK POWER AUTHORITY, WHITE PLAINS, NY (https://www.google.com/maps/place/NEW%20YORK%20POWER%20AUTHORITY,WHITE%20PLAINS,NY)		1	\$73,000.00	\$73,000.00	\$73,000.00	\$73,000.00
SUNRAY INFOSYS INCORPORATION, 1 NORTH LEXINGTON, WHITE PLAINS, NY (https://www.google.com/maps/place/1%20NORTH%20LEXINGTON,WHITE%20PLAINS,NY)		1	\$64,813.00	\$64,813.00	\$64,813.00	\$64,813.00
TOMLIN LAW PLLC, 199 MAIN ST., WHITE PLAINS, NY (https://www.google.com/maps/place/199%20MAIN%20ST.,WHITE%20PLAINS,NY)		1	\$83,200.00	\$83,200.00	\$83,200.00	\$83,200.00
Totals		8	\$75,684.88	\$76,000.00	\$47,466.00	\$96,000.00

Latitude: 41.032949 Longitude: -73.755883

Employer Name/Worksite Address	Graph	Count	Mean Wage	Median Wage	Lowest Wage	Highest Wage
VAKTECH CORPORATION, LLC, 1129 WESTCHESTER AVE, WHITE PLAIN, NY (https://www.google.com/maps/place/1129%20WESTCHESTER%20AVE,WHITE%20PLAIN,NY)		1	\$60,000.00	\$60,000.00	\$60,000.00	\$60,000.00
DELOITTE CONSULTING LLP, 1111 WESTCHESTER AVENUE, WHITE PLAINS, NY (https://www.google.com/maps/place/1111%20WESTCHESTER%20AVENUE,WHITE%20PLAINS,NY)		15	\$128,000.00	\$128,000.00	\$128,000.00	\$128,000.00
Totals		16	\$123,750.00	\$128,000.00	\$60,000.00	\$128,000.00

Latitude: 41.032961 Longitude: -73.770707

Employer Name/Employer Address	Graph	Count	Mean Wage	Median Wage	Lowest Wage	Highest Wage
IMAGEWORK TECHNOLOGIES CORPORATION, 170 HAMILTON AVENUE, WHITE PLAINS, NY (https://www.google.com/maps/place/170%20HAMILTON%20AVENUE,WHITE%20PLAINS,NY)		2	\$71,781.00	\$71,781.00	\$71,781.00	\$71,781.00
Totals		2	\$71,781.00	\$71,781.00	\$71,781.00	\$71,781.00

Employer Name/Worksite Address	Graph	Count	Mean Wage	Median Wage	Lowest Wage	Highest Wage
IMAGEWORK TECHNOLOGIES CORPORATION, 170 HAMILTON AVENUE, WHITE PLAINS, NY (https://www.google.com/maps/place/170%20HAMILTON%20AVENUE,WHITE%20PLAINS,NY)		2	\$71,781.00	\$71,781.00	\$71,781.00	\$71,781.00
Totals		2	\$71,781.00	\$71,781.00	\$71,781.00	\$71,781.00

Latitude: 41.033278 Longitude: -73.761585

Employer Name/Employer Address	Graph	Count	Mean Wage	Median Wage	Lowest Wage	Highest Wage
TALL AND SMALL EVENTS, LLC, 25 FRANKLIN AVE, WHITE PLAINS, NY (https://www.google.com/maps/place/25%20FRANKLIN%20AVE,WHITE%20PLAINS,NY)		2	\$64,480.00	\$64,480.00	\$64,480.00	\$64,480.00

Employer Name/Employer Address	Graph	Count	Mean Wage	Median Wage	Lowest Wage	Highest Wage
Totals	Graph	2	\$64,480.00	\$64,480.00	\$64,480.00	\$64,480.00

Employer Name/Worksite Address	Graph	Count	Mean Wage	Median Wage	Lowest Wage	Highest Wage
TALL AND SMALL EVENTS, LLC, 25 FRANKLIN AVE, WHITE PLAINS, NY (https://www.google.com/maps/place/25%20FRANKLIN%20AVE,WHITE%20PLAINS,NY)	Graph	2	\$64,480.00	\$64,480.00	\$64,480.00	\$64,480.00
Totals	Graph	2	\$64,480.00	\$64,480.00	\$64,480.00	\$64,480.00

Latitude: 41.033735 Longitude: -73.975292

Employer Name/Employer Address	Graph	Count	Mean Wage	Median Wage	Lowest Wage	Highest Wage
LTS RESEARCH LABORATORIES, INC., 37 RAMLAND ROAD, ORANGEBURG, NY (https://www.google.com/maps/place/37%20RAMLAND%20ROAD,ORANGEBURG,NY)	Graph	2	\$68,868.80	\$68,868.80	\$68,868.80	\$68,868.80
Totals	Graph	2	\$68,868.80	\$68,868.80	\$68,868.80	\$68,868.80

Employer Name/Worksite Address	Graph	Count	Mean Wage	Median Wage	Lowest Wage	Highest Wage
LTS RESEARCH LABORATORIES, INC., 37 RAMLAND ROAD, ORANGEBURG, NY (https://www.google.com/maps/place/37%20RAMLAND%20ROAD,ORANGEBURG,NY)	Graph	2	\$68,868.80	\$68,868.80	\$68,868.80	\$68,868.80
Totals	Graph	2	\$68,868.80	\$68,868.80	\$68,868.80	\$68,868.80

Latitude: 41.034158 Longitude: -73.761549

Employer Name/Worksite Address	Graph	Count	Mean Wage	Median Wage	Lowest Wage	Highest Wage
NINFO SYSTEMS INC, 44 S BROAD WAY, WHITE PLAINS, NY (https://www.google.com/maps/place/44%20S%20BROAD%20WAY,WHITE%20PLAINS,NY)	Graph	1	\$72,000.00	\$72,000.00	\$72,000.00	\$72,000.00
Totals	Graph	1	\$72,000.00	\$72,000.00	\$72,000.00	\$72,000.00

Latitude: 41.034237 Longitude: -73.723058

Employer Name/Employer Address	Graph	Count	Mean Wage	Median Wage	Lowest Wage	Highest Wage
BOTTLING GROUP, LLC, 700 ANDERSON HILL ROAD, PURCHASE, NY (https://www.google.com/maps/place/700%20ANDERSON%20HILL%20ROAD,PURCHASE,NY)	Graph	1	\$95,000.00	\$95,000.00	\$95,000.00	\$95,000.00
ROLLING FRITO-LAY SALES, LP, 700 ANDERSON HILL ROAD, PURCHASE, NY (https://www.google.com/maps/place/700%20ANDERSON%20HILL%20ROAD,PURCHASE,NY)	Graph	1	\$98,570.00	\$98,570.00	\$98,570.00	\$98,570.00
PEPSI-COLA ADVERTISING AND MARKETING, INC., 700 ANDERSON HILL ROAD, PURCHASE, NY (https://www.google.com/maps/place/700%20ANDERSON%20HILL%20ROAD,PURCHASE,NY)	Graph	2	\$69,000.00	\$58,000.00	\$58,000.00	\$80,000.00
PEPSI-COLA TECHNICAL OPERATIONS, INC., 700 ANDERSON HILL ROAD, PURCHASE, NY (https://www.google.com/maps/place/700%20ANDERSON%20HILL%20ROAD,PURCHASE,NY)	Graph	4	\$97,998.00	\$95,000.00	\$92,000.00	\$103,792.00
PEPSICO, INC., 700 ANDERSON HILL ROAD, PURCHASE, NY (https://www.google.com/maps/place/700%20ANDERSON%20HILL%20ROAD,PURCHASE,NY)	Graph	15	\$103,759.07	\$100,000.00	\$58,000.00	\$181,500.00
Totals	Graph	23	\$99,128.17	\$96,300.00	\$58,000.00	\$181,500.00

Employer Name/Worksite Address	Graph	Count	Mean Wage	Median Wage	Lowest Wage	Highest Wage
INFOSYS LIMITED, 700 ANDERSON HILL RD, PURCHASE, NY (https://www.google.com/maps/place/700%20ANDERSON%20HILL%20RD,PURCHASE,NY)	Graph	17	\$85,042.47	\$88,452.00	\$70,500.00	\$106,954.00
PEPSICO, INC., 700 ANDERSON HILL ROAD, PURCHASE, NY (https://www.google.com/maps/place/700%20ANDERSON%20HILL%20ROAD,PURCHASE,NY)	Graph	28	\$86,594.86	\$70,000.00	\$62,000.00	\$181,500.00

Employer Name/Worksite Address	Graph	Count	Mean Wage	Median Wage	Lowest Wage	Highest Wage
Totals	Graph	45	\$86,008.40	\$73,305.00	\$62,000.00	\$181,500.00

Latitude: 41.034422 Longitude: -73.766921

Employer Name/Employer Address	Graph	Count	Mean Wage	Median Wage	Lowest Wage	Highest Wage
LALIBELO LTD, 360 HAMILTON AVENUE, WHITE PLAINS, NY (https://www.google.com/maps/place/360%20HAMILTON%20AVENUE,WHITE%20PLAINS,NY)	Graph	1	\$61,000.00	\$61,000.00	\$61,000.00	\$61,000.00
HEINEKEN USA, INC., 360 HAMILTON AVENUE, WHITE PLAINS, NY (https://www.google.com/maps/place/360%20HAMILTON%20AVENUE,WHITE%20PLAINS,NY)	Graph	5	\$129,906.00	\$134,000.00	\$102,000.00	\$155,530.00
NATIONAL ECONOMIC RESEARCH ASSOCIATES, INC., 360 HAMILTON AVENUE, WHITE PLAINS, NY (https://www.google.com/maps/place/360%20HAMILTON%20AVENUE,WHITE%20PLAINS,NY)	Graph	76	\$91,197.37	\$84,000.00	\$70,000.00	\$180,000.00
Totals	Graph	82	\$93,189.39	\$84,000.00	\$61,000.00	\$180,000.00

Employer Name/Worksite Address	Graph	Count	Mean Wage	Median Wage	Lowest Wage	Highest Wage
YOUR SHOT, LLC, 360 HAMILTON AVENUE, WHITE PLAINS, NY (https://www.google.com/maps/place/360%20HAMILTON%20AVENUE,WHITE%20PLAINS,NY)	Graph	30	\$93,584.33	\$84,000.00	\$70,000.00	\$180,000.00
Totals	Graph	30	\$93,584.33	\$84,000.00	\$70,000.00	\$180,000.00

Latitude: 41.034499 Longitude: -73.771257

Employer Name/Employer Address	Graph	Count	Mean Wage	Median Wage	Lowest Wage	Highest Wage
RICHARD ALLEN INC, 1 BARKER AVENUE, WHITE PLAINS, NY (https://www.google.com/maps/place/1%20BARKER%20AVENUE,WHITE%20PLAINS,NY)	Graph	3	\$52,899.47	\$53,500.00	\$47,000.00	\$58,198.40
Totals	Graph	3	\$52,899.47	\$53,500.00	\$47,000.00	\$58,198.40

Employer Name/Worksite Address	Graph	Count	Mean Wage	Median Wage	Lowest Wage	Highest Wage
RICHARD ALLEN INC, 1 BARKER AVENUE, WHITE PLAINS, NY (https://www.google.com/maps/place/1%20BARKER%20AVENUE,WHITE%20PLAINS,NY)	Graph	3	\$52,899.47	\$53,500.00	\$47,000.00	\$58,198.40
Totals	Graph	3	\$52,899.47	\$53,500.00	\$47,000.00	\$58,198.40

Latitude: 41.034562 Longitude: -73.766556

Employer Name/Worksite Address	Graph	Count	Mean Wage	Median Wage	Lowest Wage	Highest Wage
TECH MAHINDRA (AMERICAS),INC., 400 HAMILTON AVE, WHITE PLAINS, NY (https://www.google.com/maps/place/400%20HAMILTON%20AVE,WHITE%20PLAINS,NY)	Graph	2	\$77,473.00	\$75,796.00	\$75,796.00	\$79,150.00
Totals	Graph	2	\$77,473.00	\$75,796.00	\$75,796.00	\$79,150.00

Latitude: 41.034647 Longitude: -73.766333

Employer Name/Worksite Address	Graph	Count	Mean Wage	Median Wage	Lowest Wage	Highest Wage
TECH MAHINDRA (AMERICAS),INC., 440 HAMILTON AVE, RM# E7.302, WHITE PLAINS, NY (https://www.google.com/maps/place/440%20HAMILTON%20AVE, RM#%20E7.302, WHITE%20PLAINS, NY)	Graph	4	\$75,796.00	\$75,796.00	\$75,796.00	\$75,796.00
TECH MAHINDRA (AMERICAS),INC., 440 HAMILTON AVE, WHITE PLAINS, NY (https://www.google.com/maps/place/440%20HAMILTON%20AVE,WHITE%20PLAINS,NY)	Graph	35	\$79,200.66	\$75,796.00	\$71,781.00	\$96,000.00
Totals	Graph	39	\$78,851.46	\$75,796.00	\$71,781.00	\$96,000.00

Latitude: 41.034945 Longitude: -73.76529

Employer Name/Employer Address	Graph	Count	Mean Wage	Median Wage	Lowest Wage	Highest Wage
EMAX HEALTH SYSTEM, LLC, 445 HAMILTON AVENUE, WHITE PLAINS, NY (https://www.google.com/maps/place/445%20HAMILTON%20AVENUE,WHITE%20PLAINS,NY)	Graph	1	\$95,550.00	\$95,550.00	\$95,550.00	\$95,550.00
PARADIGM ASSET MANAGEMENT COMPANY LLC, 445 HAMILTON AVENUE, WHITE PLAINS, NY (https://www.google.com/maps/place/445%20HAMILTON%20AVENUE,WHITE%20PLAINS,NY)	Graph	2	\$85,000.00	\$85,000.00	\$85,000.00	\$85,000.00
Totals	Graph	3	\$88,516.67	\$85,000.00	\$85,000.00	\$95,550.00

Employer Name/Worksite Address	Graph	Count	Mean Wage	Median Wage	Lowest Wage	Highest Wage
PARADIGM ASSET MANAGEMENT COMPANY LLC, 445 HAMILTON AVENUE, WHITE PLAINS, NY (https://www.google.com/maps/place/445%20HAMILTON%20AVENUE,WHITE%20PLAINS,NY)	Graph	4	\$97,990.50	\$85,000.00	\$85,000.00	\$126,412.00
Totals	Graph	4	\$97,990.50	\$85,000.00	\$85,000.00	\$126,412.00

Latitude: 41.036902 Longitude: -73.713317

Employer Name/Employer Address	Graph	Count	Mean Wage	Median Wage	Lowest Wage	Highest Wage
THE RESEARCH FOUNDATION FOR SUNY AT PURCHASE, 735 ANDERSON HILL ROAD, PURCHASE, NY (https://www.google.com/maps/place/735%20ANDERSON%20HILL%20ROAD,PURCHASE,NY)	Graph	1	\$442,000.00	\$442,000.00	\$442,000.00	\$442,000.00
STATE UNIVERSITY OF NEW YORK AT PURCHASE, 735 ANDERSON HILL ROAD, PURCHASE, NY (https://www.google.com/maps/place/735%20ANDERSON%20HILL%20ROAD,PURCHASE,NY)	Graph	2	\$59,000.00	\$58,000.00	\$58,000.00	\$60,000.00
Totals	Graph	3	\$186,666.67	\$60,000.00	\$58,000.00	\$442,000.00

Employer Name/Worksite Address	Graph	Count	Mean Wage	Median Wage	Lowest Wage	Highest Wage
STATE UNIVERSITY OF NEW YORK AT PURCHASE, 735 ANDERSON HILL RD., PURCHASE, NY (https://www.google.com/maps/place/735%20ANDERSON%20HILL%20RD.,PURCHASE,NY)	Graph	3	\$186,666.67	\$60,000.00	\$58,000.00	\$442,000.00
Totals	Graph	3	\$186,666.67	\$60,000.00	\$58,000.00	\$442,000.00

Latitude: 41.037332 Longitude: -73.987894

Employer Name/Worksite Address	Graph	Count	Mean Wage	Median Wage	Lowest Wage	Highest Wage
VERIZON DATA SERVICES LLC, 2000 CORPORATE DRIVE, ORANGEBURG, NY (https://www.google.com/maps/place/2000%20CORPORATE%20DRIVE,ORANGEBURG,NY)	Graph	6	\$93,748.83	\$91,000.00	\$56,000.00	\$124,800.00
Totals	Graph	6	\$93,748.83	\$91,000.00	\$56,000.00	\$124,800.00

Latitude: 41.037954 Longitude: -73.713655

Employer Name/Worksite Address	Graph	Count	Mean Wage	Median Wage	Lowest Wage	Highest Wage
ENDURANCE SERVICES LIMITED, 750 THIRD AVENUE, NEW YORK, NY (https://www.google.com/maps/place/750%20THIRD%20AVENUE,NEW%20YORK,NY)	Graph	1	\$105,000.00	\$105,000.00	\$105,000.00	\$105,000.00
REHABILITY CARE, ELITE PHYSICAL THERAPY, PURCHASE, NY (https://www.google.com/maps/place/ELITE%20PHYSICAL%20THERAPY,PURCHASE,NY)	Graph	1	\$65,748.80	\$65,748.80	\$65,748.80	\$65,748.80
VCARVE INC, 10604 4 MANHATTANVILLE RD, PURCHASE, NY (https://www.google.com/maps/place/10604%204%20MANHATTANVILLE%20RD,PURCHASE,NY)	Graph	1	\$85,000.00	\$85,000.00	\$85,000.00	\$85,000.00
Totals	Graph	3	\$85,249.60	\$85,000.00	\$65,748.80	\$105,000.00

Latitude: 41.038385 Longitude: -73.751189

Employer Name/Worksite Address	Graph	Count	Mean Wage	Median Wage	Lowest Wage	Highest Wage
D&A;B ENGINEERS & ARCHITECTS, P.C., 4 WEST OAK LANE, WHITE PLAINS, NY (https://www.google.com/maps/place/4%20WEST%20OAK%20LANE,WHITE%20PLAINS,NY)	Graph	1	\$68,000.00	\$68,000.00	\$68,000.00	\$68,000.00
Totals	Graph	1	\$68,000.00	\$68,000.00	\$68,000.00	\$68,000.00

Latitude: 41.039184 Longitude: -73.868364

Employer Name/Employer Address	Graph	Count	Mean Wage	Median Wage	Lowest Wage	Highest Wage
CHUTNEY MASALA INDIAN BISTRO & LOUNGE INC., 76 MAIN STREET, IRVINGTON, NY (https://www.google.com/maps/place/76%20MAIN%20STREET,IRVINGTON,NY)	Graph	1	\$37,440.00	\$37,440.00	\$37,440.00	\$37,440.00
Totals	Graph	1	\$37,440.00	\$37,440.00	\$37,440.00	\$37,440.00

Employer Name/Worksite Address	Graph	Count	Mean Wage	Median Wage	Lowest Wage	Highest Wage
CHUTNEY MASALA INDIAN BISTRO & LOUNGE INC., 76 MAIN STREET, IRVINGTON, NY (https://www.google.com/maps/place/76%20MAIN%20STREET,IRVINGTON,NY)	Graph	1	\$37,440.00	\$37,440.00	\$37,440.00	\$37,440.00
Totals	Graph	1	\$37,440.00	\$37,440.00	\$37,440.00	\$37,440.00

Latitude: 41.039994 Longitude: -73.714542

Employer Name/Employer Address	Graph	Count	Mean Wage	Median Wage	Lowest Wage	Highest Wage
OLD OAKS COUNTRY CLUB INC., 3100 PURCHASE STREET, PURCHASE, NY (https://www.google.com/maps/place/3100%20PURCHASE%20STREET,PURCHASE,NY)	Graph	2	\$46,500.00	\$46,500.00	\$46,500.00	\$46,500.00
Totals	Graph	2	\$46,500.00	\$46,500.00	\$46,500.00	\$46,500.00

Employer Name/Worksite Address	Graph	Count	Mean Wage	Median Wage	Lowest Wage	Highest Wage
OLD OAKS COUNTRY CLUB INC., 3100 PURCHASE STREET, PURCHASE, NY (https://www.google.com/maps/place/3100%20PURCHASE%20STREET,PURCHASE,NY)	Graph	2	\$46,500.00	\$46,500.00	\$46,500.00	\$46,500.00
Totals	Graph	2	\$46,500.00	\$46,500.00	\$46,500.00	\$46,500.00



Latitude: 41.043654 Longitude: -73.746715

Employer Name/Worksite Address	Graph	Count	Mean Wage	Median Wage	Lowest Wage	Highest Wage
VIRTUSA CORPORATION, 125 LAKE STREET, WHITE PLAINS, NY (https://www.google.com/maps/place/125%20LAKE%20STREET,WHITE%20PLAINS,NY)	Graph	1	\$110,000.00	\$110,000.00	\$110,000.00	\$110,000.00
Totals	Graph	1	\$110,000.00	\$110,000.00	\$110,000.00	\$110,000.00

Latitude: 41.044263 Longitude: -73.684446



Employer Name/Worksite Address	Graph	Count	Mean Wage	Median Wage	Lowest Wage	Highest Wage
MITCHELL SPEARMAN, INC., 975 ANDERSON HILL ROAD, RYE BROOK, NY (https://www.google.com/maps/place/975%20ANDERSON%20HILL%20ROAD,RYE%20BROOK,NY)	Graph	1	\$45,677.00	\$45,677.00	\$45,677.00	\$45,677.00
Totals	Graph	1	\$45,677.00	\$45,677.00	\$45,677.00	\$45,677.00



Latitude: 41.044627 Longitude: -73.96843

Employer Name/Employer Address	Graph	Count	Mean Wage	Median Wage	Lowest Wage	Highest Wage
RESEARCH FOUNDATION FOR MENTAL HYGIENE, INC., 140 OLD ORANGEBURG ROAD, ORANGEBURG, NY (https://www.google.com/maps/place/140%20OLD%20ORANGEBURG%20ROAD,ORANGEBURG,NY)		5	\$48,237.36	\$42,139.22	\$32,688.97	\$75,233.60
Totals		5	\$48,237.36	\$42,139.22	\$32,688.97	\$75,233.60



Employer Name/Worksite Address	Graph	Count	Mean Wage	Median Wage	Lowest Wage	Highest Wage
RESEARCH FOUNDATION FOR MENTAL HYGIENE, INC., 140 OLD ORANGEBURG ROAD, ORANGEBURG, NY (https://www.google.com/maps/place/140%20OLD%20ORANGEBURG%20ROAD,ORANGEBURG,NY)		4	\$49,797.91	\$42,139.22	\$32,688.97	\$75,233.60
Totals		4	\$49,797.91	\$42,139.22	\$32,688.97	\$75,233.60



Latitude: 41.044707 Longitude: -73.917557

Employer Name/Employer Address	Graph	Count	Mean Wage	Median Wage	Lowest Wage	Highest Wage
CORNETTA'S RESTAURANT, INC., 641 PIERMONT AVENUE, PIERMONT, NY (https://www.google.com/maps/place/641%20PIERMONT%20AVENUE,PIERMONT,NY)		2	\$58,950.06	\$49,400.00	\$49,400.00	\$68,500.12
Totals		2	\$58,950.06	\$49,400.00	\$49,400.00	\$68,500.12



Employer Name/Worksite Address	Graph	Count	Mean Wage	Median Wage	Lowest Wage	Highest Wage
CORNETTA'S RESTAURANT, INC., 641 PIERMONT AVENUE, PIERMONT, NY (https://www.google.com/maps/place/641%20PIERMONT%20AVENUE,PIERMONT,NY)		2	\$58,950.06	\$49,400.00	\$49,400.00	\$68,500.12
Totals		2	\$58,950.06	\$49,400.00	\$49,400.00	\$68,500.12



Latitude: 41.044745 Longitude: -73.803833

Employer Name/Employer Address	Graph	Count	Mean Wage	Median Wage	Lowest Wage	Highest Wage
MIDRAG 9 PHARMACY, 377 TARRYTOWN ROAD, WHITE PLAINS, NY (https://www.google.com/maps/place/377%20TARRYTOWN%20ROAD,WHITE%20PLAINS,NY)		1	\$100,000.00	\$100,000.00	\$100,000.00	\$100,000.00
Totals		1	\$100,000.00	\$100,000.00	\$100,000.00	\$100,000.00

Employer Name/Worksite Address	Graph	Count	Mean Wage	Median Wage	Lowest Wage	Highest Wage
MIDRAG 9 PHARMACY, 377 TARRYTOWN ROAD, WHITE PLAINS, NY (https://www.google.com/maps/place/377%20TARRYTOWN%20ROAD,WHITE%20PLAINS,NY)		1	\$100,000.00	\$100,000.00	\$100,000.00	\$100,000.00
Totals		1	\$100,000.00	\$100,000.00	\$100,000.00	\$100,000.00

Latitude: 41.044808 Longitude: -73.803921

Employer Name/Employer Address	Graph	Count	Mean Wage	Median Wage	Lowest Wage	Highest Wage
MIDRAG NINE PHARMACY INC, 417 TARRYTOWN ROAD, WHITE PLAINS, NY (https://www.google.com/maps/place/417%20TARRYTOWN%20ROAD,WHITE%20PLAINS,NY)		1	\$100,000.00	\$100,000.00	\$100,000.00	\$100,000.00
Totals		1	\$100,000.00	\$100,000.00	\$100,000.00	\$100,000.00

Employer Name/Worksite Address	Graph	Count	Mean Wage	Median Wage	Lowest Wage	Highest Wage
MIDRAG NINE PHARMACY INC, 417 TARRYTOWN ROAD, WHITE PLAINS, NY (https://www.google.com/maps/place/417%20TARRYTOWN%20ROAD,WHITE%20PLAINS,NY)		1	\$100,000.00	\$100,000.00	\$100,000.00	\$100,000.00
Totals		1	\$100,000.00	\$100,000.00	\$100,000.00	\$100,000.00

Latitude: 41.047561 Longitude: -73.790152

Employer Name/Employer Address	Graph	Count	Mean Wage	Median Wage	Lowest Wage	Highest Wage
DANONE WATERS OF AMERICA, INC., 100 HILLSIDE AVENUE, WHITE PLAINS, NY (https://www.google.com/maps/place/100%20HILLSIDE%20AVENUE,WHITE%20PLAINS,NY)	Graph	1	\$80,000.00	\$80,000.00	\$80,000.00	\$80,000.00
DANONE FOODS, INC., 100 HILLSIDE AVENUE, WHITE PLAINS, NY (https://www.google.com/maps/place/100%20HILLSIDE%20AVENUE,WHITE%20PLAINS,NY)	Graph	2	\$117,135.00	\$110,718.00	\$110,718.00	\$123,552.00
THE DANNON COMPANY, INC., 100 HILLSIDE AVENUE, WHITE PLAINS, NY (https://www.google.com/maps/place/100%20HILLSIDE%20AVENUE,WHITE%20PLAINS,NY)	Graph	7	\$115,273.43	\$103,147.00	\$82,118.00	\$158,725.00
Totals	Graph	10	\$112,118.40	\$103,147.00	\$80,000.00	\$158,725.00

Employer Name/Worksite Address	Graph	Count	Mean Wage	Median Wage	Lowest Wage	Highest Wage
SOFTWARE GUIDANCE & ASSISTANCE, INC., 100 HILLSIDE AVE., STE. #2, WHITE PLAINS, NY (https://www.google.com/maps/place/100%20HILLSIDE%20AVE.,%20STE.%20#2,WHITE%20PLAINS,NY)	Graph	1	\$71,780.80	\$71,780.80	\$71,780.80	\$71,780.80
SUNSOFT SERVICES INC, 100 HILLSIDE AVE, WHITE PLAINS, NY (https://www.google.com/maps/place/100%20HILLSIDE%20AVE,WHITE%20PLAINS,NY)	Graph	2	\$75,733.00	\$64,813.00	\$64,813.00	\$86,653.00
INTERACTIVE DATA REAL-TIME SERVICES INC., 100 HILLSIDE AVENUE, WHITE PLAINS, NY (https://www.google.com/maps/place/100%20HILLSIDE%20AVENUE,WHITE%20PLAINS,NY)	Graph	18	\$101,506.39	\$95,514.00	\$53,500.00	\$158,725.00
Totals	Graph	21	\$97,636.28	\$91,000.00	\$53,500.00	\$158,725.00

Latitude: 41.049871 Longitude: -74.008575

Employer Name/Employer Address	Graph	Count	Mean Wage	Median Wage	Lowest Wage	Highest Wage
ACORD CORPORATION, 1 BLUE HILL PLAZA, PEARL RIVER, NY (https://www.google.com/maps/place/1%20BLUE%20HILL%20PLAZA,PEARL%20RIVER,NY)	Graph	1	\$126,000.00	\$126,000.00	\$126,000.00	\$126,000.00
ACTIVE MEDIA SERVICES, INC., ONE BLUE HILL PLAZA, PEARL RIVER, NY (https://www.google.com/maps/place/ONE%20BLUE%20HILL%20PLAZA,PEARL%20RIVER,NY)	Graph	1	\$62,400.00	\$62,400.00	\$62,400.00	\$62,400.00
HUDSON TECHNOLOGIES COMPANY, 1 BLUE HILL PLAZA, PEARL RIVER, NY (https://www.google.com/maps/place/1%20BLUE%20HILL%20PLAZA,PEARL%20RIVER,NY)	Graph	1	\$70,000.00	\$70,000.00	\$70,000.00	\$70,000.00
SSC HIGHRISE CONSTRUCTION INC., 1 BLUE HILL PLAZA, PEARL RIVER, NY (https://www.google.com/maps/place/1%20BLUE%20HILL%20PLAZA,PEARL%20RIVER,NY)	Graph	1	\$110,000.00	\$110,000.00	\$110,000.00	\$110,000.00
ON-NET SURVEILLANCE SYSTEMS, INC., ONE BLUE HILL PLAZA, PEARL RIVER, NY (https://www.google.com/maps/place/ONE%20BLUE%20HILL%20PLAZA,PEARL%20RIVER,NY)	Graph	2	\$218,400.00	\$218,400.00	\$218,400.00	\$218,400.00
Totals	Graph	6	\$134,200.00	\$110,000.00	\$62,400.00	\$218,400.00

Employer Name/Worksite Address	Graph	Count	Mean Wage	Median Wage	Lowest Wage	Highest Wage
PHOENIX VANGUARD, INC., 1 BLUE HILL PLAZA, 3RD FLOOR, PEARL RIVER, NY (https://www.google.com/maps/place/1%20BLUE%20HILL%20PLAZA,%203RD%20FLOOR,PEARL%20RIVER,NY)	Graph	1	\$63,000.00	\$63,000.00	\$63,000.00	\$63,000.00
ON-NET SURVEILLANCE SYSTEMS, INC., ONE BLUE HILL PLAZA, PEARL RIVER, NY (https://www.google.com/maps/place/ONE%20BLUE%20HILL%20PLAZA,PEARL%20RIVER,NY)	Graph	7	\$139,885.71	\$120,000.00	\$62,400.00	\$218,400.00
DELOITTE CONSULTING LLP, 1 BLUE HILL PLAZA, PEARL RIVER, NY (https://www.google.com/maps/place/1%20BLUE%20HILL%20PLAZA,PEARL%20RIVER,NY)	Graph	137	\$97,761.28	\$93,870.00	\$84,864.00	\$126,000.00
Totals	Graph	145	\$99,555.14	\$93,870.00	\$62,400.00	\$218,400.00

Latitude: 41.049953 Longitude: -74.006903

Employer Name/Employer Address	Graph	Count	Mean Wage	Median Wage	Lowest Wage	Highest Wage
NU-AGE MANAGED SERVICES, 2 BLUE HILL PLAZA, PEARL RIVER, NY (https://www.google.com/maps/place/2%20BLUE%20HILL%20PLAZA,PEARL%20RIVER,NY)	Graph	2	\$84,932.00	\$84,864.00	\$84,864.00	\$85,000.00
SYNCSORT, INC., 2 BLUE HILL PLAZA, PEARL RIVER, NY (https://www.google.com/maps/place/2%20BLUE%20HILL%20PLAZA,PEARL%20RIVER,NY)	Graph	8	\$101,012.50	\$91,100.00	\$75,000.00	\$130,000.00

Employer Name/Employer Address	Graph	Count	Mean Wage	Median Wage	Lowest Wage	Highest Wage
Totals	Graph	10	\$97,796.40	\$87,000.00	\$75,000.00	\$130,000.00

Employer Name/Worksite Address	Graph	Count	Mean Wage	Median Wage	Lowest Wage	Highest Wage
INFOGROUP INC., 2 BLUE HILL PLAZA # 3, PEARL RIVER, NY (https://www.google.com/maps/place/2%20BLUE%20HILL%20PLAZA%20#%203,PEARL%20RIVER,NY)	Graph	2	\$94,496.00	\$80,000.00	\$80,000.00	\$108,992.00
SYNCSORT, INC., 2 BLUE HILL PLAZA, PEARL RIVER, NY (https://www.google.com/maps/place/2%20BLUE%20HILL%20PLAZA,PEARL%20RIVER,NY)	Graph	8	\$101,012.50	\$91,100.00	\$75,000.00	\$130,000.00
Totals	Graph	10	\$99,709.20	\$91,100.00	\$75,000.00	\$130,000.00

Latitude: 41.050669 Longitude: -73.770845

Employer Name/Employer Address	Graph	Count	Mean Wage	Median Wage	Lowest Wage	Highest Wage
TRACER IMAGING LLC, 18 GLENN STREET, WHITE PLAINS, NY (https://www.google.com/maps/place/18%20GLENN%20STREET,WHITE%20PLAINS,NY)	Graph	1	\$53,165.00	\$53,165.00	\$53,165.00	\$53,165.00
Totals	Graph	1	\$53,165.00	\$53,165.00	\$53,165.00	\$53,165.00

Employer Name/Worksite Address	Graph	Count	Mean Wage	Median Wage	Lowest Wage	Highest Wage
TRACER IMAGING LLC, 18 GLENN STREET, WHITE PLAINS, NY (https://www.google.com/maps/place/18%20GLENN%20STREET,WHITE%20PLAINS,NY)	Graph	1	\$53,165.00	\$53,165.00	\$53,165.00	\$53,165.00
Totals	Graph	1	\$53,165.00	\$53,165.00	\$53,165.00	\$53,165.00

Latitude: 41.050745 Longitude: -73.690714

Employer Name/Employer Address	Graph	Count	Mean Wage	Median Wage	Lowest Wage	Highest Wage
FIRSTKEY MORTGAGE, LLC, 4 INTERNATIONAL DRIVE, RYE BROOK, NY (https://www.google.com/maps/place/4%20INTERNATIONAL%20DRIVE,RYE%20BROOK,NY)	Graph	1	\$110,000.00	\$110,000.00	\$110,000.00	\$110,000.00
MERITDIRECT, LLC, 2 INTERNATIONAL DRIVE, RYE BROOK, NY (https://www.google.com/maps/place/2%20INTERNATIONAL%20DRIVE,RYE%20BROOK,NY)	Graph	5	\$53,480.00	\$55,000.00	\$47,400.00	\$60,000.00
Totals	Graph	6	\$62,900.00	\$55,000.00	\$47,400.00	\$110,000.00

Employer Name/Worksite Address	Graph	Count	Mean Wage	Median Wage	Lowest Wage	Highest Wage
HUNT FINANCIAL SECURITIES LLC, 4 INTERNATIONAL DRIVE, RYE BROOK, NY (https://www.google.com/maps/place/4%20INTERNATIONAL%20DRIVE,RYE%20BROOK,NY)	Graph	1	\$100,000.00	\$100,000.00	\$100,000.00	\$100,000.00
MERITDIRECT, LLC, 2 INTERNATIONAL DRIVE, RYE BROOK, NY (https://www.google.com/maps/place/2%20INTERNATIONAL%20DRIVE,RYE%20BROOK,NY)	Graph	6	\$66,233.33	\$55,000.00	\$47,400.00	\$130,000.00
Totals	Graph	7	\$71,057.14	\$55,000.00	\$47,400.00	\$130,000.00

Latitude: 41.050832 Longitude: -73.690615

Employer Name/Employer Address	Graph	Count	Mean Wage	Median Wage	Lowest Wage	Highest Wage
WHI SOLUTIONS INCORPORATED, 5 INTERNATIONAL DRIVE, RYE BROOK, NY (https://www.google.com/maps/place/5%20INTERNATIONAL%20DRIVE,RYE%20BROOK,NY)	Graph	1	\$114,026.00	\$114,026.00	\$114,026.00	\$114,026.00
Totals	Graph	1	\$114,026.00	\$114,026.00	\$114,026.00	\$114,026.00

Employer Name/Worksite Address	Graph	Count	Mean Wage	Median Wage	Lowest Wage	Highest Wage
--------------------------------	-------	-------	-----------	-------------	-------------	--------------

Employer Name/Worksite Address	Graph	Count	Mean Wage	Median Wage	Lowest Wage	Highest Wage
NOTOUS INNOVATIONS INC., 1 INTERNATIONAL DR, RYE BROOK, NY (https://www.google.com/maps/place/1%20INTERNATIONAL%20DR,RYE%20BROOK,NY)	Graph	1	\$102,000.00	\$102,000.00	\$102,000.00	\$102,000.00
WHI SOLUTIONS INCORPORATED, 5 INTERNATIONAL DRIVE, RYE BROOK, NY (https://www.google.com/maps/place/5%20INTERNATIONAL%20DRIVE,RYE%20BROOK,NY)	Graph	1	\$114,026.00	\$114,026.00	\$114,026.00	\$114,026.00
HCL AMERICA, INC., 1 INTERNATIONAL DRIVE, PORT CHESTER, NY (https://www.google.com/maps/place/1%20INTERNATIONAL%20DRIVE,PORT%20CHESTER,NY)	Graph	10	\$105,643.50	\$95,701.00	\$95,701.00	\$115,586.00
Totals	Graph	12	\$106,038.42	\$102,000.00	\$95,701.00	\$115,586.00

Latitude: 41.051789 Longitude: -73.804129

Employer Name/Employer Address	Graph	Count	Mean Wage	Median Wage	Lowest Wage	Highest Wage
B.M. KIM TAE KWON DO INC., 93 KNOLLWOOD RD., WHITE PLAINS, NY (https://www.google.com/maps/place/93%20KNOLLWOOD%20RD.,WHITE%20PLAINS,NY)	Graph	2	\$35,994.40	\$31,990.40	\$31,990.40	\$39,998.40
Totals	Graph	2	\$35,994.40	\$31,990.40	\$31,990.40	\$39,998.40

Employer Name/Worksite Address	Graph	Count	Mean Wage	Median Wage	Lowest Wage	Highest Wage
B.M. KIM TAE KWON DO INC., 93 KNOLLWOOD ROAD, WHITE PLAINS, NY (https://www.google.com/maps/place/93%20KNOLLWOOD%20ROAD,WHITE%20PLAINS,NY)	Graph	2	\$35,994.40	\$31,990.40	\$31,990.40	\$39,998.40
Totals	Graph	2	\$35,994.40	\$31,990.40	\$31,990.40	\$39,998.40

Latitude: 41.055014 Longitude: -73.819893

Employer Name/Employer Address	Graph	Count	Mean Wage	Median Wage	Lowest Wage	Highest Wage
FERRANDINO & ASSOCIATES INC., 3 WEST MAIN STREET, ELMSFORD, NY (https://www.google.com/maps/place/3%20WEST%20MAIN%20STREET,ELMSFORD,NY)	Graph	1	\$52,000.00	\$52,000.00	\$52,000.00	\$52,000.00
Totals	Graph	1	\$52,000.00	\$52,000.00	\$52,000.00	\$52,000.00

Employer Name/Worksite Address	Graph	Count	Mean Wage	Median Wage	Lowest Wage	Highest Wage
FERRANDINO & ASSOCIATES INC., 3 WEST MAIN STREET, ELMSFORD, NY (https://www.google.com/maps/place/3%20WEST%20MAIN%20STREET,ELMSFORD,NY)	Graph	1	\$52,000.00	\$52,000.00	\$52,000.00	\$52,000.00
Totals	Graph	1	\$52,000.00	\$52,000.00	\$52,000.00	\$52,000.00

Latitude: 41.055321 Longitude: -73.819698

Employer Name/Worksite Address	Graph	Count	Mean Wage	Median Wage	Lowest Wage	Highest Wage
J AND J WIRING AND MECHANICAL LTD., 44 N. CENTRAL AVENUE, ELMSFORD, NY (https://www.google.com/maps/place/44%20N.%20CENTRAL%20AVENUE,ELMSFORD,NY)	Graph	1	\$83,000.00	\$83,000.00	\$83,000.00	\$83,000.00
Totals	Graph	1	\$83,000.00	\$83,000.00	\$83,000.00	\$83,000.00

Latitude: 41.0562 Longitude: -73.947426

Employer Name/Worksite Address	Graph	Count	Mean Wage	Median Wage	Lowest Wage	Highest Wage
AVERY DENNISON CORPORATION, 524 ROUTE 303, ORANGEBURG, NY (https://www.google.com/maps/place/524%20ROUTE%20303,ORANGEBURG,NY)	Graph	1	\$73,300.00	\$73,300.00	\$73,300.00	\$73,300.00
Totals	Graph	1	\$73,300.00	\$73,300.00	\$73,300.00	\$73,300.00

Latitude: 41.05632 Longitude: -73.823103

Employer Name/Worksite Address	Graph	Count	Mean Wage	Median Wage	Lowest Wage	Highest Wage
CAPRUS IT INC, 209 NOB HILL DR, ELMSFORD, NY (https://www.google.com/maps/place/209%20NOB%20HILL%20DR,ELMSFORD,NY)	Graph	1	\$75,000.00	\$75,000.00	\$75,000.00	\$75,000.00
Totals	Graph	1	\$75,000.00	\$75,000.00	\$75,000.00	\$75,000.00

Latitude: 41.058882 Longitude: -73.948451

Employer Name/Worksite Address	Graph	Count	Mean Wage	Median Wage	Lowest Wage	Highest Wage
PRAXAIR SURFACE TECHNOLOGIES, INC., 542 ROUTE 303, ORANGEBURG, NY (https://www.google.com/maps/place/542%20ROUTE%20303,ORANGEBURG,NY)	Graph	1	\$51,022.00	\$51,022.00	\$51,022.00	\$51,022.00
Totals	Graph	1	\$51,022.00	\$51,022.00	\$51,022.00	\$51,022.00

Latitude: 41.05917 Longitude: -73.739537

Employer Name/Worksite Address	Graph	Count	Mean Wage	Median Wage	Lowest Wage	Highest Wage
GLOBAL RESOURCE MANAGEMENT, INC., PEPSICO, WHITE PLAINS, NY (https://www.google.com/maps/place/PEPSICO,WHITE%20PLAINS,NY)	Graph	1	\$115,000.00	\$115,000.00	\$115,000.00	\$115,000.00
LATENTVIEW ANALYTICS CORPORATION, 1111 WESCHESTER AVENUE, WHITE PLAINS, NY (https://www.google.com/maps/place/1111%20WESCHESTER%20AVENUE,WHITE%20PLAINS,NY)	Graph	1	\$100,500.00	\$100,500.00	\$100,500.00	\$100,500.00
MEMORIAL SLOAN-KETTERING CANCER CENTER, MEMORIAL SLOAN KETTERING WESTCHESTER, WEST HARRISON, NY (https://www.google.com/maps/place/MEMORIAL%20SLOAN%20KETTERING%20WESTCHESTER,WEST%20HARRISON,NY)	Graph	1	\$130,000.00	\$130,000.00	\$130,000.00	\$130,000.00
RAIL EUROPE, INC., 333 WESTCHESTER AVENUE, WHITE PLAINS, NY (https://www.google.com/maps/place/333%20WESTCHESTER%20AVENUE,WHITE%20PLAINS,NY)	Graph	1	\$90,813.00	\$90,813.00	\$90,813.00	\$90,813.00
Totals	Graph	4	\$109,078.25	\$100,500.00	\$90,813.00	\$130,000.00

Latitude: 41.05927 Longitude: -73.861704

Employer Name/Worksite Address	Graph	Count	Mean Wage	Median Wage	Lowest Wage	Highest Wage
MONTEFIORE MEDICAL CENTER, 555 SOUTH BROADWAY, TARRYTOWN, NY (https://www.google.com/maps/place/555%20SOUTH%20BROADWAY,TARRYTOWN,NY)	Graph	1	\$105,000.09	\$105,000.09	\$105,000.09	\$105,000.09
Totals	Graph	1	\$105,000.09	\$105,000.09	\$105,000.09	\$105,000.09

Latitude: 41.060163 Longitude: -74.023065

Employer Name/Worksite Address	Graph	Count	Mean Wage	Median Wage	Lowest Wage	Highest Wage
INFINITY SOLARY SYSTEMS LLC, 6 E. DEXTER PLAZA, PEARL RIVER, NY (https://www.google.com/maps/place/6%20E.%20DEXTER%20PLAZA,PEARL%20RIVER,NY)	Graph	1	\$58,386.00	\$58,386.00	\$58,386.00	\$58,386.00
Totals	Graph	1	\$58,386.00	\$58,386.00	\$58,386.00	\$58,386.00

Employer Name/Worksite Address	Graph	Count	Mean Wage	Median Wage	Lowest Wage	Highest Wage
INFINITY SOLARY SYSTEMS LLC, 6 E. DEXTER PLAZA, PEARL RIVER, NY (https://www.google.com/maps/place/6%20E.%20DEXTER%20PLAZA,PEARL%20RIVER,NY)	Graph	1	\$58,386.00	\$58,386.00	\$58,386.00	\$58,386.00
Totals	Graph	1	\$58,386.00	\$58,386.00	\$58,386.00	\$58,386.00

Latitude: 41.061283 Longitude: -73.831773

Employer Name/Worksite Address	Graph	Count	Mean Wage	Median Wage	Lowest Wage	Highest Wage

Employer Name/Worksite Address	Graph	Count	Mean Wage	Median Wage	Lowest Wage	Highest Wage
GRANDISON MANAGEMENT, INC., 581 OLD WHITE PLAINS ROAD, TARRYTOWN, NY (https://www.google.com/maps/place/581%20OLD%20WHITE%20PLAINS%20ROAD,TARRYTOWN,NY)	Graph	10	\$67,745.60	\$67,745.60	\$67,745.60	\$67,745.60
Totals	Graph	10	\$67,745.60	\$67,745.60	\$67,745.60	\$67,745.60

Latitude: 41.061773 Longitude: -74.012799

Employer Name/Employer Address	Graph	Count	Mean Wage	Median Wage	Lowest Wage	Highest Wage
BHANINFO, INC., 1572 ONE BLUE HILL PLAZA, GROUND FLOOR, PEARL RIVER, NY (https://www.google.com/maps/place/1572%20ONE%20BLUE%20HILL%20PLAZA,%20GROUND%20FLOOR,PEARL%20RIVER,NY)	Graph	1	\$65,000.00	\$65,000.00	\$65,000.00	\$65,000.00
Totals	Graph	1	\$65,000.00	\$65,000.00	\$65,000.00	\$65,000.00

Employer Name/Worksite Address	Graph	Count	Mean Wage	Median Wage	Lowest Wage	Highest Wage
BHANINFO, INC., 1572 ONE BLUE HILL PLAZA, GROUND FLOOR, PEARL RIVER, NY (https://www.google.com/maps/place/1572%20ONE%20BLUE%20HILL%20PLAZA,%20GROUND%20FLOOR,PEARL%20RIVER,NY)	Graph	1	\$65,000.00	\$65,000.00	\$65,000.00	\$65,000.00
CYBAGE SOFTWARE INC, INFOGROUP, PEARL RIVER, NY (https://www.google.com/maps/place/INFOGROUP,PEARL%20RIVER,NY)	Graph	1	\$71,000.00	\$71,000.00	\$71,000.00	\$71,000.00
JNIT TECHNOLOGIES, 150 S PEARL ST # P, PEARL RIVER, NY (https://www.google.com/maps/place/150%20S%20PEARL%20ST%20#%20P,PEARL%20RIVER,NY)	Graph	1	\$75,000.00	\$75,000.00	\$75,000.00	\$75,000.00
PFIZER INC, 401 N. MIDDLETOWN ROAD, PEARL RIVER, NY (https://www.google.com/maps/place/401%20N.%20MIDDLETOWN%20ROAD,PEARL%20RIVER,NY)	Graph	1	\$78,300.00	\$78,300.00	\$78,300.00	\$78,300.00
PFIZER INC, 401N MIDDLETOWN RD, PEARL RIVER, NY (https://www.google.com/maps/place/401N%20MIDDLETOWN%20RD,PEARL%20RIVER,NY)	Graph	1	\$91,707.00	\$91,707.00	\$91,707.00	\$91,707.00
NU-AGE MANAGED SERVICES, 2 BLUE HILL PLAZA, PEARL RIVER, NY (https://www.google.com/maps/place/2%20BLUE%20HILL%20PLAZA,PEARL%20RIVER,NY)	Graph	2	\$84,932.00	\$84,864.00	\$84,864.00	\$84,864.00
Totals	Graph	7	\$78,695.86	\$78,300.00	\$78,300.00	\$78,300.00

Latitude: 41.062592 Longitude: -73.837616

Employer Name/Employer Address	Graph	Count	Mean Wage	Median Wage	Lowest Wage	Highest Wage
GNT USA, INC., 660 WHITE PLAINS ROAD, TARRYTOWN, NY (https://www.google.com/maps/place/660%20WHITE%20PLAINS%20ROAD,TARRYTOWN,NY)	Graph	1	\$64,000.00	\$64,000.00	\$64,000.00	\$64,000.00
THE COOKWARE COMPANY (USA), LLC, 660 WHITE PLAINS ROAD, #550, TARRYTOWN, NY (https://www.google.com/maps/place/660%20WHITE%20PLAINS%20ROAD,%20#550,TARRYTOWN,NY)	Graph	1	\$85,000.00	\$85,000.00	\$85,000.00	\$85,000.00
Totals	Graph	2	\$74,500.00	\$64,000.00	\$64,000.00	\$85,000.00

Employer Name/Worksite Address	Graph	Count	Mean Wage	Median Wage	Lowest Wage	Highest Wage
GNT USA, INC., 660 WHITE PLAINS ROAD, TARRYTOWN, NY (https://www.google.com/maps/place/660%20WHITE%20PLAINS%20ROAD,TARRYTOWN,NY)	Graph	3	\$78,000.00	\$85,000.00	\$64,000.00	\$85,000.00
Totals	Graph	3	\$78,000.00	\$85,000.00	\$64,000.00	\$85,000.00

Latitude: 41.063206 Longitude: -74.012772

Employer Name/Worksite Address	Graph	Count	Mean Wage	Median Wage	Lowest Wage	Highest Wage
PFIZER INC, 401 N. MIDDLETOWN ROAD, PEARL RIVER, NY (https://www.google.com/maps/place/401%20N.%20MIDDLETOWN%20ROAD,PEARL%20RIVER,NY)	Graph	1	\$77,854.00	\$77,854.00	\$77,854.00	\$77,854.00
PFIZER INC, 401 NORTH MIDDLETOWN ROAD, PEARL RIVER, NY (https://www.google.com/maps/place/401%20NORTH%20MIDDLETOWN%20ROAD,PEARL%20RIVER,NY)	Graph	1	\$79,000.00	\$79,000.00	\$79,000.00	\$79,000.00
Totals	Graph	2	\$78,427.00	\$77,854.00	\$77,854.00	\$79,000.00

Latitude: 41.063474 Longitude: -73.842633

Employer Name/Employer Address	Graph	Count	Mean Wage	Median Wage	Lowest Wage	Highest Wage
POLICY ADMINISTRATION SOLUTIONS INC., 520 WHITE PLAINS ROAD, TARRY TOWN, NY (https://www.google.com/maps/place/520%20WHITE%20PLAINS%20ROAD,TARRY%20TOWN,NY)	Graph	1	\$95,000.00	\$95,000.00	\$95,000.00	\$95,000.00
WESTCON GROUP NORTH AMERICA, INC., 520 WHITE PLAINS ROAD, TARRYTOWN, NY (https://www.google.com/maps/place/520%20WHITE%20PLAINS%20ROAD,TARRYTOWN,NY)	Graph	2	\$115,702.50	\$111,405.00	\$111,405.00	\$120,000.00
WG SERVICES INC., 520 WHITE PLANS ROAD, TARRYTOWN, NY (https://www.google.com/maps/place/520%20WHITE%20PLANS%20ROAD,TARRYTOWN,NY)	Graph	4	\$103,595.75	\$94,827.00	\$85,530.00	\$120,000.00
Totals	Graph	7	\$105,826.86	\$111,405.00	\$85,530.00	\$120,000.00

Employer Name/Worksite Address	Graph	Count	Mean Wage	Median Wage	Lowest Wage	Highest Wage
POLICY ADMINISTRATION SOLUTIONS INC., 520 WHITE PLAINS ROAD, TARRY TOWN, NY (https://www.google.com/maps/place/520%20WHITE%20PLAINS%20ROAD,TARRY%20TOWN,NY)	Graph	1	\$95,000.00	\$95,000.00	\$95,000.00	\$95,000.00
SKILLSIGHT INC., 520 WHITEPLAINS, TARRYTOWN, NY (https://www.google.com/maps/place/520%20WHITEPLAINS,TARRYTOWN,NY)	Graph	1	\$97,760.00	\$97,760.00	\$97,760.00	\$97,760.00
SKILLSIGHT INC., 520 WHITE PLAINS, TARRYTOWN, NY (https://www.google.com/maps/place/520%20WHITE%20PLAINS,TARRYTOWN,NY)	Graph	2	\$96,200.00	\$94,640.00	\$94,640.00	\$97,760.00
WESTCON GROUP NORTH AMERICA, INC., 520 WHITE PLAINS ROAD, TARRYTOWN, NY (https://www.google.com/maps/place/520%20WHITE%20PLAINS%20ROAD,TARRYTOWN,NY)	Graph	7	\$102,287.00	\$111,405.00	\$70,221.00	\$120,000.00
Totals	Graph	11	\$100,106.27	\$97,760.00	\$70,221.00	\$120,000.00

Latitude: 41.063545 Longitude: -73.861555

Employer Name/Employer Address	Graph	Count	Mean Wage	Median Wage	Lowest Wage	Highest Wage
GRANITE CONSTRUCTION NORTHEAST, INC., 120 WHITE PLAINS ROAD, TARRYTOWN, NY (https://www.google.com/maps/place/120%20WHITE%20PLAINS%20ROAD,TARRYTOWN,NY)	Graph	2	\$62,171.00	\$62,171.00	\$62,171.00	\$62,171.00
OPTIMUM SEMICONDUCTOR TECHNOLOGIES, INC., 120 WHITE PLAINS ROAD, 4TH FLOOR, TARRYTOWN, NY (https://www.google.com/maps/place/120%20WHITE%20PLAINS%20ROAD,%204TH%20FLOOR,TARRYTOWN,NY)	Graph	2	\$52,955.00	\$50,000.00	\$50,000.00	\$55,900.00
Totals	Graph	4	\$57,563.00	\$55,910.00	\$50,000.00	\$62,171.00

Employer Name/Worksite Address	Graph	Count	Mean Wage	Median Wage	Lowest Wage	Highest Wage
OPTIMUM SEMICONDUCTOR TECHNOLOGIES, INC., 120 WHITE PLAINS ROAD, 4TH FLOOR, TARRYTOWN, NY (https://www.google.com/maps/place/120%20WHITE%20PLAINS%20ROAD,%204TH%20FLOOR,TARRYTOWN,NY)	Graph	2	\$52,955.00	\$50,000.00	\$50,000.00	\$55,900.00
Totals	Graph	2	\$52,955.00	\$50,000.00	\$50,000.00	\$55,900.00

Latitude: 41.063564 Longitude: -73.841535

Employer Name/Worksite Address	Graph	Count	Mean Wage	Median Wage	Lowest Wage	Highest Wage
BASF CORPORATION, 540 WHITE PLAINS ROAD, TARRYTOWN, NY (https://www.google.com/maps/place/540%20WHITE%20PLAINS%20ROAD,TARRYTOWN,NY)	Graph	1	\$77,400.00	\$77,400.00	\$77,400.00	\$77,400.00
Totals	Graph	1	\$77,400.00	\$77,400.00	\$77,400.00	\$77,400.00

Latitude: 41.063592 Longitude: -73.818

Employer Name/Worksite Address	Graph	Count	Mean Wage	Median Wage	Lowest Wage	Highest Wage
NESTLE WATERS NORTH AMERICA, INC., 5 WAREHOUSE LANE, ELMSFORD, NY (https://www.google.com/maps/place/5%20WAREHOUSE%20LANE,ELMSFORD,NY)	Graph	1	\$105,000.00	\$105,000.00	\$105,000.00	\$105,000.00
Totals	Graph	1	\$105,000.00	\$105,000.00	\$105,000.00	\$105,000.00

Latitude: 41.063647 Longitude: -73.842324

Employer Name/Worksite Address	Graph	Count	Mean Wage	Median Wage	Lowest Wage	Highest Wage
FLUOR ENTERPRISES, INC., 555 WHITE PLAINS ROAD, SUITE 400, TARRYTOWN, NY (https://www.google.com/maps/place/555%20WHITE%20PLAINS%20ROAD,%20SUITE%20400,TARRYTOWN,NY)	Graph	1	\$129,722.85	\$129,722.85	\$129,722.85	\$129,722.85
GRANITE CONSTRUCTION NORTHEAST, INC., 555 WHITE PLAINS ROAD, TARRYTOWN, NY (https://www.google.com/maps/place/555%20WHITE%20PLAINS%20ROAD,TARRYTOWN,NY)	Graph	3	\$68,182.33	\$62,171.00	\$62,171.00	\$81,182.33
Totals	Graph	4	\$83,567.46	\$62,171.00	\$62,171.00	\$129,722.85

Latitude: 41.06416 Longitude: -73.839678

Employer Name/Employer Address	Graph	Count	Mean Wage	Median Wage	Lowest Wage	Highest Wage
SIEMENS HEALTHCARE DIAGNOSTICS INC., 511 BENEDICT AVENUE, TARRYTOWN, NY (https://www.google.com/maps/place/511%20BENEDICT%20AVENUE,TARRYTOWN,NY)	Graph	12	\$161,280.11	\$123,832.50	\$93,980.88	\$638,857.20
Totals	Graph	12	\$161,280.11	\$123,832.50	\$93,980.88	\$638,857.20

Employer Name/Worksite Address	Graph	Count	Mean Wage	Median Wage	Lowest Wage	Highest Wage
SIEMENS HEALTHCARE DIAGNOSTICS INC., 511 BENEDICT AVE., TARRYTOWN, NY (https://www.google.com/maps/place/511%20BENEDICT%20AVE.,TARRYTOWN,NY)	Graph	5	\$224,671.18	\$128,736.54	\$95,000.00	\$638,857.20
I3INFOTEK, INC., 511 BENEDICT AVE, TARRYTOWN, NY (https://www.google.com/maps/place/511%20BENEDICT%20AVE,TARRYTOWN,NY)	Graph	12	\$85,270.43	\$91,770.00	\$60,000.00	\$95,800.00
HCL AMERICA, INC., 511 BENEDICT AVENUE, TARRYTOWN, NY (https://www.google.com/maps/place/511%20BENEDICT%20AVENUE,TARRYTOWN,NY)	Graph	75	\$97,608.34	\$91,770.00	\$60,000.00	\$134,764.49
Totals	Graph	92	\$102,904.64	\$91,770.00	\$60,000.00	\$638,857.20

Latitude: 41.064392 Longitude: -73.801785

Employer Name/Employer Address	Graph	Count	Mean Wage	Median Wage	Lowest Wage	Highest Wage
GEOTECHNICAL ENGINEERING SERVICES, P.C., 6 BAYBERRY ROAD, ELMSFORD, NY (https://www.google.com/maps/place/6%20BAYBERRY%20ROAD,ELMSFORD,NY)	Graph	1	\$62,171.00	\$62,171.00	\$62,171.00	\$62,171.00
Totals	Graph	1	\$62,171.00	\$62,171.00	\$62,171.00	\$62,171.00

Employer Name/Worksite Address	Graph	Count	Mean Wage	Median Wage	Lowest Wage	Highest Wage
GEOTECHNICAL ENGINEERING SERVICES, P.C., 6 BAYBERRY ROAD, ELMSFORD, NY (https://www.google.com/maps/place/6%20BAYBERRY%20ROAD,ELMSFORD,NY)	Graph	1	\$62,171.00	\$62,171.00	\$62,171.00	\$62,171.00
Totals	Graph	1	\$62,171.00	\$62,171.00	\$62,171.00	\$62,171.00

Latitude: 41.06476 Longitude: -73.862439

Employer Name/Employer Address	Graph	Count	Mean Wage	Median Wage	Lowest Wage	Highest Wage
INTEGRATED SYSTEMS MANAGEMENT, INC., 303 SOUTH BROADWAY, TARRYTOWN, NY (https://www.google.com/maps/place/303%20SOUTH%20BROADWAY,TARRYTOWN,NY)	Graph	1	\$71,781.00	\$71,781.00	\$71,781.00	\$71,781.00
SQAD LLC, 303 SOUTH BROADWAY, TARRYTOWN, NY (https://www.google.com/maps/place/303%20SOUTH%20BROADWAY,TARRYTOWN,NY)	Graph	2	\$123,508.50	\$120,000.00	\$120,000.00	\$127,017.00
Totals	Graph	3	\$106,266.00	\$120,000.00	\$71,781.00	\$127,017.00

Employer Name/Worksite Address	Graph	Count	Mean Wage	Median Wage	Lowest Wage	Highest Wage
INTEGRATED SYSTEMS MANAGEMENT, INC., 303 S. BROADWAY, TARRYTOWN, NY (https://www.google.com/maps/place/303%20S.%20BROADWAY,TARRYTOWN,NY)	Graph	1	\$71,781.00	\$71,781.00	\$71,781.00	\$71,781.00

Employer Name/Worksite Address	Graph	Count	Mean Wage	Median Wage	Lowest Wage	Highest Wage
SQAD LLC, 303 SOUTH BROADWAY, TARRYTOWN, NY (https://www.google.com/maps/place/303%20SOUTH%20BROADWAY,TARRYTOWN,NY)	Graph	3	\$119,002.33	\$120,000.00	\$109,990.00	\$127,017.00
Totals	Graph	4	\$107,197.00	\$109,990.00	\$71,781.00	\$127,017.00

Latitude: 41.068321 Longitude: -73.857445

Employer Name/Employer Address	Graph	Count	Mean Wage	Median Wage	Lowest Wage	Highest Wage
HITACHI AMERICA, LTD., 50 PROSPECT AVENUE, TARRYTOWN, NY (https://www.google.com/maps/place/50%20PROSPECT%20AVENUE,TARRYTOWN,NY)	Graph	1	\$124,987.00	\$124,987.00	\$124,987.00	\$124,987.00
Totals	Graph	1	\$124,987.00	\$124,987.00	\$124,987.00	\$124,987.00

Employer Name/Worksite Address	Graph	Count	Mean Wage	Median Wage	Lowest Wage	Highest Wage
HITACHI AMERICA, LTD., 50 PROSPECT AVE., TARRYTOWN, NY (https://www.google.com/maps/place/50%20PROSPECT%20AVE.,TARRYTOWN,NY)	Graph	1	\$124,987.00	\$124,987.00	\$124,987.00	\$124,987.00
Totals	Graph	1	\$124,987.00	\$124,987.00	\$124,987.00	\$124,987.00

Latitude: 41.068348 Longitude: -73.806084

Employer Name/Employer Address	Graph	Count	Mean Wage	Median Wage	Lowest Wage	Highest Wage
JASCI LLC, 44 EXECUTIVE BLVD., ELMSFORD, NY (https://www.google.com/maps/place/44%20EXECUTIVE%20BLVD.,ELMSFORD,NY)	Graph	1	\$55,910.00	\$55,910.00	\$55,910.00	\$55,910.00
Totals	Graph	1	\$55,910.00	\$55,910.00	\$55,910.00	\$55,910.00

Employer Name/Worksite Address	Graph	Count	Mean Wage	Median Wage	Lowest Wage	Highest Wage
JASCI LLC, 44 EXECUTIVE BLVD., ELMSFORD, NY (https://www.google.com/maps/place/44%20EXECUTIVE%20BLVD.,ELMSFORD,NY)	Graph	1	\$55,910.00	\$55,910.00	\$55,910.00	\$55,910.00
Totals	Graph	1	\$55,910.00	\$55,910.00	\$55,910.00	\$55,910.00

Latitude: 41.069343 Longitude: -73.821836

Employer Name/Employer Address	Graph	Count	Mean Wage	Median Wage	Lowest Wage	Highest Wage
TOOL FETCH LLC, 105 FAIRVIEW PARK DRIVE, ELMSFORD, NY (https://www.google.com/maps/place/105%20FAIRVIEW%20PARK%20DRIVE,ELMSFORD,NY)	Graph	1	\$46,675.20	\$46,675.20	\$46,675.20	\$46,675.20
Totals	Graph	1	\$46,675.20	\$46,675.20	\$46,675.20	\$46,675.20

Employer Name/Worksite Address	Graph	Count	Mean Wage	Median Wage	Lowest Wage	Highest Wage
TOOL FETCH LLC, 105 FAIRVIEW PARK DRIVE, ELMSFORD, NY (https://www.google.com/maps/place/105%20FAIRVIEW%20PARK%20DRIVE,ELMSFORD,NY)	Graph	1	\$46,675.20	\$46,675.20	\$46,675.20	\$46,675.20
Totals	Graph	1	\$46,675.20	\$46,675.20	\$46,675.20	\$46,675.20

Latitude: 41.069391 Longitude: -73.81591

Employer Name/Employer Address	Graph	Count	Mean Wage	Median Wage	Lowest Wage	Highest Wage
TWO'S COMPANY INC, 500 SAW MILL RIVER ROAD, ELMSFORD, NY (https://www.google.com/maps/place/500%20SAW%20MILL%20RIVER%20ROAD,ELMSFORD,NY)	Graph	2	\$92,500.00	\$85,000.00	\$85,000.00	\$100,000.00

Employer Name/Employer Address	Graph	Count	Mean Wage	Median Wage	Lowest Wage	Highest Wage
Totals	Graph	2	\$92,500.00	\$85,000.00	\$85,000.00	\$100,000.00

Employer Name/Worksite Address	Graph	Count	Mean Wage	Median Wage	Lowest Wage	Highest Wage
TWO'S COMPANY INC, 500 SAW MILL RIVER ROAD, ELMSFORD, NY (https://www.google.com/maps/place/500%20SAW%20MILL%20RIVER%20ROAD,ELMSFORD,NY)	Graph	2	\$92,500.00	\$85,000.00	\$85,000.00	\$100,000.00
Totals	Graph	2	\$92,500.00	\$85,000.00	\$85,000.00	\$100,000.00

Latitude: 41.071136 Longitude: -73.790978

Employer Name/Worksite Address	Graph	Count	Mean Wage	Median Wage	Lowest Wage	Highest Wage
BRONX-LEBANON HOSPITAL CENTER, WESTCHESTER MEDICAL CENTER, VALHALLA, NY (https://www.google.com/maps/place/WESTCHESTER%20MEDICAL%20CENTER,VALHALLA,NY)	Graph	2	\$72,710.50	\$62,500.00	\$62,500.00	\$82,921.00
Totals	Graph	2	\$72,710.50	\$62,500.00	\$62,500.00	\$82,921.00

Latitude: 41.071994 Longitude: -73.796093

Employer Name/Worksite Address	Graph	Count	Mean Wage	Median Wage	Lowest Wage	Highest Wage
CORP2CORP,INC, ICE DATA SERVICES(NYSE), WHITE PLAINS, NY (https://www.google.com/maps/place/ICE%20DATA%20SERVICES(NYSE),WHITE%20PLAINS,NY)	Graph	2	\$82,118.00	\$82,118.00	\$82,118.00	\$82,118.00
Totals	Graph	2	\$82,118.00	\$82,118.00	\$82,118.00	\$82,118.00

Latitude: 41.073543 Longitude: -73.814138

Employer Name/Employer Address	Graph	Count	Mean Wage	Median Wage	Lowest Wage	Highest Wage
HYPRES, INC., 175 CLEARBROOK ROAD, ELMSFORD, NY (https://www.google.com/maps/place/175%20CLEARBROOK%20ROAD,ELMSFORD,NY)	Graph	5	\$77,000.00	\$75,000.00	\$75,000.00	\$80,000.00
Totals	Graph	5	\$77,000.00	\$75,000.00	\$75,000.00	\$80,000.00

Employer Name/Worksite Address	Graph	Count	Mean Wage	Median Wage	Lowest Wage	Highest Wage
HYPRES, INC., 175 CLEARBROOK ROAD, ELMSFORD, NY (https://www.google.com/maps/place/175%20CLEARBROOK%20ROAD,ELMSFORD,NY)	Graph	5	\$77,000.00	\$75,000.00	\$75,000.00	\$80,000.00
Totals	Graph	5	\$77,000.00	\$75,000.00	\$75,000.00	\$80,000.00

Latitude: 41.075969 Longitude: -73.814059

Employer Name/Worksite Address	Graph	Count	Mean Wage	Median Wage	Lowest Wage	Highest Wage
THE PLAY PLACE LLC, 11 CLEARBROOK ROAD, ELMSFORD, NY (https://www.google.com/maps/place/11%20CLEARBROOK%20ROAD,ELMSFORD,NY)	Graph	1	\$30,722.00	\$30,722.00	\$30,722.00	\$30,722.00
Totals	Graph	1	\$30,722.00	\$30,722.00	\$30,722.00	\$30,722.00

Latitude: 41.076284 Longitude: -73.858153

Employer Name/Employer Address	Graph	Count	Mean Wage	Median Wage	Lowest Wage	Highest Wage
ELITE CHOICE CONSTRUCTION, INC., 1 NEPERAN ROAD, TARRYTOWN, NY (https://www.google.com/maps/place/1%20NEPERAN%20ROAD,TARRYTOWN,NY)	Graph	1	\$90,000.00	\$90,000.00	\$90,000.00	\$90,000.00

Employer Name/Employer Address	Graph	Count	Mean Wage	Median Wage	Lowest Wage	Highest Wage
Totals	Graph	1	\$90,000.00	\$90,000.00	\$90,000.00	\$90,000.00

Employer Name/Worksite Address	Graph	Count	Mean Wage	Median Wage	Lowest Wage	Highest Wage
ELITE CHOICE CONSTRUCTION, INC., 1 NEPERAN ROAD, TARRYTOWN, NY (https://www.google.com/maps/place/1%20NEPERAN%20ROAD,TARRYTOWN,NY)	Graph	1	\$90,000.00	\$90,000.00	\$90,000.00	\$90,000.00
Totals	Graph	1	\$90,000.00	\$90,000.00	\$90,000.00	\$90,000.00

Latitude: 41.076393 Longitude: -73.813419

Employer Name/Employer Address	Graph	Count	Mean Wage	Median Wage	Lowest Wage	Highest Wage
AMSCAN INC., 80 GRASSLANDS ROAD, ELMSFORD, NY (https://www.google.com/maps/place/80%20GRASSLANDS%20ROAD,ELMSFORD,NY)	Graph	1	\$106,000.00	\$106,000.00	\$106,000.00	\$106,000.00
Totals	Graph	1	\$106,000.00	\$106,000.00	\$106,000.00	\$106,000.00

Employer Name/Worksite Address	Graph	Count	Mean Wage	Median Wage	Lowest Wage	Highest Wage
AMSCAN INC., 80 GRASSLANDS ROAD, ELMSFORD, NY (https://www.google.com/maps/place/80%20GRASSLANDS%20ROAD,ELMSFORD,NY)	Graph	1	\$106,000.00	\$106,000.00	\$106,000.00	\$106,000.00
Totals	Graph	1	\$106,000.00	\$106,000.00	\$106,000.00	\$106,000.00

Latitude: 41.076548 Longitude: -73.954619

Employer Name/Employer Address	Graph	Count	Mean Wage	Median Wage	Lowest Wage	Highest Wage
AERCO, INTERNATIONAL, INC., 100 ORITANI DRIVE, BLAUVELT, NY (https://www.google.com/maps/place/100%20ORITANI%20DRIVE,BLAUVELT,NY)	Graph	1	\$107,940.00	\$107,940.00	\$107,940.00	\$107,940.00
Totals	Graph	1	\$107,940.00	\$107,940.00	\$107,940.00	\$107,940.00

Employer Name/Worksite Address	Graph	Count	Mean Wage	Median Wage	Lowest Wage	Highest Wage
AERCO, INTERNATIONAL, INC., 100 ORITANI DRIVE, BLAUVELT, NY (https://www.google.com/maps/place/100%20ORITANI%20DRIVE,BLAUVELT,NY)	Graph	1	\$107,940.00	\$107,940.00	\$107,940.00	\$107,940.00
Totals	Graph	1	\$107,940.00	\$107,940.00	\$107,940.00	\$107,940.00

Latitude: 41.076651 Longitude: -73.860445

Employer Name/Employer Address	Graph	Count	Mean Wage	Median Wage	Lowest Wage	Highest Wage
SUNG K YOO TAE KWON DO, INC., 10 MAIN STREET, TARRYTOWN, NY (https://www.google.com/maps/place/10%20MAIN%20STREET,TARRYTOWN,NY)	Graph	1	\$45,760.00	\$45,760.00	\$45,760.00	\$45,760.00
Totals	Graph	1	\$45,760.00	\$45,760.00	\$45,760.00	\$45,760.00

Employer Name/Worksite Address	Graph	Count	Mean Wage	Median Wage	Lowest Wage	Highest Wage
SUNG K YOO TAE KWON DO, INC., 10 MAIN STREET, TARRYTOWN, NY (https://www.google.com/maps/place/10%20MAIN%20STREET,TARRYTOWN,NY)	Graph	1	\$45,760.00	\$45,760.00	\$45,760.00	\$45,760.00
Totals	Graph	1	\$45,760.00	\$45,760.00	\$45,760.00	\$45,760.00

Latitude: 41.076756 Longitude: -73.77171

Employer Name/Worksite Address	Graph	Count	Mean Wage	Median Wage	Lowest Wage	Highest Wage
MAXISIT, INC, 7 LAKESIDE DRIVE, VALHALLA, NY (https://www.google.com/maps/place/7%20LAKESIDE%20DRIVE,VALHALLA,NY)	Graph	1	\$97,760.00	\$97,760.00	\$97,760.00	\$97,760.00
Totals	Graph	1	\$97,760.00	\$97,760.00	\$97,760.00	\$97,760.00

Latitude: 41.077314 Longitude: -73.868278

Employer Name/Employer Address	Graph	Count	Mean Wage	Median Wage	Lowest Wage	Highest Wage
OMNICOM CONSULTING GROUP, INC., 145 W MAIN STREET, TARRYTOWN, NY (https://www.google.com/maps/place/145%20W.%20MAIN%20STREET,TARRYTOWN,NY)	Graph	1	\$117,270.00	\$117,270.00	\$117,270.00	\$117,270.00
Totals	Graph	1	\$117,270.00	\$117,270.00	\$117,270.00	\$117,270.00

Employer Name/Worksite Address	Graph	Count	Mean Wage	Median Wage	Lowest Wage	Highest Wage
OMNICOM CONSULTING GROUP, INC., 145 W. MAIN STREET, TARRYTOWN, NY (https://www.google.com/maps/place/145%20W.%20MAIN%20STREET,TARRYTOWN,NY)	Graph	1	\$117,270.00	\$117,270.00	\$117,270.00	\$117,270.00
Totals	Graph	1	\$117,270.00	\$117,270.00	\$117,270.00	\$117,270.00

Latitude: 41.077577 Longitude: -73.858768

Employer Name/Employer Address	Graph	Count	Mean Wage	Median Wage	Lowest Wage	Highest Wage
R3 ENERGY MANAGEMENT AUDIT & REVIEW, LLC, 1 CENTRAL AVE., TARRYTOWN, NY (https://www.google.com/maps/place/1%20CENTRAL%20AVE.,TARRYTOWN,NY)	Graph	2	\$72,000.00	\$72,000.00	\$72,000.00	\$72,000.00
Totals	Graph	2	\$72,000.00	\$72,000.00	\$72,000.00	\$72,000.00

Employer Name/Worksite Address	Graph	Count	Mean Wage	Median Wage	Lowest Wage	Highest Wage
R3 ENERGY MANAGEMENT AUDIT & REVIEW, LLC, 1 CENTRAL AVE, TARRYTOWN, NY (https://www.google.com/maps/place/1%20CENTRAL%20AVE,TARRYTOWN,NY)	Graph	2	\$72,000.00	\$72,000.00	\$72,000.00	\$72,000.00
Totals	Graph	2	\$72,000.00	\$72,000.00	\$72,000.00	\$72,000.00

Latitude: 41.078753 Longitude: -73.952854

Employer Name/Employer Address	Graph	Count	Mean Wage	Median Wage	Lowest Wage	Highest Wage
RFI, LLC, 300 CORPORATE DRIVE, SUITE 14, BLAUVELT, NY (https://www.google.com/maps/place/300%20CORPORATE%20DRIVE,%20SUITE%2014,BLAUVELT,NY)	Graph	2	\$48,714.00	\$48,714.00	\$48,714.00	\$48,714.00
Totals	Graph	2	\$48,714.00	\$48,714.00	\$48,714.00	\$48,714.00

Employer Name/Worksite Address	Graph	Count	Mean Wage	Median Wage	Lowest Wage	Highest Wage
RFI, LLC, 300 CORPORATE DRIVE, SUITE 14, BLAUVELT, NY (https://www.google.com/maps/place/300%20CORPORATE%20DRIVE,%20SUITE%2014,BLAUVELT,NY)	Graph	2	\$48,714.00	\$48,714.00	\$48,714.00	\$48,714.00
Totals	Graph	2	\$48,714.00	\$48,714.00	\$48,714.00	\$48,714.00

Latitude: 41.079546 Longitude: -74.081369

Employer Name/Employer Address	Graph	Count	Mean Wage	Median Wage	Lowest Wage	Highest Wage
BSG REALTY OF RAMAPO CORPORATION, 600 SADDLE RIVER ROAD, AIRMONT, NY (https://www.google.com/maps/place/600%20SADDLE%20RIVER%20ROAD,AIRMONT,NY)	Graph	1	\$35,000.00	\$35,000.00	\$35,000.00	\$35,000.00

Employer Name/Employer Address	Graph	Count	Mean Wage	Median Wage	Lowest Wage	Highest Wage
Totals	Graph	1	\$35,000.00	\$35,000.00	\$35,000.00	\$35,000.00

Employer Name/Worksite Address	Graph	Count	Mean Wage	Median Wage	Lowest Wage	Highest Wage
BSG REALTY OF RAMAPO CORPORATION, 600 SADDLE RIVER ROAD, AIRMONT, NY (https://www.google.com/maps/place/600%20SADDLE%20RIVER%20ROAD,AIRMONT,NY)	Graph	1	\$35,000.00	\$35,000.00	\$35,000.00	\$35,000.00
Totals	Graph	1	\$35,000.00	\$35,000.00	\$35,000.00	\$35,000.00

Latitude: 41.080035 Longitude: -74.054856

Employer Name/Worksite Address	Graph	Count	Mean Wage	Median Wage	Lowest Wage	Highest Wage
NEXAGE TECHNOLOGIES USA INC, 2 RAM RIDGE RD, CHESTNUT RIDGE, NY (https://www.google.com/maps/place/2%20RAM%20RIDGE%20RD,CHESTNUT%20RIDGE,NY)	Graph	1	\$60,000.00	\$60,000.00	\$60,000.00	\$60,000.00
Totals	Graph	1	\$60,000.00	\$60,000.00	\$60,000.00	\$60,000.00

Latitude: 41.080153 Longitude: -73.861298

Employer Name/Worksite Address	Graph	Count	Mean Wage	Median Wage	Lowest Wage	Highest Wage
GRANDISON MANAGEMENT, INC., 20 WOOD COURT, TARRYTOWN, NY (https://www.google.com/maps/place/20%20WOOD%20COURT,TARRYTOWN,NY)	Graph	10	\$65,748.80	\$65,748.80	\$65,748.80	\$65,748.80
Totals	Graph	10	\$65,748.80	\$65,748.80	\$65,748.80	\$65,748.80

Latitude: 41.080167 Longitude: -74.054867

Employer Name/Employer Address	Graph	Count	Mean Wage	Median Wage	Lowest Wage	Highest Wage
PAR PHARMACEUTICAL COMPANIES, INC., ONE RAM RIDGE ROAD, SPRING VALLEY, NY (https://www.google.com/maps/place/ONE%20RAM%20RIDGE%20ROAD,SPRING%20VALLEY,NY)	Graph	1	\$115,856.00	\$115,856.00	\$115,856.00	\$115,856.00
Totals	Graph	1	\$115,856.00	\$115,856.00	\$115,856.00	\$115,856.00

Employer Name/Worksite Address	Graph	Count	Mean Wage	Median Wage	Lowest Wage	Highest Wage
PRODWARE SOLUTIONS LLC, 1 RAM RIDGE RD, CHESTNUT RIDGE, NY (https://www.google.com/maps/place/1%20RAM%20RIDGE%20RD,CHESTNUT%20RIDGE,NY)	Graph	1	\$60,000.00	\$60,000.00	\$60,000.00	\$60,000.00
Totals	Graph	1	\$60,000.00	\$60,000.00	\$60,000.00	\$60,000.00

Latitude: 41.080202 Longitude: -73.844289

Employer Name/Worksite Address	Graph	Count	Mean Wage	Median Wage	Lowest Wage	Highest Wage
VSOFIT INFOWARE, INC., 745 OLD SAW MILL RIVER ROAD, TERRYTOWN, NY (https://www.google.com/maps/place/745%20OLD%20SAW%20MILL%20RIVER%20ROAD,TERRYTOWN,NY)	Graph	2	\$88,000.00	\$88,000.00	\$88,000.00	\$88,000.00
Totals	Graph	2	\$88,000.00	\$88,000.00	\$88,000.00	\$88,000.00

Latitude: 41.080208 Longitude: -73.844188

Employer Name/Worksite Address	Graph	Count	Mean Wage	Median Wage	Lowest Wage	Highest Wage
MOMENTIVE PERFORMANCE MATERIALS USA LLC, 769 OLD SAW MILL RIVER ROAD, TARRYTOWN, NY (https://www.google.com/maps/place/769%20OLD%20SAW%20MILL%20RIVER%20ROAD,TARRYTOWN,NY)	Graph	1	\$99,000.00	\$99,000.00	\$99,000.00	\$99,000.00

Employer Name/Worksite Address	Graph	Count	Mean Wage	Median Wage	Lowest Wage	Highest Wage
Totals	Graph	1	\$99,000.00	\$99,000.00	\$99,000.00	\$99,000.00

Latitude: 41.080211 Longitude: -73.844154

Employer Name/Employer Address	Graph	Count	Mean Wage	Median Wage	Lowest Wage	Highest Wage
REGENERON GENETICS CENTER LLC, 777 OLD SAW MILL RIVER ROAD, TARRYTOWN, NY (https://www.google.com/maps/place/777%20OLD%20SAW%20MILL%20RIVER%20ROAD,TARRYTOWN,NY)	Graph	1	\$84,864.00	\$84,864.00	\$84,864.00	\$84,864.00
REGENERON GENETICS CENTER, LLC, 777 OLD SAW MILL RIVER ROAD, TARRYTOWN, NY (https://www.google.com/maps/place/777%20OLD%20SAW%20MILL%20RIVER%20ROAD,TARRYTOWN,NY)	Graph	1	\$170,000.00	\$170,000.00	\$170,000.00	\$170,000.00
REGENERON HEALTHCARE SOLUTIONS, INC., 777 OLD SAW MILL RIVER ROAD, TARRYTOWN, NY (https://www.google.com/maps/place/777%20OLD%20SAW%20MILL%20RIVER%20ROAD,TARRYTOWN,NY)	Graph	5	\$120,665.60	\$120,000.00	\$73,902.00	\$184,220.00
REGENERON PHARMACEUTICALS, INC., 777 OLD SAW MILL RIVER ROAD, TARRYTOWN, NY (https://www.google.com/maps/place/777%20OLD%20SAW%20MILL%20RIVER%20ROAD,TARRYTOWN,NY)	Graph	61	\$100,666.39	\$88,414.00	\$56,800.00	\$320,700.00
Totals	Graph	68	\$102,924.15	\$90,000.00	\$56,800.00	\$320,700.00

Employer Name/Worksite Address	Graph	Count	Mean Wage	Median Wage	Lowest Wage	Highest Wage
EGEN SOLUTIONS, INC., 777 OLD SAW MILL RIVER ROAD, TARRYTOWN, NY (https://www.google.com/maps/place/777%20OLD%20SAW%20MILL%20RIVER%20ROAD,TARRYTOWN,NY)	Graph	1	\$93,600.00	\$93,600.00	\$93,600.00	\$93,600.00
WIPRO LIMITED, #, 777 OLD SAW MILL RIVER RD, TARRY TOWN, NY (https://www.google.com/maps/place/#,%20777%20OLD%20SAW%20MILL%20RIVER%20RD,TARRY%20TOWN,NY)	Graph	1	\$90,376.00	\$90,376.00	\$90,376.00	\$90,376.00
WIPRO LIMITED, 777 OLD SAW MILL RIVER ROAD, TARRY TOWN, NY (https://www.google.com/maps/place/777%20OLD%20SAW%20MILL%20RIVER%20ROAD,TARRY%20TOWN,NY)	Graph	1	\$71,781.00	\$71,781.00	\$71,781.00	\$71,781.00
REGENERON PHARMACEUTICALS, INC., 777 OLD SAW MILL RIVER ROAD, WESTCHESTER, NY (https://www.google.com/maps/place/777%20OLD%20SAW%20MILL%20RIVER%20ROAD,WESTCHESTER,NY)	Graph	2	\$79,383.00	\$73,902.00	\$73,902.00	\$79,383.00
ACCENTURE LLP, 777 OLD SAW MILL RIVER RD, TARRYTOWN, NY (https://www.google.com/maps/place/777%20OLD%20SAW%20MILL%20RIVER%20RD,TARRYTOWN,NY)	Graph	4	\$70,179.25	\$69,701.00	\$65,000.00	\$70,179.25
REGENERON HEALTHCARE SOLUTIONS, INC., 777 OLD SAW MILL RIVER ROAD, TARRYTOWN, NY (https://www.google.com/maps/place/777%20OLD%20SAW%20MILL%20RIVER%20ROAD,TARRYTOWN,NY)	Graph	61	\$103,399.36	\$90,000.00	\$56,800.00	\$320,700.00
Totals	Graph	70	\$100,037.16	\$88,000.00	\$56,800.00	\$320,700.00

Latitude: 41.080213 Longitude: -73.84412

Employer Name/Worksite Address	Graph	Count	Mean Wage	Median Wage	Lowest Wage	Highest Wage
CYBECYS, INC, 785 OLD SAW MILL RIVER ROAD, TARRYTOWN, NY (https://www.google.com/maps/place/785%20OLD%20SAW%20MILL%20RIVER%20ROAD,TARRYTOWN,NY)	Graph	1	\$156,000.00	\$156,000.00	\$156,000.00	\$156,000.00
KRONSYS, INC., 785 OLD SAW MILL RIVER RD, TARRYTOWN, NY (https://www.google.com/maps/place/785%20OLD%20SAW%20MILL%20RIVER%20RD,TARRYTOWN,NY)	Graph	1	\$80,000.00	\$80,000.00	\$80,000.00	\$80,000.00
Totals	Graph	2	\$118,000.00	\$80,000.00	\$80,000.00	\$156,000.00

Latitude: 41.08032 Longitude: -74.05226

Employer Name/Employer Address	Graph	Count	Mean Wage	Median Wage	Lowest Wage	Highest Wage
PAR PHARMACEUTICAL COMPANIES, INC., 6 RAM RIDGE ROAD, CHESTNUT RIDGE, NY (https://www.google.com/maps/place/6%20RAM%20RIDGE%20ROAD,CHESTNUT%20RIDGE,NY)	Graph	5	\$91,122.00	\$89,610.00	\$73,000.00	\$120,000.00
Totals	Graph	5	\$91,122.00	\$89,610.00	\$73,000.00	\$120,000.00

Employer Name/Worksite Address	Graph	Count	Mean Wage	Median Wage	Lowest Wage	Highest Wage
COLLASYS LLC, 6 RAM RIDGE RD, CHESTNUT RIDGE, NY (https://www.google.com/maps/place/6%20RAM%20RIDGE%20RD,CHESTNUT%20RIDGE,NY)	Graph	1	\$90,000.00	\$90,000.00	\$90,000.00	\$90,000.00

Employer Name/Worksite Address	Graph	Count	Mean Wage	Median Wage	Lowest Wage	Highest Wage
PAR PHARMACEUTICAL COMPANIES, INC., 6 RAM RIDGE ROAD, CHESTNUT RIDGE, NY (https://www.google.com/maps/place/6%20RAM%20RIDGE%20ROAD,CHESTNUT%20RIDGE,NY)	Graph	6	\$95,244.33	\$89,610.00	\$73,000.00	\$120,000.00
Totals	Graph	7	\$94,495.14	\$90,000.00	\$73,000.00	\$120,000.00

Latitude: 41.081363 Longitude: -73.818267

Employer Name/Worksite Address	Graph	Count	Mean Wage	Median Wage	Lowest Wage	Highest Wage
MKM VENTURES LLC, 7 DANA ROAD, VALHALLA, NY (https://www.google.com/maps/place/7%20DANA%20ROAD,VALHALLA,NY)	Graph	1	\$90,813.00	\$90,813.00	\$90,813.00	\$90,813.00
Totals	Graph	1	\$90,813.00	\$90,813.00	\$90,813.00	\$90,813.00

Employer Name/Worksite Address	Graph	Count	Mean Wage	Median Wage	Lowest Wage	Highest Wage
MKM VENTURES LLC, 7 DANA ROAD, VALHALLA, NY (https://www.google.com/maps/place/7%20DANA%20ROAD,VALHALLA,NY)	Graph	1	\$90,813.00	\$90,813.00	\$90,813.00	\$90,813.00
Totals	Graph	1	\$90,813.00	\$90,813.00	\$90,813.00	\$90,813.00

Latitude: 41.085564 Longitude: -73.810158

Employer Name/Worksite Address	Graph	Count	Mean Wage	Median Wage	Lowest Wage	Highest Wage
BOSTON CHILDREN'S HEALTH PHYSICIANS, LLP, 40 SUNSHINE COTTAGE ROAD, VALHALLA, NY (https://www.google.com/maps/place/40%20SUNSHINE%20COTTAGE%20ROAD,VALHALLA,NY)	Graph	1	\$160,000.00	\$160,000.00	\$160,000.00	\$160,000.00
BOSTON CHILDREN'S HEALTH PHYSICIANS LLP, 40 SUNSHINE COTTAGE ROAD, VALHALLA, NY (https://www.google.com/maps/place/40%20SUNSHINE%20COTTAGE%20ROAD,VALHALLA,NY)	Graph	3	\$120,000.00	\$130,000.00	\$100,000.00	\$130,000.00
NEW YORK MEDICAL COLLEGE, 40 SUNSHINE COTTAGE ROAD, VALHALLA, NY (https://www.google.com/maps/place/40%20SUNSHINE%20COTTAGE%20ROAD,VALHALLA,NY)	Graph	6	\$71,246.00	\$60,000.00	\$47,476.00	\$90,000.00
Totals	Graph	10	\$94,747.60	\$90,000.00	\$47,476.00	\$160,000.00

Employer Name/Worksite Address	Graph	Count	Mean Wage	Median Wage	Lowest Wage	Highest Wage
BOSTON CHILDREN'S HEALTH PHYSICIANS, LLP, 40 SUNSHINE COTTAGE ROAD, VALHALLA, NY (https://www.google.com/maps/place/40%20SUNSHINE%20COTTAGE%20ROAD,VALHALLA,NY)	Graph	1	\$160,000.00	\$160,000.00	\$160,000.00	\$160,000.00
Totals	Graph	1	\$160,000.00	\$160,000.00	\$160,000.00	\$160,000.00

Latitude: 41.085894 Longitude: -73.844166

Employer Name/Worksite Address	Graph	Count	Mean Wage	Median Wage	Lowest Wage
INTONE NETWORKS INC., REGENERON PHARMACEUTICALS, TARRYTOWN, NY (https://www.google.com/maps/place/REGENERON%20PHARMACEUTICALS,TARRYTOWN,NY)	Graph	1	\$60,000.00	\$60,000.00	\$60,000.00
MONTEFIORE MEDICAL CENTER, MONTEFIORE MEDICAL CENTER HIM DEPARTMENT, TARRYTOWN, NY (https://www.google.com/maps/place/MONTEFIORE%20MEDICAL%20CENTER%20HIM%20DEPARTMENT,TARRYTOWN,NY)	Graph	1	\$72,100.08	\$72,100.08	\$72,100.00
M&R CONSULTANTS CORPORATION, 520 WHITE PLAINS RD, TARRYTOWN, NY (https://www.google.com/maps/place/520%20WHITE%20PLAINS%20RD,TARRYTOWN,NY)	Graph	2	\$75,795.00	\$75,795.00	\$75,795.00
Totals	Graph	4	\$70,922.52	\$72,100.08	\$60,000.00

Latitude: 41.086483 Longitude: -73.782022

Employer Name/Worksite Address	Graph	Count	Mean Wage	Median Wage	Lowest Wage	Highest Wage
DATA AIXSYS, INC, 115 EAST STEVENS AVENUE, VALHALLA, NY (https://www.google.com/maps/place/115%20EAST%20STEVENS%20AVENUE,VALHALLA,NY)	Graph	1	\$79,768.00	\$79,768.00	\$79,768.00	\$79,768.00
NEW YORK MEDICAL COLLEGE, NEW YORK MEDICAL COLLEGE - SSHP, VALHALLA, NY (https://www.google.com/maps/place/NEW%20YORK%20MEDICAL%20COLLEGE%20-%20SSHP,VALHALLA,NY)	Graph	2	\$90,000.00	\$90,000.00	\$90,000.00	\$90,000.00
PROWESSOFT INC, 11 CORPORATE WOODS BLVD FL 3, ALBANY, NY (https://www.google.com/maps/place/11%20CORPORATE%20WOODS%20BLVD%20FL%203,ALBANY,NY)	Graph	3	\$70,500.00	\$70,500.00	\$70,500.00	\$70,500.00
BOSTON CHILDREN'S HEALTH PHYSICIANS LLP, NEW YORK MEDICAL COLLEGE, VALHALLA, NY (https://www.google.com/maps/place/NEW%20YORK%20MEDICAL%20COLLEGE,VALHALLA,NY)	Graph	5	\$75,495.20	\$60,000.00	\$47,476.00	\$130,000.00
Totals	Graph	11	\$77,158.55	\$70,500.00	\$47,476.00	\$130,000.00

Latitude: 41.088033 Longitude: -73.804111

Employer Name/Employer Address	Graph	Count	Mean Wage	Median Wage	Lowest Wage	Highest Wage
WESTCHESTER COUNTY HEALTH CARE CORPORATION, 100 WOODS ROAD, VALHALLA, NY (https://www.google.com/maps/place/100%20WOODS%20ROAD,VALHALLA,NY)	Graph	26	\$71,484.42	\$69,000.00	\$56,279.00	\$200,000.00
Totals	Graph	26	\$71,484.42	\$69,000.00	\$56,279.00	\$200,000.00

Employer Name/Worksite Address	Graph	Count	Mean Wage	Median Wage	Lowest Wage	Highest Wage
BOSTON CHILDREN'S HEALTH PHYSICIANS LLP, 100 WOODS ROAD, VALHALLA, NY (https://www.google.com/maps/place/100%20WOODS%20ROAD,VALHALLA,NY)	Graph	35	\$112,388.43	\$69,000.00	\$56,279.00	\$400,000.00
Totals	Graph	35	\$112,388.43	\$69,000.00	\$56,279.00	\$400,000.00

Latitude: 41.08904 Longitude: -74.051947

Employer Name/Employer Address	Graph	Count	Mean Wage	Median Wage	Lowest Wage	Highest Wage
TELEDYNE LECROY, INC., 700 CHESTNUT RIDGE ROAD, CHESTNUT RIDGE, NY (https://www.google.com/maps/place/700%20CHESTNUT%20RIDGE%20ROAD,CHESTNUT%20RIDGE,NY)	Graph	4	\$78,718.98	\$75,000.00	\$72,000.00	\$85,875.92
Totals	Graph	4	\$78,718.98	\$75,000.00	\$72,000.00	\$85,875.92

Employer Name/Worksite Address	Graph	Count	Mean Wage	Median Wage	Lowest Wage	Highest Wage
TELEDYNE LECROY, INC., 700 CHESTNUT RIDGE ROAD, CHESTNUT RIDGE, NY (https://www.google.com/maps/place/700%20CHESTNUT%20RIDGE%20ROAD,CHESTNUT%20RIDGE,NY)	Graph	2	\$83,937.96	\$82,000.00	\$82,000.00	\$85,875.92
TELEDYNE LECROY, INC., 700 CHESTNUT RIDGE, CHESTNUT RIDGE, NY (https://www.google.com/maps/place/700%20CHESTNUT%20RIDGE,CHESTNUT%20RIDGE,NY)	Graph	2	\$73,500.00	\$72,000.00	\$72,000.00	\$75,000.00
Totals	Graph	4	\$78,718.98	\$75,000.00	\$72,000.00	\$85,875.92

Latitude: 41.089788 Longitude: -73.915961

Employer Name/Worksite Address	Graph	Count	Mean Wage	Median Wage	Lowest Wage	Highest Wage
KEYBANK NATIONAL ASSOCIATION, 17 SOUTH BROADWAY, NYACK, NY (https://www.google.com/maps/place/17%20SOUTH%20BROADWAY,NYACK,NY)	Graph	2	\$113,000.00	\$113,000.00	\$113,000.00	\$113,000.00
Totals	Graph	2	\$113,000.00	\$113,000.00	\$113,000.00	\$113,000.00

Latitude: 41.091362 Longitude: -73.917462

Employer Name/Worksite Address	Graph	Count	Mean Wage	Median Wage	Lowest Wage	Highest Wage
--------------------------------	-------	-------	-----------	-------------	-------------	--------------

Employer Name/Worksite Address	Graph	Count	Mean Wage	Median Wage	Lowest Wage	Highest Wage
ATHENE ANNUITY AND LIFE COMPANY, 69 LYDECKER STREET, NYACK, NY (https://www.google.com/maps/place/69%20LYDECKER%20STREET,NYACK,NY)	Graph	1	\$72,000.00	\$72,000.00	\$72,000.00	\$72,000.00
Totals	Graph	1	\$72,000.00	\$72,000.00	\$72,000.00	\$72,000.00

Latitude: 41.091393 Longitude: -73.923508

Employer Name/Employer Address	Graph	Count	Mean Wage	Median Wage	Lowest Wage	Highest Wage
PRECIOSA INTERNATIONAL INC., 15 NORTH MILL STREET, NYACK, NY (https://www.google.com/maps/place/15%20NORTH%20MILL%20STREET,NYACK,NY)	Graph	1	\$126,000.00	\$126,000.00	\$126,000.00	\$126,000.00
Totals	Graph	1	\$126,000.00	\$126,000.00	\$126,000.00	\$126,000.00

Employer Name/Worksite Address	Graph	Count	Mean Wage	Median Wage	Lowest Wage	Highest Wage
PRECIOSA INTERNATIONAL INC., 15 NORTH MILL STREET, NYACK, NY (https://www.google.com/maps/place/15%20NORTH%20MILL%20STREET,NYACK,NY)	Graph	1	\$126,000.00	\$126,000.00	\$126,000.00	\$126,000.00
Totals	Graph	1	\$126,000.00	\$126,000.00	\$126,000.00	\$126,000.00

Latitude: 41.091831 Longitude: -73.925797

Employer Name/Worksite Address	Graph	Count	Mean Wage	Median Wage	Lowest Wage	Highest Wage
MIDDLETOWN MEDICAL, PC, 111 MALTESE DRIVE, MIDDLETOWN, NY (https://www.google.com/maps/place/111%20MALTESE%20DRIVE,MIDDLETOWN,NY)	Graph	1	\$107,016.00	\$107,016.00	\$107,016.00	\$107,016.00
Totals	Graph	1	\$107,016.00	\$107,016.00	\$107,016.00	\$107,016.00

Latitude: 41.093339 Longitude: -73.978586

Employer Name/Worksite Address	Graph	Count	Mean Wage	Median Wage	Lowest Wage	Highest Wage
RANGAM CONSULTANTS INC., 4 CENTEROCK ROAD, WEST NYACK, NY (https://www.google.com/maps/place/4%20CENTEROCK%20ROAD,WEST%20NYACK,NY)	Graph	26	\$70,066.35	\$68,869.00	\$68,869.00	\$100,000.00
Totals	Graph	26	\$70,066.35	\$68,869.00	\$68,869.00	\$100,000.00

Latitude: 41.093807 Longitude: -73.965218

Employer Name/Employer Address	Graph	Count	Mean Wage	Median Wage	Lowest Wage	Highest Wage
YABOO FENCE COMPANY, INC., 95 WEST NYACK WAY, WEST NYACK, NY (https://www.google.com/maps/place/95%20WEST%20NYACK%20WAY,WEST%20NYACK,NY)	Graph	1	\$85,000.00	\$85,000.00	\$85,000.00	\$85,000.00
Totals	Graph	1	\$85,000.00	\$85,000.00	\$85,000.00	\$85,000.00

Employer Name/Worksite Address	Graph	Count	Mean Wage	Median Wage	Lowest Wage	Highest Wage
YABOO FENCE COMPANY, INC., 95 WEST NYACK WAY, WEST NYACK, NY (https://www.google.com/maps/place/95%20WEST%20NYACK%20WAY,WEST%20NYACK,NY)	Graph	1	\$85,000.00	\$85,000.00	\$85,000.00	\$85,000.00
Totals	Graph	1	\$85,000.00	\$85,000.00	\$85,000.00	\$85,000.00

Latitude: 41.093853 Longitude: -73.812812

Employer Name/Employer Address	Graph	Count	Mean Wage	Median Wage	Lowest Wage	Highest Wage
--------------------------------	-------	-------	-----------	-------------	-------------	--------------

Employer Name/Employer Address	Graph	Count	Mean Wage	Median Wage	Lowest Wage	Highest Wage
CROWN TROPHY, INC., 9 SKYLINE DRIVE, HAWTHORNE, NY (https://www.google.com/maps/place/9%20SKYLINE%20DRIVE,HAWTHORNE,NY)	Graph	1	\$86,652.80	\$86,652.80	\$86,652.80	\$86,652.80
TARO PHARMACEUTICALS USA INC., 3 SKYLINE DRIVE, HAWTHORNE, NY (https://www.google.com/maps/place/3%20SKYLINE%20DRIVE,HAWTHORNE,NY)	Graph	1	\$65,000.00	\$65,000.00	\$65,000.00	\$65,000.00
TRAUB LIEBERMAN STRAUS & SHREWSBERRY LLP, SEVEN SKYLINE DRIVE, HAWTHORNE, NY (https://www.google.com/maps/place/SEVEN%20SKYLINE%20DRIVE,HAWTHORNE,NY)	Graph	1	\$80,000.00	\$80,000.00	\$80,000.00	\$80,000.00
Totals	Graph	3	\$77,217.60	\$80,000.00	\$65,000.00	\$86,652.80

Employer Name/Worksite Address	Graph	Count	Mean Wage	Median Wage	Lowest Wage	Highest Wage
CROWN TROPHY, INC., 9 SKYLINE DRIVE, HAWTHORNE, NY (https://www.google.com/maps/place/9%20SKYLINE%20DRIVE,HAWTHORNE,NY)	Graph	1	\$86,652.80	\$86,652.80	\$86,652.80	\$86,652.80
GLOBALPOINT, INC., 3 SKYLINE DR, HAWTHORNE, NY (https://www.google.com/maps/place/3%20SKYLINE%20DR,HAWTHORNE,NY)	Graph	1	\$85,000.00	\$85,000.00	\$85,000.00	\$85,000.00
ISYNC SOLUTIONS INC, 3 SKYLINE DRIVE SUITE 120,, HAWTHORNE, NY (https://www.google.com/maps/place/3%20SKYLINE%20DRIVE%20SUITE%20120,,HAWTHORNE,NY)	Graph	1	\$65,000.00	\$65,000.00	\$65,000.00	\$65,000.00
TRAUB LIEBERMAN STRAUS & SHREWSBERRY LLP, SEVEN SKYLINE DRIVE, HAWTHORNE, NY (https://www.google.com/maps/place/SEVEN%20SKYLINE%20DRIVE,HAWTHORNE,NY)	Graph	1	\$80,000.00	\$80,000.00	\$80,000.00	\$80,000.00
ZENSAR TECHNOLOGIES INC., 3 SKYLINE DR., STE 120, HAWTHORNE, NY (https://www.google.com/maps/place/3%20SKYLINE%20DR.,%20STE%20120,HAWTHORNE,NY)	Graph	1	\$86,653.00	\$86,653.00	\$86,653.00	\$86,653.00
GLOBALPOINT, INC., 3 SKYLINE DRIVE, HAWTHORNE, NY (https://www.google.com/maps/place/3%20SKYLINE%20DRIVE,HAWTHORNE,NY)	Graph	10	\$81,330.00	\$72,000.00	\$65,000.00	\$95,000.00
Totals	Graph	15	\$81,107.05	\$85,000.00	\$65,000.00	\$95,000.00

Latitude: 41.094605 Longitude: -73.965025

Employer Name/Employer Address	Graph	Count	Mean Wage	Median Wage	Lowest Wage	Highest Wage
PLASTIC-CRAFT PRODUCTS CORP, 744 WEST NYACK ROAD, WEST NYACK, NY (https://www.google.com/maps/place/744%20WEST%20NYACK%20ROAD,WEST%20NYACK,NY)	Graph	1	\$42,328.00	\$42,328.00	\$42,328.00	\$42,328.00
Totals	Graph	1	\$42,328.00	\$42,328.00	\$42,328.00	\$42,328.00

Employer Name/Worksite Address	Graph	Count	Mean Wage	Median Wage	Lowest Wage	Highest Wage
PLASTIC-CRAFT PRODUCTS CORP, 744 WEST NYACK ROAD, WEST NYACK, NY (https://www.google.com/maps/place/744%20WEST%20NYACK%20ROAD,WEST%20NYACK,NY)	Graph	1	\$42,328.00	\$42,328.00	\$42,328.00	\$42,328.00
Totals	Graph	1	\$42,328.00	\$42,328.00	\$42,328.00	\$42,328.00

Latitude: 41.094632 Longitude: -73.777469

Employer Name/Worksite Address	Graph	Count	Mean Wage	Median Wage	Lowest Wage	Highest Wage
PEPSICO, INC., 350 COLUMBUS AVE, VALHALLA, NY (https://www.google.com/maps/place/350%20COLUMBUS%20AVE,VALHALLA,NY)	Graph	1	\$103,792.00	\$103,792.00	\$103,792.00	\$103,792.00
TECH MAHINDRA (AMERICAS) INC., 350 COLUMBUS AVE., VALHALLA, NY (https://www.google.com/maps/place/350%20COLUMBUS%20AVE.,VALHALLA,NY)	Graph	1	\$75,317.00	\$75,317.00	\$75,317.00	\$75,317.00
TECH MAHINDRA (AMERICAS),INC., 350 COLUMBUS AVENUE, VALHALLA, NY (https://www.google.com/maps/place/350%20COLUMBUS%20AVENUE,VALHALLA,NY)	Graph	3	\$84,808.67	\$75,317.00	\$75,317.00	\$103,792.00
TECH MAHINDRA (AMERICAS),INC., 350 COLUMBUS AVENUE, NEW YORK, NY (https://www.google.com/maps/place/350%20COLUMBUS%20AVENUE,NEW%20YORK,NY)	Graph	6	\$80,641.83	\$75,317.00	\$75,317.00	\$91,770.00
Totals	Graph	11	\$83,398.73	\$75,317.00	\$75,317.00	\$103,792.00

Latitude: 41.094649 Longitude: -73.964771

Employer Name/Worksite Address	Graph	Count	Mean Wage	Median Wage	Lowest Wage	Highest Wage
ADAM INFORMATION TECHNOLOGIES, LLC, 766 W. NYACK ROAD, WEST NYACK, NY (https://www.google.com/maps/place/766%20W.%20NYACK%20ROAD,WEST%20NYACK,NY)	Graph	1	\$80,000.00	\$80,000.00	\$80,000.00	\$80,000.00
COMPROBASE INC., 766 WEST NYACK ROAD, WEST NYACK, NY (https://www.google.com/maps/place/766%20WEST%20NYACK%20ROAD,WEST%20NYACK,NY)	Graph	1	\$67,621.00	\$67,621.00	\$67,621.00	\$67,621.00
TEKSKILLS INC, 766 WEST NYACK RD, WEST NYACK, NY (https://www.google.com/maps/place/766%20WEST%20NYACK%20RD,WEST%20NYACK,NY)	Graph	1	\$75,795.00	\$75,795.00	\$75,795.00	\$75,795.00
Totals	Graph	3	\$74,472.00	\$75,795.00	\$67,621.00	\$80,000.00

Latitude: 41.096146 Longitude: -73.98396

Employer Name/Employer Address	Graph	Count	Mean Wage	Median Wage	Lowest Wage	Highest Wage
WILLIAM S SILVER MD & ERIC TATAR MDPC, 2 MEDICAL PARK DRIVE, WEST NYACK, NY (https://www.google.com/maps/place/2%20MEDICAL%20PARK%20DRIVE,WEST%20NYACK,NY)	Graph	2	\$41,151.00	\$41,151.00	\$41,151.00	\$41,151.00
Totals	Graph	2	\$41,151.00	\$41,151.00	\$41,151.00	\$41,151.00

Employer Name/Worksite Address	Graph	Count	Mean Wage	Median Wage	Lowest Wage	Highest Wage
WILLIAM S SILVER MD & ERIC TATAR MDPC, 2 MEDICAL PARK DRIVE, WEST NYACK, NY (https://www.google.com/maps/place/2%20MEDICAL%20PARK%20DRIVE,WEST%20NYACK,NY)	Graph	2	\$41,151.00	\$41,151.00	\$41,151.00	\$41,151.00
Totals	Graph	2	\$41,151.00	\$41,151.00	\$41,151.00	\$41,151.00

Latitude: 41.096849 Longitude: -73.777989

Employer Name/Employer Address	Graph	Count	Mean Wage	Median Wage	Lowest Wage	Highest Wage
LEROS POINT TO POINT INC., 400 COLUMBUS AVE., VALHALLA, NY (https://www.google.com/maps/place/400%20COLUMBUS%20AVE.,VALHALLA,NY)	Graph	1	\$57,200.00	\$57,200.00	\$57,200.00	\$57,200.00
HILLSIDE ADVISORS LLC, 400 COLUMBUS AVENUE, VALHALLA, NY (https://www.google.com/maps/place/400%20COLUMBUS%20AVENUE,VALHALLA,NY)	Graph	2	\$66,560.00	\$66,560.00	\$66,560.00	\$66,560.00
Totals	Graph	3	\$63,440.00	\$66,560.00	\$57,200.00	\$66,560.00

Employer Name/Worksite Address	Graph	Count	Mean Wage	Median Wage	Lowest Wage	Highest Wage
LEROS POINT TO POINT INC., 400 COLUMBUS AVE., VALHALLA, NY (https://www.google.com/maps/place/400%20COLUMBUS%20AVE.,VALHALLA,NY)	Graph	1	\$57,200.00	\$57,200.00	\$57,200.00	\$57,200.00
HILLSIDE ADVISORS LLC, 400 COLUMBUS AVENUE, VALHALLA, NY (https://www.google.com/maps/place/400%20COLUMBUS%20AVENUE,VALHALLA,NY)	Graph	2	\$66,560.00	\$66,560.00	\$66,560.00	\$66,560.00
Totals	Graph	3	\$63,440.00	\$66,560.00	\$57,200.00	\$66,560.00

Latitude: 41.097409 Longitude: -73.775404

Employer Name/Employer Address	Graph	Count	Mean Wage	Median Wage	Lowest Wage	Highest Wage
UTOPIUS INSIGHTS, INC., 115 EAST STEVENS AVE, VALHALLA, NY (https://www.google.com/maps/place/115%20EAST%20STEVENS%20AVE,VALHALLA,NY)	Graph	1	\$122,400.00	\$122,400.00	\$122,400.00	\$122,400.00
UTOPIUS INSIGHTS, INC., 115 EAST STEVENS AVE., VALHALLA, NY (https://www.google.com/maps/place/115%20EAST%20STEVENS%20AVE.,VALHALLA,NY)	Graph	1	\$112,000.00	\$112,000.00	\$112,000.00	\$112,000.00
Totals	Graph	2	\$117,200.00	\$112,000.00	\$112,000.00	\$122,400.00

Employer Name/Worksite Address	Graph	Count	Mean Wage	Median Wage	Lowest Wage	Highest Wage
--------------------------------	-------	-------	-----------	-------------	-------------	--------------

Employer Name/Worksite Address	Graph	Count	Mean Wage	Median Wage	Lowest Wage	Highest Wage
UTOPUS INSIGHTS, INC., 115 EAST STEVENS AVE, VALHALLA, NY (https://www.google.com/maps/place/115%20EAST%20STEVENS%20AVE,VALHALLA,NY)	Graph	2	\$117,200.00	\$112,000.00	\$112,000.00	\$122,400.00
Totals	Graph	2	\$117,200.00	\$112,000.00	\$112,000.00	\$122,400.00

Latitude: 41.097549 Longitude: -73.972646

Employer Name/Worksite Address	Graph	Count	Mean Wage	Median Wage	Lowest Wage	Highest Wage
TRIVENI GROUP, LLP, CON EDISON, WEST NYACK, NY (https://www.google.com/maps/place/CON%20EDISON,WEST%20NYACK,NY)	Graph	1	\$92,768.00	\$92,768.00	\$92,768.00	\$92,768.00
Totals	Graph	1	\$92,768.00	\$92,768.00	\$92,768.00	\$92,768.00

Latitude: 41.097554 Longitude: -73.78198

Employer Name/Worksite Address	Graph	Count	Mean Wage	Median Wage	Lowest Wage	Highest Wage
CAVALRY PORTFOLIO SERVICES LLC, 500 SUMMIT LAKE DR, VALHALLA, NY (https://www.google.com/maps/place/500%20SUMMIT%20LAKE%20DR,VALHALLA,NY)	Graph	1	\$59,670.00	\$59,670.00	\$59,670.00	\$59,670.00
VERIZON DATA SERVICES LLC, 500 SUMMIT LAKE DR., VALHALLA, NY (https://www.google.com/maps/place/500%20SUMMIT%20LAKE%20DR.,VALHALLA,NY)	Graph	1	\$90,000.00	\$90,000.00	\$90,000.00	\$90,000.00
Totals	Graph	2	\$74,835.00	\$59,670.00	\$59,670.00	\$90,000.00

Latitude: 41.097591 Longitude: -73.83148

Employer Name/Employer Address	Graph	Count	Mean Wage	Median Wage	Lowest Wage	Highest Wage
BLUE HILL AT STONE BARNS, LLC, 630 BEDFORD ROAD, POCANTICO HILLS, NY (https://www.google.com/maps/place/630%20BEDFORD%20ROAD,POCANTICO%20HILLS,NY)	Graph	1	\$75,000.00	\$75,000.00	\$75,000.00	\$75,000.00
Totals	Graph	1	\$75,000.00	\$75,000.00	\$75,000.00	\$75,000.00

Employer Name/Worksite Address	Graph	Count	Mean Wage	Median Wage	Lowest Wage	Highest Wage
BLUE HILL AT STONE BARNS, LLC, 630 BEDFORD ROAD, POCANTICO HILLS, NY (https://www.google.com/maps/place/630%20BEDFORD%20ROAD,POCANTICO%20HILLS,NY)	Graph	1	\$75,000.00	\$75,000.00	\$75,000.00	\$75,000.00
Totals	Graph	1	\$75,000.00	\$75,000.00	\$75,000.00	\$75,000.00

Latitude: 41.097811 Longitude: -73.771099

Employer Name/Employer Address	Graph	Count	Mean Wage	Median Wage	Lowest Wage	Highest Wage
PEPSI-COLA TECHNICAL OPERATIONS, INC., 100 E. STEVENS AVE., VALHALLA, NY (https://www.google.com/maps/place/100%20E.%20STEVENS%20AVE.,VALHALLA,NY)	Graph	1	\$92,000.00	\$92,000.00	\$92,000.00	\$92,000.00
Totals	Graph	1	\$92,000.00	\$92,000.00	\$92,000.00	\$92,000.00

Employer Name/Worksite Address	Graph	Count	Mean Wage	Median Wage	Lowest Wage	Highest Wage
PEPSI-COLA TECHNICAL OPERATIONS, INC., 100 E. STEVENS AVENUE, VALHALLA, NY (https://www.google.com/maps/place/100%20E.%20STEVENS%20AVENUE,VALHALLA,NY)	Graph	1	\$101,200.00	\$101,200.00	\$101,200.00	\$101,200.00
Totals	Graph	1	\$101,200.00	\$101,200.00	\$101,200.00	\$101,200.00

Latitude: 41.097929 Longitude: -73.793716

Employer Name/Worksite Address	Graph	Count	Mean Wage	Median Wage	Lowest Wage	Highest Wage
MICROTRONIC, INC., 171 BRADY AVENUE, HAWTHORNE, NY (https://www.google.com/maps/place/171%20BRADY%20AVENUE,HAWTHORNE,NY)	Graph	2	\$80,500.00	\$78,000.00	\$78,000.00	\$83,000.00
Totals	Graph	2	\$80,500.00	\$78,000.00	\$78,000.00	\$83,000.00

Latitude: 41.099153 Longitude: -73.800103

Employer Name/Worksite Address	Graph	Count	Mean Wage	Median Wage	Lowest Wage	Highest Wage
O'BRIEN & GERE ENGINEERS, INC., 22 SAW MILL RD, 1ST FLOOR, HAWTHORNE, NY (https://www.google.com/maps/place/22%20SAW%20MILL%20RD,%201ST%20FLOOR,HAWTHORNE,NY)	Graph	1	\$95,000.00	\$95,000.00	\$95,000.00	\$95,000.00
COVAL SYSTEMS, INC., NYSDOT REGION 8 TMC, HAWTHORNE, NY (https://www.google.com/maps/place/NYSDOT%20REGION%208%20TMC,HAWTHORNE,NY)	Graph	3	\$76,760.00	\$76,760.00	\$76,760.00	\$76,760.00
Totals	Graph	4	\$81,320.00	\$76,760.00	\$76,760.00	\$95,000.00

Latitude: 41.099344 Longitude: -73.955853

Employer Name/Employer Address	Graph	Count	Mean Wage	Median Wage	Lowest Wage	Highest Wage
VIRTUALITY USA LLC, 1000 PALISADES CENTER DRIVE, WEST NYACK, NY (https://www.google.com/maps/place/1000%20PALISADES%20CENTER%20DRIVE,WEST%20NYACK,NY)	Graph	2	\$120,000.00	\$120,000.00	\$120,000.00	\$120,000.00
Totals	Graph	2	\$120,000.00	\$120,000.00	\$120,000.00	\$120,000.00

Employer Name/Worksite Address	Graph	Count	Mean Wage	Median Wage	Lowest Wage	Highest Wage
VIRTUALITY USA LLC, 1000 PALISADES CENTER DRIVE, WEST NYACK, NY (https://www.google.com/maps/place/1000%20PALISADES%20CENTER%20DRIVE,WEST%20NYACK,NY)	Graph	2	\$120,000.00	\$120,000.00	\$120,000.00	\$120,000.00
Totals	Graph	2	\$120,000.00	\$120,000.00	\$120,000.00	\$120,000.00

Latitude: 41.099893 Longitude: -74.012795

Employer Name/Worksite Address	Graph	Count	Mean Wage	Median Wage	Lowest Wage	Highest Wage
KG CONSTRUCTION SERVICES, INC., 55 OLD NYACK TURNPIKE , NY, NANUET, NY (https://www.google.com/maps/place/55%20OLD%20NYACK%20TURNPIKE%20,%20NY,NANUET,NY)	Graph	1	\$51,000.00	\$51,000.00	\$51,000.00	\$51,000.00
Totals	Graph	1	\$51,000.00	\$51,000.00	\$51,000.00	\$51,000.00

Latitude: 41.100128 Longitude: -73.926136

Employer Name/Employer Address	Graph	Count	Mean Wage	Median Wage	Lowest Wage	Highest Wage
KMF CONSTRUCTION CORP., 520 NORTH HIGHLAND AVENUE, UPPER NYACK, NY (https://www.google.com/maps/place/520%20NORTH%20HIGHLAND%20AVENUE,UPPER%20NYACK,NY)	Graph	1	\$104,000.00	\$104,000.00	\$104,000.00	\$104,000.00
Totals	Graph	1	\$104,000.00	\$104,000.00	\$104,000.00	\$104,000.00

Employer Name/Worksite Address	Graph	Count	Mean Wage	Median Wage	Lowest Wage	Highest Wage
KMF CONSTRUCTION CORP., 520 NORTH HIGHLAND AVENUE, UPPER NYACK, NY (https://www.google.com/maps/place/520%20NORTH%20HIGHLAND%20AVENUE,UPPER%20NYACK,NY)	Graph	1	\$104,000.00	\$104,000.00	\$104,000.00	\$104,000.00
Totals	Graph	1	\$104,000.00	\$104,000.00	\$104,000.00	\$104,000.00

Latitude: 41.101176 Longitude: -72.364834

Employer Name/Worksite Address	Graph	Count	Mean Wage	Median Wage	Lowest Wage	Highest Wage
UNIVERSITY OF MINNESOTA, 40550 RT 25, ORIENT POINT, NY (https://www.google.com/maps/place/40550%20RT%2025,ORIENT%20POINT,NY)	Graph	1	\$55,000.00	\$55,000.00	\$55,000.00	\$55,000.00
Totals	Graph	1	\$55,000.00	\$55,000.00	\$55,000.00	\$55,000.00

Latitude: 41.101575 Longitude: -74.045496

Employer Name/Worksite Address	Graph	Count	Mean Wage	Median Wage	Lowest Wage	Highest Wage
QUALITY SOFTWARE SYSTEMS, INC., 252 OLD NYACK TURNPIKE, SPRING VALLEY, NY (https://www.google.com/maps/place/252%20OLD%20NYACK%20TURNPIKE,SPRING%20VALLEY,NY)	Graph	1	\$60,000.00	\$60,000.00	\$60,000.00	\$60,000.00
Totals	Graph	1	\$60,000.00	\$60,000.00	\$60,000.00	\$60,000.00

Employer Name/Worksite Address	Graph	Count	Mean Wage	Median Wage	Lowest Wage	Highest Wage
QUALITY SOFTWARE SYSTEMS, INC., 252 OLD NYACK TURNPIKE, SPRING VALLEY, NY (https://www.google.com/maps/place/252%20OLD%20NYACK%20TURNPIKE,SPRING%20VALLEY,NY)	Graph	1	\$60,000.00	\$60,000.00	\$60,000.00	\$60,000.00
Totals	Graph	1	\$60,000.00	\$60,000.00	\$60,000.00	\$60,000.00

Latitude: 41.101615 Longitude: -73.807845

Employer Name/Worksite Address	Graph	Count	Mean Wage	Median Wage	Lowest Wage	Highest Wage
PEPSICO, INC., 200 SAW MILL RIVER ROAD, HAWTHORNE, NY (https://www.google.com/maps/place/200%20SAW%20MILL%20RIVER%20ROAD,HAWTHORNE,NY)	Graph	1	\$90,000.00	\$90,000.00	\$90,000.00	\$90,000.00
Totals	Graph	1	\$90,000.00	\$90,000.00	\$90,000.00	\$90,000.00

Latitude: 41.103113 Longitude: -73.778653

Employer Name/Worksite Address	Graph	Count	Mean Wage	Median Wage	Lowest Wage	Highest Wage
UST GLOBAL INC., 200 SUMMIT LAKE DRIVE, SUITE 223, VALHALLA, NY (https://www.google.com/maps/place/200%20SUMMIT%20LAKE%20DRIVE,%20SUITE%20223,VALHALLA,NY)	Graph	1	\$82,619.00	\$82,619.00	\$82,619.00	\$82,619.00
UST GLOBAL INC., 200 SUMMIT LAKE DRIVE SUITE 223, VALHALLA, NY (https://www.google.com/maps/place/200%20SUMMIT%20LAKE%20DRIVE%20SUITE%20223,VALHALLA,NY)	Graph	3	\$94,873.00	\$92,000.00	\$82,619.00	\$110,000.00
PROWESSOFT INC, 200 SUMMIT LAKE DRIVE, VALHALLA, NY (https://www.google.com/maps/place/200%20SUMMIT%20LAKE%20DRIVE,VALHALLA,NY)	Graph	4	\$67,500.00	\$65,000.00	\$65,000.00	\$75,000.00
Totals	Graph	8	\$79,654.75	\$75,000.00	\$65,000.00	\$110,000.00

Latitude: 41.10337 Longitude: -73.777997

Employer Name/Worksite Address	Graph	Count	Mean Wage	Median Wage	Lowest Wage	Highest Wage
PACE UNIVERSITY, 100 SUMMIT LAKE DRIVE, VALHALLA, NY (https://www.google.com/maps/place/100%20SUMMIT%20LAKE%20DRIVE,VALHALLA,NY)	Graph	6	\$70,222.67	\$45,000.00	\$41,600.00	\$164,736.00
Totals	Graph	6	\$70,222.67	\$45,000.00	\$41,600.00	\$164,736.00

Employer Name/Worksite Address	Graph	Count	Mean Wage	Median Wage	Lowest Wage	Highest Wage
PACE UNIVERSITY, 100 SUMMIT LAKE ROAD, VALHALLA, NY (https://www.google.com/maps/place/100%20SUMMIT%20LAKE%20ROAD,VALHALLA,NY)	Graph	1	\$43,000.00	\$43,000.00	\$43,000.00	\$43,000.00
WIPRO LIMITED, 100 SUMMIT LAKE DR, VALHALLA, NY (https://www.google.com/maps/place/100%20SUMMIT%20LAKE%20DR,VALHALLA,NY)	Graph	2	\$69,701.00	\$69,701.00	\$69,701.00	\$69,701.00
Totals	Graph	3	\$60,800.67	\$69,701.00	\$43,000.00	\$69,701.00

Latitude: 41.103806 Longitude: -73.997217

Employer Name/Employer Address	Graph	Count	Mean Wage	Median Wage	Lowest Wage	Highest Wage
B. STERN PHYSICAL THERAPY PC, 167 ROUTE 304, BARDONIA, NY (https://www.google.com/maps/place/167%20ROUTE%20304,BARDONIA,NY)	Graph	1	\$124,800.00	\$124,800.00	\$124,800.00	\$124,800.00
Totals	Graph	1	\$124,800.00	\$124,800.00	\$124,800.00	\$124,800.00

Employer Name/Worksite Address	Graph	Count	Mean Wage	Median Wage	Lowest Wage	Highest Wage
B. STERN PHYSICAL THERAPY PC, 167 ROUTE 304, BARDONIA, NY (https://www.google.com/maps/place/167%20ROUTE%20304,BARDONIA,NY)	Graph	1	\$124,800.00	\$124,800.00	\$124,800.00	\$124,800.00
Totals	Graph	1	\$124,800.00	\$124,800.00	\$124,800.00	\$124,800.00

Latitude: 41.105516 Longitude: -73.860427

Employer Name/Employer Address	Graph	Count	Mean Wage	Median Wage	Lowest Wage	Highest Wage
PHELPS HOSPITAL, 701 N. BROADWAY, SLEEPY HOLLOW, NY (https://www.google.com/maps/place/701%20N.%20BROADWAY,SLEEPY%20HOLLOW,NY)	Graph	1	\$67,054.66	\$67,054.66	\$67,054.66	\$67,054.66
PHELPS MEMORIAL HOSPITAL CENTER, 701 N. BROADWAY, SLEEPY HOLLOW, NY (https://www.google.com/maps/place/701%20N.%20BROADWAY,SLEEPY%20HOLLOW,NY)	Graph	1	\$71,132.10	\$71,132.10	\$71,132.10	\$71,132.10
Totals	Graph	2	\$69,093.38	\$67,054.66	\$67,054.66	\$71,132.10

Employer Name/Worksite Address	Graph	Count	Mean Wage	Median Wage	Lowest Wage
NORTHWELL HEALTH, 701 N BROADWAY, SLEEPY HOLLOW, NY (https://www.google.com/maps/place/701%20N%20BROADWAY,SLEEPY%20HOLLOW,NY)	Graph	1	\$355,000.00	\$355,000.00	\$355,000.00
PHELPS HOSPITAL, 701 N. BROADWAY, SLEEPY HOLLOW, NY (https://www.google.com/maps/place/701%20N.%20BROADWAY,SLEEPY%20HOLLOW,NY)	Graph	1	\$67,054.66	\$67,054.66	\$67,054.66
PHELPS MEMORIAL HOSPITAL CENTER, 701 NORTH BROADWAY, SLEEPY HOLLOW, NEW YORK, NY (https://www.google.com/maps/place/701%20NORTH%20BROADWAY,SLEEPY%20HOLLOW,%20NEW%20YORK,NY)	Graph	1	\$71,132.10	\$71,132.10	\$71,132.10
Totals	Graph	3	\$164,395.59	\$71,132.10	\$67,054.66

Latitude: 41.107293 Longitude: -73.80684

Employer Name/Employer Address	Graph	Count	Mean Wage	Median Wage	Lowest Wage	Highest Wage
INTEGRATED SYSTEMS MANAGEMENT, INC., 245 SAW MILL RIVER ROAD, HAWTHORNE, NY (https://www.google.com/maps/place/245%20SAW%20MILL%20RIVER%20ROAD,HAWTHORNE,NY)	Graph	2	\$102,133.00	\$97,000.00	\$97,000.00	\$107,266.00
Totals	Graph	2	\$102,133.00	\$97,000.00	\$97,000.00	\$107,266.00

Employer Name/Worksite Address	Graph	Count	Mean Wage	Median Wage	Lowest Wage	Highest Wage
INTEGRATED SYSTEMS MANAGEMENT, INC., 245 SAW MILL RIVER ROAD, HAWTHORNE, NY (https://www.google.com/maps/place/245%20SAW%20MILL%20RIVER%20ROAD,HAWTHORNE,NY)	Graph	2	\$102,133.00	\$97,000.00	\$97,000.00	\$107,266.00
Totals	Graph	2	\$102,133.00	\$97,000.00	\$97,000.00	\$107,266.00

Latitude: 41.108296 Longitude: -74.060559

Employer Name/Worksite Address	Graph	Count	Mean Wage	Median Wage	Lowest Wage	Highest Wage
ALINDUS, INC., 390 WEST ROUTE 59, SPRING VALLEY, NY (https://www.google.com/maps/place/390%20WEST%20ROUTE%2059,SPRING%20VALLEY,NY)	Graph	1	\$92,768.00	\$92,768.00	\$92,768.00	\$92,768.00

Employer Name/Worksite Address	Graph	Count	Mean Wage	Median Wage	Lowest Wage	Highest Wage
CAPTEVO, INC, 390 W ROUTE 59, SPRING VALLEY, NY (https://www.google.com/maps/place/390%20W%20ROUTE%2059,SPRING%20VALLEY,NY)	Graph	1	\$61,734.00	\$61,734.00	\$61,734.00	\$61,734.00
Totals	Graph	2	\$77,251.00	\$61,734.00	\$61,734.00	\$92,768.00

Latitude: 41.108785 Longitude: -73.775134

Employer Name/Employer Address	Graph	Count	Mean Wage	Median Wage	Lowest Wage	Highest Wage
CARL ZEISS, INC., ONE ZEISS DRIVE, THORNWOOD, NY (https://www.google.com/maps/place/ONE%20ZEISS%20DRIVE,THORNWOOD,NY)	Graph	1	\$105,000.00	\$105,000.00	\$105,000.00	\$105,000.00
Totals	Graph	1	\$105,000.00	\$105,000.00	\$105,000.00	\$105,000.00

Employer Name/Worksite Address	Graph	Count	Mean Wage	Median Wage	Lowest Wage	Highest Wage
CARL ZEISS, INC., ONE ZEISS DRIVE, THORNWOOD, NY (https://www.google.com/maps/place/ONE%20ZEISS%20DRIVE,THORNWOOD,NY)	Graph	1	\$105,000.00	\$105,000.00	\$105,000.00	\$105,000.00
Totals	Graph	1	\$105,000.00	\$105,000.00	\$105,000.00	\$105,000.00

Latitude: 41.109435 Longitude: -74.047172

Employer Name/Worksite Address	Graph	Count	Mean Wage	Median Wage	Lowest Wage	Highest Wage
BRIDGETOWN CONSULTING GROUP, INC, 239 NY-59, SPRING VALLEY, NY (https://www.google.com/maps/place/239%20NY-59,SPRING%20VALLEY,NY)	Graph	1	\$70,300.00	\$70,300.00	\$70,300.00	\$70,300.00
DATALYSYS, LLC, 239 W. RTE. 59, SPRING VALLEY, NY (https://www.google.com/maps/place/239%20W.%20RTE.%2059,SPRING%20VALLEY,NY)	Graph	1	\$60,000.00	\$60,000.00	\$60,000.00	\$60,000.00
DSYS, INC, VERIZON, SPRING VALLEY, NY (https://www.google.com/maps/place/VERIZON,SPRING%20VALLEY,NY)	Graph	1	\$64,813.00	\$64,813.00	\$64,813.00	\$64,813.00
REMOTE TIGER, INC., 239 ROUTE 59 W, SPRING VALLEY, NY (https://www.google.com/maps/place/239%20ROUTE%2059%20W,SPRING%20VALLEY,NY)	Graph	1	\$91,000.00	\$91,000.00	\$91,000.00	\$91,000.00
OBERON IT, 239 WEST ROUTE 59, SPRING VALLEY, NY (https://www.google.com/maps/place/239%20WEST%20ROUTE%2059,SPRING%20VALLEY,NY)	Graph	6	\$85,036.83	\$76,000.00	\$70,221.00	\$120,000.00
VERIZON DATA SERVICES LLC, 239 W ROUTE 59, SPRING VALLEY, NY (https://www.google.com/maps/place/239%20W%20ROUTE%2059,SPRING%20VALLEY,NY)	Graph	6	\$87,133.00	\$71,000.00	\$60,000.00	\$120,798.00
JNIT TECHNOLOGIES, 239 W RTE 59, SPRING VALLEY, NY (https://www.google.com/maps/place/239%20W%20RTE%2059,SPRING%20VALLEY,NY)	Graph	16	\$77,250.00	\$80,000.00	\$64,000.00	\$110,000.00
Totals	Graph	32	\$79,847.88	\$76,000.00	\$60,000.00	\$120,798.00

Latitude: 41.109564 Longitude: -73.724629

Employer Name/Worksite Address	Graph	Count	Mean Wage	Median Wage	Lowest Wage	Highest Wage
IBM CORPORATION, 1 NEW ORCHARD RD., ARMONK, NY (https://www.google.com/maps/place/1%20NEW%20ORCHARD%20RD.,ARMONK,NY)	Graph	1	\$130,000.80	\$130,000.80	\$130,000.80	\$130,000.80
IBM CORPORATION, 1 NEW ORCHARD RD, ARMONK, NY (https://www.google.com/maps/place/1%20NEW%20ORCHARD%20RD,ARMONK,NY)	Graph	2	\$122,900.40	\$115,800.00	\$115,800.00	\$130,000.80
IBM CORPORATION, 1 NEW ORCHARD ROAD, ARMONK, NY (https://www.google.com/maps/place/1%20NEW%20ORCHARD%20ROAD,ARMONK,NY)	Graph	17	\$91,126.61	\$85,280.00	\$69,701.00	\$130,000.00
Totals	Graph	20	\$96,247.70	\$85,280.00	\$69,701.00	\$130,000.80

Latitude: 41.11078 Longitude: -74.06507

Employer Name/Worksite Address	Graph	Count	Mean Wage	Median Wage	Lowest Wage	Highest Wage
--------------------------------	-------	-------	-----------	-------------	-------------	--------------

Employer Name/Worksite Address	Graph	Count	Mean Wage	Median Wage	Lowest Wage	Highest Wage
GRANDISON MANAGEMENT, INC., 23 ROBERT PITT DRIVE, MONSEY, NY (https://www.google.com/maps/place/23%20ROBERT%20PITT%20DRIVE,MONSEY,NY)	Graph	10	\$65,748.80	\$65,748.80	\$65,748.80	\$65,748.80
Totals	Graph	10	\$65,748.80	\$65,748.80	\$65,748.80	\$65,748.80

Latitude: 41.110785 Longitude: -74.065069

Employer Name/Worksite Address	Graph	Count	Mean Wage	Median Wage	Lowest Wage	Highest Wage
GEMSTAR INC, 27 ROBERT PITT DRIVE, MONSEY, NY (https://www.google.com/maps/place/27%20ROBERT%20PITT%20DRIVE,MONSEY,NY)	Graph	2	\$89,621.00	\$70,000.00	\$70,000.00	\$109,242.00
Totals	Graph	2	\$89,621.00	\$70,000.00	\$70,000.00	\$109,242.00

Employer Name/Worksite Address	Graph	Count	Mean Wage	Median Wage	Lowest Wage	Highest Wage
GEMSTAR INC, 27 ROBERT PITT DRIVE, MONSEY, NY (https://www.google.com/maps/place/27%20ROBERT%20PITT%20DRIVE,MONSEY,NY)	Graph	2	\$89,621.00	\$70,000.00	\$70,000.00	\$109,242.00
Totals	Graph	2	\$89,621.00	\$70,000.00	\$70,000.00	\$109,242.00

Latitude: 41.1115 Longitude: -74.13071

Employer Name/Worksite Address	Graph	Count	Mean Wage	Median Wage	Lowest Wage	Highest Wage
BE'ER YESHAYA, 4 CAMPBELL AVENUE, AIRMONT, NY (https://www.google.com/maps/place/4%20CAMPBELL%20AVENUE,AIRMONT,NY)	Graph	1	\$99,870.00	\$99,870.00	\$99,870.00	\$99,870.00
Totals	Graph	1	\$99,870.00	\$99,870.00	\$99,870.00	\$99,870.00

Employer Name/Worksite Address	Graph	Count	Mean Wage	Median Wage	Lowest Wage	Highest Wage
BE'ER YESHAYA, 4 CAMPBELL DRIVE, AIRMONT, NY (https://www.google.com/maps/place/4%20CAMPBELL%20DRIVE,AIRMONT,NY)	Graph	1	\$99,870.00	\$99,870.00	\$99,870.00	\$99,870.00
Totals	Graph	1	\$99,870.00	\$99,870.00	\$99,870.00	\$99,870.00

Latitude: 41.111801 Longitude: -73.861106

Employer Name/Worksite Address	Graph	Count	Mean Wage	Median Wage	Lowest Wage	Highest Wage
ACCENTURE LLP, ONE ROCKWOOD ROAD, SLEEPY HOLLOW, NY (https://www.google.com/maps/place/ONE%20ROCKWOOD%20ROAD,SLEEPY%20HOLLOW,NY)	Graph	1	\$74,277.00	\$74,277.00	\$74,277.00	\$74,277.00
SYNTEL CONSULTING INC., 1 ROCKWOOD RD, SLEEPY HOLLOW, NY (https://www.google.com/maps/place/1%20ROCKWOOD%20RD,SLEEPY%20HOLLOW,NY)	Graph	7	\$77,700.00	\$71,781.00	\$71,781.00	\$110,718.00
SYNTEL CONSULTING INC., 1 ROCKWOOD ROAD, SLEEPY HOLLOW, NY (https://www.google.com/maps/place/1%20ROCKWOOD%20ROAD,SLEEPY%20HOLLOW,NY)	Graph	30	\$87,352.64	\$84,864.00	\$64,813.00	\$125,000.00
Totals	Graph	38	\$85,230.42	\$84,864.00	\$64,813.00	\$125,000.00

Latitude: 41.111949 Longitude: -74.010916

Employer Name/Worksite Address	Graph	Count	Mean Wage	Median Wage	Lowest Wage	Highest Wage
GRANDISON MANAGEMENT, INC., 199 NORTH MIDDLETOWN ROAD, NANUET, NY (https://www.google.com/maps/place/199%20NORTH%20MIDDLETOWN%20ROAD,NANUET,NY)	Graph	30	\$65,748.80	\$65,748.80	\$65,748.80	\$65,748.80
Totals	Graph	30	\$65,748.80	\$65,748.80	\$65,748.80	\$65,748.80

Latitude: 41.112517 Longitude: -74.13703

Employer Name/Worksite Address	Graph	Count	Mean Wage	Median Wage	Lowest Wage	Highest Wage
NYC PSYCHOLOGY INC., 222 ROUTE 59, SUFFERN, NY (https://www.google.com/maps/place/222%20ROUTE%2059,SUFFERN,NY)	Graph	1	\$47,507.20	\$47,507.20	\$47,507.20	\$47,507.20
Totals	Graph	1	\$47,507.20	\$47,507.20	\$47,507.20	\$47,507.20

Latitude: 41.113486 Longitude: -72.367444

Employer Name/Employer Address	Graph	Count	Mean Wage	Median Wage	Lowest Wage	Highest Wage
JR SMITH PROFESSIONAL SERVICES, INC., 74365 MAIN STREET, GREENPORT, NY (https://www.google.com/maps/place/74365%20MAIN%20STREET,GREENPORT,NY)	Graph	1	\$55,765.00	\$55,765.00	\$55,765.00	\$55,765.00
Totals	Graph	1	\$55,765.00	\$55,765.00	\$55,765.00	\$55,765.00

Employer Name/Worksite Address	Graph	Count	Mean Wage	Median Wage	Lowest Wage	Highest Wage
JR SMITH PROFESSIONAL SERVICES, INC., 74365 MAIN STREET, GREENPORT, NY (https://www.google.com/maps/place/74365%20MAIN%20STREET,GREENPORT,NY)	Graph	1	\$55,765.00	\$55,765.00	\$55,765.00	\$55,765.00
Totals	Graph	1	\$55,765.00	\$55,765.00	\$55,765.00	\$55,765.00

Latitude: 41.115495 Longitude: -74.151386

Employer Name/Employer Address	Graph	Count	Mean Wage	Median Wage	Lowest Wage	Highest Wage
AUFGANG ARCHITECTS LLC, 74 LAFAYETTE AV, SUFFERN, NY (https://www.google.com/maps/place/74%20LAFAYETTE%20AV,SUFFERN,NY)	Graph	1	\$50,000.00	\$50,000.00	\$50,000.00	\$50,000.00
BROOKER ENGINEERING, PLLC, 74 LAFAYETTE AVENUE STE 501, SUFFERN, NY (https://www.google.com/maps/place/74%20LAFAYETTE%20AVENUE%20STE%20501,SUFFERN,NY)	Graph	1	\$65,000.00	\$65,000.00	\$65,000.00	\$65,000.00
Totals	Graph	2	\$57,500.00	\$50,000.00	\$50,000.00	\$65,000.00

Employer Name/Worksite Address	Graph	Count	Mean Wage	Median Wage	Lowest Wage	Highest Wage
AUFGANG ARCHITECTS LLC, 74 LAFAYETTE AVE, SUFFERN, NY (https://www.google.com/maps/place/74%20LAFAYETTE%20AVE,SUFFERN,NY)	Graph	1	\$50,000.00	\$50,000.00	\$50,000.00	\$50,000.00
BROOKER ENGINEERING, PLLC, 74 LAFAYETTE AVENUE STE 501, SUFFERN, NY (https://www.google.com/maps/place/74%20LAFAYETTE%20AVENUE%20STE%20501,SUFFERN,NY)	Graph	1	\$65,000.00	\$65,000.00	\$65,000.00	\$65,000.00
Totals	Graph	2	\$57,500.00	\$50,000.00	\$50,000.00	\$65,000.00

Latitude: 41.115939 Longitude: -74.066762

Employer Name/Worksite Address	Graph	Count	Mean Wage	Median Wage	Lowest Wage	Highest Wage
GRANDISON MANAGEMENT, INC., 225 MAPLE AVENUE, MONSEY, NY (https://www.google.com/maps/place/225%20MAPLE%20AVENUE,MONSEY,NY)	Graph	30	\$65,748.80	\$65,748.80	\$65,748.80	\$65,748.80
Totals	Graph	30	\$65,748.80	\$65,748.80	\$65,748.80	\$65,748.80

Latitude: 41.117349 Longitude: -74.107318

Employer Name/Worksite Address	Graph	Count	Mean Wage	Median Wage	Lowest Wage	Highest Wage
CSC COVANSYS CORPORATION, 400 RELLA BLVD, MONTEBELLO, NY (https://www.google.com/maps/place/400%20RELLA%20BLVD,MONTEBELLO,NY)	Graph	10	\$71,781.00	\$71,781.00	\$71,781.00	\$71,781.00
Totals	Graph	10	\$71,781.00	\$71,781.00	\$71,781.00	\$71,781.00

Latitude: 41.117718 Longitude: -74.048126

Employer Name/Employer Address	Graph	Count	Mean Wage	Median Wage	Lowest Wage	Highest Wage
RI GROUP, 238 OAK TREE ROAD, TAPPAN, NY (https://www.google.com/maps/place/238%20OAK%20TREE%20ROAD,TAPPAN,NY)	Graph	1	\$50,000.00	\$50,000.00	\$50,000.00	\$50,000.00
Totals	Graph	1	\$50,000.00	\$50,000.00	\$50,000.00	\$50,000.00

Employer Name/Worksite Address	Graph	Count	Mean Wage	Median Wage	Lowest Wage	Highest Wage
RI GROUP, 238 OAK TREE ROAD, TAPPAN, NY (https://www.google.com/maps/place/238%20OAK%20TREE%20ROAD,TAPPAN,NY)	Graph	1	\$50,000.00	\$50,000.00	\$50,000.00	\$50,000.00
Totals	Graph	1	\$50,000.00	\$50,000.00	\$50,000.00	\$50,000.00

Latitude: 41.118084 Longitude: -74.112439

Employer Name/Employer Address	Graph	Count	Mean Wage	Median Wage	Lowest Wage	Highest Wage
CASTLE LANTERRA PROPERTIES, LLC, ONE EXECUTIVE BLVD., SUFFERN, NY (https://www.google.com/maps/place/ONE%20EXECUTIVE%20BLVD.,SUFFERN,NY)	Graph	1	\$75,000.00	\$75,000.00	\$75,000.00	\$75,000.00
Totals	Graph	1	\$75,000.00	\$75,000.00	\$75,000.00	\$75,000.00

Employer Name/Worksite Address	Graph	Count	Mean Wage	Median Wage	Lowest Wage	Highest Wage
CASTLE LANTERRA PROPERTIES, LLC, ONE EXECUTIVE BLVD., SUFFERN, NY (https://www.google.com/maps/place/ONE%20EXECUTIVE%20BLVD.,SUFFERN,NY)	Graph	1	\$75,000.00	\$75,000.00	\$75,000.00	\$75,000.00
Totals	Graph	1	\$75,000.00	\$75,000.00	\$75,000.00	\$75,000.00

Latitude: 41.118633 Longitude: -73.784467

Employer Name/Employer Address	Graph	Count	Mean Wage	Median Wage	Lowest Wage	Highest Wage
PELLEGRINO, SACCOMANI & WELLS LLP, 722 COMMERCE STREET, THORNWOOD, NY (https://www.google.com/maps/place/722%20COMMERCE%20STREET,THORNWOOD,NY)	Graph	1	\$90,000.00	\$90,000.00	\$90,000.00	\$90,000.00
Totals	Graph	1	\$90,000.00	\$90,000.00	\$90,000.00	\$90,000.00

Employer Name/Worksite Address	Graph	Count	Mean Wage	Median Wage	Lowest Wage	Highest Wage
PELLEGRINO, SACCOMANI & WELLS LLP, 722 COMMERCE STREET, THORNWOOD, NY (https://www.google.com/maps/place/722%20COMMERCE%20STREET,THORNWOOD,NY)	Graph	1	\$90,000.00	\$90,000.00	\$90,000.00	\$90,000.00
Totals	Graph	1	\$90,000.00	\$90,000.00	\$90,000.00	\$90,000.00

Latitude: 41.118648 Longitude: -73.7013

Employer Name/Worksite Address	Graph	Count	Mean Wage	Median Wage	Lowest Wage	Highest Wage
SALESFORCE.COM INC., 35 NICHOLS ROAD, ARMONK, NY (https://www.google.com/maps/place/35%20NICHOLS%20ROAD,ARMONK,NY)	Graph	1	\$164,382.00	\$164,382.00	\$164,382.00	\$164,382.00
Totals	Graph	1	\$164,382.00	\$164,382.00	\$164,382.00	\$164,382.00

Latitude: 41.120755 Longitude: -73.707808

Employer Name/Worksite Address	Graph	Count	Mean Wage	Median Wage	Lowest Wage	Highest Wage
GRANDISON MANAGEMENT, INC., 90 BUSINESS PARK DRIVE, ARMONK, NY (https://www.google.com/maps/place/90%20BUSINESS%20PARK%20DRIVE,ARMONK,NY)	Graph	10	\$67,745.60	\$67,745.60	\$67,745.60	\$67,745.60

Employer Name/Worksite Address	Graph	Count	Mean Wage	Median Wage	Lowest Wage	Highest Wage
Totals	Graph	10	\$67,745.60	\$67,745.60	\$67,745.60	\$67,745.60

Latitude: 41.120853 Longitude: -73.707808

Employer Name/Worksite Address	Graph	Count	Mean Wage	Median Wage	Lowest Wage	Highest Wage
JANTILE INCORPORATED, 100 BUSINESS PARK DRIVE, ARMONK, NY (https://www.google.com/maps/place/100%20BUSINESS%20PARK%20DRIVE,ARMONK,NY)	Graph	1	\$42,266.00	\$42,266.00	\$42,266.00	\$42,266.00
Totals	Graph	1	\$42,266.00	\$42,266.00	\$42,266.00	\$42,266.00

Employer Name/Worksite Address	Graph	Count	Mean Wage	Median Wage	Lowest Wage	Highest Wage
JANTILE INCORPORATED, 100 BUSINESS PARK DRIVE, ARMONK, NY (https://www.google.com/maps/place/100%20BUSINESS%20PARK%20DRIVE,ARMONK,NY)	Graph	1	\$42,266.00	\$42,266.00	\$42,266.00	\$42,266.00
Totals	Graph	1	\$42,266.00	\$42,266.00	\$42,266.00	\$42,266.00

Latitude: 41.121294 Longitude: -73.715031

Employer Name/Worksite Address	Graph	Count	Mean Wage	Median Wage	Lowest Wage	Highest Wage
PROMATRIX CORP, 1 N CASTLE DR., ARMONK, NY (https://www.google.com/maps/place/1%20N%20CASTLE%20DR,,ARMONK,NY)	Graph	1	\$76,000.00	\$76,000.00	\$76,000.00	\$76,000.00
RESOURCE INFORMATICS GROUP, INC., 1 N. CASTLE, ARMONK, NY (https://www.google.com/maps/place/1%20N.%20CASTLE,ARMONK,NY)	Graph	2	\$72,000.00	\$72,000.00	\$72,000.00	\$72,000.00
EDVENSOFT SOLUTIONS LLC, 1 N CASTLE DR, ARMONK, NY (https://www.google.com/maps/place/1%20N%20CASTLE%20DR,ARMONK,NY)	Graph	4	\$65,065.00	\$65,000.00	\$60,000.00	\$70,260.00
IBM INDIA PRIVATE LIMITED, 1 N CASTLE DRIVE, ARMONK, NY (https://www.google.com/maps/place/1%20N%20CASTLE%20DRIVE,ARMONK,NY)	Graph	8	\$86,332.38	\$83,375.00	\$65,500.00	\$104,041.00
IBM CORPORATION, 1 NORTH CASTLE DR, ARMONK, NY (https://www.google.com/maps/place/1%20NORTH%20CASTLE%20DR,ARMONK,NY)	Graph	17	\$108,797.56	\$93,870.00	\$61,734.00	\$226,700.00
FINSOFT CONSULTANTS, INC., 1 NORTH CASTLE DRIVE, ARMONK, NY (https://www.google.com/maps/place/1%20NORTH%20CASTLE%20DRIVE,ARMONK,NY)	Graph	23	\$106,643.85	\$89,901.00	\$56,000.00	\$377,000.00
Totals	Graph	55	\$99,514.29	\$89,901.00	\$56,000.00	\$377,000.00

Latitude: 41.12172 Longitude: -73.708289

Employer Name/Worksite Address	Graph	Count	Mean Wage	Median Wage	Lowest Wage	Highest Wage
BURRUANO DOLAN LLP, 200 BUSINESS PARK DRIVE, ARMONK, NY (https://www.google.com/maps/place/200%20BUSINESS%20PARK%20DRIVE,ARMONK,NY)	Graph	2	\$87,500.00	\$80,000.00	\$80,000.00	\$95,000.00
Totals	Graph	2	\$87,500.00	\$80,000.00	\$80,000.00	\$95,000.00

Employer Name/Worksite Address	Graph	Count	Mean Wage	Median Wage	Lowest Wage	Highest Wage
BURRUANO DOLAN LLP, 200 BUSINESS PARK DRIVE, ARMONK, NY (https://www.google.com/maps/place/200%20BUSINESS%20PARK%20DRIVE,ARMONK,NY)	Graph	2	\$87,500.00	\$80,000.00	\$80,000.00	\$95,000.00
Totals	Graph	2	\$87,500.00	\$80,000.00	\$80,000.00	\$95,000.00

Latitude: 41.124534 Longitude: -73.70694

Employer Name/Worksite Address	Graph	Count	Mean Wage	Median Wage	Lowest Wage	Highest Wage
--------------------------------	-------	-------	-----------	-------------	-------------	--------------

Employer Name/Employer Address	Graph	Count	Mean Wage	Median Wage	Lowest Wage	Highest Wage
KNOWING SCIENCE LLC, 3 MACDONALD AVE, ARMONK, NY (https://www.google.com/maps/place/3%20MACDONALD%20AVE,ARMONK,NY)	Graph	1	\$46,446.00	\$46,446.00	\$46,446.00	\$46,446.00
Totals	Graph	1	\$46,446.00	\$46,446.00	\$46,446.00	\$46,446.00

Employer Name/Worksite Address	Graph	Count	Mean Wage	Median Wage	Lowest Wage	Highest Wage
KNOWING SCIENCE LLC, 3 MACDONALD AVE, ARMONK, NY (https://www.google.com/maps/place/3%20MACDONALD%20AVE,ARMONK,NY)	Graph	1	\$46,446.00	\$46,446.00	\$46,446.00	\$46,446.00
Totals	Graph	1	\$46,446.00	\$46,446.00	\$46,446.00	\$46,446.00

Latitude: 41.124913 Longitude: -73.70005

Employer Name/Employer Address	Graph	Count	Mean Wage	Median Wage	Lowest Wage	Highest Wage
GIOFFRE & COMPANY, LLP, 135 BEDFORD ROAD, ARMONK, NY (https://www.google.com/maps/place/135%20BEDFORD%20ROAD,ARMONK,NY)	Graph	1	\$95,000.00	\$95,000.00	\$95,000.00	\$95,000.00
Totals	Graph	1	\$95,000.00	\$95,000.00	\$95,000.00	\$95,000.00

Employer Name/Worksite Address	Graph	Count	Mean Wage	Median Wage	Lowest Wage	Highest Wage
GIOFFRE & COMPANY, LLP, 135 BEDFORD ROAD, ARMONK, NY (https://www.google.com/maps/place/135%20BEDFORD%20ROAD,ARMONK,NY)	Graph	1	\$95,000.00	\$95,000.00	\$95,000.00	\$95,000.00
Totals	Graph	1	\$95,000.00	\$95,000.00	\$95,000.00	\$95,000.00

Latitude: 41.12707 Longitude: -73.786212

Employer Name/Employer Address	Graph	Count	Mean Wage	Median Wage	Lowest Wage	Highest Wage
ZWILLING J.A. HENCKELS LLC, 270 MARBLE AVENUE, PLEASANTVILLE, NY (https://www.google.com/maps/place/270%20MARBLE%20AVENUE,PLEASANTVILLE,NY)	Graph	1	\$55,764.80	\$55,764.80	\$55,764.80	\$55,764.80
ZWILLING J.A. HENCKELS, LLC, 270 MARBLE AVENUE, PLEASANTVILLE, NY (https://www.google.com/maps/place/270%20MARBLE%20AVENUE,PLEASANTVILLE,NY)	Graph	1	\$103,000.00	\$103,000.00	\$103,000.00	\$103,000.00
Totals	Graph	2	\$79,382.40	\$55,764.80	\$55,764.80	\$103,000.00

Employer Name/Worksite Address	Graph	Count	Mean Wage	Median Wage	Lowest Wage	Highest Wage
ZWILLING J.A. HENCKELS, LLC, 270 MARBLE AVENUE, PLEASANTVILLE, NY (https://www.google.com/maps/place/270%20MARBLE%20AVENUE,PLEASANTVILLE,NY)	Graph	2	\$79,382.40	\$55,764.80	\$55,764.80	\$103,000.00
Totals	Graph	2	\$79,382.40	\$55,764.80	\$55,764.80	\$103,000.00

Latitude: 41.128888 Longitude: -73.941009

Employer Name/Worksite Address	Graph	Count	Mean Wage	Median Wage	Lowest Wage	Highest Wage
CAPGEMINI AMERICA INC, 711 EXECUTIVE BOULEVARD, VALLEY COTTAGE, NY (https://www.google.com/maps/place/711%20EXECUTIVE%20BOULEVARD,VALLEY%20COTTAGE,NY)	Graph	3	\$65,266.67	\$60,000.00	\$60,000.00	\$75,800.00
CAPGEMINI AMERICA INC, 711 EXECUTIVE BLVD STE H, VALLEY COTTAGE, NY (https://www.google.com/maps/place/711%20EXECUTIVE%20BLVD%20STE%20H,VALLEY%20COTTAGE,NY)	Graph	6	\$84,300.00	\$75,800.00	\$75,800.00	\$92,800.00
CAPGEMINI AMERICA INC, 711 EXECUTIVE BLVD, VALLEY COTTAGE, NY (https://www.google.com/maps/place/711%20EXECUTIVE%20BLVD,VALLEY%20COTTAGE,NY)	Graph	7	\$75,450.29	\$75,800.00	\$60,000.00	\$90,376.00
Totals	Graph	16	\$76,859.50	\$75,800.00	\$60,000.00	\$92,800.00

Latitude: 41.130033 Longitude: -73.745106

Employer Name/Employer Address	Graph	Count	Mean Wage	Median Wage	Lowest Wage	Highest Wage
IPTIQ AMERICAS INC., 175 KING STREET, ARMONK, NY (https://www.google.com/maps/place/175%20KING%20STREET,ARMONK,NY)	Graph	4	\$102,207.50	\$71,531.00	\$42,016.00	\$160,000.00
SWISS RE AMERICA HOLDING CORPORATION, 175 KING STREET, ARMONK, NY (https://www.google.com/maps/place/175%20KING%20STREET,ARMONK,NY)	Graph	12	\$93,454.33	\$95,160.00	\$42,016.00	\$133,141.00
SWISS RE MANAGEMENT (US) CORPORATION, 175 KING STREET, ARMONK, NY (https://www.google.com/maps/place/175%20KING%20STREET,ARMONK,NY)	Graph	12	\$91,981.00	\$82,139.00	\$55,744.00	\$154,918.00
Totals	Graph	28	\$94,073.36	\$82,139.00	\$42,016.00	\$160,000.00

Employer Name/Worksite Address	Graph	Count	Mean Wage	Median Wage	Lowest Wage	Highest Wage
CAPGEMINI AMERICA INC, 175 KING ST, ARMONK, NY (https://www.google.com/maps/place/175%20KING%20ST,ARMONK,NY)	Graph	4	\$72,519.25	\$60,000.00	\$60,000.00	\$95,800.00
INFOSYS LIMITED, 175 KING ST., ARMONK, NY (https://www.google.com/maps/place/175%20KING%20ST.,ARMONK,NY)	Graph	5	\$87,677.20	\$84,864.00	\$72,303.00	\$104,936.00
SWISS RE MANAGEMENT (US) CORPORATION, 175 KING STREET, ARMONK, NY (https://www.google.com/maps/place/175%20KING%20STREET,ARMONK,NY)	Graph	40	\$80,440.35	\$71,781.00	\$42,016.00	\$160,000.00
Totals	Graph	49	\$80,532.18	\$71,781.00	\$42,016.00	\$160,000.00

Latitude: 41.130306 Longitude: -73.787845

Employer Name/Worksite Address	Graph	Count	Mean Wage	Median Wage	Lowest Wage	Highest Wage
MMR RESEARCH WORLDWIDE, INC., 345 TOMPKINS AVE, PLEASANTVILLE, NY (https://www.google.com/maps/place/345%20TOMPKINS%20AVE,PLEASANTVILLE,NY)	Graph	1	\$40,000.00	\$40,000.00	\$40,000.00	\$40,000.00
MMR RESEARCH WORLDWIDE, INC., 345 TOMPKINS AVENUE, PLEASANTVILLE, NY (https://www.google.com/maps/place/345%20TOMPKINS%20AVENUE,PLEASANTVILLE,NY)	Graph	1	\$85,000.00	\$85,000.00	\$85,000.00	\$85,000.00
Totals	Graph	2	\$62,500.00	\$40,000.00	\$40,000.00	\$85,000.00

Latitude: 41.131136 Longitude: -73.705925

Employer Name/Worksite Address	Graph	Count	Mean Wage	Median Wage	Lowest Wage	Highest Wage
FINSOFT CONSULTANTS INC., #1 NORTH CASTLE DR., ARMONK, NY (https://www.google.com/maps/place/#1%20NORTH%20CASTLE%20DR.,ARMONK,NY)	Graph	1	\$87,000.00	\$87,000.00	\$87,000.00	\$87,000.00
IBM INDIA PRIVATE LIMITED, NORTH CASTLE DRIVE, ARMONK, NY (https://www.google.com/maps/place/NORTH%20CASTLE%20DRIVE,ARMONK,NY)	Graph	2	\$82,848.00	\$75,795.00	\$75,795.00	\$89,901.00
Totals	Graph	3	\$84,232.00	\$87,000.00	\$75,795.00	\$89,901.00

Latitude: 41.134818 Longitude: -73.793361

Employer Name/Employer Address	Graph	Count	Mean Wage	Median Wage	Lowest Wage	Highest Wage
VINTUS LLC, 42 MEMORIAL PLAZA, PLEASANTVILLE, NY (https://www.google.com/maps/place/42%20MEMORIAL%20PLAZA,PLEASANTVILLE,NY)	Graph	1	\$99,000.00	\$99,000.00	\$99,000.00	\$99,000.00
Totals	Graph	1	\$99,000.00	\$99,000.00	\$99,000.00	\$99,000.00

Employer Name/Worksite Address	Graph	Count	Mean Wage	Median Wage	Lowest Wage	Highest Wage
VINTUS LLC, 42 MEMORIAL PLAZA, PLEASANTVILLE, NY (https://www.google.com/maps/place/42%20MEMORIAL%20PLAZA,PLEASANTVILLE,NY)	Graph	1	\$99,000.00	\$99,000.00	\$99,000.00	\$99,000.00
Totals	Graph	1	\$99,000.00	\$99,000.00	\$99,000.00	\$99,000.00

Latitude: 41.134978 Longitude: -73.793682

Employer Name/Employer Address	Graph	Count	Mean Wage	Median Wage	Lowest Wage	Highest Wage
LAM DESIGN ASSOCIATES INC., 409 MANVILLE ROAD, PLEASANTVILLE, NY (https://www.google.com/maps/place/409%20MANVILLE%20ROAD,PLEASANTVILLE,NY)	Graph	1	\$46,000.00	\$46,000.00	\$46,000.00	\$46,000.00
Totals	Graph	1	\$46,000.00	\$46,000.00	\$46,000.00	\$46,000.00

Employer Name/Worksite Address	Graph	Count	Mean Wage	Median Wage	Lowest Wage	Highest Wage
LAM DESIGN ASSOCIATES INC., 409 MANVILLE ROAD, PLEASANTVILLE, NY (https://www.google.com/maps/place/409%20MANVILLE%20ROAD,PLEASANTVILLE,NY)	Graph	1	\$46,000.00	\$46,000.00	\$46,000.00	\$46,000.00
Totals	Graph	1	\$46,000.00	\$46,000.00	\$46,000.00	\$46,000.00

Latitude: 41.135781 Longitude: -73.791771

Employer Name/Employer Address	Graph	Count	Mean Wage	Median Wage	Lowest Wage	Highest Wage
GALLIN BEELER DESIGN STUDIO ARCHITECTS PLLC, 23 WASHINGTON AVENUE, PLEASANTVILLE, NY (https://www.google.com/maps/place/23%20WASHINGTON%20AVENUE,PLEASANTVILLE,NY)	Graph	1	\$42,000.00	\$42,000.00	\$42,000.00	\$42,000.00
Totals	Graph	1	\$42,000.00	\$42,000.00	\$42,000.00	\$42,000.00

Employer Name/Worksite Address	Graph	Count	Mean Wage	Median Wage	Lowest Wage	Highest Wage
GALLIN BEELER DESIGN STUDIO ARCHITECTS PLLC, 23 WASHINGTON AVENUE, PLEASANTVILLE, NY (https://www.google.com/maps/place/23%20WASHINGTON%20AVENUE,PLEASANTVILLE,NY)	Graph	1	\$42,000.00	\$42,000.00	\$42,000.00	\$42,000.00
Totals	Graph	1	\$42,000.00	\$42,000.00	\$42,000.00	\$42,000.00

Latitude: 41.136141 Longitude: -74.073612

Employer Name/Worksite Address	Graph	Count	Mean Wage	Median Wage	Lowest Wage	Highest Wage
THE AFIKIM FOUNDATION, 2221 VIOLA ROAD, MONSEY, NY (https://www.google.com/maps/place/2221%20VIOLA%20ROAD,MONSEY,NY)	Graph	1	\$83,200.00	\$83,200.00	\$83,200.00	\$83,200.00
Totals	Graph	1	\$83,200.00	\$83,200.00	\$83,200.00	\$83,200.00

Latitude: 41.138798 Longitude: -74.116078

Employer Name/Worksite Address	Graph	Count	Mean Wage	Median Wage	Lowest Wage	Highest Wage
AVON PRODUCTS, INC., AVON PRODUCTS, INC., SUFFERN, NY (https://www.google.com/maps/place/AVON%20PRODUCTS,%20INC.,SUFFERN,NY)	Graph	2	\$113,083.50	\$106,225.00	\$106,225.00	\$119,942.00
Totals	Graph	2	\$113,083.50	\$106,225.00	\$106,225.00	\$119,942.00

Latitude: 41.139091 Longitude: -73.812738

Employer Name/Worksite Address	Graph	Count	Mean Wage	Median Wage	Lowest Wage	Highest Wage
PARSONS BRINCKERHOFF, INC., 555 PLEASANTVILLE ROAD, BRIARCLIFF MANOR, NY (https://www.google.com/maps/place/555%20PLEASANTVILLE%20ROAD,BRIARCLIFF%20MANOR,NY)	Graph	5	\$71,588.80	\$72,800.00	\$60,944.00	\$83,200.00
Totals	Graph	5	\$71,588.80	\$72,800.00	\$60,944.00	\$83,200.00

Latitude: 41.140282 Longitude: -74.035378

Employer Name/Employer Address	Graph	Count	Mean Wage	Median Wage	Lowest Wage	Highest Wage
REFUAH HEALTH CENTER, INC., 728 N. MAIN STREET, SPRING VALLEY, NY (https://www.google.com/maps/place/728%20N.%20MAIN%20STREET,SPRING%20VALLEY,NY)	Graph	1	\$197,600.00	\$197,600.00	\$197,600.00	\$197,600.00
Totals	Graph	1	\$197,600.00	\$197,600.00	\$197,600.00	\$197,600.00

Employer Name/Worksite Address	Graph	Count	Mean Wage	Median Wage	Lowest Wage	Highest Wage
REFUAH HEALTH CENTER, INC., 728 N. MAIN STREET, SPRING VALLEY, NY (https://www.google.com/maps/place/728%20N.%20MAIN%20STREET,SPRING%20VALLEY,NY)	Graph	1	\$197,600.00	\$197,600.00	\$197,600.00	\$197,600.00
Totals	Graph	1	\$197,600.00	\$197,600.00	\$197,600.00	\$197,600.00

Latitude: 41.141279 Longitude: -73.991248

Employer Name/Employer Address	Graph	Count	Mean Wage	Median Wage	Lowest Wage	Highest Wage
SUNSHINE HOME CARE SERVICES CORPORATION, 10 SCHRIEVER LANE, NEW CITY, NY (https://www.google.com/maps/place/10%20SCHRIEVER%20LANE,NEW%20CITY,NY)	Graph	1	\$83,000.00	\$83,000.00	\$83,000.00	\$83,000.00
Totals	Graph	1	\$83,000.00	\$83,000.00	\$83,000.00	\$83,000.00

Employer Name/Worksite Address	Graph	Count	Mean Wage	Median Wage	Lowest Wage	Highest Wage
SUNSHINE HOME CARE SERVICES CORPORATION, 10 SCHRIEVER LANE, NEW CITY, NY (https://www.google.com/maps/place/10%20SCHRIEVER%20LANE,NEW%20CITY,NY)	Graph	1	\$83,000.00	\$83,000.00	\$83,000.00	\$83,000.00
Totals	Graph	1	\$83,000.00	\$83,000.00	\$83,000.00	\$83,000.00

Latitude: 41.142103 Longitude: -73.99044

Employer Name/Employer Address	Graph	Count	Mean Wage	Median Wage	Lowest Wage	Highest Wage
CLARIZANT TECHNOLOGIES, INC., 151 S. MAIN STREET, NEW CITY, NY (https://www.google.com/maps/place/151%20S.%20MAIN%20STREET,NEW%20CITY,NY)	Graph	5	\$67,000.00	\$67,000.00	\$67,000.00	\$67,000.00
Totals	Graph	5	\$67,000.00	\$67,000.00	\$67,000.00	\$67,000.00

Employer Name/Worksite Address	Graph	Count	Mean Wage	Median Wage	Lowest Wage	Highest Wage
CLARIZANT TECHNOLOGIES, INC., 151 S. MAIN STREET, NEW CITY, NY (https://www.google.com/maps/place/151%20S.%20MAIN%20STREET,NEW%20CITY,NY)	Graph	5	\$67,000.00	\$67,000.00	\$67,000.00	\$67,000.00
Totals	Graph	5	\$67,000.00	\$67,000.00	\$67,000.00	\$67,000.00

Latitude: 41.144286 Longitude: -73.946053

Employer Name/Employer Address	Graph	Count	Mean Wage	Median Wage	Lowest Wage	Highest Wage
ROCKLAND COUNTRY DAY SCHOOL, 34 KINGS HIGHWAY, CONGERS, NY (https://www.google.com/maps/place/34%20KINGS%20HIGHWAY,CONGERS,NY)	Graph	1	\$50,184.00	\$50,184.00	\$50,184.00	\$50,184.00
Totals	Graph	1	\$50,184.00	\$50,184.00	\$50,184.00	\$50,184.00

Employer Name/Worksite Address	Graph	Count	Mean Wage	Median Wage	Lowest Wage	Highest Wage
ROCKLAND COUNTRY DAY SCHOOL, 34 KINGS HIGHWAY, CONGERS, NY (https://www.google.com/maps/place/34%20KINGS%20HIGHWAY,CONGERS,NY)	Graph	1	\$50,184.00	\$50,184.00	\$50,184.00	\$50,184.00
Totals	Graph	1	\$50,184.00	\$50,184.00	\$50,184.00	\$50,184.00

Latitude: 41.149673 Longitude: -73.984216

Employer Name/Worksite Address	Graph	Count	Mean Wage	Median Wage	Lowest Wage	Highest Wage
FOX REHABILITATION PHYSICAL AND OCCUPATIONAL THERAPY SERVICES, L.L.C., 5 TOR VIEW AVENUE, NEW CITY, NY (https://www.google.com/maps/place/5%20TOR%20VIEW%20AVENUE,NEW%20CITY,NY)	Graph	1	\$81,058.00	\$81,058.00	\$81,058.00	\$81,058.00
Totals	Graph	1	\$81,058.00	\$81,058.00	\$81,058.00	\$81,058.00

Latitude: 41.15426 Longitude: -73.929774

Employer Name/Worksite Address	Graph	Count	Mean Wage	Median Wage	Lowest Wage	Highest Wage
DIASPARK INC, 120 N ROUTE 9W, CONGERS, NY (https://www.google.com/maps/place/120%20N%20ROUTE%209W,CONGERS,NY)	Graph	3	\$73,188.33	\$69,701.00	\$65,000.00	\$84,864.00
Totals	Graph	3	\$73,188.33	\$69,701.00	\$65,000.00	\$84,864.00

Latitude: 41.154863 Longitude: -72.244312

Employer Name/Worksite Address	Graph	Count	Mean Wage	Median Wage	Lowest Wage	Highest Wage
UNIVERSITY OF MINNESOTA, 40550 RT 25, ORIENT POINT, NY (https://www.google.com/maps/place/40550%20RT%2025,ORIENT%20POINT,NY)	Graph	1	\$73,000.00	\$73,000.00	\$73,000.00	\$73,000.00
Totals	Graph	1	\$73,000.00	\$73,000.00	\$73,000.00	\$73,000.00

Latitude: 41.158053 Longitude: -73.940055

Employer Name/Employer Address	Graph	Count	Mean Wage	Median Wage	Lowest Wage	Highest Wage
CELTIC SHEET METAL, INC, 100 BRENNER DRIVE, CONGERS, NY (https://www.google.com/maps/place/100%20BRENNER%20DRIVE,CONGERS,NY)	Graph	1	\$61,069.00	\$61,069.00	\$61,069.00	\$61,069.00
CELTIC SHEET METAL, INC., 100 BRENNER DRIVE, CONGERS, NY (https://www.google.com/maps/place/100%20BRENNER%20DRIVE,CONGERS,NY)	Graph	1	\$61,069.00	\$61,069.00	\$61,069.00	\$61,069.00
CELTIC SHEET METAL INC., 100 BRENNER DRIVE, CONGERS, NY (https://www.google.com/maps/place/100%20BRENNER%20DRIVE,CONGERS,NY)	Graph	2	\$66,768.00	\$61,069.00	\$61,069.00	\$72,467.00
Totals	Graph	4	\$63,918.50	\$61,069.00	\$61,069.00	\$72,467.00

Employer Name/Worksite Address	Graph	Count	Mean Wage	Median Wage	Lowest Wage	Highest Wage
CELTIC SHEET METAL, INC., 100 BRENNER DRIVE, CONGERS, NY (https://www.google.com/maps/place/100%20BRENNER%20DRIVE,CONGERS,NY)	Graph	4	\$63,918.50	\$61,069.00	\$61,069.00	\$72,467.00
Totals	Graph	4	\$63,918.50	\$61,069.00	\$61,069.00	\$72,467.00

Latitude: 41.160622 Longitude: -73.935484

Employer Name/Employer Address	Graph	Count	Mean Wage	Median Wage	Lowest Wage	Highest Wage
INTERCOS AMERICA, INC., 200 ROUTE 303 NORTH, CONGERS, NY (https://www.google.com/maps/place/200%20ROUTE%20303%20NORTH,CONGERS,NY)	Graph	1	\$150,000.00	\$150,000.00	\$150,000.00	\$150,000.00
INTERCOS AMERICA, INC., 200 ROUTE 303 NORTH, CONGERS, NY (https://www.google.com/maps/place/200%20ROUTE%20303%20NORTH,CONGERS,NY)	Graph	1	\$128,749.00	\$128,749.00	\$128,749.00	\$128,749.00
Totals	Graph	2	\$139,374.50	\$128,749.00	\$128,749.00	\$150,000.00

Employer Name/Worksite Address	Graph	Count	Mean Wage	Median Wage	Lowest Wage	Highest Wage
--------------------------------	-------	-------	-----------	-------------	-------------	--------------

Employer Name/Worksite Address	Graph	Count	Mean Wage	Median Wage	Lowest Wage	Highest Wage
INTERCOS AMERICA, INC., 200 ROUTE 303 NORTH, CONGERS, NY (https://www.google.com/maps/place/200%20ROUTE%20303%20NORTH,CONGERS,NY)	Graph	2	\$139,374.50	\$128,749.00	\$128,749.00	\$150,000.00
Totals	Graph	2	\$139,374.50	\$128,749.00	\$128,749.00	\$150,000.00

Latitude: 41.162245 Longitude: -73.824689

Employer Name/Employer Address	Graph	Count	Mean Wage	Median Wage	Lowest Wage	Highest Wage
AXISPOINT TECHNOLOGY SOLUTIONS GROUP, INC., 507 NORTH STATE ROAD, BRIARCLIFF MANOR, NY (https://www.google.com/maps/place/507%20NORTH%20STATE%20ROAD,BRIARCLIFF%20MANOR,NY)	Graph	2	\$80,000.00	\$70,000.00	\$70,000.00	\$90,000.00
Totals	Graph	2	\$80,000.00	\$70,000.00	\$70,000.00	\$90,000.00

Employer Name/Worksite Address	Graph	Count	Mean Wage	Median Wage	Lowest Wage	Highest Wage
AXISPOINT TECHNOLOGY SOLUTIONS GROUP, INC., 507 NORTH STATE ROAD, BRIARCLIFF MANOR, NY (https://www.google.com/maps/place/507%20NORTH%20STATE%20ROAD,BRIARCLIFF%20MANOR,NY)	Graph	2	\$80,000.00	\$70,000.00	\$70,000.00	\$90,000.00
Totals	Graph	2	\$80,000.00	\$70,000.00	\$70,000.00	\$90,000.00

Latitude: 41.163311 Longitude: -73.849334

Employer Name/Employer Address	Graph	Count	Mean Wage	Median Wage	Lowest Wage	Highest Wage
CREATIVE SOLUTION SERVICES INC., 126 UNDERHILL ROAD, OSSINING, NY (https://www.google.com/maps/place/126%20UNDERHILL%20ROAD,OSSINING,NY)	Graph	1	\$135,000.00	\$135,000.00	\$135,000.00	\$135,000.00
Totals	Graph	1	\$135,000.00	\$135,000.00	\$135,000.00	\$135,000.00

Employer Name/Worksite Address	Graph	Count	Mean Wage	Median Wage	Lowest Wage	Highest Wage
CREATIVE SOLUTION SERVICES INC., 126 UNDERHILL ROAD, OSSINING, NY (https://www.google.com/maps/place/126%20UNDERHILL%20ROAD,OSSINING,NY)	Graph	1	\$135,000.00	\$135,000.00	\$135,000.00	\$135,000.00
Totals	Graph	1	\$135,000.00	\$135,000.00	\$135,000.00	\$135,000.00

Latitude: 41.173024 Longitude: -73.770867

Employer Name/Worksite Address	Graph	Count	Mean Wage	Median Wage	Lowest Wage	Highest Wage
DIGITECH COMPUTER, INC., 480 BEDFORD ROAD, CHAPPAQUA, NY (https://www.google.com/maps/place/480%20BEDFORD%20ROAD,CHAPPAQUA,NY)	Graph	1	\$60,000.00	\$60,000.00	\$60,000.00	\$60,000.00
Totals	Graph	1	\$60,000.00	\$60,000.00	\$60,000.00	\$60,000.00

Latitude: 41.175496 Longitude: -73.736182

Employer Name/Employer Address	Graph	Count	Mean Wage	Median Wage	Lowest Wage	Highest Wage
MOUNT KISCO COUNTRY CLUB, INC., 10 TAYLOR ROAD, MOUNT KISCO, NY (https://www.google.com/maps/place/10%20TAYLOR%20ROAD,MOUNT%20KISCO,NY)	Graph	1	\$63,000.00	\$63,000.00	\$63,000.00	\$63,000.00
Totals	Graph	1	\$63,000.00	\$63,000.00	\$63,000.00	\$63,000.00

Employer Name/Worksite Address	Graph	Count	Mean Wage	Median Wage	Lowest Wage	Highest Wage
MOUNT KISCO COUNTRY CLUB, INC., 10 TAYLOR ROAD, MOUNT KISCO, NY (https://www.google.com/maps/place/10%20TAYLOR%20ROAD,MOUNT%20KISCO,NY)	Graph	1	\$63,000.00	\$63,000.00	\$63,000.00	\$63,000.00

Employer Name/Worksite Address	Graph	Count	Mean Wage	Median Wage	Lowest Wage	Highest Wage
Totals	Graph	1	\$63,000.00	\$63,000.00	\$63,000.00	\$63,000.00

Latitude: 41.180464 Longitude: -73.762785

Employer Name/Worksite Address	Graph	Count	Mean Wage	Median Wage	Lowest Wage	Highest Wage
KYLIN TV, INC., 301 ROARING BROOK ROAD, CHAPPAQUA, NY (https://www.google.com/maps/place/301%20ROARING%20BROOK%20ROAD,CHAPPAQUA,NY)	Graph	1	\$62,962.00	\$62,962.00	\$62,962.00	\$62,962.00
Totals	Graph	1	\$62,962.00	\$62,962.00	\$62,962.00	\$62,962.00

Latitude: 41.183046 Longitude: -73.855388

Employer Name/Employer Address	Graph	Count	Mean Wage	Median Wage	Lowest Wage	Highest Wage
HISTOGENETICS, 300 EXECUTIVE BOULEVARD, OSSINING, NY (https://www.google.com/maps/place/300%20EXECUTIVE%20BOULEVARD,OSSINING,NY)	Graph	1	\$60,000.00	\$60,000.00	\$60,000.00	\$60,000.00
HISTOGENETICS, LLC, 300 EXECUTIVE BLVD, OSSINING, NY (https://www.google.com/maps/place/300%20EXECUTIVE%20BLVD,OSSINING,NY)	Graph	1	\$52,894.00	\$52,894.00	\$52,894.00	\$52,894.00
HISTOGENETICS, LLC, 300 EXECUTIVE BLVD., OSSINING, NY (https://www.google.com/maps/place/300%20EXECUTIVE%20BLVD.,OSSINING,NY)	Graph	1	\$65,000.00	\$65,000.00	\$65,000.00	\$65,000.00
HISTOGENETICS, 300 EXECUTIVE BOULEVARD, OSSINNIG, NY (https://www.google.com/maps/place/300%20EXECUTIVE%20BOULEVARD,OSSINNIG,NY)	Graph	7	\$65,543.43	\$61,298.00	\$55,910.00	\$75,000.00
HISTOGENETICS, LLC, 300 EXECUTIVE BOULEVARD, OSSINING, NY (https://www.google.com/maps/place/300%20EXECUTIVE%20BOULEVARD,OSSINING,NY)	Graph	9	\$55,275.67	\$53,726.00	\$48,859.00	\$68,000.00
Totals	Graph	19	\$59,693.63	\$60,000.00	\$48,859.00	\$75,000.00

Employer Name/Worksite Address	Graph	Count	Mean Wage	Median Wage	Lowest Wage	Highest Wage
HISTOGENETICS, 300 EXECUTICE BOULEVARD, OSSINING, NY (https://www.google.com/maps/place/300%20EXECUTICE%20BOULEVARD,OSSINING,NY)	Graph	1	\$60,000.00	\$60,000.00	\$60,000.00	\$60,000.00
HISTOGENETICS, LLC, 300 EXECUTIVE BLVD, OSSINING, NY (https://www.google.com/maps/place/300%20EXECUTIVE%20BLVD,OSSINING,NY)	Graph	1	\$52,894.00	\$52,894.00	\$52,894.00	\$52,894.00
HISTOGENETICS, LLC, 300 EXECUTIVE BLVD., OSSINING, NY (https://www.google.com/maps/place/300%20EXECUTIVE%20BLVD.,OSSINING,NY)	Graph	1	\$65,000.00	\$65,000.00	\$65,000.00	\$65,000.00
HISTOGENETICS, 300 EXECUTIVE BOULEVARD, OSSINING, NY (https://www.google.com/maps/place/300%20EXECUTIVE%20BOULEVARD,OSSINING,NY)	Graph	16	\$59,767.81	\$55,910.00	\$48,859.00	\$75,000.00
Totals	Graph	19	\$59,693.63	\$60,000.00	\$48,859.00	\$75,000.00

Latitude: 41.183994 Longitude: -73.737381

Employer Name/Employer Address	Graph	Count	Mean Wage	Median Wage	Lowest Wage	Highest Wage
ESOURCE INC., 4 GRAYROCK PARK ROAD, MOUNT KISCO, NY (https://www.google.com/maps/place/4%20GRAYROCK%20PARK%20ROAD,MOUNT%20KISCO,NY)	Graph	1	\$100,000.00	\$100,000.00	\$100,000.00	\$100,000.00
Totals	Graph	1	\$100,000.00	\$100,000.00	\$100,000.00	\$100,000.00

Employer Name/Worksite Address	Graph	Count	Mean Wage	Median Wage	Lowest Wage	Highest Wage
ESOURCE INC., 4 GRAYROCK PARK ROAD, MOUNT KISCO, NY (https://www.google.com/maps/place/4%20GRAYROCK%20PARK%20ROAD,MOUNT%20KISCO,NY)	Graph	1	\$100,000.00	\$100,000.00	\$100,000.00	\$100,000.00
Totals	Graph	1	\$100,000.00	\$100,000.00	\$100,000.00	\$100,000.00

Latitude: 41.190087 Longitude: -74.184012

Employer Name/Worksite Address	Graph	Count	Mean Wage	Median Wage	Lowest Wage	Highest Wage
GUIDECRAFT USA INC., 204 ROUTE 17, TUXEDO PARK, NY (https://www.google.com/maps/place/204%20ROUTE%2017,TUXEDO%20PARK,NY)	Graph	1	\$43,000.00	\$43,000.00	\$43,000.00	\$43,000.00
Totals	Graph	1	\$43,000.00	\$43,000.00	\$43,000.00	\$43,000.00

Latitude: 41.192375 Longitude: -73.965878

Employer Name/Worksite Address	Graph	Count	Mean Wage	Median Wage	Lowest Wage	Highest Wage
CARP ASSOCIATES USA, INC., 57 ROUTE 9W, HAVERSTRAW, NY (https://www.google.com/maps/place/57%20ROUTE%209W,HAVERSTRAW,NY)	Graph	1	\$76,000.00	\$76,000.00	\$76,000.00	\$76,000.00
Totals	Graph	1	\$76,000.00	\$76,000.00	\$76,000.00	\$76,000.00

Employer Name/Worksite Address	Graph	Count	Mean Wage	Median Wage	Lowest Wage	Highest Wage
CARP ASSOCIATES USA, INC., 57 ROUTE 9W, HAVERSTRAW, NY (https://www.google.com/maps/place/57%20ROUTE%209W,HAVERSTRAW,NY)	Graph	1	\$76,000.00	\$76,000.00	\$76,000.00	\$76,000.00
Totals	Graph	1	\$76,000.00	\$76,000.00	\$76,000.00	\$76,000.00

Latitude: 41.1928 Longitude: -73.968937

Employer Name/Worksite Address	Graph	Count	Mean Wage	Median Wage	Lowest Wage	Highest Wage
GRANDISON MANAGEMENT, INC., 87 SOUTH ROUTE 9W, HAVERSTRAW, NY (https://www.google.com/maps/place/87%20SOUTH%20ROUTE%209W,HAVERSTRAW,NY)	Graph	40	\$65,748.80	\$65,748.80	\$65,748.80	\$65,748.80
Totals	Graph	40	\$65,748.80	\$65,748.80	\$65,748.80	\$65,748.80

Latitude: 41.195975 Longitude: -73.724827

Employer Name/Worksite Address	Graph	Count	Mean Wage	Median Wage	Lowest Wage	Highest Wage
NORTHERN WESTCHESTER HOSPITAL ASSOCIATION, 400 E. MAIN STREET, MOUNT KISCO, NY (https://www.google.com/maps/place/400%20E.%20MAIN%20STREET,MOUNT%20KISCO,NY)	Graph	1	\$136,219.00	\$136,219.00	\$136,219.00	\$136,219.00
Totals	Graph	1	\$136,219.00	\$136,219.00	\$136,219.00	\$136,219.00

Employer Name/Worksite Address	Graph	Count	Mean Wage	Median Wage	Lowest Wage	Highest Wage
NORTHERN WESTCHESTER HOSPITAL ASSOCIATION, 400 E. MAIN STREET, MOUNT KISCO, NY (https://www.google.com/maps/place/400%20E.%20MAIN%20STREET,MOUNT%20KISCO,NY)	Graph	1	\$136,219.00	\$136,219.00	\$136,219.00	\$136,219.00
Totals	Graph	1	\$136,219.00	\$136,219.00	\$136,219.00	\$136,219.00

Latitude: 41.202377 Longitude: -73.999879

Employer Name/Worksite Address	Graph	Count	Mean Wage	Median Wage	Lowest Wage	Highest Wage
AM ARCHITECTURAL METAL & GLASS, INC., BUILDING 24B, GARNERVILLE, NY (https://www.google.com/maps/place/BUILDING%2024B,GARNERVILLE,NY)	Graph	1	\$156,000.00	\$156,000.00	\$156,000.00	\$156,000.00
Totals	Graph	1	\$156,000.00	\$156,000.00	\$156,000.00	\$156,000.00

Latitude: 41.207941 Longitude: -73.728462

Employer Name/Employer Address	Graph	Count	Mean Wage	Median Wage	Lowest Wage	Highest Wage
THE JEROME LEVY FORECASTING CENTER LLC, 69 SOUTH MOGER AVENUE, MOUNT KISCO, NY (https://www.google.com/maps/place/69%20SOUTH%20MOGER%20AVENUE,MOUNT%20KISCO,NY)	Graph	1	\$57,491.00	\$57,491.00	\$57,491.00	\$57,491.00
Totals	Graph	1	\$57,491.00	\$57,491.00	\$57,491.00	\$57,491.00

Employer Name/Worksite Address	Graph	Count	Mean Wage	Median Wage	Lowest Wage	Highest Wage
THE JEROME LEVY FORECASTING CENTER LLC, 69 SOUTH MOGER AVENUE, MOUNT KISCO, NY (https://www.google.com/maps/place/69%20SOUTH%20MOGER%20AVENUE,MOUNT%20KISCO,NY)	Graph	1	\$57,491.00	\$57,491.00	\$57,491.00	\$57,491.00
Totals	Graph	1	\$57,491.00	\$57,491.00	\$57,491.00	\$57,491.00

Latitude: 41.215634 Longitude: -73.808317

Employer Name/Worksite Address	Graph	Count	Mean Wage	Median Wage	Lowest Wage	Highest Wage
IBM CORPORATION, 1101 KITCHAWAN ROAD, YORKTOWN HEIGHTS, NY (https://www.google.com/maps/place/1101%20KITCHAWAN%20ROAD,YORKTOWN%20HEIGHTS,NY)	Graph	1	\$118,019.00	\$118,019.00	\$118,019.00	\$118,019.00
Totals	Graph	1	\$118,019.00	\$118,019.00	\$118,019.00	\$118,019.00

Latitude: 41.216289 Longitude: -73.984994

Employer Name/Worksite Address	Graph	Count	Mean Wage	Median Wage	Lowest Wage	Highest Wage
HUDSON TECHNOLOGIES COMPANY, 29 HOLT DRIVE, STONY POINT, NY (https://www.google.com/maps/place/29%20HOLT%20DRIVE,STONY%20POINT,NY)	Graph	1	\$70,000.00	\$70,000.00	\$70,000.00	\$70,000.00
Totals	Graph	1	\$70,000.00	\$70,000.00	\$70,000.00	\$70,000.00

Latitude: 41.22062 Longitude: -73.8716

Employer Name/Worksite Address	Graph	Count	Mean Wage	Median Wage	Lowest Wage	Highest Wage
COLUMBIA UNIVERSITY, 61ROUTE 9W, PALISADES, NY (https://www.google.com/maps/place/61ROUTE%209W,PALISADES,NY)	Graph	1	\$108,000.00	\$108,000.00	\$108,000.00	\$108,000.00
CROTON-HARMON UNION FREE SCHOOL DISTRICT, PIERRE VAN CORTLANDT MIDDLE SCHOOL, CROTON-ON-HUDSON, NY (https://www.google.com/maps/place/PIERRE%20VAN%20CORTLANDT%20MIDDLE%20SCHOOL,CROTON-ON-HUDSON,NY)	Graph	1	\$55,762.00	\$55,762.00	\$55,762.00	\$55,762.00
GLOBYTES TECHNOLOGY LLC, 21,LEXINGTON DRIVE, CROTON ON HUDSON, NY (https://www.google.com/maps/place/21,LEXINGTON%20DRIVE,CROTON%20ON%20HUDSON,NY)	Graph	2	\$65,500.00	\$60,000.00	\$60,000.00	\$71,000.00
Totals	Graph	4	\$73,690.50	\$60,000.00	\$55,762.00	\$108,000.00

Latitude: 41.229886 Longitude: -73.709088

Employer Name/Employer Address	Graph	Count	Mean Wage	Median Wage	Lowest Wage	Highest Wage
SAVATREE, LLC, 550 BEDFORD RD, BEDFORD HILLS, NY (https://www.google.com/maps/place/550%20BEDFORD%20RD,BEDFORD%20HILLS,NY)	Graph	1	\$90,000.00	\$90,000.00	\$90,000.00	\$90,000.00
Totals	Graph	1	\$90,000.00	\$90,000.00	\$90,000.00	\$90,000.00

Employer Name/Worksite Address	Graph	Count	Mean Wage	Median Wage	Lowest Wage	Highest Wage
SAVATREE, LLC, 550 BEDFORD RD, BEDFORD HILLS, NY (https://www.google.com/maps/place/550%20BEDFORD%20RD,BEDFORD%20HILLS,NY)	Graph	1	\$90,000.00	\$90,000.00	\$90,000.00	\$90,000.00
Totals	Graph	1	\$90,000.00	\$90,000.00	\$90,000.00	\$90,000.00

Latitude: 41.235132 Longitude: -73.916707

Employer Name/Worksite Address	Graph	Count	Mean Wage	Median Wage	Lowest Wage	Highest Wage
PREFERRED THERAPY SOLUTIONS, 67 SPRINGVALE ROAD, CROTON-ON-HUDSON, NY (https://www.google.com/maps/place/67%20SPRINGVALE%20ROAD,CROTON-ON-HUDSON,NY)	Graph	1	\$89,440.00	\$89,440.00	\$89,440.00	\$89,440.00
Totals	Graph	1	\$89,440.00	\$89,440.00	\$89,440.00	\$89,440.00

Latitude: 41.255659 Longitude: -74.35355

Employer Name/Employer Address	Graph	Count	Mean Wage	Median Wage	Lowest Wage	Highest Wage
DEERKOSKI ENGINEERING, P.C., 56 FORESTER AVENUE, WARWICK, NY (https://www.google.com/maps/place/56%20FORESTER%20AVENUE,WARWICK,NY)	Graph	1	\$54,000.00	\$54,000.00	\$54,000.00	\$54,000.00
Totals	Graph	1	\$54,000.00	\$54,000.00	\$54,000.00	\$54,000.00

Employer Name/Worksite Address	Graph	Count	Mean Wage	Median Wage	Lowest Wage	Highest Wage
DEERKOSKI ENGINEERING, P.C., 56 FORESTER AVE, WARWICK, NY (https://www.google.com/maps/place/56%20FORESTER%20AVE,WARWICK,NY)	Graph	1	\$54,000.00	\$54,000.00	\$54,000.00	\$54,000.00
Totals	Graph	1	\$54,000.00	\$54,000.00	\$54,000.00	\$54,000.00

Latitude: 41.25826 Longitude: -73.684217

Employer Name/Employer Address	Graph	Count	Mean Wage	Median Wage	Lowest Wage	Highest Wage
NEEDHAM PARTNERS LLC, 101 KATONAH AVENUE, KATONAH, NY (https://www.google.com/maps/place/101%20KATONAH%20AVENUE,KATONAH,NY)	Graph	1	\$46,675.00	\$46,675.00	\$46,675.00	\$46,675.00
Totals	Graph	1	\$46,675.00	\$46,675.00	\$46,675.00	\$46,675.00



Employer Name/Worksite Address	Graph	Count	Mean Wage	Median Wage	Lowest Wage	Highest Wage
NEEDHAM PARTNERS LLC, 101 KATONAH AVENUE, KATONAH, NY (https://www.google.com/maps/place/101%20KATONAH%20AVENUE,KATONAH,NY)	Graph	1	\$46,675.00	\$46,675.00	\$46,675.00	\$46,675.00
Totals	Graph	1	\$46,675.00	\$46,675.00	\$46,675.00	\$46,675.00

Latitude: 41.274522 Longitude: -73.70188




Employer Name/Worksite Address	Graph	Count	Mean Wage	Median Wage	Lowest Wage	Highest Wage
INFOSYS LIMITED, ONE PEPSI WAY, SOMERS, NY (https://www.google.com/maps/place/ONE%20PEPSI%20WAY,SOMERS,NY)	Graph	2	\$78,029.50	\$70,327.00	\$70,327.00	\$85,732.00
Totals	Graph	2	\$78,029.50	\$70,327.00	\$70,327.00	\$85,732.00

Latitude: 41.274937 Longitude: -73.875723

Employer Name/Employer Address	Graph	Count	Mean Wage	Median Wage	Lowest Wage	Highest Wage
UNIVERSAL MEDICAL RECORDS INFORMATION NETWORK CORP., 22 CROSS ROAD, CORTLANDT MANOR, NY (https://www.google.com/maps/place/22%20CROSS%20ROAD,CORTLANDT%20MANOR,NY)	Graph	3	\$55,147.73	\$62,150.40	\$38,001.60	\$65,291.20
UNIVERSAL MEDICAL RECORDS INFORMATION NETWORK CORP, 22 CROSS ROAD, CORTLANDT MANOR, NY (https://www.google.com/maps/place/22%20CROSS%20ROAD,CORTLANDT%20MANOR,NY)	Graph	12	\$72,444.65	\$75,836.80	\$46,820.80	\$84,260.80
Totals	Graph	15	\$68,985.27	\$75,836.80	\$38,001.60	\$84,260.80

Employer Name/Worksite Address	Graph	Count	Mean Wage	Median Wage	Lowest Wage	Highest Wage
UNIVERSAL MEDICAL RECORDS INFORMATION NETWORK CORP., 22 CROSS ROAD, CORTLANDT MANOR, NY (https://www.google.com/maps/place/22%20CROSS%20ROAD,CORTLANDT%20MANOR,NY)		2	\$42,411.20	\$38,001.60	\$38,001.60	\$46,820.80
Totals		2	\$42,411.20	\$38,001.60	\$38,001.60	\$46,820.80

Latitude: 41.275745 Longitude: -73.781758

Employer Name/Employer Address	Graph	Count	Mean Wage	Median Wage	Lowest Wage	Highest Wage
CROSSFIRE CONSULTING CORPORATION, 1940 COMMERCE STREET, YORKTOWN HEIGHTS, NY (https://www.google.com/maps/place/1940%20COMMERCE%20STREET,YORKTOWN%20HEIGHTS,NY)		1	\$78,000.00	\$78,000.00	\$78,000.00	\$78,000.00
CROSSFIRE TECHNOLOGY INC., 1940 COMMERCE STREET, YORKTOWN HEIGHTS, NY (https://www.google.com/maps/place/1940%20COMMERCE%20STREET,YORKTOWN%20HEIGHTS,NY)		1	\$180,000.00	\$180,000.00	\$180,000.00	\$180,000.00
Totals		2	\$129,000.00	\$78,000.00	\$78,000.00	\$180,000.00



Employer Name/Worksite Address	Graph	Count	Mean Wage	Median Wage	Lowest Wage	Highest Wage
CROSSFIRE CONSULTING CORPORATION, 1940 COMMERCE STREET, YORKTOWN HEIGHTS, NY (https://www.google.com/maps/place/1940%20COMMERCE%20STREET,YORKTOWN%20HEIGHTS,NY)		1	\$78,000.00	\$78,000.00	\$78,000.00	\$78,000.00
Totals		1	\$78,000.00	\$78,000.00	\$78,000.00	\$78,000.00

Latitude: 41.277546 Longitude: -73.939113



Employer Name/Employer Address	Graph	Count	Mean Wage	Median Wage	Lowest Wage	Highest Wage
BETTERGY CORP., 8 JOHN WALSH BLVD., #321, PEEKSKILL, NY (https://www.google.com/maps/place/8%20JOHN%20WALSH%20BLVD.,%20#321,PEEKSKILL,NY)		1	\$71,400.00	\$71,400.00	\$71,400.00	\$71,400.00
Totals		1	\$71,400.00	\$71,400.00	\$71,400.00	\$71,400.00

Employer Name/Worksite Address	Graph	Count	Mean Wage	Median Wage	Lowest Wage	Highest Wage
BETTERGY CORP., 8 JOHN WALSH BLVD., #321, PEEKSKILL, NY (https://www.google.com/maps/place/8%20JOHN%20WALSH%20BLVD.,%20#321,PEEKSKILL,NY)		1	\$71,400.00	\$71,400.00	\$71,400.00	\$71,400.00
Totals		1	\$71,400.00	\$71,400.00	\$71,400.00	\$71,400.00

Latitude: 41.27775 Longitude: -73.933408

Employer Name/Worksite Address	Graph	Count	Mean Wage	Median Wage	Lowest Wage	Highest Wage
BASF COLORS & EFFECTS USA LLC, 1057 LOWER SOUTH STREET, PEEKSKILL, NY (https://www.google.com/maps/place/1057%20LOWER%20SOUTH%20STREET,PEEKSKILL,NY)		1	\$98,530.00	\$98,530.00	\$98,530.00	\$98,530.00
Totals		1	\$98,530.00	\$98,530.00	\$98,530.00	\$98,530.00

Latitude: 41.281869 Longitude: -73.793245

Employer Name/Worksite Address	Graph	Count	Mean Wage	Median Wage	Lowest Wage
IBM CORPORATION, 1101 KITCHAWAN RD, YORKTOWN HEIGHTS, NY, NY (https://www.google.com/maps/place/1101%20KITCHAWAN%20RD,YORKTOWN%20HEIGHTS,%20NY,NY)		1	\$130,000.80	\$130,000.80	\$130,000.80
IBM CORPORATION, 1101 OLD KITCHAWAN ROAD, YORKTOWN HEIGHTS, NY (https://www.google.com/maps/place/1101%20OLD%20KITCHAWAN%20ROAD,YORKTOWN%20HEIGHTS,NY)		1	\$136,000.00	\$136,000.00	\$136,000.00
L.J. GONZER ASSOCIATES, 1101 KITCHAWAN RD, ROUTE 134, YORKTOWN HEIGHTS, NY (https://www.google.com/maps/place/1101%20KITCHAWAN%20RD,%20ROUTE%20134,YORKTOWN%20HEIGHTS,NY)		3	\$74,186.67	\$66,560.00	\$62,400.00

Employer Name/Worksite Address	Graph	Count	Mean Wage	Median Wage	Lowest Wage
IBM CORPORATION, 1101 KITCHAWAN RD, YORKTOWN HEIGHTS, NY (https://www.google.com/maps/place/1101%20KITCHAWAN%20RD,YORKTOWN%20HEIGHTS,NY)	Graph	35	\$124,600.32	\$120,000.00	\$83,000.00
IBM CORPORATION, 1101 KITCHAWAN ROAD, YORKTOWN HEIGHTS, NY (https://www.google.com/maps/place/1101%20KITCHAWAN%20ROAD,YORKTOWN%20HEIGHTS,NY)	Graph	57	\$118,131.60	\$120,000.00	\$70,000.00
Totals	Graph	97	\$119,413.12	\$120,000.00	\$62,400.00

Latitude: 41.291239 Longitude: -73.744925

Employer Name/Employer Address	Graph	Count	Mean Wage	Median Wage	Lowest Wage	Highest Wage
HEMATO INSTITUTE, INC., 50 ORCHARD HILL ROAD, KATONAH, NY (https://www.google.com/maps/place/50%20ORCHARD%20HILL%20ROAD,KATONAH,NY)	Graph	1	\$57,200.00	\$57,200.00	\$57,200.00	\$57,200.00
Totals	Graph	1	\$57,200.00	\$57,200.00	\$57,200.00	\$57,200.00

Employer Name/Worksite Address	Graph	Count	Mean Wage	Median Wage	Lowest Wage	Highest Wage
HEMATO INSTITUTE, INC., 50 ORCHARD HILL ROAD, KATONAH, NY (https://www.google.com/maps/place/50%20ORCHARD%20HILL%20ROAD,KATONAH,NY)	Graph	1	\$57,200.00	\$57,200.00	\$57,200.00	\$57,200.00
Totals	Graph	1	\$57,200.00	\$57,200.00	\$57,200.00	\$57,200.00

Latitude: 41.291921 Longitude: -73.916921

Employer Name/Employer Address	Graph	Count	Mean Wage	Median Wage	Lowest Wage	Highest Wage
ENVIRONMENTAL ENGINEERING SOLUTIONS, P.C., 1106 MAIN STREET, PEEKSKILL, NY (https://www.google.com/maps/place/1106%20MAIN%20STREET,PEEKSKILL,NY)	Graph	1	\$66,000.00	\$66,000.00	\$66,000.00	\$66,000.00
Totals	Graph	1	\$66,000.00	\$66,000.00	\$66,000.00	\$66,000.00

Employer Name/Worksite Address	Graph	Count	Mean Wage	Median Wage	Lowest Wage	Highest Wage
ENVIRONMENTAL ENGINEERING SOLUTIONS, P.C., 1106 MAIN STREET, PEEKSKILL, NY (https://www.google.com/maps/place/1106%20MAIN%20STREET,PEEKSKILL,NY)	Graph	1	\$66,000.00	\$66,000.00	\$66,000.00	\$66,000.00
Totals	Graph	1	\$66,000.00	\$66,000.00	\$66,000.00	\$66,000.00

Latitude: 41.299496 Longitude: -73.796012

Employer Name/Worksite Address	Graph	Count	Mean Wage	Median Wage	Lowest Wage	Highest Wage
A1 KAISER, INC, 611 GRANITE SPRINGS, YORKTOWN HEIGHTS, NY (https://www.google.com/maps/place/611%20GRANITE%20SPRINGS,YORKTOWN%20HEIGHTS,NY)	Graph	1	\$65,000.00	\$65,000.00	\$65,000.00	\$65,000.00
Totals	Graph	1	\$65,000.00	\$65,000.00	\$65,000.00	\$65,000.00

Latitude: 41.318412 Longitude: -74.198838

Employer Name/Worksite Address	Graph	Count	Mean Wage	Median Wage	Lowest Wage	Highest Wage
WATERMARK BEAUTY, LLC, 51 FOREST ROAD, SUITE 316, MONROE, NY (https://www.google.com/maps/place/51%20FOREST%20ROAD,%20SUITE%20316,MONROE,NY)	Graph	1	\$61,838.00	\$61,838.00	\$61,838.00	\$61,838.00
Totals	Graph	1	\$61,838.00	\$61,838.00	\$61,838.00	\$61,838.00

Latitude: 41.319484 Longitude: -73.623011

Employer Name/Employer Address	Graph	Count	Mean Wage	Median Wage	Lowest Wage	Highest Wage
TIA CIBANI LLC, 79 BOGTOWN ROAD, NORTH SALEM, NY (https://www.google.com/maps/place/79%20BOGTOWN%20ROAD,NORTH%20SALEM,NY)	Graph	2	\$47,000.00	\$47,000.00	\$47,000.00	\$47,000.00
Totals	Graph	2	\$47,000.00	\$47,000.00	\$47,000.00	\$47,000.00

Employer Name/Worksite Address	Graph	Count	Mean Wage	Median Wage	Lowest Wage	Highest Wage
TIA CIBANI LLC, 79 BOGTOWN ROAD, NORTH SALEM, NY (https://www.google.com/maps/place/79%20BOGTOWN%20ROAD,NORTH%20SALEM,NY)	Graph	2	\$47,000.00	\$47,000.00	\$47,000.00	\$47,000.00
Totals	Graph	2	\$47,000.00	\$47,000.00	\$47,000.00	\$47,000.00

Latitude: 41.32142 Longitude: -74.277753

Employer Name/Employer Address	Graph	Count	Mean Wage	Median Wage	Lowest Wage	Highest Wage
AFFINITY REHABILITATION, 3 OVERLOOK TRAIL, SUGAR LOAF, NY (https://www.google.com/maps/place/3%20OVERLOOK%20TRAIL,SUGAR%20LOAF,NY)	Graph	5	\$95,696.64	\$80,121.60	\$79,040.00	\$145,600.00
Totals	Graph	5	\$95,696.64	\$80,121.60	\$79,040.00	\$145,600.00

Employer Name/Worksite Address	Graph	Count	Mean Wage	Median Wage	Lowest Wage	Highest Wage
AFFINITY REHABILITATION, 3 OVERLOOK TRAIL, SUGAR LOAF, NY (https://www.google.com/maps/place/3%20OVERLOOK%20TRAIL,SUGAR%20LOAF,NY)	Graph	1	\$145,600.00	\$145,600.00	\$145,600.00	\$145,600.00
Totals	Graph	1	\$145,600.00	\$145,600.00	\$145,600.00	\$145,600.00

Latitude: 41.329982 Longitude: -73.682839

Employer Name/Worksite Address	Graph	Count	Mean Wage	Median Wage	Lowest Wage	Highest Wage
IBM CORPORATION, 294 ROUTE 100, SOMMERS, NY (https://www.google.com/maps/place/294%20ROUTE%20100,SOMMERS,NY)	Graph	1	\$111,500.40	\$111,500.40	\$111,500.40	\$111,500.40
LOGIC PLANET, INC., 294 NY 100, SOMERS, NY (https://www.google.com/maps/place/294%20NY%20100,SOMERS,NY)	Graph	1	\$104,936.00	\$104,936.00	\$104,936.00	\$104,936.00
IBM CORPORATION, 294 ROUTE 100, SOMERS, NY (https://www.google.com/maps/place/294%20ROUTE%20100,SOMERS,NY)	Graph	2	\$130,100.40	\$108,000.00	\$108,000.00	\$152,200.80
Totals	Graph	4	\$119,159.30	\$108,000.00	\$104,936.00	\$152,200.80

Latitude: 41.335417 Longitude: -73.808705

Employer Name/Employer Address	Graph	Count	Mean Wage	Median Wage	Lowest Wage	Highest Wage
GLOBYTES TECHNOLOGY LLC, 3786 INDIAN HILL ROAD, SHRUB OAK, NY (https://www.google.com/maps/place/3786%20INDIAN%20HILL%20ROAD,SHRUB%20OAK,NY)	Graph	2	\$65,500.00	\$60,000.00	\$60,000.00	\$71,000.00
Totals	Graph	2	\$65,500.00	\$60,000.00	\$60,000.00	\$71,000.00

Employer Name/Worksite Address	Graph	Count	Mean Wage	Median Wage	Lowest Wage	Highest Wage
OPTIME-TECH LLC, 3786 INDIAN HILL ROAD, SHRUB OAK, NY (https://www.google.com/maps/place/3786%20INDIAN%20HILL%20ROAD,SHRUB%20OAK,NY)	Graph	1	\$67,000.00	\$67,000.00	\$67,000.00	\$67,000.00
Totals	Graph	1	\$67,000.00	\$67,000.00	\$67,000.00	\$67,000.00

Latitude: 41.337087 Longitude: -73.701615

Employer Name/Employer Address	Graph	Count	Mean Wage	Median Wage	Lowest Wage	Highest Wage
SOMERS POINTE COUNTRY CLUB MGMT CORP., 1000 WEST HILL DRIVE, SOMERS, NY (https://www.google.com/maps/place/1000%20WEST%20HILL%20DRIVE,SOMERS,NY)	Graph	1	\$69,992.00	\$69,992.00	\$69,992.00	\$69,992.00
SOMERS POINTE COUNTRY CLUB MANAGEMENT CORP., 1000 WEST HILL DRIVE, SOMERS, NY (https://www.google.com/maps/place/1000%20WEST%20HILL%20DRIVE,SOMERS,NY)	Graph	4	\$55,697.30	\$55,765.00	\$53,060.80	\$58,198.40
Totals	Graph	5	\$58,556.24	\$55,765.00	\$53,060.80	\$69,992.00

Employer Name/Worksite Address	Graph	Count	Mean Wage	Median Wage	Lowest Wage	Highest Wage
SOMERS POINTE COUNTRY CLUB MANAGEMENT CORP., 1000 WEST HILL DRIVE, SOMERS, NY (https://www.google.com/maps/place/1000%20WEST%20HILL%20DRIVE,SOMERS,NY)	Graph	5	\$58,556.24	\$55,765.00	\$53,060.80	\$69,992.00
Totals	Graph	5	\$58,556.24	\$55,765.00	\$53,060.80	\$69,992.00

Latitude: 41.342089 Longitude: -73.745449

Employer Name/Worksite Address	Graph	Count	Mean Wage	Median Wage	Lowest Wage	Highest Wage
SOFTHQ, 1 NEW ORCHARD ROAD, ARMONK, NY (https://www.google.com/maps/place/1%20NEW%20ORCHARD%20ROAD,ARMONK,NY)	Graph	1	\$56,000.00	\$56,000.00	\$56,000.00	\$56,000.00
Totals	Graph	1	\$56,000.00	\$56,000.00	\$56,000.00	\$56,000.00

Latitude: 41.346388 Longitude: -74.356223

Employer Name/Employer Address	Graph	Count	Mean Wage	Median Wage	Lowest Wage	Highest Wage
NFP HOLDINGS LLC, 1723 ROUTE 17A, FLORIDA, NY (https://www.google.com/maps/place/1723%20ROUTE%2017A,FLORIDA,NY)	Graph	1	\$96,429.00	\$96,429.00	\$96,429.00	\$96,429.00
Totals	Graph	1	\$96,429.00	\$96,429.00	\$96,429.00	\$96,429.00

Employer Name/Worksite Address	Graph	Count	Mean Wage	Median Wage	Lowest Wage	Highest Wage
NFP HOLDINGS LLC, 1723 ROUTE 17A, FLORIDA, NY (https://www.google.com/maps/place/1723%20ROUTE%2017A,FLORIDA,NY)	Graph	1	\$96,429.00	\$96,429.00	\$96,429.00	\$96,429.00
Totals	Graph	1	\$96,429.00	\$96,429.00	\$96,429.00	\$96,429.00

Latitude: 41.354531 Longitude: -74.212825

Employer Name/Worksite Address	Graph	Count	Mean Wage	Median Wage	Lowest Wage	Highest Wage
FORTIRA, INC., 1 MEDIACOM WAY, MEDIACOM PARK, NY (https://www.google.com/maps/place/1%20MEDIACOM%20WAY,MEDIACOM%20PARK,NY)	Graph	1	\$53,165.00	\$53,165.00	\$53,165.00	\$53,165.00
MICRONET IT SOLUTIONS, INC., 1 MEDIACOM WAY, MEDIACOM PARK, CHESTER, NY (https://www.google.com/maps/place/1%20MEDIACOM%20WAY,%20MEDIACOM%20PARK,CHESTER,NY)	Graph	1	\$60,000.00	\$60,000.00	\$60,000.00	\$60,000.00
KRONSYS, INC., 1 MEDIACOM WAY, CHESTER, NY (https://www.google.com/maps/place/1%20MEDIACOM%20WAY,CHESTER,NY)	Graph	3	\$68,833.33	\$70,500.00	\$65,000.00	\$71,000.00
Totals	Graph	5	\$63,933.00	\$65,000.00	\$53,165.00	\$71,000.00

Latitude: 41.360219 Longitude: -73.631391

Employer Name/Worksite Address	Graph	Count	Mean Wage	Median Wage	Lowest Wage	Highest Wage
AKZO NOBEL FUNCTIONAL CHEMICALS LLC, 281 FIELDS LANE, BREWSTER, NY (https://www.google.com/maps/place/281%20FIELDS%20LANE,BREWSTER,NY)	Graph	1	\$82,000.00	\$82,000.00	\$82,000.00	\$82,000.00
Totals	Graph	1	\$82,000.00	\$82,000.00	\$82,000.00	\$82,000.00

Latitude: 41.372704 Longitude: -74.690303

Employer Name/Worksite Address	Graph	Count	Mean Wage	Median Wage	Lowest Wage	Highest Wage
SMILE ZONE DENTISTRY CLINTONDALE PC, 26 FOWLER STREET, PORT JERVIS, NY (https://www.google.com/maps/place/26%20FOWLER%20STREET,PORT%20JERVIS,NY)	Graph	1	\$150,000.00	\$150,000.00	\$150,000.00	\$150,000.00
Totals	Graph	1	\$150,000.00	\$150,000.00	\$150,000.00	\$150,000.00

Latitude: 41.374015 Longitude: -73.96321

Employer Name/Employer Address	Graph	Count	Mean Wage	Median Wage	Lowest Wage	Highes Wage
UNITED STATES MILITARY ACADEMY, 2101 NEW SOUTH POST ROAD, WEST POINT, NY (https://www.google.com/maps/place/2101%20NEW%20SOUTH%20POST%20ROAD,WEST%20POINT,NY)	Graph	2	\$107,731.00	\$102,970.00	\$102,970.00	\$112,492.1
Totals	Graph	2	\$107,731.00	\$102,970.00	\$102,970.00	\$112,492.1

Employer Name/Worksite Address	Graph	Count	Mean Wage	Median Wage	Lowest Wage	Highes Wage
UNITED STATES MILITARY ACADEMY, 2101 NEW SOUTH POST ROAD, WEST POINT, NY (https://www.google.com/maps/place/2101%20NEW%20SOUTH%20POST%20ROAD,WEST%20POINT,NY)	Graph	2	\$107,731.00	\$102,970.00	\$102,970.00	\$112,492.1
Totals	Graph	2	\$107,731.00	\$102,970.00	\$102,970.00	\$112,492.1

Latitude: 41.374598 Longitude: -74.211886

Employer Name/Employer Address	Graph	Count	Mean Wage	Median Wage	Lowest Wage	Highest Wage
HVAC CONSTRUCTION, INC., 4 GABRIEL DRIVE, CHESTER, NY (https://www.google.com/maps/place/4%20GABRIEL%20DRIVE,CHESTER,NY)	Graph	2	\$57,750.00	\$57,750.00	\$57,750.00	\$57,750.00
Totals	Graph	2	\$57,750.00	\$57,750.00	\$57,750.00	\$57,750.00

Employer Name/Worksite Address	Graph	Count	Mean Wage	Median Wage	Lowest Wage	Highest Wage
HVAC CONSTRUCTION, INC., 4 GABRIEL DRIVE, CHESTER, NY (https://www.google.com/maps/place/4%20GABRIEL%20DRIVE,CHESTER,NY)	Graph	2	\$57,750.00	\$57,750.00	\$57,750.00	\$57,750.00
Totals	Graph	2	\$57,750.00	\$57,750.00	\$57,750.00	\$57,750.00

Latitude: 41.375197 Longitude: -74.696996

Employer Name/Employer Address	Graph	Count	Mean Wage	Median Wage	Lowest Wage	Highest Wage
KOLMAR LABORATORIES, INC., 20 WEST KING STREET, PORT JERVIS, NY (https://www.google.com/maps/place/20%20WEST%20KING%20STREET,PORT%20JERVIS,NY)	Graph	1	\$58,110.26	\$58,110.26	\$58,110.26	\$58,110.26
Totals	Graph	1	\$58,110.26	\$58,110.26	\$58,110.26	\$58,110.26

Employer Name/Worksite Address	Graph	Count	Mean Wage	Median Wage	Lowest Wage	Highest Wage
KOLMAR LABORATORIES, INC., 20 WEST KING STREET, PORT JERVIS, NY (https://www.google.com/maps/place/20%20WEST%20KING%20STREET,PORT%20JERVIS,NY)	Graph	1	\$58,110.26	\$58,110.26	\$58,110.26	\$58,110.26
Totals	Graph	1	\$58,110.26	\$58,110.26	\$58,110.26	\$58,110.26

Latitude: 41.387978 Longitude: -74.064366

Employer Name/Employer Address	Graph	Count	Mean Wage	Median Wage	Lowest Wage	Highest Wage

Employer Name/Employer Address	Graph	Count	Mean Wage	Median Wage	Lowest Wage	Highest Wage
TRIANGLE MOON LLC, 267 MINERAL SPRINGS ROAD, HIGHLAND MILLS, NY (https://www.google.com/maps/place/267%20MINERAL%20SPRINGS%20ROAD,HIGHLAND%20MILLS,NY)	Graph	1	\$76,876.80	\$76,876.80	\$76,876.80	\$76,876.80
Totals	Graph	1	\$76,876.80	\$76,876.80	\$76,876.80	\$76,876.80

Employer Name/Worksite Address	Graph	Count	Mean Wage	Median Wage	Lowest Wage	Highest Wage
TRIANGLE MOON LLC, 267 MINERAL SPRINGS ROAD, HIGHLAND MILLS, NY (https://www.google.com/maps/place/267%20MINERAL%20SPRINGS%20ROAD,HIGHLAND%20MILLS,NY)	Graph	1	\$76,876.80	\$76,876.80	\$76,876.80	\$76,876.80
Totals	Graph	1	\$76,876.80	\$76,876.80	\$76,876.80	\$76,876.80

Latitude: 41.389672 Longitude: -73.972693

Employer Name/Employer Address	Graph	Count	Mean Wage	Median Wage	Lowest Wage	Highest Wage
UNITED STATES MILITARY ACADEMY, DEPARTMENT OF SYSTEMS ENGINEERING, WEST POINT, NY (https://www.google.com/maps/place/DEPARTMENT%20OF%20SYSTEMS%20ENGINEERING,WEST%20POINT,NY)	Graph	2	\$110,478.00	\$110,478.00	\$110,478.00	\$110,478.00
Totals	Graph	2	\$110,478.00	\$110,478.00	\$110,478.00	\$110,478.00

Employer Name/Worksite Address	Graph	Count	Mean Wage	Median Wage	Lowest Wage	Highest Wage
UNITED STATES MILITARY ACADEMY, UNITED STATES MILITARY ACADEMY, WEST POINT, NY (https://www.google.com/maps/place/UNITED%20STATES%20MILITARY%20ACADEMY,WEST%20POINT,NY)	Graph	2	\$110,478.00	\$110,478.00	\$110,478.00	\$110,478.00
Totals	Graph	2	\$110,478.00	\$110,478.00	\$110,478.00	\$110,478.00

Latitude: 41.393966 Longitude: -74.338892

Employer Name/Employer Address	Graph	Count	Mean Wage	Median Wage	Lowest Wage	Highest Wage
BLASER SWISSLUBE, INC., 31 HATFIELD LANE, GOSHEN, NY (https://www.google.com/maps/place/31%20HATFIELD%20LANE,GOSHEN,NY)	Graph	2	\$74,680.00	\$73,530.00	\$73,530.00	\$75,830.00
Totals	Graph	2	\$74,680.00	\$73,530.00	\$73,530.00	\$75,830.00

Employer Name/Worksite Address	Graph	Count	Mean Wage	Median Wage	Lowest Wage	Highest Wage
BLASER SWISSLUBE, INC., 31 HATFIELD LANE, GOSHEN, NY (https://www.google.com/maps/place/31%20HATFIELD%20LANE,GOSHEN,NY)	Graph	2	\$74,680.00	\$73,530.00	\$73,530.00	\$75,830.00
Totals	Graph	2	\$74,680.00	\$73,530.00	\$73,530.00	\$75,830.00

Latitude: 41.406285 Longitude: -73.549406

Employer Name/Employer Address	Graph	Count	Mean Wage	Median Wage	Lowest Wage	Highest Wage
COMMUNITY OF THE HOLY SPIRIT, 118 FEDERAL HILL RD, BREWSTER, NY (https://www.google.com/maps/place/118%20FEDERAL%20HILL%20RD,BREWSTER,NY)	Graph	1	\$51,500.80	\$51,500.80	\$51,500.80	\$51,500.80
Totals	Graph	1	\$51,500.80	\$51,500.80	\$51,500.80	\$51,500.80

Employer Name/Worksite Address	Graph	Count	Mean Wage	Median Wage	Lowest Wage	Highest Wage
COMMUNITY OF THE HOLY SPIRIT, 118 FEDERAL HILL RD, BREWSTER, NY (https://www.google.com/maps/place/118%20FEDERAL%20HILL%20RD,BREWSTER,NY)	Graph	1	\$51,500.80	\$51,500.80	\$51,500.80	\$51,500.80
Totals	Graph	1	\$51,500.80	\$51,500.80	\$51,500.80	\$51,500.80

Latitude: 41.406289 Longitude: -74.130765

Employer Name/Employer Address	Graph	Count	Mean Wage	Median Wage	Lowest Wage	Highest Wage
KOREAN BUDDHIST WON KAK SA, INC., 260 CLOVE ROAD, SALISBURY MILLS, NY (https://www.google.com/maps/place/260%20CLOVE%20ROAD,SALISBURY%20MILLS,NY)	Graph	1	\$37,585.60	\$37,585.60	\$37,585.60	\$37,585.60
Totals	Graph	1	\$37,585.60	\$37,585.60	\$37,585.60	\$37,585.60

Employer Name/Worksite Address	Graph	Count	Mean Wage	Median Wage	Lowest Wage	Highest Wage
KOREAN BUDDHIST WON KAK SA, INC., 260 CLOVE ROAD, SALISBURY MILLS, NY (https://www.google.com/maps/place/260%20CLOVE%20ROAD,SALISBURY%20MILLS,NY)	Graph	1	\$37,585.60	\$37,585.60	\$37,585.60	\$37,585.60
Totals	Graph	1	\$37,585.60	\$37,585.60	\$37,585.60	\$37,585.60

Latitude: 41.411798 Longitude: -73.594327

Employer Name/Worksite Address	Graph	Count	Mean Wage	Median Wage	Lowest Wage	Highest Wage
MOURI TECH LLC, STANLEY BLACK & DECKER, BREWSTER, NY (https://www.google.com/maps/place/STANLEY%20BLACK%20%26%20DECKER,BREWSTER,NY)	Graph	1	\$67,000.00	\$67,000.00	\$67,000.00	\$67,000.00
Totals	Graph	1	\$67,000.00	\$67,000.00	\$67,000.00	\$67,000.00

Latitude: 41.412332 Longitude: -73.667701

Employer Name/Employer Address	Graph	Count	Mean Wage	Median Wage	Lowest Wage	Highest Wage
SILARX PHARMACEUTICALS INC., 1033 STONELEIGH AVE, CARMEL, NY (https://www.google.com/maps/place/1033%20STONELEIGH%20AVE,CARMEL,NY)	Graph	2	\$84,063.00	\$69,014.00	\$69,014.00	\$99,112.00
Totals	Graph	2	\$84,063.00	\$69,014.00	\$69,014.00	\$99,112.00

Employer Name/Worksite Address	Graph	Count	Mean Wage	Median Wage	Lowest Wage	Highest Wage
SILARX PHARMACEUTICALS INC., 1033 STONELEIGH AVE, CARMEL, NY (https://www.google.com/maps/place/1033%20STONELEIGH%20AVE,CARMEL,NY)	Graph	2	\$84,063.00	\$69,014.00	\$69,014.00	\$99,112.00
Totals	Graph	2	\$84,063.00	\$69,014.00	\$69,014.00	\$99,112.00

Latitude: 41.425303 Longitude: -74.156522

Employer Name/Employer Address	Graph	Count	Mean Wage	Median Wage	Lowest Wage	Highest Wage
ICDI DBA AUROCHEMICALS LLC, 7 NICOLL ST., WASHINGTONVILLE, NY (https://www.google.com/maps/place/7%20NICOLL%20ST.,WASHINGTONVILLE,NY)	Graph	1	\$60,000.00	\$60,000.00	\$60,000.00	\$60,000.00
Totals	Graph	1	\$60,000.00	\$60,000.00	\$60,000.00	\$60,000.00

Employer Name/Worksite Address	Graph	Count	Mean Wage	Median Wage	Lowest Wage	Highest Wage
ICDI DBA AUROCHEMICALS LLC, 7 NICOLL ST., WASHINGTONVILLE, NY (https://www.google.com/maps/place/7%20NICOLL%20ST.,WASHINGTONVILLE,NY)	Graph	1	\$60,000.00	\$60,000.00	\$60,000.00	\$60,000.00
Totals	Graph	1	\$60,000.00	\$60,000.00	\$60,000.00	\$60,000.00

Latitude: 41.431643 Longitude: -74.422662

Employer Name/Worksite Address	Graph	Count	Mean Wage	Median Wage	Lowest Wage	Highest Wage

Employer Name/Worksite Address	Graph	Count	Mean Wage	Median Wage	Lowest Wage	Highest Wage
CATSKILL MEDICAL CARE, PC, 201 DOLSON AVENUE, MIDDLETOWN, NY (https://www.google.com/maps/place/201%20DOLSON%20AVENUE,MIDDLETOWN,NY)	Graph	2	\$61,734.00	\$61,734.00	\$61,734.00	\$61,734.00
Totals	Graph	2	\$61,734.00	\$61,734.00	\$61,734.00	\$61,734.00

Latitude: 41.435313 Longitude: -73.572382

Employer Name/Employer Address	Graph	Count	Mean Wage	Median Wage	Lowest Wage	Highest Wage
JOHN R. MONACO CPA, PC, 16 MOUNT EBO ROAD SOUTH, BREWSTER, NY (https://www.google.com/maps/place/16%20MOUNT%20EBO%20ROAD%20SOUTH,BREWSTER,NY)	Graph	1	\$50,211.00	\$50,211.00	\$50,211.00	\$50,211.00
Totals	Graph	1	\$50,211.00	\$50,211.00	\$50,211.00	\$50,211.00

Employer Name/Worksite Address	Graph	Count	Mean Wage	Median Wage	Lowest Wage	Highest Wage
JOHN R. MONACO CPA, PC, 16 MOUNT EBO ROAD SOUTH, BREWSTER, NY (https://www.google.com/maps/place/16%20MOUNT%20EBO%20ROAD%20SOUTH,BREWSTER,NY)	Graph	1	\$50,211.00	\$50,211.00	\$50,211.00	\$50,211.00
Totals	Graph	1	\$50,211.00	\$50,211.00	\$50,211.00	\$50,211.00

Latitude: 41.442517 Longitude: -74.410142

Employer Name/Worksite Address	Graph	Count	Mean Wage	Median Wage	Lowest Wage	Highest Wage
TOURO COLLEGE, 60 PROSPECT AVE, MIDDLETOWN, NY (https://www.google.com/maps/place/60%20PROSPECT%20AVE,MIDDLETOWN,NY)	Graph	1	\$93,500.00	\$93,500.00	\$93,500.00	\$93,500.00
Totals	Graph	1	\$93,500.00	\$93,500.00	\$93,500.00	\$93,500.00

Latitude: 41.444464 Longitude: -74.414889

Employer Name/Worksite Address	Graph	Count	Mean Wage	Median Wage	Lowest Wage	Highest Wage
MIDDLETOWN COMMUNITY HEALTH CENTER, INC., 10 BENTON AVENUE, MIDDLETOWN, NY (https://www.google.com/maps/place/10%20BENTON%20AVENUE,MIDDLETOWN,NY)	Graph	1	\$177,826.83	\$177,826.83	\$177,826.83	\$177,826.83
Totals	Graph	1	\$177,826.83	\$177,826.83	\$177,826.83	\$177,826.83

Latitude: 41.445688 Longitude: -74.027027

Employer Name/Employer Address	Graph	Count	Mean Wage	Median Wage	Lowest Wage	Highest Wage
NEW YORK MILITARY ACADEMY, 78 ACADEMY AVE, CORNWALL-ON-HUDSON, NY (https://www.google.com/maps/place/78%20ACADEMY%20AVE,CORNWALL-ON-HUDSON,NY)	Graph	1	\$45,000.00	\$45,000.00	\$45,000.00	\$45,000.00
Totals	Graph	1	\$45,000.00	\$45,000.00	\$45,000.00	\$45,000.00

Employer Name/Worksite Address	Graph	Count	Mean Wage	Median Wage	Lowest Wage	Highest Wage
NEW YORK MILITARY ACADEMY, 78 ACADEMY AVENUE, CORNWALL-ON-HUDSON, NY (https://www.google.com/maps/place/78%20ACADEMY%20AVENUE,CORNWALL-ON-HUDSON,NY)	Graph	1	\$45,000.00	\$45,000.00	\$45,000.00	\$45,000.00
Totals	Graph	1	\$45,000.00	\$45,000.00	\$45,000.00	\$45,000.00

Latitude: 41.451191 Longitude: -74.470149

Employer Name/Worksite Address	Graph	Count	Mean Wage	Median Wage	Lowest Wage	Highest Wage
CRYSTAL RUN HEALTHCARE LLP, ORANGE REGIONAL MEDICAL CENTER, MIDDLETOWN, NY (https://www.google.com/maps/place/ORANGE%20REGIONAL%20MEDICAL%20CENTER,MIDDLETOWN,NY)	Graph	1	\$200,000.00	\$200,000.00	\$200,000.00	\$200,000.00
Totals	Graph	1	\$200,000.00	\$200,000.00	\$200,000.00	\$200,000.00

Latitude: 41.452213 Longitude: -74.437329

Employer Name/Worksite Address	Graph	Count	Mean Wage	Median Wage	Lowest Wage	Highest Wage
FEI TIAN ACADEMY OF THE ARTS, 42 JASON PLACE, MIDDLETOWN, NY (https://www.google.com/maps/place/42%20JASON%20PLACE,MIDDLETOWN,NY)	Graph	1	\$30,000.00	\$30,000.00	\$30,000.00	\$30,000.00
Totals	Graph	1	\$30,000.00	\$30,000.00	\$30,000.00	\$30,000.00

Employer Name/Worksite Address	Graph	Count	Mean Wage	Median Wage	Lowest Wage	Highest Wage
FEI TIAN ACADEMY OF THE ARTS, 42 JASON PLACE, MIDDLETOWN, NY (https://www.google.com/maps/place/42%20JASON%20PLACE,MIDDLETOWN,NY)	Graph	1	\$30,000.00	\$30,000.00	\$30,000.00	\$30,000.00
Totals	Graph	1	\$30,000.00	\$30,000.00	\$30,000.00	\$30,000.00

Latitude: 41.453737 Longitude: -74.418702

Employer Name/Worksite Address	Graph	Count	Mean Wage	Median Wage	Lowest Wage	Highest Wage
ISAAC GROUP, LLC, 120 HIGHLAND AVENUE, MIDDLETOWN, NY (https://www.google.com/maps/place/120%20HIGHLAND%20AVENUE,MIDDLETOWN,NY)	Graph	11	\$66,106.18	\$65,748.80	\$65,748.80	\$69,680.00
Totals	Graph	11	\$66,106.18	\$65,748.80	\$65,748.80	\$69,680.00

Latitude: 41.457043 Longitude: -74.38559

Employer Name/Worksite Address	Graph	Count	Mean Wage	Median Wage	Lowest Wage	Highest Wage
MIDDLETOWN MEDICAL PC, 111 MALTESE DR, MIDDLETOWN, NY (https://www.google.com/maps/place/111%20MALTESE%20DR,MIDDLETOWN,NY)	Graph	1	\$52,000.00	\$52,000.00	\$52,000.00	\$52,000.00
MIDDLETOWN MEDICAL PC, 111 MALTESE DRIVE, MIDDLETOWN, NY (https://www.google.com/maps/place/111%20MALTESE%20DRIVE,MIDDLETOWN,NY)	Graph	1	\$50,000.00	\$50,000.00	\$50,000.00	\$50,000.00
MIDDLETOWN MEDICAL, P.C., 111 MALTESE DRIVE, MIDDLETOWN, NY (https://www.google.com/maps/place/111%20MALTESE%20DRIVE,MIDDLETOWN,NY)	Graph	1	\$228,800.00	\$228,800.00	\$228,800.00	\$228,800.00
MIDDLETOWN MEDICAL, PC, 111 MALTESE DRIVE, MIDDLETOWN, NY (https://www.google.com/maps/place/111%20MALTESE%20DRIVE,MIDDLETOWN,NY)	Graph	1	\$107,016.00	\$107,016.00	\$107,016.00	\$107,016.00
Totals	Graph	4	\$109,454.00	\$52,000.00	\$50,000.00	\$228,800.00

Employer Name/Worksite Address	Graph	Count	Mean Wage	Median Wage	Lowest Wage	Highest Wage
MIDDLETOWN MEDICAL PC, 111 MALTESE DRIVE, MIDDLETOWN, NY (https://www.google.com/maps/place/111%20MALTESE%20DRIVE,MIDDLETOWN,NY)	Graph	3	\$110,266.67	\$52,000.00	\$50,000.00	\$228,800.00
Totals	Graph	3	\$110,266.67	\$52,000.00	\$50,000.00	\$228,800.00

Latitude: 41.457814 Longitude: -74.346288

Employer Name/Worksite Address	Graph	Count	Mean Wage	Median Wage	Lowest Wage	Highest Wage
FINELINE SETTINGS INC., 135 CROTTY ROAD, MIDDLETOWN, NY (https://www.google.com/maps/place/135%20CROTTY%20ROAD,MIDDLETOWN,NY)	Graph	1	\$58,000.00	\$58,000.00	\$58,000.00	\$58,000.00
Totals	Graph	1	\$58,000.00	\$58,000.00	\$58,000.00	\$58,000.00

Employer Name/Worksite Address	Graph	Count	Mean Wage	Median Wage	Lowest Wage	Highest Wage
FINELINE SETTINGS INC., 135 CROTTY ROAD, MIDDLETOWN, NY (https://www.google.com/maps/place/135%20CROTTY%20ROAD,MIDDLETOWN,NY)	Graph	1	\$58,000.00	\$58,000.00	\$58,000.00	\$58,000.00
Totals	Graph	1	\$58,000.00	\$58,000.00	\$58,000.00	\$58,000.00

Latitude: 41.461839 Longitude: -74.411928

Employer Name/Worksite Address	Graph	Count	Mean Wage	Median Wage	Lowest Wage	Highest Wage
WAN JA SHAN INTERNATIONAL LLC, 4 SAND STATION ROAD, MIDDLETOWN, NY (https://www.google.com/maps/place/4%20SAND%20STATION%20ROAD,MIDDLETOWN,NY)	Graph	1	\$67,184.00	\$67,184.00	\$67,184.00	\$67,184.00
Totals	Graph	1	\$67,184.00	\$67,184.00	\$67,184.00	\$67,184.00

Employer Name/Worksite Address	Graph	Count	Mean Wage	Median Wage	Lowest Wage	Highest Wage
WAN JA SHAN INTERNATIONAL LLC, 4 SAND STATION ROAD, MIDDLETOWN, NY (https://www.google.com/maps/place/4%20SAND%20STATION%20ROAD,MIDDLETOWN,NY)	Graph	1	\$67,184.00	\$67,184.00	\$67,184.00	\$67,184.00
Totals	Graph	1	\$67,184.00	\$67,184.00	\$67,184.00	\$67,184.00

Latitude: 41.465759 Longitude: -73.643773

Employer Name/Worksite Address	Graph	Count	Mean Wage	Median Wage	Lowest Wage	Highest Wage
GRANDISON MANAGEMENT, INC., 838 FAIR STREET, CAMEL, NY (https://www.google.com/maps/place/838%20FAIR%20STREET,CAMEL,NY)	Graph	10	\$56,264.00	\$56,264.00	\$56,264.00	\$56,264.00
Totals	Graph	10	\$56,264.00	\$56,264.00	\$56,264.00	\$56,264.00

Latitude: 41.476242 Longitude: -74.624411

Employer Name/Worksite Address	Graph	Count	Mean Wage	Median Wage	Lowest Wage	Highest Wage
FEI TIAN COLLEGE, 140 GALLEY HILL RD, CUDDEBACKVILLE, NY (https://www.google.com/maps/place/140%20GALLEY%20HILL%20RD,CUDDEBACKVILLE,NY)	Graph	1	\$38,500.00	\$38,500.00	\$38,500.00	\$38,500.00
Totals	Graph	1	\$38,500.00	\$38,500.00	\$38,500.00	\$38,500.00

Latitude: 41.490172 Longitude: -74.062337

Employer Name/Worksite Address	Graph	Count	Mean Wage	Median Wage	Lowest Wage	Highest Wage
CAFE SPICE GCT INC, 677 LITTLE BRITAIN ROAD, NEW WINDSOR, NY (https://www.google.com/maps/place/677%20LITTLE%20BRITAIN%20ROAD,NEW%20WINDSOR,NY)	Graph	2	\$62,500.00	\$60,000.00	\$60,000.00	\$65,000.00
Totals	Graph	2	\$62,500.00	\$60,000.00	\$60,000.00	\$65,000.00

Employer Name/Worksite Address	Graph	Count	Mean Wage	Median Wage	Lowest Wage	Highest Wage
CAFE SPICE GCT INC, 677 LITTLE BRITAIN ROAD, NEW WINDSOR, NY (https://www.google.com/maps/place/677%20LITTLE%20BRITAIN%20ROAD,NEW%20WINDSOR,NY)	Graph	2	\$62,500.00	\$60,000.00	\$60,000.00	\$65,000.00
Totals	Graph	2	\$62,500.00	\$60,000.00	\$60,000.00	\$65,000.00

Latitude: 41.496153 Longitude: -74.029462

Employer Name/Worksite Address	Graph	Count	Mean Wage	Median Wage	Lowest Wage	Highest Wage
--------------------------------	-------	-------	-----------	-------------	-------------	--------------

Employer Name/Employer Address	Graph	Count	Mean Wage	Median Wage	Lowest Wage	Highest Wage
HUDSON VIEW PHARMACY, INC., 147 LAKE STREET, SUITE 101, NEWBURGH, NY (https://www.google.com/maps/place/147%20LAKE%20STREET,%20SUITE%20101,NEWBURGH,NY)	Graph	1	\$128,960.00	\$128,960.00	\$128,960.00	\$128,960.00
Totals	Graph	1	\$128,960.00	\$128,960.00	\$128,960.00	\$128,960.00

Employer Name/Worksite Address	Graph	Count	Mean Wage	Median Wage	Lowest Wage	Highest Wage
CORNERSTONE FAMILY HEALTHCARE, 147 LAKE STREET, NEWBURGH, NY (https://www.google.com/maps/place/147%20LAKE%20STREET,NEWBURGH,NY)	Graph	1	\$194,000.04	\$194,000.04	\$194,000.04	\$194,000.04
HUDSON VIEW PHARMACY, INC., 147 LAKE STREET, SUITE 101, NEWBURGH, NY (https://www.google.com/maps/place/147%20LAKE%20STREET,%20SUITE%20101,NEWBURGH,NY)	Graph	1	\$128,960.00	\$128,960.00	\$128,960.00	\$128,960.00
Totals	Graph	2	\$161,480.02	\$128,960.00	\$128,960.00	\$194,000.04

Latitude: 41.496737 Longitude: -74.022216

Employer Name/Worksite Address	Graph	Count	Mean Wage	Median Wage	Lowest Wage	Highest Wage
NORTHERN MEDICAL GROUP PLLC, 313 SOUTH WILLIAM STREET, NEWBURGH, NY (https://www.google.com/maps/place/313%20SOUTH%20WILLIAM%20STREET,NEWBURGH,NY)	Graph	1	\$187,200.00	\$187,200.00	\$187,200.00	\$187,200.00
Totals	Graph	1	\$187,200.00	\$187,200.00	\$187,200.00	\$187,200.00

Latitude: 41.499927 Longitude: -74.008895

Employer Name/Worksite Address	Graph	Count	Mean Wage	Median Wage	Lowest Wage	Highest Wage
PRIME HEALTHCARE SERVICES INC., 24 BROADWAY, NEWBURGH, NY (https://www.google.com/maps/place/24%20BROADWAY,NEWBURGH,NY)	Graph	1	\$47,650.00	\$47,650.00	\$47,650.00	\$47,650.00
Totals	Graph	1	\$47,650.00	\$47,650.00	\$47,650.00	\$47,650.00

Latitude: 41.500561 Longitude: -74.018354

Employer Name/Worksite Address	Graph	Count	Mean Wage	Median Wage	Lowest Wage	Highest Wage
PRIME HEALTHCARE SERVICES INC., 244 BROADWAY, NEWBURGH, NY (https://www.google.com/maps/place/244%20BROADWAY,NEWBURGH,NY)	Graph	1	\$70,720.00	\$70,720.00	\$70,720.00	\$70,720.00
Totals	Graph	1	\$70,720.00	\$70,720.00	\$70,720.00	\$70,720.00

Latitude: 41.503536 Longitude: -74.015112

Employer Name/Employer Address	Graph	Count	Mean Wage	Median Wage	Lowest Wage	Highest Wage
ST. LUKE'S CORNWALL HOSPITAL, 70 DUBOIS STREET, NEWBURGH, NY (https://www.google.com/maps/place/70%20DUBOIS%20STREET,NEWBURGH,NY)	Graph	1	\$72,000.00	\$72,000.00	\$72,000.00	\$72,000.00
Totals	Graph	1	\$72,000.00	\$72,000.00	\$72,000.00	\$72,000.00

Employer Name/Worksite Address	Graph	Count	Mean Wage	Median Wage	Lowest Wage	Highest Wage
ST. LUKE'S CORNWALL HOSPITAL, 70 DUBOIS STREET, NEWBURGH, NY (https://www.google.com/maps/place/70%20DUBOIS%20STREET,NEWBURGH,NY)	Graph	1	\$72,000.00	\$72,000.00	\$72,000.00	\$72,000.00
Totals	Graph	1	\$72,000.00	\$72,000.00	\$72,000.00	\$72,000.00

Latitude: 41.503745 Longitude: -73.967498

Employer Name/Worksite Address	Graph	Count	Mean Wage	Median Wage	Lowest Wage	Highest Wage
IM-KM INC., 380 MAIN STREET, BEACON, NY (https://www.google.com/maps/place/380%20MAIN%20STREET,BEACON,NY)	Graph	1	\$62,899.20	\$62,899.20	\$62,899.20	\$62,899.20
Totals	Graph	1	\$62,899.20	\$62,899.20	\$62,899.20	\$62,899.20

Latitude: 41.504287 Longitude: -74.027212

Employer Name/Worksite Address	Graph	Count	Mean Wage	Median Wage	Lowest Wage	Highest Wage
NOTEBOX INC, 3 HUMPHRIES PLACE, NEWBURGH, NY (https://www.google.com/maps/place/3%20HUMPHRIES%20PLACE,NEWBURGH,NY)	Graph	1	\$53,040.00	\$53,040.00	\$53,040.00	\$53,040.00
Totals	Graph	1	\$53,040.00	\$53,040.00	\$53,040.00	\$53,040.00

Employer Name/Worksite Address	Graph	Count	Mean Wage	Median Wage	Lowest Wage	Highest Wage
NOTEBOX INC, 3 HUMPHRIES PLACE, NEWBURGH, NY (https://www.google.com/maps/place/3%20HUMPHRIES%20PLACE,NEWBURGH,NY)	Graph	1	\$53,040.00	\$53,040.00	\$53,040.00	\$53,040.00
Totals	Graph	1	\$53,040.00	\$53,040.00	\$53,040.00	\$53,040.00

Latitude: 41.505195 Longitude: -74.06909

Employer Name/Worksite Address	Graph	Count	Mean Wage	Median Wage	Lowest Wage	Highest Wage
TECTONIC ENGINEERING & SURVEYING CONSULTANTS, P.C., 1279 ROUTE 300, NEWBURGH, NY (https://www.google.com/maps/place/1279%20ROUTE%20300,NEWBURGH,NY)	Graph	1	\$80,787.20	\$80,787.20	\$80,787.20	\$80,787.20
Totals	Graph	1	\$80,787.20	\$80,787.20	\$80,787.20	\$80,787.20

Latitude: 41.510438 Longitude: -73.958709

Employer Name/Worksite Address	Graph	Count	Mean Wage	Median Wage	Lowest Wage	Highest Wage
PHYSICAL AND OCCUPATIONAL THERAPY AND SPEECH LANGUAGE PATHOLOGY SERVIC, 10 HASTINGS DRIVE, BEACON, NY (https://www.google.com/maps/place/10%20HASTINGS%20DRIVE,BEACON,NY)	Graph	1	\$68,640.00	\$68,640.00	\$68,640.00	\$68,640.00
Totals	Graph	1	\$68,640.00	\$68,640.00	\$68,640.00	\$68,640.00

Latitude: 41.513052 Longitude: -74.389106

Employer Name/Worksite Address	Graph	Count	Mean Wage	Median Wage	Lowest Wage	Highest Wage
KC ENGINEERING AND LAND SURVEYING, P.C., 2142 ROUTE 302, CIRCLEVILLE, NY (https://www.google.com/maps/place/2142%20ROUTE%20302,CIRCLEVILLE,NY)	Graph	1	\$62,171.00	\$62,171.00	\$62,171.00	\$62,171.00
Totals	Graph	1	\$62,171.00	\$62,171.00	\$62,171.00	\$62,171.00

Latitude: 41.514151 Longitude: -74.01466

Employer Name/Worksite Address	Graph	Count	Mean Wage	Median Wage	Lowest Wage	Highest Wage
MOUNT SAINT MARY COLLEGE, 330 POWELL AVENUE, NEWBURGH, NY (https://www.google.com/maps/place/330%20POWELL%20AVENUE,NEWBURGH,NY)	Graph	2	\$61,029.50	\$58,559.00	\$58,559.00	\$63,500.00
Totals	Graph	2	\$61,029.50	\$58,559.00	\$58,559.00	\$63,500.00

Employer Name/Worksite Address	Graph	Count	Mean Wage	Median Wage	Lowest Wage	Highest Wage
--------------------------------	-------	-------	-----------	-------------	-------------	--------------

Employer Name/Worksite Address	Graph	Count	Mean Wage	Median Wage	Lowest Wage	Highest Wage
MOUNT SAINT MARY COLLEGE, 330 POWELL AVENUE, NEWBURGH, NY (https://www.google.com/maps/place/330%20POWELL%20AVENUE,NEWBURGH,NY)	Graph	2	\$61,029.50	\$58,559.00	\$58,559.00	\$63,500.00
Totals	Graph	2	\$61,029.50	\$58,559.00	\$58,559.00	\$63,500.00

Latitude: 41.520621 Longitude: -74.045101

Employer Name/Worksite Address	Graph	Count	Mean Wage	Median Wage	Lowest Wage	Highest Wage
COVENTRY COATINGS CORP., 89 TAFT AVENUE, NEWBURGH, NY (https://www.google.com/maps/place/89%20TAFT%20AVENUE,NEWBURGH,NY)	Graph	1	\$79,856.92	\$79,856.92	\$79,856.92	\$79,856.92
Totals	Graph	1	\$79,856.92	\$79,856.92	\$79,856.92	\$79,856.92

Employer Name/Worksite Address	Graph	Count	Mean Wage	Median Wage	Lowest Wage	Highest Wage
COVENTRY COATINGS CORP., 89 TAFT AVENUE, NEWBURGH, NY (https://www.google.com/maps/place/89%20TAFT%20AVENUE,NEWBURGH,NY)	Graph	1	\$79,856.92	\$79,856.92	\$79,856.92	\$79,856.92
Totals	Graph	1	\$79,856.92	\$79,856.92	\$79,856.92	\$79,856.92

Latitude: 41.528648 Longitude: -74.076889

Employer Name/Worksite Address	Graph	Count	Mean Wage	Median Wage	Lowest Wage	Highest Wage
ARCH TELECOM, 1110 MAGGIE RD, NEWBURGH, NY (https://www.google.com/maps/place/1110%20MAGGIE%20RD,NEWBURGH,NY)	Graph	1	\$81,520.00	\$81,520.00	\$81,520.00	\$81,520.00
Totals	Graph	1	\$81,520.00	\$81,520.00	\$81,520.00	\$81,520.00

Latitude: 41.533228 Longitude: -73.895456

Employer Name/Worksite Address	Graph	Count	Mean Wage	Median Wage	Lowest Wage	Highest Wage
MICROEXCEL, INC, 21 OLD MAIN STREET, FISHKILL, NY (https://www.google.com/maps/place/21%20OLD%20MAIN%20STREET,FISHKILL,NY)	Graph	6	\$70,732.50	\$62,379.00	\$62,379.00	\$112,500.00
Totals	Graph	6	\$70,732.50	\$62,379.00	\$62,379.00	\$112,500.00

Latitude: 41.537172 Longitude: -74.052579

Employer Name/Worksite Address	Graph	Count	Mean Wage	Median Wage	Lowest Wage	Highest Wage
REHABILITATION CARE, PHYSICAL MEDICINE & REHABILITATION, NEWBURGH, NY (https://www.google.com/maps/place/PHYSICAL%20MEDICINE%20%26%20REHABILITATION,NEWBURGH,NY)	Graph	1	\$65,748.80	\$65,748.80	\$65,748.80	\$65,748.80
Totals	Graph	1	\$65,748.80	\$65,748.80	\$65,748.80	\$65,748.80

Latitude: 41.542774 Longitude: -73.833687

Employer Name/Worksite Address	Graph	Count	Mean Wage	Median Wage	Lowest Wage	Highest Wage
EMAGIN CORPORATION, 2070 ROUTE 52, HOPEWELL JUNCTION, NY (https://www.google.com/maps/place/2070%20ROUTE%2052,HOPEWELL%20JUNCTION,NY)	Graph	1	\$80,000.00	\$80,000.00	\$80,000.00	\$80,000.00
Totals	Graph	1	\$80,000.00	\$80,000.00	\$80,000.00	\$80,000.00

Employer Name/Worksite Address	Graph	Count	Mean Wage	Median Wage	Lowest Wage	Highest Wage
--------------------------------	-------	-------	-----------	-------------	-------------	--------------

Employer Name/Worksite Address	Graph	Count	Mean Wage	Median Wage	Lowest Wage	Highest Wage
SUPERIOR TALENT RESOURCES, INC, 2070 ROUTE 52, HOPEWELL JCT, NY (https://www.google.com/maps/place/2070%20ROUTE%2052,HOPEWELL%20JCT,NY)	Graph	1	\$104,000.00	\$104,000.00	\$104,000.00	\$104,000.00
IBM CORPORATION, 2070 ROUTE 52, HOPEWELL JUNCTION, NY (https://www.google.com/maps/place/2070%20ROUTE%2052,HOPEWELL%20JUNCTION,NY)	Graph	18	\$97,520.27	\$93,724.00	\$75,026.00	\$134,555.00
Totals	Graph	19	\$97,861.31	\$97,552.00	\$75,026.00	\$134,555.00

Latitude: 41.542884 Longitude: -73.833518

Employer Name/Worksite Address	Graph	Count	Mean Wage	Median Wage	Lowest Wage	Highest Wage
MENTOR GRAPHICS CORPORATION, 2080 ROUTE 52, HOPEWELL JUNCTION, NY (https://www.google.com/maps/place/2080%20ROUTE%2052,HOPEWELL%20JUNCTION,NY)	Graph	1	\$138,299.00	\$138,299.00	\$138,299.00	\$138,299.00
Totals	Graph	1	\$138,299.00	\$138,299.00	\$138,299.00	\$138,299.00

Latitude: 41.546807 Longitude: -74.054638

Employer Name/Employer Address	Graph	Count	Mean Wage	Median Wage	Lowest Wage	Highest Wage
PROFEX, INC., 264 NORTH PLANK ROAD, NEWBURGH, NY (https://www.google.com/maps/place/264%20NORTH%20PLANK%20ROAD,NEWBURGH,NY)	Graph	1	\$77,392.00	\$77,392.00	\$77,392.00	\$77,392.00
Totals	Graph	1	\$77,392.00	\$77,392.00	\$77,392.00	\$77,392.00

Employer Name/Worksite Address	Graph	Count	Mean Wage	Median Wage	Lowest Wage	Highest Wage
PROFEX, INC., 264 NORTH PLANK ROAD, NEWBURGH, NY (https://www.google.com/maps/place/264%20NORTH%20PLANK%20ROAD,NEWBURGH,NY)	Graph	1	\$77,392.00	\$77,392.00	\$77,392.00	\$77,392.00
Totals	Graph	1	\$77,392.00	\$77,392.00	\$77,392.00	\$77,392.00

Latitude: 41.560337 Longitude: -73.793937

Employer Name/Worksite Address	Graph	Count	Mean Wage	Median Wage	Lowest Wage	Highest Wage
EMAGIN CORPORATION, 2070 ROUTE 52, HOPEWELL JUNCTION, NY (https://www.google.com/maps/place/2070%20ROUTE%2052,HOPEWELL%20JUNCTION,NY)	Graph	1	\$80,000.00	\$80,000.00	\$80,000.00	\$80,000.00
GLOBALFOUNDRIES U.S. 2, LLC., GLOBALFOUNDRIES, HOPEWELL JUNCTION, NY (https://www.google.com/maps/place/GLOBALFOUNDRIES,HOPEWELL%20JUNCTION,NY)	Graph	1	\$86,299.00	\$86,299.00	\$86,299.00	\$86,299.00
GLOBALFOUNDRIES U.S., 2, LLC, GLOBALFOUNDRIES U.S. 2, LLC, HOPEWELL JUNCTION, NY (https://www.google.com/maps/place/GLOBALFOUNDRIES%20U.S.%202,%20LLC,HOPEWELL%20JUNCTION,NY)	Graph	1	\$86,299.00	\$86,299.00	\$86,299.00	\$86,299.00
Totals	Graph	3	\$84,199.33	\$86,299.00	\$80,000.00	\$86,299.00

Latitude: 41.575592 Longitude: -73.587457

Employer Name/Employer Address	Graph	Count	Mean Wage	Median Wage	Lowest Wage	Highest Wage
THE GRAND REHABILITATION AND NURSING AT PAWLING, 9 RESERVOIR ROAD, PAWLING, NY (https://www.google.com/maps/place/9%20RESERVOIR%20ROAD,PAWLING,NY)	Graph	1	\$105,000.00	\$105,000.00	\$105,000.00	\$105,000.00
Totals	Graph	1	\$105,000.00	\$105,000.00	\$105,000.00	\$105,000.00

Employer Name/Worksite Address	Graph	Count	Mean Wage	Median Wage	Lowest Wage	Highest Wage
THE GRAND REHABILITATION AND NURSING AT PAWLING, 9 RESERVOIR ROAD, PAWLING, NY (https://www.google.com/maps/place/9%20RESERVOIR%20ROAD,PAWLING,NY)	Graph	11	\$60,694.55	\$56,264.00	\$56,264.00	\$105,000.00

Employer Name/Worksite Address	Graph	Count	Mean Wage	Median Wage	Lowest Wage	Highest Wage
Totals	Graph	11	\$60,694.55	\$56,264.00	\$56,264.00	\$105,000.00

Latitude: 41.593958 Longitude: -73.905317

Employer Name/Worksite Address	Graph	Count	Mean Wage	Median Wage	Lowest Wage	Highest Wage
ARTECH INFORMATION SYSTEMS LLC, 5502 PRINCESS CIRCLE, WAPPINGERS FALLS, NY (https://www.google.com/maps/place/5502%20PRINCESS%20CIRCLE,WAPPINGERS%20FALLS,NY)	Graph	1	\$116,792.00	\$116,792.00	\$116,792.00	\$116,792.00
Totals	Graph	1	\$116,792.00	\$116,792.00	\$116,792.00	\$116,792.00

Latitude: 41.6051 Longitude: -74.171154

Employer Name/Worksite Address	Graph	Count	Mean Wage	Median Wage	Lowest Wage	Highest Wage
UNIVERSITYTICKETS.COM, INC., 1500 RT 208, WALLKILL, NY (https://www.google.com/maps/place/1500%20RT%20208,WALLKILL,NY)	Graph	4	\$62,004.50	\$61,009.00	\$61,000.00	\$65,000.00
Totals	Graph	4	\$62,004.50	\$61,009.00	\$61,000.00	\$65,000.00

Employer Name/Worksite Address	Graph	Count	Mean Wage	Median Wage	Lowest Wage	Highest Wage
UNIVERSITYTICKETS.COM, INC., 1500 RT 208, WALLKILL, NY (https://www.google.com/maps/place/1500%20RT%20208,WALLKILL,NY)	Graph	4	\$62,004.50	\$61,009.00	\$61,000.00	\$65,000.00
Totals	Graph	4	\$62,004.50	\$61,009.00	\$61,000.00	\$65,000.00

Latitude: 41.607674 Longitude: -73.837572

Employer Name/Worksite Address	Graph	Count	Mean Wage	Median Wage	Lowest Wage	Highest Wage
MEDULLUS SYSTEMS, LLC, 4 NANCY CT, WAPPINGERS FALLS, NY (https://www.google.com/maps/place/4%20NANCY%20CT,WAPPINGERS%20FALLS,NY)	Graph	1	\$65,000.00	\$65,000.00	\$65,000.00	\$65,000.00
Totals	Graph	1	\$65,000.00	\$65,000.00	\$65,000.00	\$65,000.00

Employer Name/Worksite Address	Graph	Count	Mean Wage	Median Wage	Lowest Wage	Highest Wage
MEDULLUS SYSTEMS, LLC, 4 NANCY CT, WAPPINGERS FALLS, NY (https://www.google.com/maps/place/4%20NANCY%20CT,WAPPINGERS%20FALLS,NY)	Graph	1	\$65,000.00	\$65,000.00	\$65,000.00	\$65,000.00
Totals	Graph	1	\$65,000.00	\$65,000.00	\$65,000.00	\$65,000.00

Latitude: 41.630565 Longitude: -73.571024

Employer Name/Worksite Address	Graph	Count	Mean Wage	Median Wage	Lowest Wage	Highest Wage
OLIVET ACADEMY, 181 HUTCHINSON AVENUE, WINGDALE, NY (https://www.google.com/maps/place/181%20HUTCHINSON%20AVENUE,WINGDALE,NY)	Graph	1	\$58,910.00	\$58,910.00	\$58,910.00	\$58,910.00
Totals	Graph	1	\$58,910.00	\$58,910.00	\$58,910.00	\$58,910.00

Employer Name/Worksite Address	Graph	Count	Mean Wage	Median Wage	Lowest Wage	Highest Wage
OLIVET UNIVERSITY, 181 HUTCHINSON AVENUE, WINGDALE, NY (https://www.google.com/maps/place/181%20HUTCHINSON%20AVENUE,WINGDALE,NY)	Graph	5	\$56,467.40	\$53,900.00	\$45,718.00	\$69,909.00
Totals	Graph	5	\$56,467.40	\$53,900.00	\$45,718.00	\$69,909.00

Latitude: 41.638096 Longitude: -73.578172

Employer Name/Employer Address	Graph	Count	Mean Wage	Median Wage	Lowest Wage	Highest Wage
DOVER GREENS LLC, 73 WHEELER ROAD, WINGDALE, NY (https://www.google.com/maps/place/73%20WHEELER%20ROAD,WINGDALE,NY)	Graph	1	\$69,909.00	\$69,909.00	\$69,909.00	\$69,909.00
Totals	Graph	1	\$69,909.00	\$69,909.00	\$69,909.00	\$69,909.00

Employer Name/Worksite Address	Graph	Count	Mean Wage	Median Wage	Lowest Wage	Highest Wage
DOVER GREENS LLC, 73 WHEELER ROAD, WINGDALE, NY (https://www.google.com/maps/place/73%20WHEELER%20ROAD,WINGDALE,NY)	Graph	1	\$69,909.00	\$69,909.00	\$69,909.00	\$69,909.00
Totals	Graph	1	\$69,909.00	\$69,909.00	\$69,909.00	\$69,909.00

Latitude: 41.649154 Longitude: -74.700267

Employer Name/Worksite Address	Graph	Count	Mean Wage	Median Wage	Lowest Wage	Highest Wage
VERIA LIFESTYLE, INC., VERIA LIFESTYLE, INC., MONTICELLO, NY (https://www.google.com/maps/place/VERIA%20LIFESTYLE,%20INC.,MONTICELLO,NY)	Graph	1	\$80,500.00	\$80,500.00	\$80,500.00	\$80,500.00
Totals	Graph	1	\$80,500.00	\$80,500.00	\$80,500.00	\$80,500.00

Latitude: 41.650158 Longitude: -73.82778

Employer Name/Worksite Address	Graph	Count	Mean Wage	Median Wage	Lowest Wage	Highest Wage
THE VALE FOX DISTILLERY LLC, 619 NOXON ROAD, POUGHKEEPSIE, NY (https://www.google.com/maps/place/619%20NOXON%20ROAD,POUGHKEEPSIE,NY)	Graph	1	\$72,000.00	\$72,000.00	\$72,000.00	\$72,000.00
Totals	Graph	1	\$72,000.00	\$72,000.00	\$72,000.00	\$72,000.00

Latitude: 41.652835 Longitude: -73.959192

Employer Name/Employer Address	Graph	Count	Mean Wage	Median Wage	Lowest Wage	Highest Wage
BROOKLYN BOTTLING CO. OF MILTON, NY, 643 SOUTH ROAD, MILTON, NY (https://www.google.com/maps/place/643%20SOUTH%20ROAD,MILTON,NY)	Graph	1	\$48,714.00	\$48,714.00	\$48,714.00	\$48,714.00
Totals	Graph	1	\$48,714.00	\$48,714.00	\$48,714.00	\$48,714.00

Employer Name/Worksite Address	Graph	Count	Mean Wage	Median Wage	Lowest Wage	Highest Wage
BROOKLYN BOTTLING CO. OF MILTON, NY, 643 SOUTH ROAD, MILTON, NY (https://www.google.com/maps/place/643%20SOUTH%20ROAD,MILTON,NY)	Graph	1	\$48,714.00	\$48,714.00	\$48,714.00	\$48,714.00
Totals	Graph	1	\$48,714.00	\$48,714.00	\$48,714.00	\$48,714.00

Latitude: 41.658247 Longitude: -74.699376

Employer Name/Worksite Address	Graph	Count	Mean Wage	Median Wage	Lowest Wage	Highest Wage
AMERICAN MEDICAL STAFFING CORPORATION, 427 BROADWAY, MONTICELLO, NY (https://www.google.com/maps/place/427%20BROADWAY,MONTICELLO,NY)	Graph	1	\$62,200.00	\$62,200.00	\$62,200.00	\$62,200.00
Totals	Graph	1	\$62,200.00	\$62,200.00	\$62,200.00	\$62,200.00

Latitude: 41.658577 Longitude: -73.93071

Employer Name/Worksite Address	Graph	Count	Mean Wage	Median Wage	Lowest Wage	Highest Wage
IBM CORPORATION, 2455 SOUTH RD, POUGHKEEPSIE, NY (https://www.google.com/maps/place/2455%20SOUTH%20RD,POUGHKEEPSIE,NY)	Graph	2	\$90,542.50	\$83,387.00	\$83,387.00	\$97,698.00
IBM CORPORATION, 2455 SOUTH ROAD, POUGHKEEPSIE, NY (https://www.google.com/maps/place/2455%20SOUTH%20ROAD,POUGHKEEPSIE,NY)	Graph	5	\$85,349.32	\$76,059.60	\$58,317.60	\$143,749.00
Totals	Graph	7	\$86,833.09	\$83,387.00	\$58,317.60	\$143,749.00

Latitude: 41.683913 Longitude: -73.586035

Employer Name/Employer Address	Graph	Count	Mean Wage	Median Wage	Lowest Wage	Highest Wage
OLIVET ASSEMBLY, INC, 115 DOVER FURNACE RD., DOVER PLAINS, NY (https://www.google.com/maps/place/115%20DOVER%20FURNACE%20RD.,DOVER%20PLAINS,NY)	Graph	1	\$69,326.40	\$69,326.40	\$69,326.40	\$69,326.40
YOUTH EVANGELICAL FELLOWSHIP, 115 DOVER FURNACE RD, DOVER PLAINS, NY (https://www.google.com/maps/place/115%20DOVER%20FURNACE%20RD,DOVER%20PLAINS,NY)	Graph	1	\$36,000.00	\$36,000.00	\$36,000.00	\$36,000.00
Totals	Graph	2	\$52,663.20	\$36,000.00	\$36,000.00	\$69,326.40

Employer Name/Worksite Address	Graph	Count	Mean Wage	Median Wage	Lowest Wage	Highest Wage
OLIVET ASSEMBLY, INC, 115 DOVER FURNACE RD, DOVER PLAINS, NY (https://www.google.com/maps/place/115%20DOVER%20FURNACE%20RD,DOVER%20PLAINS,NY)	Graph	2	\$52,663.20	\$36,000.00	\$36,000.00	\$69,326.40
Totals	Graph	2	\$52,663.20	\$36,000.00	\$36,000.00	\$69,326.40

Latitude: 41.684841 Longitude: -73.974113

Employer Name/Worksite Address	Graph	Count	Mean Wage	Median Wage	Lowest Wage	Highest Wage
PHYSICAL AND OCCUPATIONAL THERAPY AND SPEECH LANGUAGE PATHOLOGY SERVIC, 1 WINGATE WAY, HIGHLAND, NY (https://www.google.com/maps/place/1%20WINGATE%20WAY,HIGHLAND,NY)	Graph	1	\$79,040.00	\$79,040.00	\$79,040.00	\$79,040.00
Totals	Graph	1	\$79,040.00	\$79,040.00	\$79,040.00	\$79,040.00

Latitude: 41.685787 Longitude: -73.931074

Employer Name/Worksite Address	Graph	Count	Mean Wage	Median Wage	Lowest Wage	Highest Wage
NEMO IT SOLUTIONS, INC, 284 SOUTH AVENUE, POUGHKEEPSIE, NY (https://www.google.com/maps/place/284%20SOUTH%20AVENUE,POUGHKEEPSIE,NY)	Graph	1	\$86,000.00	\$86,000.00	\$86,000.00	\$86,000.00
COMPUTER SOLUTIONS AND TECHNOLOGIES LLC, 284 SOUTH AVE, POUGHKEEPSIE, NY (https://www.google.com/maps/place/284%20SOUTH%20AVE,POUGHKEEPSIE,NY)	Graph	56	\$77,266.61	\$64,688.00	\$64,688.00	\$125,050.00
Totals	Graph	57	\$77,419.82	\$64,688.00	\$64,688.00	\$125,050.00

Latitude: 41.687077 Longitude: -73.642564

Employer Name/Employer Address	Graph	Count	Mean Wage	Median Wage	Lowest Wage	Highest Wage
MAINFRAME WHITETAILS LLC, 296 MACK ROAD, LAGRANGEVILLE, NY (https://www.google.com/maps/place/296%20MACK%20ROAD,LAGRANGEVILLE,NY)	Graph	1	\$83,325.00	\$83,325.00	\$83,325.00	\$83,325.00
Totals	Graph	1	\$83,325.00	\$83,325.00	\$83,325.00	\$83,325.00

Employer Name/Worksite Address	Graph	Count	Mean Wage	Median Wage	Lowest Wage	Highest Wage
MAINFRAME WHITETAILS LLC, 296 MACK ROAD, LAGRANGEVILLE, NY (https://www.google.com/maps/place/296%20MACK%20ROAD,LAGRANGEVILLE,NY)	Graph	1	\$83,325.00	\$83,325.00	\$83,325.00	\$83,325.00

Employer Name/Worksite Address	Graph	Count	Mean Wage	Median Wage	Lowest Wage	Highest Wage
Totals	Graph	1	\$83,325.00	\$83,325.00	\$83,325.00	\$83,325.00

Latitude: 41.688259 Longitude: -73.892171

Employer Name/Worksite Address	Graph	Count	Mean Wage	Median Wage	Lowest Wage	Highest Wage
VASSAR COLLEGE, VASSAR COLLEGE, POUGHKEEPSIE, NY (https://www.google.com/maps/place/VASSAR%20COLLEGE,POUGHKEEPSIE,NY)	Graph	4	\$74,372.00	\$72,488.00	\$63,000.00	\$82,500.00
Totals	Graph	4	\$74,372.00	\$72,488.00	\$63,000.00	\$82,500.00

Latitude: 41.692759 Longitude: -73.933532

Employer Name/Worksite Address	Graph	Count	Mean Wage	Median Wage	Lowest Wage	Highest Wage
CAVALIER IT INC., 21 FOX STREET, POUGHKEEPSIE, NY (https://www.google.com/maps/place/21%20FOX%20STREET,POUGHKEEPSIE,NY)	Graph	4	\$82,000.00	\$85,000.00	\$63,000.00	\$95,000.00
Totals	Graph	4	\$82,000.00	\$85,000.00	\$63,000.00	\$95,000.00

Latitude: 41.692943 Longitude: -73.933518

Employer Name/Worksite Address	Graph	Count	Mean Wage	Median Wage	Lowest Wage	Highest Wage
HEALTH QUEST SYSTEMS, INC., 7 FOX STREET, POUGHKEEPSIE, NY (https://www.google.com/maps/place/7%20FOX%20STREET,POUGHKEEPSIE,NY)	Graph	1	\$108,413.00	\$108,413.00	\$108,413.00	\$108,413.00
Totals	Graph	1	\$108,413.00	\$108,413.00	\$108,413.00	\$108,413.00

Latitude: 41.698863 Longitude: -73.880897

Employer Name/Employer Address	Graph	Count	Mean Wage	Median Wage	Lowest Wage	Highest Wage
MCA-NETPUB INC., 675 DUTCHESS TURNPIKE, ROUTE 44, POUGHKEEPSIE, NY (https://www.google.com/maps/place/675%20DUTCHESS%20TURNPIKE,%20ROUTE%2044,POUGHKEEPSIE,NY)	Graph	1	\$84,032.00	\$84,032.00	\$84,032.00	\$84,032.00
Totals	Graph	1	\$84,032.00	\$84,032.00	\$84,032.00	\$84,032.00

Employer Name/Worksite Address	Graph	Count	Mean Wage	Median Wage	Lowest Wage	Highest Wage
MCA-NETPUB INC., 675 DUTCHESS TURNPIKE, POUGHKEEPSIE, NY (https://www.google.com/maps/place/675%20DUTCHESS%20TURNPIKE,POUGHKEEPSIE,NY)	Graph	1	\$84,032.00	\$84,032.00	\$84,032.00	\$84,032.00
Totals	Graph	1	\$84,032.00	\$84,032.00	\$84,032.00	\$84,032.00

Latitude: 41.70004 Longitude: -73.939578

Employer Name/Employer Address	Graph	Count	Mean Wage	Median Wage	Lowest Wage	Highest Wage
TOP EDGE TECHNOLOGY, INC., 32 HUDSON HARBOR DR., POUGHKEEPSIE, NY (https://www.google.com/maps/place/32%20HUDSON%20HARBOR%20DR.,POUGHKEEPSIE,NY)	Graph	1	\$70,000.00	\$70,000.00	\$70,000.00	\$70,000.00
Totals	Graph	1	\$70,000.00	\$70,000.00	\$70,000.00	\$70,000.00

Employer Name/Worksite Address	Graph	Count	Mean Wage	Median Wage	Lowest Wage	Highest Wage
XYLO CONSULTING LLC, 32 HUDSON HARBOR DR, POUGHKEEPSIE, NY (https://www.google.com/maps/place/32%20HUDSON%20HARBOR%20DR,POUGHKEEPSIE,NY)	Graph	2	\$65,000.00	\$65,000.00	\$65,000.00	\$65,000.00

Employer Name/Worksite Address	Graph	Count	Mean Wage	Median Wage	Lowest Wage	Highest Wage
TOP EDGE TECHNOLOGY, INC., 32 HUDSON HARBOR DRIVE, POUGHKEEPSIE, NY (https://www.google.com/maps/place/32%20HUDSON%20HARBOR%20DRIVE,POUGHKEEPSIE,NY)	Graph	4	\$63,750.00	\$60,000.00	\$60,000.00	\$70,000.00
Totals	Graph	6	\$64,166.67	\$65,000.00	\$60,000.00	\$70,000.00

Latitude: 41.701375 Longitude: -73.889299

Employer Name/Worksite Address	Graph	Count	Mean Wage	Median Wage	Lowest Wage	Highest Wage
STAMFORD SCIENTIFIC INTERNATIONAL, INC., 4 TUCKER DRIVE, POUGHKEEPSIE, NY (https://www.google.com/maps/place/4%20TUCKER%20DRIVE,POUGHKEEPSIE,NY)	Graph	1	\$67,500.00	\$67,500.00	\$67,500.00	\$67,500.00
Totals	Graph	1	\$67,500.00	\$67,500.00	\$67,500.00	\$67,500.00

Employer Name/Worksite Address	Graph	Count	Mean Wage	Median Wage	Lowest Wage	Highest Wage
STAMFORD SCIENTIFIC INTERNATIONAL, INC., 4 TUCKER DRIVE, POUGHKEEPSIE, NY (https://www.google.com/maps/place/4%20TUCKER%20DRIVE,POUGHKEEPSIE,NY)	Graph	1	\$67,500.00	\$67,500.00	\$67,500.00	\$67,500.00
Totals	Graph	1	\$67,500.00	\$67,500.00	\$67,500.00	\$67,500.00

Latitude: 41.703109 Longitude: -73.926068

Employer Name/Worksite Address	Graph	Count	Mean Wage	Median Wage	Lowest Wage	Highest Wage
INDOTRONIX INTERNATIONAL CORPORATION, 331 MAIN STREET, POUGHKEEPSIE, NY (https://www.google.com/maps/place/331%20MAIN%20STREET,POUGHKEEPSIE,NY)	Graph	23	\$64,036.04	\$64,813.00	\$46,342.00	\$90,000.00
Totals	Graph	23	\$64,036.04	\$64,813.00	\$46,342.00	\$90,000.00

Employer Name/Worksite Address	Graph	Count	Mean Wage	Median Wage	Lowest Wage	Highest Wage
INDOTRONIX INTERNATIONAL CORPORATION, 331 MAIN STREET, POUGHKEEPSIE, NY (https://www.google.com/maps/place/331%20MAIN%20STREET,POUGHKEEPSIE,NY)	Graph	3	\$74,387.00	\$86,819.00	\$46,342.00	\$90,000.00
Totals	Graph	3	\$74,387.00	\$86,819.00	\$46,342.00	\$90,000.00

Latitude: 41.703505 Longitude: -73.911657

Employer Name/Worksite Address	Graph	Count	Mean Wage	Median Wage	Lowest Wage	Highest Wage
STANTEC CONSULTING SERVICES, INC., VASSAR BROTHERS MEDICAL CENTER, 45 READE PLACE, POUGHKEEPSIE, NY (https://www.google.com/maps/place/VASSAR%20BROTHERS%20MEDICAL%20CENTER,%2045%20READE%20PLACE,POUGHKEEPSIE,NY)	Graph	1	\$90,000.00	\$90,000.00	\$90,000.00	\$90,000.00
COMPUTER TASK GROUP, INC., 2455 SOUTH ROAD, POUGHKEEPSIE, NY (https://www.google.com/maps/place/2455%20SOUTH%20ROAD,POUGHKEEPSIE,NY)	Graph	2	\$117,301.50	\$117,301.50	\$117,301.50	\$117,301.50
Totals	Graph	3	\$108,201.00	\$108,201.00	\$108,201.00	\$117,301.50

Latitude: 41.705236 Longitude: -73.933758

Employer Name/Worksite Address	Graph	Count	Mean Wage	Median Wage	Lowest Wage	Highest Wage
GRANDISON MANAGEMENT, INC., 140 MAIN STREET, POUGHKEEPSIE, NY (https://www.google.com/maps/place/140%20MAIN%20STREET,POUGHKEEPSIE,NY)	Graph	10	\$56,264.00	\$56,264.00	\$56,264.00	\$56,264.00
Totals	Graph	10	\$56,264.00	\$56,264.00	\$56,264.00	\$56,264.00

Latitude: 41.705647 Longitude: -73.916909

Employer Name/Employer Address	Graph	Count	Mean Wage	Median Wage	Lowest Wage	Highest Wage
SMITH STREET RX, INC., 269 MANSION ST., POUGHKEEPSIE, NY (https://www.google.com/maps/place/269%20MANSION%20ST.,POUGHKEEPSIE,NY)	Graph	1	\$116,480.00	\$116,480.00	\$116,480.00	\$116,480.00
Totals	Graph	1	\$116,480.00	\$116,480.00	\$116,480.00	\$116,480.00

Employer Name/Worksite Address	Graph	Count	Mean Wage	Median Wage	Lowest Wage	Highest Wage
SMITH STREET RX, INC., 269 MANSION ST, POUGHKEEPSIE, NY (https://www.google.com/maps/place/269%20MANSION%20ST,POUGHKEEPSIE,NY)	Graph	1	\$116,480.00	\$116,480.00	\$116,480.00	\$116,480.00
Totals	Graph	1	\$116,480.00	\$116,480.00	\$116,480.00	\$116,480.00

Latitude: 41.707598 Longitude: -73.914866

Employer Name/Worksite Address	Graph	Count	Mean Wage	Median Wage	Lowest Wage	Highest Wage
EFCO PRODUCTS, INC., 130 SMITH STREET, POUGHKEEPSIE, NY (https://www.google.com/maps/place/130%20SMITH%20STREET,POUGHKEEPSIE,NY)	Graph	1	\$71,218.00	\$71,218.00	\$71,218.00	\$71,218.00
Totals	Graph	1	\$71,218.00	\$71,218.00	\$71,218.00	\$71,218.00

Latitude: 41.709521 Longitude: -74.571762

Employer Name/Worksite Address	Graph	Count	Mean Wage	Median Wage	Lowest Wage	Highest Wage
ODA PRIMARY HEALTH CARE NETWORK, INC., 6 DAIRYLAND ROAD, WOODRIDGE, NY (https://www.google.com/maps/place/6%20DAIRYLAND%20ROAD,WOODRIDGE,NY)	Graph	1	\$156,000.00	\$156,000.00	\$156,000.00	\$156,000.00
Totals	Graph	1	\$156,000.00	\$156,000.00	\$156,000.00	\$156,000.00

Latitude: 41.711772 Longitude: -73.931523

Employer Name/Worksite Address	Graph	Count	Mean Wage	Median Wage	Lowest Wage	Highest Wage
ULSTER COMPUTERS, INC., 45 VERNON TERRACE, POUGHKEEPSIE, NY (https://www.google.com/maps/place/45%20VERNON%20TERRACE,POUGHKEEPSIE,NY)	Graph	1	\$65,832.00	\$65,832.00	\$65,832.00	\$65,832.00
Totals	Graph	1	\$65,832.00	\$65,832.00	\$65,832.00	\$65,832.00

Latitude: 41.718761 Longitude: -73.927594

Employer Name/Employer Address	Graph	Count	Mean Wage	Median Wage	Lowest Wage	Highest Wage
MOLLOY MEDICAL ARTS PHARMA INC., 19 BAKER AVENUE, SUITE 207, POUGHKEEPSIE, NY (https://www.google.com/maps/place/19%20BAKER%20AVENUE,%20SUITE%20207,POUGHKEEPSIE,NY)	Graph	1	\$50,814.40	\$50,814.40	\$50,814.40	\$50,814.40
Totals	Graph	1	\$50,814.40	\$50,814.40	\$50,814.40	\$50,814.40

Employer Name/Worksite Address	Graph	Count	Mean Wage	Median Wage	Lowest Wage	Highest Wage
MOLLOY MEDICAL ARTS PHARMA INC., 19 BAKER AVENUE, SUITE 207, POUGHKEEPSIE, NY (https://www.google.com/maps/place/19%20BAKER%20AVENUE,%20SUITE%20207,POUGHKEEPSIE,NY)	Graph	1	\$50,814.40	\$50,814.40	\$50,814.40	\$50,814.40
Totals	Graph	1	\$50,814.40	\$50,814.40	\$50,814.40	\$50,814.40

Latitude: 41.719291 Longitude: -74.721914

Employer Name/Worksite Address	Graph	Count	Mean Wage	Median Wage	Lowest Wage	Highest Wage

Employer Name/Worksite Address	Graph	Count	Mean Wage	Median Wage	Lowest Wage	Highest Wage
CATSKILL REGIONAL MEDICAL CENTER, 68 HARRIS BUSHVILLE ROAD, HARRIS, NY (https://www.google.com/maps/place/68%20HARRIS%20BUSHVILLE%20ROAD,HARRIS,NY)	Graph	1	\$68,212.50	\$68,212.50	\$68,212.50	\$68,212.50
CRYSTAL RUN HEALTHCARE LLP, CATSKILL REGIONAL MEDICAL CENTER, HARRIS, NY (https://www.google.com/maps/place/CATSKILL%20REGIONAL%20MEDICAL%20CENTER,HARRIS,NY)	Graph	1	\$315,000.00	\$315,000.00	\$315,000.00	\$315,000.00
Totals	Graph	2	\$191,606.25	\$68,212.50	\$68,212.50	\$315,000.00

Latitude: 41.726909 Longitude: -73.932545

Employer Name/Employer Address	Graph	Count	Mean Wage	Median Wage	Lowest Wage	Highest Wage
MARIST COLLEGE, 3399 NORTH ROAD, POUGHKEEPSIE, NY (https://www.google.com/maps/place/3399%20NORTH%20ROAD,POUGHKEEPSIE,NY)	Graph	2	\$66,000.00	\$60,000.00	\$60,000.00	\$72,000.00
Totals	Graph	2	\$66,000.00	\$60,000.00	\$60,000.00	\$72,000.00

Employer Name/Worksite Address	Graph	Count	Mean Wage	Median Wage	Lowest Wage	Highest Wage
MARIST COLLEGE, 3399 NORTH ROAD, POUGHKEEPSIE,, NY (https://www.google.com/maps/place/3399%20NORTH%20ROAD,POUGHKEEPSIE,,NY)	Graph	2	\$66,000.00	\$60,000.00	\$60,000.00	\$72,000.00
Totals	Graph	2	\$66,000.00	\$60,000.00	\$60,000.00	\$72,000.00

Latitude: 41.728034 Longitude: -73.932733

Employer Name/Worksite Address	Graph	Count	Mean Wage	Median Wage	Lowest Wage	Highest Wage
WESTCHESTER MEDICAL CENTER ADVANCED PHYSICIAN SERVICES, PC, 241 NORTH ROAD, POUGHKEEPSIE, NY (https://www.google.com/maps/place/241%20NORTH%20ROAD,POUGHKEEPSIE,NY)	Graph	2	\$260,000.00	\$260,000.00	\$260,000.00	\$260,000.00
Totals	Graph	2	\$260,000.00	\$260,000.00	\$260,000.00	\$260,000.00

Latitude: 41.737316 Longitude: -73.961365

Employer Name/Employer Address	Graph	Count	Mean Wage	Median Wage	Lowest Wage	Highest Wage
SELUX CORPORATION, 5 LUMEN LANE, HIGHLAND, NY (https://www.google.com/maps/place/5%20LUMEN%20LANE,HIGHLAND,NY)	Graph	2	\$80,500.00	\$77,000.00	\$77,000.00	\$84,000.00
Totals	Graph	2	\$80,500.00	\$77,000.00	\$77,000.00	\$84,000.00

Employer Name/Worksite Address	Graph	Count	Mean Wage	Median Wage	Lowest Wage	Highest Wage
SELUX CORPORATION, 5 LUMEN LANE, HIGHLAND, NY (https://www.google.com/maps/place/5%20LUMEN%20LANE,HIGHLAND,NY)	Graph	2	\$80,500.00	\$77,000.00	\$77,000.00	\$84,000.00
Totals	Graph	2	\$80,500.00	\$77,000.00	\$77,000.00	\$84,000.00

Latitude: 41.754988 Longitude: -74.097497

Employer Name/Worksite Address	Graph	Count	Mean Wage
STATE UNIVERSITY OF NEW YORK AT NEW PALTZ, STATE UNIVERSITY OF NEW YORK AT NEW PALTZ, NEW PALTZ, NY (https://www.google.com/maps/place/STATE%20UNIVERSITY%20OF%20NEW%20YORK%20AT%20NEW%20PALTZ,NEW%20PALTZ,NY)	Graph	1	\$110,000.00
STATE UNIVERSITY OF NEW YORK AT NEW PALTZ, SUNY NEW PALTZ SCHOOL OF BUSINESS, NEW PALTZ, NY (https://www.google.com/maps/place/SUNY%20NEW%20PALTZ%20SCHOOL%20OF%20BUSINESS,NEW%20PALTZ,NY)	Graph	1	\$100,113.00
STATE UNIVERSITY OF NEW YORK AT NEW PALTZ, SUNY NEW PALTZ SCHOOL OF SCIENCE AND ENGINEERING, NEW PALTZ, NY (https://www.google.com/maps/place/SUNY%20NEW%20PALTZ%20SCHOOL%20OF%20SCIENCE%20AND%20ENGINEERING,NEW%20PALTZ,NY)	Graph	1	\$74,000.00

Employer Name/Worksite Address	Graph	Count	Mean Wage
Totals	Graph	3	\$94,704.33

Latitude: 41.765812 Longitude: -72.674177

Employer Name/Worksite Address	Graph	Count	Mean Wage	Median Wage	Lowest Wage	Highest Wage
CONNING & COMPANY, ONE FINANCIAL PLAZA, HARTFORD, CT (https://www.google.com/maps/place/ONE%20FINANCIAL%20PLAZA,HARTFORD,CT)	Graph	1	\$82,000.00	\$82,000.00	\$82,000.00	\$82,000.00
Totals	Graph	1	\$82,000.00	\$82,000.00	\$82,000.00	\$82,000.00

Employer Name/Worksite Address	Graph	Count	Mean Wage	Median Wage	Lowest Wage	Highest Wage
IBM CORPORATION, ONE FINANCIAL PLAZA, HARTFORD, NY (https://www.google.com/maps/place/ONE%20FINANCIAL%20PLAZA,HARTFORD,NY)	Graph	1	\$138,000.00	\$138,000.00	\$138,000.00	\$138,000.00
Totals	Graph	1	\$138,000.00	\$138,000.00	\$138,000.00	\$138,000.00

Latitude: 41.768634 Longitude: -72.673393

Employer Name/Worksite Address	Graph	Count	Mean Wage	Median Wage	Lowest Wage	Highest Wage
EXLSERVICE.COM, LLC, 20 CHURCH STREET, HARTFORD, NY (https://www.google.com/maps/place/20%20CHURCH%20STREET,HARTFORD,NY)	Graph	1	\$86,900.00	\$86,900.00	\$86,900.00	\$86,900.00
Totals	Graph	1	\$86,900.00	\$86,900.00	\$86,900.00	\$86,900.00

Latitude: 41.794858 Longitude: -74.751309

Employer Name/Worksite Address	Graph	Count	Mean Wage	Median Wage	Lowest Wage	Highest Wage
ISAAC GROUP, LLC, 170 LAKE STREET, LIBERTY, NY (https://www.google.com/maps/place/170%20LAKE%20STREET,LIBERTY,NY)	Graph	2	\$65,520.00	\$64,480.00	\$64,480.00	\$66,560.00
Totals	Graph	2	\$65,520.00	\$64,480.00	\$64,480.00	\$66,560.00

Latitude: 41.805316 Longitude: -73.562467

Employer Name/Worksite Address	Graph	Count	Mean Wage	Median Wage	Lowest Wage	Highest Wage
PRESRAY CORPORATION, 32 NELSON HILL ROAD, WASSAIC, NY (https://www.google.com/maps/place/32%20NELSON%20HILL%20ROAD,WASSAIC,NY)	Graph	1	\$65,000.00	\$65,000.00	\$65,000.00	\$65,000.00
Totals	Graph	1	\$65,000.00	\$65,000.00	\$65,000.00	\$65,000.00

Employer Name/Worksite Address	Graph	Count	Mean Wage	Median Wage	Lowest Wage	Highest Wage
PRESRAY CORPORATION, 32 NELSON HILL ROAD, WASSAIC, NY (https://www.google.com/maps/place/32%20NELSON%20HILL%20ROAD,WASSAIC,NY)	Graph	1	\$65,000.00	\$65,000.00	\$65,000.00	\$65,000.00
Totals	Graph	1	\$65,000.00	\$65,000.00	\$65,000.00	\$65,000.00

Latitude: 41.854248 Longitude: -73.872262

Employer Name/Worksite Address	Graph	Count	Mean Wage	Median Wage	Lowest Wage	Highest Wage
HOTELSAB, LLC, LOCUSTS-ON-HUDSON, STAATSBURG, NY (https://www.google.com/maps/place/LOCUSTS-ON-HUDSON,STAATSBURG,NY)	Graph	1	\$130,000.00	\$130,000.00	\$130,000.00	\$130,000.00

Employer Name/Worksite Address	Graph	Count	Mean Wage	Median Wage	Lowest Wage	Highest Wage
Totals	Graph	1	\$130,000.00	\$130,000.00	\$130,000.00	\$130,000.00

Latitude: 41.881886 Longitude: -87.633165

Employer Name/Employer Address	Graph	Count	Mean Wage	Median Wage	Lowest Wage	Highest Wage
BALYASNY ASSET MANAGEMENT, L.P., 181 WEST MADISON STREET, CHICAGO, IL (https://www.google.com/maps/place/181%20WEST%20MADISON%20STREET,CHICAGO,IL)	Graph	6	\$175,833.33	\$175,000.00	\$150,000.00	\$200,000.00
Totals	Graph	6	\$175,833.33	\$175,000.00	\$150,000.00	\$200,000.00

Employer Name/Worksite Address	Graph	Count	Mean Wage	Median Wage	Lowest Wage	Highest Wage
CORNERSTONE RESEARCH, INC., 181 WEST MADISON STREET, CHICAGO, NY (https://www.google.com/maps/place/181%20WEST%20MADISON%20STREET,CHICAGO,NY)	Graph	1	\$77,500.00	\$77,500.00	\$77,500.00	\$77,500.00
Totals	Graph	1	\$77,500.00	\$77,500.00	\$77,500.00	\$77,500.00

Latitude: 41.882071 Longitude: -87.637351

Employer Name/Worksite Address	Graph	Count	Mean Wage	Median Wage	Lowest Wage	Highest Wage
IBM CORPORATION, 1101 KITCHAWAN ROAD, YORKTOWN HEIGHTS, NY (https://www.google.com/maps/place/1101%20KITCHAWAN%20ROAD,YORKTOWN%20HEIGHTS,NY)	Graph	1	\$120,000.00	\$120,000.00	\$120,000.00	\$120,000.00
PRICEWATERHOUSECOOPERS LLP, ONE NORTH WACKER, CHICAGO, NY (https://www.google.com/maps/place/ONE%20NORTH%20WACKER,CHICAGO,NY)	Graph	1	\$115,000.00	\$115,000.00	\$115,000.00	\$115,000.00
Totals	Graph	2	\$117,500.00	\$115,000.00	\$115,000.00	\$120,000.00

Latitude: 41.935607 Longitude: -74.052766

Employer Name/Employer Address	Graph	Count	Mean Wage	Median Wage	Lowest Wage	Highest Wage
SOCIAL VANDALS.COM LLC, 148 RIVER VIEW, PORT EWEN, NY (https://www.google.com/maps/place/148%20RIVER%20VIEW,PORT%20EWEN,NY)	Graph	1	\$46,675.20	\$46,675.20	\$46,675.20	\$46,675.20
Totals	Graph	1	\$46,675.20	\$46,675.20	\$46,675.20	\$46,675.20

Employer Name/Worksite Address	Graph	Count	Mean Wage	Median Wage	Lowest Wage	Highest Wage
SOCIAL VANDALS.COM LLC, 148 RIVER VIEW, PORT EWEN, NY (https://www.google.com/maps/place/148%20RIVER%20VIEW,PORT%20EWEN,NY)	Graph	1	\$46,675.20	\$46,675.20	\$46,675.20	\$46,675.20
Totals	Graph	1	\$46,675.20	\$46,675.20	\$46,675.20	\$46,675.20

Latitude: 41.938838 Longitude: -73.996106

Employer Name/Employer Address	Graph	Count	Mean Wage	Median Wage	Lowest Wage	Highest Wage
JOHN BEAN TECHNOLOGIES CORPORATION, 134 FLATBUSH AVENUE, KINGSTON, NY (https://www.google.com/maps/place/134%20FLATBUSH%20AVENUE,KINGSTON,NY)	Graph	1	\$52,520.00	\$52,520.00	\$52,520.00	\$52,520.00
Totals	Graph	1	\$52,520.00	\$52,520.00	\$52,520.00	\$52,520.00

Employer Name/Worksite Address	Graph	Count	Mean Wage	Median Wage	Lowest Wage	Highest Wage
JOHN BEAN TECHNOLOGIES CORPORATION, 134 FLATBUSH AVENUE, KINGSTON, NY (https://www.google.com/maps/place/134%20FLATBUSH%20AVENUE,KINGSTON,NY)	Graph	1	\$52,520.00	\$52,520.00	\$52,520.00	\$52,520.00

Employer Name/Worksite Address	Graph	Count	Mean Wage	Median Wage	Lowest Wage	Highest Wage
Totals	Graph	1	\$52,520.00	\$52,520.00	\$52,520.00	\$52,520.00

Latitude: 41.946127 Longitude: -73.874872

Employer Name/Worksite Address	Graph	Count	Mean Wage	Median Wage	Lowest Wage	Highest Wage
MAESTRO SOCCER ACADEMY, LLC, 54 STONE CHURCH RD, STONE CHURCH FIELD, RHINEBECK, NY (https://www.google.com/maps/place/54%20STONE%20CHURCH%20RD,%20STONE%20CHURCH%20FIELD,RHINEBECK,NY)	Graph	2	\$28,932.80	\$28,932.80	\$28,932.80	\$28,932.80
Totals	Graph	2	\$28,932.80	\$28,932.80	\$28,932.80	\$28,932.80

Latitude: 42.009219 Longitude: -74.10749

Employer Name/Worksite Address	Graph	Count	Mean Wage	Median Wage	Lowest Wage	Highest Wage
DR. BRUCE JAY MILNER, DDS, 269 ROUTE 375, WEST HURLEY, NY (https://www.google.com/maps/place/269%20ROUTE%20375,WEST%20HURLEY,NY)	Graph	1	\$114,400.00	\$114,400.00	\$114,400.00	\$114,400.00
Totals	Graph	1	\$114,400.00	\$114,400.00	\$114,400.00	\$114,400.00

Employer Name/Worksite Address	Graph	Count	Mean Wage	Median Wage	Lowest Wage	Highest Wage
DR. BRUCE JAY MILNER, DDS, 269 ROUTE 375, WEST HURLEY, NY (https://www.google.com/maps/place/269%20ROUTE%20375,WEST%20HURLEY,NY)	Graph	1	\$114,400.00	\$114,400.00	\$114,400.00	\$114,400.00
Totals	Graph	1	\$114,400.00	\$114,400.00	\$114,400.00	\$114,400.00

Latitude: 42.024821 Longitude: -73.903641

Employer Name/Worksite Address	Graph	Count	Mean Wage	Median Wage	Lowest Wage	Highest Wage
BARD COLLEGE, 30 CAMPUS ROAD, ANNANDALE-ON-HUDSON, NY (https://www.google.com/maps/place/30%20CAMPUS%20ROAD,ANNANDALE-ON-HUDSON,NY)	Graph	5	\$75,834.40	\$72,000.00	\$61,440.00	\$109,290.00
Totals	Graph	5	\$75,834.40	\$72,000.00	\$61,440.00	\$109,290.00

Employer Name/Worksite Address	Graph	Count	Mean Wage	Median Wage	Lowest Wage	Highest Wage
BARD COLLEGE, 30 CAMPUS ROAD, ANNANDALE-ON-HUDSON, NY (https://www.google.com/maps/place/30%20CAMPUS%20ROAD,ANNANDALE-ON-HUDSON,NY)	Graph	1	\$109,290.00	\$109,290.00	\$109,290.00	\$109,290.00
Totals	Graph	1	\$109,290.00	\$109,290.00	\$109,290.00	\$109,290.00

Latitude: 42.029733 Longitude: -73.916099

Employer Name/Worksite Address	Graph	Count	Mean Wage	Median Wage	Lowest Wage	Highest Wage
BARD COLLEGE, BARD COLLEGE, ANNANDALE-ON-HUDSON, NY (https://www.google.com/maps/place/BARD%20COLLEGE,ANNANDALE-ON-HUDSON,NY)	Graph	3	\$69,363.00	\$72,000.00	\$61,440.00	\$74,649.00
Totals	Graph	3	\$69,363.00	\$72,000.00	\$61,440.00	\$74,649.00

Latitude: 42.039024 Longitude: -75.810632

Employer Name/Worksite Address	Graph	Count	Mean Wage	Median Wage	Lowest Wage	Highest Wage
--------------------------------	-------	-------	-----------	-------------	-------------	--------------

Employer Name/Employer Address	Graph	Count	Mean Wage	Median Wage	Lowest Wage	Highest Wage
UNIVERSAL INSTRUMENTS CORPORATION, 33 BROOME CORPORATE PARKWAY, CONKLIN, NY (https://www.google.com/maps/place/33%20BROOME%20CORPORATE%20PARKWAY,CONKLIN,NY)	Graph	14	\$65,875.00	\$61,500.00	\$55,000.00	\$121,500.00
Totals	Graph	14	\$65,875.00	\$61,500.00	\$55,000.00	\$121,500.00

Employer Name/Worksite Address	Graph	Count	Mean Wage	Median Wage	Lowest Wage	Highest Wage
UNIVERSAL INSTRUMENTS CORPORATION, 33 BROOME CORPORATE PARKWAY,, CONKLIN, NY (https://www.google.com/maps/place/33%20BROOME%20CORPORATE%20PARKWAY,,CONKLIN,NY)	Graph	1	\$121,500.00	\$121,500.00	\$121,500.00	\$121,500.00
UNIVERSAL INSTRUMENTS CORPORATION, 33 BROOME CORPORATE PARKWAY, CONKLIN, NY (https://www.google.com/maps/place/33%20BROOME%20CORPORATE%20PARKWAY,CONKLIN,NY)	Graph	13	\$61,596.15	\$61,500.00	\$55,000.00	\$65,000.00
Totals	Graph	14	\$65,875.00	\$61,500.00	\$55,000.00	\$121,500.00

Latitude: 42.040127 Longitude: -75.811609

Employer Name/Worksite Address	Graph	Count	Mean Wage	Median Wage	Lowest Wage	Highest Wage
ERNST & YOUNG U.S. LLP, 101 BROOME CORPORATE PKWY, CONKLIN, NY (https://www.google.com/maps/place/101%20BROOME%20CORPORATE%20PKWY,CONKLIN,NY)	Graph	1	\$79,200.00	\$79,200.00	\$79,200.00	\$79,200.00
Totals	Graph	1	\$79,200.00	\$79,200.00	\$79,200.00	\$79,200.00

Latitude: 42.047981 Longitude: -72.571813

Employer Name/Worksite Address	Graph	Count	Mean Wage	Median Wage	Lowest Wage	Highest Wage
SAK STRUCTURES, LLC, 35-11 36TH STREET, ASTORIA, NY (https://www.google.com/maps/place/35-11%2036TH%20STREET,ASTORIA,NY)	Graph	1	\$38,896.00	\$38,896.00	\$38,896.00	\$38,896.00
Totals	Graph	1	\$38,896.00	\$38,896.00	\$38,896.00	\$38,896.00

Latitude: 42.052854 Longitude: -77.415863

Employer Name/Worksite Address	Graph	Count	Mean Wage	Median Wage	Lowest Wage	Highest Wage
DOMINION ENERGY TRANSMISSION, INC., 974 COUNTY ROUTE 99, WOODHULL, NY (https://www.google.com/maps/place/974%20COUNTY%20ROUTE%2099,WOODHULL,NY)	Graph	1	\$103,111.32	\$103,111.32	\$103,111.32	\$103,111.32
Totals	Graph	1	\$103,111.32	\$103,111.32	\$103,111.32	\$103,111.32

Latitude: 42.062564 Longitude: -72.62584

Employer Name/Employer Address	Graph	Count	Mean Wage	Median Wage	Lowest Wage	Highest Wage
MG ENGINEERING D.P.C., 116 W. 32ND STREET, NEW YORK CITY, NY (https://www.google.com/maps/place/116%20W.%2032ND%20STREET,NEW%20YORK%20CITY,NY)	Graph	1	\$56,000.00	\$56,000.00	\$56,000.00	\$56,000.00
Totals	Graph	1	\$56,000.00	\$56,000.00	\$56,000.00	\$56,000.00

Employer Name/Worksite Address	Graph	Count	Mean Wage	Median Wage	Lowest Wage	Highest Wage
SUMAS CORPORATION, 270 MADISON AVENUE, SUITE #1805, NEW YORK, NY (https://www.google.com/maps/place/270%20MADISON%20AVENUE,%20SUITE%20#1805,NEW%20YORK,NY)	Graph	1	\$60,000.00	\$60,000.00	\$60,000.00	\$60,000.00
Totals	Graph	1	\$60,000.00	\$60,000.00	\$60,000.00	\$60,000.00

Latitude: 42.073118 Longitude: -78.3888

Employer Name/Worksite Address	Graph	Count	Mean Wage	Median Wage	Lowest Wage	Highest Wage
SOFTCOM SYSTEMS INC., 500 PAUL CLARK DR, OLEAN, NY (https://www.google.com/maps/place/500%20PAUL%20CLARK%20DR,OLEAN,NY)	Graph	3	\$72,333.33	\$75,000.00	\$67,000.00	\$75,000.00
DRESSER- RAND COMPANY, 500 PAUL CLARK DR., OLEAN, NY (https://www.google.com/maps/place/500%20PAUL%20CLARK%20DR.,OLEAN,NY)	Graph	5	\$81,066.00	\$81,432.00	\$67,101.00	\$96,866.00
DRESSER-RAND COMPANY, 500 PAUL CLARK DRIVE, OLEAN, NY (https://www.google.com/maps/place/500%20PAUL%20CLARK%20DRIVE,OLEAN,NY)	Graph	6	\$70,453.20	\$60,000.00	\$54,226.00	\$96,871.42
Totals	Graph	14	\$74,646.37	\$67,101.00	\$54,226.00	\$96,871.42

Latitude: 42.073443 Longitude: -78.413868

Employer Name/Worksite Address	Graph	Count	Mean Wage	Median Wage	Lowest Wage	Highest Wage
UNIVERSITY UROLOGY, INC., OLEAN MEDICAL GROUP, OLEAN, NY (https://www.google.com/maps/place/OLEAN%20MEDICAL%20GROUP,OLEAN,NY)	Graph	1	\$429,790.40	\$429,790.40	\$429,790.40	\$429,790.40
Totals	Graph	1	\$429,790.40	\$429,790.40	\$429,790.40	\$429,790.40

Latitude: 42.075512 Longitude: -76.796827

Employer Name/Worksite Address	Graph	Count	Mean Wage	Median Wage	Lowest Wage	Highest Wage
F. M. HOWELL & COMPANY, 100 EAST MILLER STREET, ELMIRA, NY (https://www.google.com/maps/place/100%20EAST%20MILLER%20STREET,ELMIRA,NY)	Graph	1	\$72,509.00	\$72,509.00	\$72,509.00	\$72,509.00
Totals	Graph	1	\$72,509.00	\$72,509.00	\$72,509.00	\$72,509.00

Latitude: 42.076973 Longitude: -77.937088

Employer Name/Worksite Address	Graph	Count	Mean Wage	Median Wage	Lowest Wage	Highest Wage
UNIVERSITY OF ROCHESTER, WELLSVILLE CARDIOLOGY, JONES MEMORIAL HOSPITAL, WELLSVILLE, NY (https://www.google.com/maps/place/WELLSVILLE%20CARDIOLOGY,%20JONES%20MEMORIAL%20HOSPITAL,WELLSVILLE,NY)	Graph	1	\$85,000.00	\$85,000.00	\$85,000.00	\$85,000.00
Totals	Graph	1	\$85,000.00	\$85,000.00	\$85,000.00	\$85,000.00

Latitude: 42.077104 Longitude: -78.460089

Employer Name/Worksite Address	Graph	Count	Mean Wage	Median Wage	Lowest Wage	Highest Wage
OLEAN GENERAL HOSPITAL, 2626 WEST STATE STREET, OLEAN, NY (https://www.google.com/maps/place/2626%20WEST%20STATE%20STREET,OLEAN,NY)	Graph	2	\$209,522.50	\$209,045.00	\$209,045.00	\$210,000.00
Totals	Graph	2	\$209,522.50	\$209,045.00	\$209,045.00	\$210,000.00

Latitude: 42.078978 Longitude: -79.36266

Employer Name/Worksite Address	Graph	Count	Mean Wage	Median Wage	Lowest Wage	Highest Wage
CUMMINS INC., 4720 BAKER ST, LAKEWOOD, NY (https://www.google.com/maps/place/4720%20BAKER%20ST,LAKEWOOD,NY)	Graph	2	\$64,667.00	\$64,667.00	\$64,667.00	\$64,667.00
CUMMINS INC., 4720 BAKER STREET, LAKEWOOD, NY (https://www.google.com/maps/place/4720%20BAKER%20STREET,LAKEWOOD,NY)	Graph	4	\$83,600.00	\$83,600.00	\$83,600.00	\$83,600.00
Totals	Graph	6	\$77,289.00	\$83,600.00	\$64,667.00	\$83,600.00

Latitude: 42.079767 Longitude: -79.329243

Employer Name/Worksite Address	Graph	Count	Mean Wage	Median Wage	Lowest Wage	Highest Wage
CUMMINS INC., 4720 BAKER ST EXT, LAKEWOOD, NY (https://www.google.com/maps/place/4720%20BAKER%20ST%20EXT,LAKEWOOD,NY)	Graph	1	\$60,965.00	\$60,965.00	\$60,965.00	\$60,965.00
CUMMINS INC., 4720 W BAKER ST EXTENSION, LAKEWOOD, NY (https://www.google.com/maps/place/4720%20W%20BAKER%20ST%20EXTENSION,LAKEWOOD,NY)	Graph	1	\$54,800.00	\$54,800.00	\$54,800.00	\$54,800.00
CUMMINS INC., 4720 BAKER STREET EXTENSION, LAKEWOOD, NY (https://www.google.com/maps/place/4720%20BAKER%20STREET%20EXTENSION,LAKEWOOD,NY)	Graph	8	\$62,096.50	\$54,800.00	\$54,226.00	\$75,712.00
Totals	Graph	10	\$61,253.70	\$54,800.00	\$54,226.00	\$75,712.00

Latitude: 42.083563 Longitude: -78.440048

Employer Name/Worksite Address	Graph	Count	Mean Wage	Median Wage	Lowest Wage	Highest Wage
OLEAN GENERAL HOSPITAL, 401 N 8TH STREET, OLEAN, NY (https://www.google.com/maps/place/401%20N%208TH%20STREET,OLEAN,NY)	Graph	1	\$233,404.00	\$233,404.00	\$233,404.00	\$233,404.00
Totals	Graph	1	\$233,404.00	\$233,404.00	\$233,404.00	\$233,404.00

Latitude: 42.083563 Longitude: -78.439916

Employer Name/Worksite Address	Graph	Count	Mean Wage	Median Wage	Lowest Wage	Highest Wage
VALSATECH CORP, 408 N. 8TH STREET, OLEAN, NY (https://www.google.com/maps/place/408%20N.%208TH%20STREET,OLEAN,NY)	Graph	1	\$70,000.00	\$70,000.00	\$70,000.00	\$70,000.00
Totals	Graph	1	\$70,000.00	\$70,000.00	\$70,000.00	\$70,000.00

Latitude: 42.084028 Longitude: -79.196791

Employer Name/Worksite Address	Graph	Count	Mean Wage	Median Wage	Lowest Wage	Highest Wage
LIBERA INC., 1509 BUFFALO STREET EXT., JAMESTOWN, NY (https://www.google.com/maps/place/1509%20BUFFALO%20STREET%20EXT.,JAMESTOWN,NY)	Graph	3	\$67,990.00	\$67,990.00	\$67,990.00	\$67,990.00
Totals	Graph	3	\$67,990.00	\$67,990.00	\$67,990.00	\$67,990.00

Employer Name/Worksite Address	Graph	Count	Mean Wage	Median Wage	Lowest Wage	Highest Wage
LIBERA INC., 1509 BUFFALO STREET EXT., JAMESTOWN, NY (https://www.google.com/maps/place/1509%20BUFFALO%20STREET%20EXT.,JAMESTOWN,NY)	Graph	3	\$67,990.00	\$67,990.00	\$67,990.00	\$67,990.00
Totals	Graph	3	\$67,990.00	\$67,990.00	\$67,990.00	\$67,990.00

Latitude: 42.085128 Longitude: -76.094685

Employer Name/Worksite Address	Graph	Count	Mean Wage	Median Wage	Lowest Wage	Highest Wage
G B INTERNATIONAL TRADING CO. LTD, 408 AIRPORT ROAD, ENDICOTT, NY (https://www.google.com/maps/place/408%20AIRPORT%20ROAD,ENDICOTT,NY)	Graph	1	\$44,387.20	\$44,387.20	\$44,387.20	\$44,387.20
Totals	Graph	1	\$44,387.20	\$44,387.20	\$44,387.20	\$44,387.20

Employer Name/Worksite Address	Graph	Count	Mean Wage	Median Wage	Lowest Wage	Highest Wage
G B INTERNATIONAL TRADING CO. LTD, 408 AIRPORT ROAD, ENDICOTT, NY (https://www.google.com/maps/place/408%20AIRPORT%20ROAD,ENDICOTT,NY)	Graph	1	\$44,387.20	\$44,387.20	\$44,387.20	\$44,387.20
Totals	Graph	1	\$44,387.20	\$44,387.20	\$44,387.20	\$44,387.20

Latitude: 42.086859 Longitude: -75.913782

Employer Name/Employer Address	Graph	Count	Mean Wage	Median Wage	Lowest Wage	Highest Wage
UNITED HEALTH SERVICES HOSPITALS, INC., 10-42 MITCHELL AVENUE, BINGHAMTON, NY (https://www.google.com/maps/place/10-42%20MITCHELL%20AVENUE,BINGHAMTON,NY)	Graph	1	\$220,000.00	\$220,000.00	\$220,000.00	\$220,000.00
Totals	Graph	1	\$220,000.00	\$220,000.00	\$220,000.00	\$220,000.00

Employer Name/Worksite Address	Graph	Count	Mean Wage	Median Wage	Lowest Wage	Highest Wage
UNITED HEALTH SERVICES HOSPITALS INC, 10-42 MITCHELL AVENUE, BINGHAMTON, NY (https://www.google.com/maps/place/10-42%20MITCHELL%20AVENUE,BINGHAMTON,NY)	Graph	2	\$215,000.00	\$215,000.00	\$215,000.00	\$215,000.00
Totals	Graph	2	\$215,000.00	\$215,000.00	\$215,000.00	\$215,000.00

Latitude: 42.087346 Longitude: -75.999647

Employer Name/Worksite Address	Graph	Count	Mean Wage	Median Wage	Lowest Wage	Highest Wage
IBM CORPORATION, 3112 CORTLAND DR, VESTAL, NY (https://www.google.com/maps/place/3112%20CORTLAND%20DR,VESTAL,NY)	Graph	1	\$75,878.00	\$75,878.00	\$75,878.00	\$75,878.00
Totals	Graph	1	\$75,878.00	\$75,878.00	\$75,878.00	\$75,878.00

Latitude: 42.088824 Longitude: -75.968883

Employer Name/Employer Address	Graph	Count	Mean Wage	Median Wage	Lowest Wage	Highest Wage
STATE UNIVERSITY OF NEW YORK AT BINGHAMTON, 4400 VESTAL PARKWAY EAST, P.O. BOX 6000, BINGHAMTON, NY (https://www.google.com/maps/place/4400%20%20VESTAL%20PARKWAY%20EAST,%20P.O.%20BOX%206000,BINGHAMTON,NY)	Graph	1	\$50,000.00	\$50,000.00	\$50,000.00	\$50,000.00
Totals	Graph	1	\$50,000.00	\$50,000.00	\$50,000.00	\$50,000.00

Employer Name/Worksite Address	Graph	Count	Mean Wage	Median Wage	Lowest Wage	Highest Wage
DELOITTE CONSULTING LLP, 18 LINK DRIVE, BINGHAMTON, NY (https://www.google.com/maps/place/18%20LINK%20DRIVE,BINGHAMTON,NY)	Graph	15	\$128,000.00	\$128,000.00	\$128,000.00	\$128,000.00
Totals	Graph	15	\$128,000.00	\$128,000.00	\$128,000.00	\$128,000.00

Latitude: 42.089804 Longitude: -78.42689

Employer Name/Employer Address	Graph	Count	Mean Wage	Median Wage	Lowest Wage	Highest Wage
OLEAN GENERAL HOSPITAL, 515 MAIN STREET, OLEAN, NY (https://www.google.com/maps/place/515%20MAIN%20STREET,OLEAN,NY)	Graph	4	\$215,612.25	\$210,000.00	\$209,045.00	\$233,404.00
Totals	Graph	4	\$215,612.25	\$210,000.00	\$209,045.00	\$233,404.00

Employer Name/Worksite Address	Graph	Count	Mean Wage	Median Wage	Lowest Wage	Highest Wage
APOGEE MEDICAL GROUP, NEW YORK, PC, 515 MAIN STREET, OLEAN, NY (https://www.google.com/maps/place/515%20MAIN%20STREET,OLEAN,NY)	Graph	9	\$262,481.42	\$261,206.40	\$210,000.00	\$300,000.00
Totals	Graph	9	\$262,481.42	\$261,206.40	\$210,000.00	\$300,000.00

Latitude: 42.089999 Longitude: -78.426803

Employer Name/Employer Address	Graph	Count	Mean Wage	Median Wage	Lowest Wage	Highest Wage
OLEAN MEDICAL GROUP LLP, 535 MAIN STREET, OLEAN, NY (https://www.google.com/maps/place/535%20MAIN%20STREET,OLEAN,NY)	Graph	2	\$180,000.00	\$180,000.00	\$180,000.00	\$180,000.00

Employer Name/Employer Address	Graph	Count	Mean Wage	Median Wage	Lowest Wage	Highest Wage
Totals	Graph	2	\$180,000.00	\$180,000.00	\$180,000.00	\$180,000.00

Employer Name/Worksite Address	Graph	Count	Mean Wage	Median Wage	Lowest Wage	Highest Wage
OLEAN MEDICAL GROUP LLP, 535 MAIN STREET, OLEAN, NY (https://www.google.com/maps/place/535%20MAIN%20STREET,OLEAN,NY)	Graph	1	\$180,000.00	\$180,000.00	\$180,000.00	\$180,000.00
Totals	Graph	1	\$180,000.00	\$180,000.00	\$180,000.00	\$180,000.00

Latitude: 42.091528 Longitude: -79.232969

Employer Name/Worksite Address	Graph	Count	Mean Wage	Median Wage	Lowest Wage	Highest Wage
WCA HOSPITAL, 207 FOOTE AVE., JAMESTOWN, NY (https://www.google.com/maps/place/207%20FOOTE%20AVE.,JAMESTOWN,NY)	Graph	1	\$214,510.40	\$214,510.40	\$214,510.40	\$214,510.40
Totals	Graph	1	\$214,510.40	\$214,510.40	\$214,510.40	\$214,510.40

Latitude: 42.091581 Longitude: -72.59196

Employer Name/Worksite Address	Graph	Count	Mean Wage	Median Wage	Lowest Wage	Highest Wage
URBAN COMPASS, INC., 90 FIFTH AVENUE, NEW YORK, NY (https://www.google.com/maps/place/90%20FIFTH%20AVENUE,NEW%20YORK,NY)	Graph	1	\$102,586.00	\$102,586.00	\$102,586.00	\$102,586.00
Totals	Graph	1	\$102,586.00	\$102,586.00	\$102,586.00	\$102,586.00

Latitude: 42.091658 Longitude: -79.236857

Employer Name/Employer Address	Graph	Count	Mean Wage	Median Wage	Lowest Wage	Highest Wage
GREAT LAKES PHYSICIAN PRACTICE, P.C., 15 SOUTH MAIN STREET, JAMESTOWN, NY (https://www.google.com/maps/place/15%20SOUTH%20MAIN%20STREET,JAMESTOWN,NY)	Graph	5	\$216,000.00	\$200,000.00	\$200,000.00	\$240,000.00
Totals	Graph	5	\$216,000.00	\$200,000.00	\$200,000.00	\$240,000.00

Employer Name/Worksite Address	Graph	Count	Mean Wage	Median Wage	Lowest Wage	Hi V
GREAT LAKES PHYSICIAN PRACTICE, P.C., 15 SOUTH MAIN STREET, JAMESTOWN, NY (https://www.google.com/maps/place/15%20SOUTH%20MAIN%20STREET,JAMESTOWN,NY)	Graph	1	\$240,000.00	\$240,000.00	\$240,000.00	\$240,000.00
GREAT LAKES PHYSICIAN PRACTICE, P.C., 15 SOUTH MAIN STREET, SUITE 150, JAMESTOWN, NY (https://www.google.com/maps/place/15%20SOUTH%20MAIN%20STREET,%20SUITE%20150,JAMESTOWN,NY)	Graph	1	\$240,000.00	\$240,000.00	\$240,000.00	\$240,000.00
Totals	Graph	2	\$240,000.00	\$240,000.00	\$240,000.00	\$240,000.00

Latitude: 42.092761 Longitude: -75.950866

Employer Name/Employer Address	Graph	Count	Mean Wage	Median Wage	Lowest Wage	Highest Wage
COLUMBIAN MUTUAL LIFE INSURANCE CO., 4704 VESTAL PARKWAY EAST, VESTAL, NY (https://www.google.com/maps/place/4704%20VESTAL%20PARKWAY%20EAST,VESTAL,NY)	Graph	1	\$160,000.00	\$160,000.00	\$160,000.00	\$160,000.00
Totals	Graph	1	\$160,000.00	\$160,000.00	\$160,000.00	\$160,000.00

Employer Name/Worksite Address	Graph	Count	Mean Wage	Median Wage	Lowest Wage	Highest Wage
COLUMBIAN MUTUAL LIFE INSURANCE CO., 4704 VESTAL PARKWAY EAST, VESTAL, NY (https://www.google.com/maps/place/4704%20VESTAL%20PARKWAY%20EAST,VESTAL,NY)	Graph	1	\$160,000.00	\$160,000.00	\$160,000.00	\$160,000.00

Employer Name/Worksite Address	Graph	Count	Mean Wage	Median Wage	Lowest Wage	Highest Wage
Totals	Graph	1	\$160,000.00	\$160,000.00	\$160,000.00	\$160,000.00

Latitude: 42.09368 Longitude: -75.937783

Employer Name/Worksite Address	Graph	Count	Mean Wage	Median Wage	Lowest Wage	Highest Wage
OUR LADY OF LOURDES MEMORIAL HOSPITAL, INC., 169 RIVERSIDE DRIVE, BINGHAMTON, NY (https://www.google.com/maps/place/169%20RIVERSIDE%20DRIVE,BINGHAMTON,NY)	Graph	4	\$182,500.00	\$170,000.00	\$165,000.00	\$220,000.00
Totals	Graph	4	\$182,500.00	\$170,000.00	\$165,000.00	\$220,000.00

Employer Name/Worksite Address	Graph	Count	Mean Wage	Median Wage	Lowest Wage	Highest Wage
OUR LADY OF LOURDES MEMORIAL HOSPITAL, INC., 161 RIVERSIDE DR., BINGHAMTON, NY (https://www.google.com/maps/place/161%20RIVERSIDE%20DR.,BINGHAMTON,NY)	Graph	1	\$175,000.00	\$175,000.00	\$175,000.00	\$175,000.00
OUR LADY OF LOURDES MEMORIAL HOSPITAL, INC., 161 RIVERSIDE DRIVE, BINGHAMTON, NY (https://www.google.com/maps/place/161%20RIVERSIDE%20DRIVE,BINGHAMTON,NY)	Graph	1	\$165,000.00	\$165,000.00	\$165,000.00	\$165,000.00
OUR LADY OF LOURDES MEMORIAL HOSPITAL, INC., 169 RIVERSIDE DR., BINGHAMTON, NY (https://www.google.com/maps/place/169%20RIVERSIDE%20DR.,BINGHAMTON,NY)	Graph	1	\$220,000.00	\$220,000.00	\$220,000.00	\$220,000.00
Totals	Graph	3	\$186,666.67	\$175,000.00	\$165,000.00	\$220,000.00

Latitude: 42.093832 Longitude: -78.490222

Employer Name/Worksite Address	Graph	Count	Mean Wage	Median Wage	Lowest Wage	Highest Wage
GRANDISON MANAGEMENT, INC., 2178 NORTH 5TH STREET, ALLEGANY, NY (https://www.google.com/maps/place/2178%20NORTH%205TH%20STREET,ALLEGANY,NY)	Graph	10	\$52,686.40	\$52,686.40	\$52,686.40	\$52,686.40
Totals	Graph	10	\$52,686.40	\$52,686.40	\$52,686.40	\$52,686.40

Latitude: 42.09454 Longitude: -76.011956

Employer Name/Worksite Address	Graph	Count	Mean Wage	Median Wage	Lowest Wage	Highest Wage
NATIONAL VISION INC., 2421 VESTAL PARKWAY E, VESTAL, NY (https://www.google.com/maps/place/2421%20VESTAL%20PARKWAY%20E,VESTAL,NY)	Graph	1	\$135,000.00	\$135,000.00	\$135,000.00	\$135,000.00
Totals	Graph	1	\$135,000.00	\$135,000.00	\$135,000.00	\$135,000.00

Latitude: 42.095481 Longitude: -75.962088

Employer Name/Worksite Address	Graph	Count	Mean Wage	Median Wage	Lowest Wage	Highest Wage
THE RESEARCH FOUNDATION FOR THE STATE UNIVERSITY OF NEW YORK, 85 MURRAY HILL ROAD, BINGHAMTON, NY (https://www.google.com/maps/place/85%20MURRAY%20HILL%20ROAD,BINGHAMTON,NY)	Graph	1	\$43,692.00	\$43,692.00	\$43,692.00	\$43,692.00
Totals	Graph	1	\$43,692.00	\$43,692.00	\$43,692.00	\$43,692.00

Latitude: 42.095638 Longitude: -75.965108

Employer Name/Worksite Address	Graph	Count	Mean Wage	Median Wage	Lowest Wage	Highest Wage
STATE UNIVERSITY OF NEW YORK AT BINGHAMTON, 4400 VESTAL PARKWAY, BINGHAMTON, NY (https://www.google.com/maps/place/4400%20VESTAL%20PARKWAY,BINGHAMTON,NY)	Graph	1	\$160,000.00	\$160,000.00	\$160,000.00	\$160,000.00

Employer Name/Worksite Address	Graph	Count	Mean Wage	Median Wage	Lowest Wage	Highest Wage
STATE UNIVERSITY OF NEW YORK AT BINGHAMTON, 4400 VESTAL PARKWAY EAST, BINGHAMTON, NY (https://www.google.com/maps/place/4400%20VESTAL%20PARKWAY%20EAST,BINGHAMTON,NY)	Graph	28	\$71,528.05	\$69,326.40	\$40,220.00	\$120,000.00
Totals	Graph	29	\$74,578.81	\$71,000.00	\$40,220.00	\$160,000.00

Latitude: 42.095754 Longitude: -75.968374

Employer Name/Worksite Address	Graph	Count	Mean Wage	Median Wage	Lowest Wage	Highest Wage
STATE UNIVERSITY OF NEW YORK AT BINGHAMTON, 4400 VESTAL PARKWAY EAST, BINGHAMTON, NY (https://www.google.com/maps/place/4400%20VESTAL%20PARKWAY%20EAST,BINGHAMTON,NY)	Graph	4	\$60,676.50	\$50,000.00	\$47,476.00	\$85,000.00
Totals	Graph	4	\$60,676.50	\$50,000.00	\$47,476.00	\$85,000.00

Latitude: 42.096813 Longitude: -79.237623

Employer Name/Employer Address	Graph	Count	Mean Wage	Median Wage	Lowest Wage	Highest Wage
WCA HOSPITAL, 207 FOOTE AVENUE, JAMESTOWN, NY (https://www.google.com/maps/place/207%20FOOTE%20AVENUE,JAMESTOWN,NY)	Graph	5	\$206,802.08	\$205,000.00	\$200,000.00	\$214,510.40
Totals	Graph	5	\$206,802.08	\$205,000.00	\$200,000.00	\$214,510.40

Employer Name/Worksite Address	Graph	Count	Mean Wage	Median Wage	Lowest Wage	Highest Wage
WCA HOSPITAL, 207 FOOTE AVENUE, JAMESTOWN, NY (https://www.google.com/maps/place/207%20FOOTE%20AVENUE,JAMESTOWN,NY)	Graph	4	\$204,875.00	\$200,000.00	\$200,000.00	\$214,500.00
Totals	Graph	4	\$204,875.00	\$200,000.00	\$200,000.00	\$214,500.00

Latitude: 42.099293 Longitude: -76.271179

Employer Name/Worksite Address	Graph	Count	Mean Wage	Median Wage	Lowest Wage	Highest Wage
UNITED HEALTH SERVICES HOSPITALS INC, 42 W. MAIN STREET, OWEGO, NY (https://www.google.com/maps/place/42%20W.%20MAIN%20STREET,OWEGO,NY)	Graph	2	\$225,000.00	\$225,000.00	\$225,000.00	\$225,000.00
Totals	Graph	2	\$225,000.00	\$225,000.00	\$225,000.00	\$225,000.00

Latitude: 42.102377 Longitude: -75.827307

Employer Name/Employer Address	Graph	Count	Mean Wage	Median Wage	Lowest Wage	Highest Wage
MODERN MARKETING CONCEPTS, INC., 29 INDUSTRIAL PARK DRIVE, BINGHAMTON, NY (https://www.google.com/maps/place/29%20INDUSTRIAL%20PARK%20DRIVE,BINGHAMTON,NY)	Graph	1	\$65,000.00	\$65,000.00	\$65,000.00	\$65,000.00
Totals	Graph	1	\$65,000.00	\$65,000.00	\$65,000.00	\$65,000.00

Employer Name/Worksite Address	Graph	Count	Mean Wage	Median Wage	Lowest Wage	Highest Wage
MODERN MARKETING CONCEPTS, INC., 29 INDUSTRIAL PARK DRIVE, BINGHAMTON, NY (https://www.google.com/maps/place/29%20INDUSTRIAL%20PARK%20DRIVE,BINGHAMTON,NY)	Graph	1	\$65,000.00	\$65,000.00	\$65,000.00	\$65,000.00
Totals	Graph	1	\$65,000.00	\$65,000.00	\$65,000.00	\$65,000.00

Latitude: 42.102658 Longitude: -76.043056

Employer Name/Worksite Address	Graph	Count	Mean Wage	Median Wage	Lowest Wage	Highest Wage
LALOR DENTAL LLC, 1700 MONROE STREET, ENDICOTT, NY (https://www.google.com/maps/place/1700%20MONROE%20STREET,ENDICOTT,NY)	Graph	2	\$632,320.00	\$632,320.00	\$632,320.00	\$632,320.00
Totals	Graph	2	\$632,320.00	\$632,320.00	\$632,320.00	\$632,320.00

Latitude: 42.104909 Longitude: -76.047778

Employer Name/Worksite Address	Graph	Count	Mean Wage	Median Wage	Lowest Wage	Highest Wage
IBM INDIA PRIVATE LIMITED, 1701 NORTH STREET, ENDICOTT, NY (https://www.google.com/maps/place/1701%20NORTH%20STREET,ENDICOTT,NY)	Graph	1	\$73,625.00	\$73,625.00	\$73,625.00	\$73,625.00
Totals	Graph	1	\$73,625.00	\$73,625.00	\$73,625.00	\$73,625.00

Latitude: 42.10556 Longitude: -75.922332

Employer Name/Worksite Address	Graph	Count	Mean Wage	Median Wage	Lowest Wage	Highest Wage
UNITED HEALTH SERVICES HOSPITALS INC, 142 CLINTON STREET, BINGHAMTON, NY (https://www.google.com/maps/place/142%20CLINTON%20STREET,BINGHAMTON,NY)	Graph	1	\$215,000.00	\$215,000.00	\$215,000.00	\$215,000.00
Totals	Graph	1	\$215,000.00	\$215,000.00	\$215,000.00	\$215,000.00

Latitude: 42.105919 Longitude: -76.248363

Employer Name/Worksite Address	Graph	Count	Mean Wage	Median Wage	Lowest Wage	Highest Wage
GRANDISON MANAGEMENT, INC., 510 FIFTH AVENUE, OWEGO, NY (https://www.google.com/maps/place/510%20FIFTH%20AVENUE,OWEGO,NY)	Graph	10	\$56,305.60	\$56,305.60	\$56,305.60	\$56,305.60
Totals	Graph	10	\$56,305.60	\$56,305.60	\$56,305.60	\$56,305.60

Latitude: 42.106316 Longitude: -72.597668

Employer Name/Worksite Address	Graph	Count	Mean Wage	Median Wage	Lowest Wage	Highest Wage
MPHASIS CORPORATION, 460 PARK AVENUE SOUTH, NEW YORK, NY (https://www.google.com/maps/place/460%20PARK%20AVENUE%20SOUTH,NEW%20YORK,NY)	Graph	25	\$110,718.00	\$110,718.00	\$110,718.00	\$110,718.00
Totals	Graph	25	\$110,718.00	\$110,718.00	\$110,718.00	\$110,718.00

Latitude: 42.107269 Longitude: -75.914816

Employer Name/Worksite Address	Graph	Count	Mean Wage	Median Wage	Lowest Wage	Highest Wage
OUR LADY OF LOURDES MEMORIAL HOSPITAL, INC., 219 FRONT STREET, BINGHAMTON, NY (https://www.google.com/maps/place/219%20FRONT%20STREET,BINGHAMTON,NY)	Graph	1	\$170,000.00	\$170,000.00	\$170,000.00	\$170,000.00
Totals	Graph	1	\$170,000.00	\$170,000.00	\$170,000.00	\$170,000.00

Latitude: 42.108599 Longitude: -79.209808

Employer Name/Employer Address	Graph	Count	Mean Wage	Median Wage	Lowest Wage	Highest Wage
ARTONE, LLC, 1089 ALLEN STREET, JAMESTOWN, NY (https://www.google.com/maps/place/1089%20ALLEN%20STREET,JAMESTOWN,NY)	Graph	1	\$60,000.00	\$60,000.00	\$60,000.00	\$60,000.00
Totals	Graph	1	\$60,000.00	\$60,000.00	\$60,000.00	\$60,000.00

Employer Name/Worksite Address	Graph	Count	Mean Wage	Median Wage	Lowest Wage	Highest Wage
ARTONE, LLC, 1089 ALLEN STREET, JAMESTOWN, NY (https://www.google.com/maps/place/1089%20ALLEN%20STREET,JAMESTOWN,NY)	Graph	1	\$60,000.00	\$60,000.00	\$60,000.00	\$60,000.00
Totals	Graph	1	\$60,000.00	\$60,000.00	\$60,000.00	\$60,000.00

Latitude: 42.108978 Longitude: -76.035311

Employer Name/Worksite Address	Graph	Count	Mean Wage	Median Wage	Lowest Wage	Highest Wage
ENDICOTT RESEARCH GROUP, INC., 2601 WAYNE STREET, ENDICOTT, NY (https://www.google.com/maps/place/2601%20WAYNE%20STREET,ENDICOTT,NY)	Graph	1	\$58,656.00	\$58,656.00	\$58,656.00	\$58,656.00
Totals	Graph	1	\$58,656.00	\$58,656.00	\$58,656.00	\$58,656.00

Employer Name/Worksite Address	Graph	Count	Mean Wage	Median Wage	Lowest Wage	Highest Wage
ENDICOTT RESEARCH GROUP, INC., 2601 WAYNE STREET, ENDICOTT, NY (https://www.google.com/maps/place/2601%20WAYNE%20STREET,ENDICOTT,NY)	Graph	1	\$58,656.00	\$58,656.00	\$58,656.00	\$58,656.00
Totals	Graph	1	\$58,656.00	\$58,656.00	\$58,656.00	\$58,656.00

Latitude: 42.110396 Longitude: -77.156431

Employer Name/Worksite Address	Graph	Count	Mean Wage	Median Wage	Lowest Wage	Highest Wage
ADVANTECS GROUP, INC, 905 ADDISON ROAD, PAINTED POST, NY (https://www.google.com/maps/place/905%20ADDISON%20ROAD,PAINTED%20POST,NY)	Graph	1	\$60,000.00	\$60,000.00	\$60,000.00	\$60,000.00
Totals	Graph	1	\$60,000.00	\$60,000.00	\$60,000.00	\$60,000.00

Latitude: 42.110965 Longitude: -77.166602






Employer Name/Worksite Address	Graph	Count	Mean Wage	Median Wage	Lowest Wage	Highest Wage
CORNING INCORPORATED, 890 ADDISON ROAD, PAINTED POST, NY (https://www.google.com/maps/place/890%20ADDISON%20ROAD,PAINTED%20POST,NY)	Graph	3	\$84,000.00	\$84,000.00	\$84,000.00	\$84,000.00
Totals	Graph	3	\$84,000.00	\$84,000.00	\$84,000.00	\$84,000.00



Latitude: 42.112657 Longitude: -76.056773

Employer Name/Worksite Address	Graph	Count	Mean Wage	Median Wage	Lowest Wage	Highest Wage
ABSOLUT AT ENDICOTT, LLC, 301 NANTUCKET DRIVE, ENDICOTT, CA (https://www.google.com/maps/place/301%20NANTUCKET%20DRIVE,ENDICOTT,CA)	Graph	1	\$57,325.00	\$57,325.00	\$57,325.00	\$57,325.00
ABSOLUT AT ENDICOTT, LLC, 301 NANTUCKET DRIVE, ENDICOTT, NY (https://www.google.com/maps/place/301%20NANTUCKET%20DRIVE,ENDICOTT,NY)	Graph	1	\$57,325.00	\$57,325.00	\$57,325.00	\$57,325.00
Totals	Graph	2	\$57,325.00	\$57,325.00	\$57,325.00	\$57,325.00



Employer Name/Worksite Address	Graph	Count	Mean Wage	Median Wage	Lowest Wage	Highest Wage
ABSOLUT AT ENDICOTT, LLC, 301 NANTUCKET DRIVE, ENDICOTT, NY (https://www.google.com/maps/place/301%20NANTUCKET%20DRIVE,ENDICOTT,NY)	Graph	12	\$56,475.50	\$56,305.60	\$56,305.60	\$57,325.00
Totals	Graph	12	\$56,475.50	\$56,305.60	\$56,305.60	\$57,325.00



Latitude: 42.114506 Longitude: -75.959063

Employer Name/Employer Address	Graph	Count	Mean Wage	Median Wage	Lowest Wage	Highest Wage
UNITD HEALTH SERVICES HOSPITALS, INC., 33-57 HARRISON STREET, JOHNSON CITY, NY (https://www.google.com/maps/place/33-57%20HARRISON%20STREET,JOHNSON%20CITY,NY)		1	\$56,650.00	\$56,650.00	\$56,650.00	\$56,650.00
UNITED HEALTH SERVICES HOSPITALS, INC., 33-57 HARRISON STREET, JOHNSON CITY, NY (https://www.google.com/maps/place/33-57%20HARRISON%20STREET,JOHNSON%20CITY,NY)		1	\$75,004.80	\$75,004.80	\$75,004.80	\$75,004.80
UNITED HEALTH SERVICES HOSPITALS INC., 33-57 HARRISON STREET, JOHNSON CITY, NY (https://www.google.com/maps/place/33-57%20HARRISON%20STREET,JOHNSON%20CITY,NY)		2	\$375,000.00	\$350,000.00	\$350,000.00	\$400,000.00
UNITED HEALTH SERVICES HOSPITALS INC, 33-57 HARRISON STREET, JOHNSON CITY, NY (https://www.google.com/maps/place/33-57%20HARRISON%20STREET,JOHNSON%20CITY,NY)		6	\$218,333.33	\$215,000.00	\$215,000.00	\$225,000.00
Totals		10	\$219,165.48	\$215,000.00	\$56,650.00	\$400,000.00


Employer Name/Worksite Address	Graph	Count	Mean Wage	Median Wage	Lowest Wage	Highest Wage
UNITED HEALTH SERVICES HOSPITALS, INC., 33-57 HARRISON STREET, JOHNSON CITY, NY (https://www.google.com/maps/place/33-57%20HARRISON%20STREET,JOHNSON%20CITY,NY)		4	\$220,413.70	\$75,004.80	\$56,650.00	\$400,000.00
Totals		4	\$220,413.70	\$75,004.80	\$56,650.00	\$400,000.00


Latitude: 42.115578 Longitude: -75.972882

Employer Name/Employer Address	Graph	Count	Mean Wage	Median Wage	Lowest Wage	Highest Wage
BROOME PEDIATRICS PC, 639 MAIN ST., JOHNSON CITY, NY (https://www.google.com/maps/place/639%20MAIN%20ST.,JOHNSON%20CITY,NY)		2	\$135,200.00	\$135,200.00	\$135,200.00	\$135,200.00
Totals		2	\$135,200.00	\$135,200.00	\$135,200.00	\$135,200.00

Employer Name/Worksite Address	Graph	Count	Mean Wage	Median Wage	Lowest Wage	Highest Wage
BROOME PEDIATRICS PC, 639 MAIN ST., JOHNSON CITY, NY (https://www.google.com/maps/place/639%20MAIN%20ST.,JOHNSON%20CITY,NY)		2	\$135,200.00	\$135,200.00	\$135,200.00	\$135,200.00
Totals		2	\$135,200.00	\$135,200.00	\$135,200.00	\$135,200.00

Latitude: 42.118051 Longitude: -75.977072

Employer Name/Employer Address	Graph	Count	Mean Wage	Median Wage	Lowest Wage	Highest Wage
HOCHO RECYCLE CO., LIMITED, 100 OAKDALE RD, JOHNSON CITY, NY (https://www.google.com/maps/place/100%20OAKDALE%20RD,JOHNSON%20CITY,NY)		4	\$70,000.00	\$55,000.00	\$55,000.00	\$85,000.00
Totals		4	\$70,000.00	\$55,000.00	\$55,000.00	\$85,000.00

Employer Name/Worksite Address	Graph	Count	Mean Wage	Median Wage	Lowest Wage	Highest Wage
HOCHO RECYCLE CO., LIMITED, 100 OAKDALE RD, JOHNSON CITY, NY (https://www.google.com/maps/place/100%20OAKDALE%20RD,JOHNSON%20CITY,NY)		4	\$70,000.00	\$55,000.00	\$55,000.00	\$85,000.00
Totals		4	\$70,000.00	\$55,000.00	\$55,000.00	\$85,000.00

Latitude: 42.118674 Longitude: -75.906579

Employer Name/Worksite Address	Graph	Count	Mean Wage	Median Wage	Lowest Wage	Highest Wage
GRANDISON MANAGEMENT, INC., 159-163 FRONT STREET, BINGHAMTON, NY (https://www.google.com/maps/place/159-163%20FRONT%20STREET,BINGHAMTON,NY)		21	\$58,624.38	\$56,305.60	\$56,305.60	\$105,000.00

Employer Name/Worksite Address	Graph	Count	Mean Wage	Median Wage	Lowest Wage	Highest Wage
Totals	Graph	21	\$58,624.38	\$56,305.60	\$56,305.60	\$105,000.00

Latitude: 42.126467 Longitude: -77.967852

Employer Name/Worksite Address	Graph	Count	Mean Wage	Median Wage	Lowest Wage	Highest Wage
GRANDISON MANAGEMENT, INC., 4192 BOLIVAR ROAD, WELLSVILLE, NY (https://www.google.com/maps/place/4192%20BOLIVAR%20ROAD,WELLSVILLE,NY)	Graph	10	\$52,686.40	\$52,686.40	\$52,686.40	\$52,686.40
Totals	Graph	10	\$52,686.40	\$52,686.40	\$52,686.40	\$52,686.40

Latitude: 42.126477 Longitude: -77.967814

Employer Name/Worksite Address	Graph	Count	Mean Wage	Median Wage	Lowest Wage	Highest Wage
GRANDISON MANAGEMENT, INC., 4162 BOLIVAR ROAD # A, WELLSVILLE, NY (https://www.google.com/maps/place/4162%20BOLIVAR%20ROAD%20#%20A,WELLSVILLE,NY)	Graph	10	\$52,686.40	\$52,686.40	\$52,686.40	\$52,686.40
Totals	Graph	10	\$52,686.40	\$52,686.40	\$52,686.40	\$52,686.40

Latitude: 42.127628 Longitude: -76.027264

Employer Name/Worksite Address	Graph	Count	Mean Wage	Median Wage	Lowest Wage	Highest Wage
UNITED HEALTH SERVICES HOSPITALS INC, 800 HOOPER ROAD, ENDWELL, NY (https://www.google.com/maps/place/800%20HOOPER%20ROAD,ENDWELL,NY)	Graph	1	\$215,000.00	\$215,000.00	\$215,000.00	\$215,000.00
Totals	Graph	1	\$215,000.00	\$215,000.00	\$215,000.00	\$215,000.00

Latitude: 42.129849 Longitude: -77.033145

Employer Name/Worksite Address	Graph	Count	Mean Wage	Median Wage	Lowest Wage	Highest Wage
WIPRO LIMITED, 1, RIVERFRONT PLAZA, CORNING, NY (https://www.google.com/maps/place/1,%20RIVERFRONT%20PLAZA,CORNING,NY)	Graph	3	\$70,574.00	\$70,574.00	\$70,574.00	\$70,574.00
GRANDISON MANAGEMENT, INC., 205 EAST FIRST STREET, CORNING, NY (https://www.google.com/maps/place/205%20EAST%20FIRST%20STREET,CORNING,NY)	Graph	10	\$52,686.40	\$52,686.40	\$52,686.40	\$52,686.40
Totals	Graph	13	\$56,814.31	\$52,686.40	\$52,686.40	\$70,574.00

Latitude: 42.130229 Longitude: -76.989122

Employer Name/Worksite Address	Graph	Count	Mean Wage	Median Wage	Lowest Wage	Highest Wage
GUTHRIE MEDICAL GROUP P.C., ONE GUTHRIE DRIVE, CORNING, NY (https://www.google.com/maps/place/ONE%20GUTHRIE%20DRIVE,CORNING,NY)	Graph	1	\$353,600.00	\$353,600.00	\$353,600.00	\$353,600.00
GUTHRIE MEDICAL GROUP P.C., 1 GUTHRIE DRIVE, CORNING, NY (https://www.google.com/maps/place/1%20GUTHRIE%20DRIVE,CORNING,NY)	Graph	4	\$280,000.00	\$240,000.00	\$240,000.00	\$400,000.00
Totals	Graph	5	\$294,720.00	\$240,000.00	\$240,000.00	\$400,000.00

Latitude: 42.130249 Longitude: -75.965141

Employer Name/Worksite Address	Graph	Count	Mean Wage	Median Wage	Lowest Wage	Highest Wage
INNOVATION ASSOCIATES, INC., 530 COLUMBIA DR., JOHNSON CITY, NY (https://www.google.com/maps/place/530%20COLUMBIA%20DR.,JOHNSON%20CITY,NY)	Graph	1	\$46,498.61	\$46,498.61	\$46,498.61	\$46,498.61
Totals	Graph	1	\$46,498.61	\$46,498.61	\$46,498.61	\$46,498.61

Employer Name/Worksite Address	Graph	Count	Mean Wage	Median Wage	Lowest Wage	Highest Wage
INNOVATION ASSOCIATES, INC., 530 COLUMBIA DR., JOHNSON CITY, NY (https://www.google.com/maps/place/530%20COLUMBIA%20DR.,JOHNSON%20CITY,NY)	Graph	1	\$46,498.61	\$46,498.61	\$46,498.61	\$46,498.61
Totals	Graph	1	\$46,498.61	\$46,498.61	\$46,498.61	\$46,498.61

Latitude: 42.134902 Longitude: -76.084687

Employer Name/Worksite Address	Graph	Count	Mean Wage	Median Wage	Lowest Wage	Highest Wage
JACKSON THERAPY PARTNERS HOLDINGS, LLC, ABSOLUT CARE ENDICOTT, ENDICOTT, NY (https://www.google.com/maps/place/ABSOLUT%20CARE%20ENDICOTT,ENDICOTT,NY)	Graph	6	\$49,472.80	\$42,640.00	\$42,640.00	\$56,305.60
CADENCE DESIGN SYSTEMS, INC., 1701 NORTH STREET, ENDICOTT, NY (https://www.google.com/maps/place/1701%20NORTH%20STREET,ENDICOTT,NY)	Graph	21	\$73,605.76	\$74,347.00	\$58,781.00	\$74,347.00
Totals	Graph	27	\$68,242.88	\$74,347.00	\$42,640.00	\$74,347.00

Latitude: 42.136388 Longitude: -73.785781

Employer Name/Worksite Address	Graph	Count	Mean Wage	Median Wage	Lowest Wage	Highest Wage
GRANDISON MANAGEMENT, INC., 2781 U.S. OLD ROUTE 9, HUDSON, NY (https://www.google.com/maps/place/2781%20U.S.%20OLD%20ROUTE%209,HUDSON,NY)	Graph	10	\$83,865.60	\$83,865.60	\$83,865.60	\$83,865.60
Totals	Graph	10	\$83,865.60	\$83,865.60	\$83,865.60	\$83,865.60

Latitude: 42.140082 Longitude: -77.134027

Employer Name/Worksite Address	Graph	Count	Mean Wage	Median Wage	Lowest Wage	Highest Wage
ORACLE AMERICA, INC, 172 WOODS EDGE DRIVE, PAINTED POST, NY (https://www.google.com/maps/place/172%20WOODS%20EDGE%20DRIVE,PAINTED%20POST,NY)	Graph	1	\$77,376.00	\$77,376.00	\$77,376.00	\$77,376.00
Totals	Graph	1	\$77,376.00	\$77,376.00	\$77,376.00	\$77,376.00

Latitude: 42.142042 Longitude: -77.502819

Employer Name/Worksite Address	Graph	Count	Mean Wage	Median Wage	Lowest Wage	Highest Wage
EATON CORPORATION, 200 WESTINGHOUSE CIRCLE, HORSEHEADS, NY (https://www.google.com/maps/place/200%20WESTINGHOUSE%20CIRCLE,HORSEHEADS,NY)	Graph	1	\$63,669.00	\$63,669.00	\$63,669.00	\$63,669.00
Totals	Graph	1	\$63,669.00	\$63,669.00	\$63,669.00	\$63,669.00

Latitude: 42.142385 Longitude: -77.060135

Employer Name/Worksite Address	Graph	Count	Mean Wage	Median Wage	Lowest Wage	Highest Wage
CORNING INCORPORATED, ONE RIVERFRONT PLAZA, CORNING, NY (https://www.google.com/maps/place/ONE%20RIVERFRONT%20PLAZA,CORNING,NY)	Graph	1	\$122,312.00	\$122,312.00	\$122,312.00	\$122,312.00
Totals	Graph	1	\$122,312.00	\$122,312.00	\$122,312.00	\$122,312.00

Latitude: 42.143579 Longitude: -77.0551

Employer Name/Employer Address	Graph	Count	Mean Wage	Median Wage	Lowest Wage	Highest Wage
COVANEX, INC., 23 W. MARKET STREET, CORNING, NY (https://www.google.com/maps/place/23%20W.%20MARKET%20STREET,CORNING,NY)	Graph	6	\$54,166.67	\$51,000.00	\$49,000.00	\$61,500.00
Totals	Graph	6	\$54,166.67	\$51,000.00	\$49,000.00	\$61,500.00

Employer Name/Worksite Address	Graph	Count	Mean Wage	Median Wage	Lowest Wage	Highest Wage
COVANEX, INC., 23 W. MARKET STREET, CORNING, NY (https://www.google.com/maps/place/23%20W.%20MARKET%20STREET,CORNING,NY)	Graph	5	\$52,700.00	\$51,000.00	\$49,000.00	\$61,500.00
Totals	Graph	5	\$52,700.00	\$51,000.00	\$49,000.00	\$61,500.00

Latitude: 42.144545 Longitude: -77.122177

Employer Name/Worksite Address	Graph	Count	Mean Wage	Median Wage	Lowest Wage	Highest Wage
GRANDISON MANAGEMENT, INC., 101 CREEKSIDE DRIVE, PAINTED POST, NY (https://www.google.com/maps/place/101%20CREEKSIDE%20DRIVE,PAINTED%20POST,NY)	Graph	10	\$52,686.40	\$52,686.40	\$52,686.40	\$52,686.40
Totals	Graph	10	\$52,686.40	\$52,686.40	\$52,686.40	\$52,686.40

Latitude: 42.149941 Longitude: -77.059433

Employer Name/Employer Address	Graph	Count	Mean Wage	Median Wage	Lowest Wage	Highest Wage
THE CORNING MUSEUM OF GLASS, ONE MUSEUM WAY, CORNING, NY (https://www.google.com/maps/place/ONE%20MUSEUM%20WAY,CORNING,NY)	Graph	1	\$53,560.00	\$53,560.00	\$53,560.00	\$53,560.00
Totals	Graph	1	\$53,560.00	\$53,560.00	\$53,560.00	\$53,560.00

Employer Name/Worksite Address	Graph	Count	Mean Wage	Median Wage	Lowest Wage	Highest Wage
THE CORNING MUSEUM OF GLASS, ONE MUSEUM WAY, CORNING, NY (https://www.google.com/maps/place/ONE%20MUSEUM%20WAY,CORNING,NY)	Graph	1	\$53,560.00	\$53,560.00	\$53,560.00	\$53,560.00
Totals	Graph	1	\$53,560.00	\$53,560.00	\$53,560.00	\$53,560.00

Latitude: 42.151389 Longitude: -77.060533

Employer Name/Worksite Address	Graph	Count	Mean Wage	Median Wage	Lowest Wage	Highest Wage
CORNING INCORPORATED, 100 E. PULTENEY STREET, CORNING, NY (https://www.google.com/maps/place/100%20E.%20PULTENEY%20STREET,CORNING,NY)	Graph	1	\$85,000.00	\$85,000.00	\$85,000.00	\$85,000.00
Totals	Graph	1	\$85,000.00	\$85,000.00	\$85,000.00	\$85,000.00

Latitude: 42.151483 Longitude: -77.052916

Employer Name/Worksite Address	Graph	Count	Mean Wage	Median Wage	Lowest Wage	Highest Wage
COVANEX, INC., 134 E PULTENEY ST, CORNING, NY (https://www.google.com/maps/place/134%20E%20PULTENEY%20ST,CORNING,NY)	Graph	1	\$61,500.00	\$61,500.00	\$61,500.00	\$61,500.00
Totals	Graph	1	\$61,500.00	\$61,500.00	\$61,500.00	\$61,500.00

Latitude: 42.152178 Longitude: -76.27496

Employer Name/Employer Address	Graph	Count	Mean Wage	Median Wage	Lowest Wage	Highest Wage
MICRO FINES RECYCLING OWEGO LLC, ONE RECYCLE DRIVE, OWEGO, NY (https://www.google.com/maps/place/ONE%20RECYCLE%20DRIVE,OWEGO,NY)	Graph	1	\$76,066.00	\$76,066.00	\$76,066.00	\$76,066.00
Totals	Graph	1	\$76,066.00	\$76,066.00	\$76,066.00	\$76,066.00

Employer Name/Worksite Address	Graph	Count	Mean Wage	Median Wage	Lowest Wage	Highest Wage
--------------------------------	-------	-------	-----------	-------------	-------------	--------------

Employer Name/Worksite Address	Graph	Count	Mean Wage	Median Wage	Lowest Wage	Highest Wage
MICRO FINES RECYCLING OWEGO LLC, ONE RECYCLE DRIVE, OWEGO, NY (https://www.google.com/maps/place/ONE%20RECYCLE%20DRIVE,OWEGO,NY)	Graph	1	\$76,066.00	\$76,066.00	\$76,066.00	\$76,066.00
Totals	Graph	1	\$76,066.00	\$76,066.00	\$76,066.00	\$76,066.00

Latitude: 42.152364 Longitude: -76.915232

Employer Name/Worksite Address	Graph	Count	Mean Wage	Median Wage	Lowest Wage	Highest Wage
REPSOL OIL & GAS USA, LLC, 337 DANIEL ZENKER DRIVE, HORSEHEADS, NY (https://www.google.com/maps/place/337%20DANIEL%20ZENKER%20DRIVE,HORSEHEADS,NY)	Graph	3	\$100,131.00	\$100,131.00	\$100,131.00	\$100,131.00
Totals	Graph	3	\$100,131.00	\$100,131.00	\$100,131.00	\$100,131.00

Latitude: 42.15446 Longitude: -87.876047

Employer Name/Worksite Address	Graph	Count	Mean Wage	Median Wage	Lowest Wage	Highest Wage
WIPRO LLC, ONE TAKEDA PARKWAY, DEERFIELD, NY (https://www.google.com/maps/place/ONE%20TAKEDA%20PARKWAY,DEERFIELD,NY)	Graph	2	\$68,952.00	\$68,952.00	\$68,952.00	\$68,952.00
Totals	Graph	2	\$68,952.00	\$68,952.00	\$68,952.00	\$68,952.00

Latitude: 42.154475 Longitude: -77.116291

Employer Name/Worksite Address	Graph	Count	Mean Wage	Median Wage	Lowest Wage	Highest Wage
NTT DATA SERVICES, LLC, 14 TALL MEADOW COURT, PAINTED POST, NY (https://www.google.com/maps/place/14%20TALL%20MEADOW%20COURT,PAINTED%20POST,NY)	Graph	1	\$110,365.00	\$110,365.00	\$110,365.00	\$110,365.00
Totals	Graph	1	\$110,365.00	\$110,365.00	\$110,365.00	\$110,365.00

Latitude: 42.155348 Longitude: -77.115342

Employer Name/Worksite Address	Graph	Count	Mean Wage	Median Wage	Lowest Wage	Highest Wage
COGNIZANT TECHNOLOGY SOLUTIONS U.S. CORPORATION, 23 INDIAN PIPE, PAINTED POST, NY (https://www.google.com/maps/place/23%20INDIAN%20PIPE,PAINTED%20POST,NY)	Graph	1	\$76,856.00	\$76,856.00	\$76,856.00	\$76,856.00
Totals	Graph	1	\$76,856.00	\$76,856.00	\$76,856.00	\$76,856.00

Latitude: 42.155572 Longitude: -77.081517

Employer Name/Worksite Address	Graph	Count	Mean Wage	Median Wage	Lowest Wage	Highest Wage
STORFLEX HOLDINGS INC., 392 WEST PULTENEY STREET, CORNING, NY (https://www.google.com/maps/place/392%20WEST%20PULTENEY%20STREET,CORNING,NY)	Graph	1	\$57,000.00	\$57,000.00	\$57,000.00	\$57,000.00
Totals	Graph	1	\$57,000.00	\$57,000.00	\$57,000.00	\$57,000.00

Employer Name/Worksite Address	Graph	Count	Mean Wage	Median Wage	Lowest Wage	Highest Wage
STORFLEX HOLDINGS INC., 392 WEST PULTENEY STREET, CORNING, NY (https://www.google.com/maps/place/392%20WEST%20PULTENEY%20STREET,CORNING,NY)	Graph	1	\$57,000.00	\$57,000.00	\$57,000.00	\$57,000.00
Totals	Graph	1	\$57,000.00	\$57,000.00	\$57,000.00	\$57,000.00

Latitude: 42.155732 Longitude: -77.11602

Employer Name/Worksite Address	Graph	Count	Mean Wage	Median Wage	Lowest Wage	Highest Wage
COGNIZANT TECHNOLOGY SOLUTIONS U.S. CORPORATION, 112 FOOTHILL DRIVE, PAINTED POST, NY (https://www.google.com/maps/place/112%20FOOTHILL%20DRIVE,PAINTED%20POST,NY)	Graph	1	\$75,754.00	\$75,754.00	\$75,754.00	\$75,754.00
Totals	Graph	1	\$75,754.00	\$75,754.00	\$75,754.00	\$75,754.00

Latitude: 42.157577 Longitude: -78.732168

Employer Name/Worksite Address	Graph	Count	Mean Wage	Median Wage	Lowest Wage	Highest Wage
GRANDISON MANAGEMENT, INC., 451 BROAD STREET, SALAMANCA, NY (https://www.google.com/maps/place/451%20BROAD%20STREET,SALAMANCA,NY)	Graph	10	\$52,686.40	\$52,686.40	\$52,686.40	\$52,686.40
Totals	Graph	10	\$52,686.40	\$52,686.40	\$52,686.40	\$52,686.40

Latitude: 42.15795 Longitude: -77.124735

Employer Name/Worksite Address	Graph	Count	Mean Wage	Median Wage	Lowest Wage	Highest Wage
CORNING RESEARCH & DEVELOPMENT CORPORATION, ONE SCIENCE CENTER DRIVE, ERWIN, NY (https://www.google.com/maps/place/ONE%20SCIENCE%20CENTER%20DRIVE,ERWIN,NY)	Graph	32	\$92,269.47	\$92,248.00	\$71,400.00	\$113,356.00
Totals	Graph	32	\$92,269.47	\$92,248.00	\$71,400.00	\$113,356.00

Latitude: 42.159028 Longitude: -77.126884

Employer Name/Worksite Address	Graph	Count	Mean Wage	Median Wage	Lowest Wage	Highest Wage
PRO UNLIMITED, INC., 9622 SCIENCE CENTER ROAD, PAINTED POST, NY (https://www.google.com/maps/place/9622%20SCIENCE%20CENTER%20ROAD,PAINTED%20POST,NY)	Graph	2	\$91,150.00	\$90,000.00	\$90,000.00	\$92,300.00
Totals	Graph	2	\$91,150.00	\$90,000.00	\$90,000.00	\$92,300.00

Latitude: 42.159476 Longitude: -77.093111

Employer Name/Worksite Address	Graph	Count	Mean Wage	Median Wage	Lowest Wage	Highest Wage
DRESSER- RAND COMPANY, 100 CHEMUNG ST., PAINTED POST, NY (https://www.google.com/maps/place/100%20CHEMUNG%20ST.,PAINTED%20POST,NY)	Graph	1	\$71,800.00	\$71,800.00	\$71,800.00	\$71,800.00
Totals	Graph	1	\$71,800.00	\$71,800.00	\$71,800.00	\$71,800.00

Latitude: 42.1615 Longitude: -76.839439

Employer Name/Worksite Address	Graph	Count	Mean Wage	Median Wage	Lowest Wage	Highest Wage
EATON CORPORATION, 200 WESTINGHOUSE CIRCLE, HORSEHEADS, NY (https://www.google.com/maps/place/200%20WESTINGHOUSE%20CIRCLE,HORSEHEADS,NY)	Graph	1	\$94,611.00	\$94,611.00	\$94,611.00	\$94,611.00
Totals	Graph	1	\$94,611.00	\$94,611.00	\$94,611.00	\$94,611.00

Latitude: 42.161861 Longitude: -76.867745

Employer Name/Employer Address	Graph	Count	Mean Wage	Median Wage	Lowest Wage	Highest Wage
SALIENT CORPORATION, 203 COLONIAL DRIVE, HORSEHEADS, NY (https://www.google.com/maps/place/203%20COLONIAL%20DRIVE,HORSEHEADS,NY)	Graph	3	\$70,319.33	\$83,600.00	\$43,160.00	\$84,198.00
SALIENT CORP., 203 COLONIAL DRIVE, HORSEHEADS, NY (https://www.google.com/maps/place/203%20COLONIAL%20DRIVE,HORSEHEADS,NY)	Graph	4	\$61,703.00	\$48,630.00	\$48,630.00	\$76,648.00

Employer Name/Employer Address	Graph	Count	Mean Wage	Median Wage	Lowest Wage	Highest Wage
Totals	Graph	7	\$65,395.71	\$72,904.00	\$43,160.00	\$84,198.00

Employer Name/Worksite Address	Graph	Count	Mean Wage	Median Wage	Lowest Wage	Highest Wage
SALIENT CORPORATION, 203 COLONIAL DRIVE, HORSEHEADS, NY (https://www.google.com/maps/place/203%20COLONIAL%20DRIVE,HORSEHEADS,NY)	Graph	4	\$69,078.00	\$72,904.00	\$43,160.00	\$83,600.00
Totals	Graph	4	\$69,078.00	\$72,904.00	\$43,160.00	\$83,600.00

Latitude: 42.162703 Longitude: -76.906713

Employer Name/Worksite Address	Graph	Count	Mean Wage	Median Wage	Lowest Wage	Highest Wage
MACOM TECHNOLOGY SOLUTIONS, INC., 502 1ST CENTER, HORSEHEADS, NY (https://www.google.com/maps/place/502%201ST%20CENTER,HORSEHEADS,NY)	Graph	2	\$89,375.05	\$78,750.10	\$78,750.10	\$100,000.00
Totals	Graph	2	\$89,375.05	\$78,750.10	\$78,750.10	\$100,000.00

Latitude: 42.164651 Longitude: -76.893797

Employer Name/Worksite Address	Graph	Count	Mean Wage	Median Wage	Lowest Wage	Highest Wage
HCL AMERICA, INC., 35 AIRPORT ROAD, HORSEHEADS, NY (https://www.google.com/maps/place/35%20AIRPORT%20ROAD,HORSEHEADS,NY)	Graph	2	\$67,288.00	\$67,288.00	\$67,288.00	\$67,288.00
Totals	Graph	2	\$67,288.00	\$67,288.00	\$67,288.00	\$67,288.00

Latitude: 42.165387 Longitude: -77.11955

Employer Name/Worksite Address	Graph	Count	Mean Wage	Median Wage	Lowest Wage	Highest Wage
RELIANT VISION GROUP INC, 9676 LYNN MORSE DRIVE, PAINTED POST, NY (https://www.google.com/maps/place/9676%20LYNN%20MORSE%20DRIVE,PAINTED%20POST,NY)	Graph	1	\$65,000.00	\$65,000.00	\$65,000.00	\$65,000.00
BUSINESS INTELLI SOLUTIONS, INC., 9676 LYNN MORSE ROAD, PAINTED POST, NY (https://www.google.com/maps/place/9676%20LYNN%20MORSE%20ROAD,PAINTED%20POST,NY)	Graph	2	\$65,000.00	\$65,000.00	\$65,000.00	\$65,000.00
Totals	Graph	3	\$65,000.00	\$65,000.00	\$65,000.00	\$65,000.00

Latitude: 42.165441 Longitude: -77.120788

Employer Name/Worksite Address	Graph	Count	Mean Wage	Median Wage	Lowest Wage	Highest Wage
CIBER, INC., 21 LYNN MORSE DR., PAINTED POST, NY (https://www.google.com/maps/place/21%20LYNN%20MORSE%20DR.,PAINTED%20POST,NY)	Graph	2	\$85,503.20	\$71,000.00	\$71,000.00	\$100,006.40
MASTECH DIGITAL TECHNOLOGIES, INC., A MASTECH DIGITAL, INC. COMPANY, 21 LYNN MORSE ROAD, PAINTED POST, NY (https://www.google.com/maps/place/21%20LYNN%20MORSE%20ROAD,PAINTED%20POST,NY)	Graph	6	\$81,848.00	\$81,848.00	\$81,848.00	\$81,848.00
WIPRO LIMITED, 21 LYNN MORSE DR, PAINTED POST, NY (https://www.google.com/maps/place/21%20LYNN%20MORSE%20DR,PAINTED%20POST,NY)	Graph	21	\$66,152.48	\$65,000.00	\$60,000.00	\$81,536.00
OPEL SYSTEMS, INC., 21 LYNN MORSE DRIVE, PAINTED POST, NY (https://www.google.com/maps/place/21%20LYNN%20MORSE%20DRIVE,PAINTED%20POST,NY)	Graph	28	\$81,245.09	\$80,204.80	\$60,000.00	\$132,496.00
Totals	Graph	57	\$75,897.53	\$79,893.00	\$60,000.00	\$132,496.00

Latitude: 42.166877 Longitude: -77.116374

Employer Name/Worksite Address	Graph	Count	Mean Wage	Median Wage	Lowest Wage	Highest Wage
--------------------------------	-------	-------	-----------	-------------	-------------	--------------

Employer Name/Worksite Address	Graph	Count	Mean Wage	Median Wage	Lowest Wage	Highest Wage
WIPRO LIMITED, 21, LYNN, MORSE DR., PAINTED POST, NY (https://www.google.com/maps/place/21,%20LYNN,%20MORSE%20DR,PAINTED%20POST,,NY)	Graph	1	\$81,536.00	\$81,536.00	\$81,536.00	\$81,536.00
WIPRO LIMITED, 21, LYNN MORSE DRIVE, PAINTED POST, NY (https://www.google.com/maps/place/21,%20LYNN%20MORSE%20DRIVE,PAINTED%20POST,NY)	Graph	2	\$79,893.00	\$79,893.00	\$79,893.00	\$79,893.00
WIPRO LIMITED, 21, LYNN, MORSE DR, PAINTED POST, NY (https://www.google.com/maps/place/21,%20LYNN,%20MORSE%20DR,PAINTED%20POST,NY)	Graph	6	\$63,524.67	\$60,000.00	\$60,000.00	\$70,574.00
WIPRO LLC, 21, LYNN MORSE DR, PAINTED POST, NY (https://www.google.com/maps/place/21,%20LYNN%20MORSE%20DR,PAINTED%20POST,NY)	Graph	9	\$70,574.00	\$70,574.00	\$70,574.00	\$70,574.00
Totals	Graph	18	\$69,868.67	\$70,574.00	\$60,000.00	\$81,536.00

Latitude: 42.16765 Longitude: -77.134596

Employer Name/Worksite Address	Graph	Count	Mean Wage	Median Wage	Lowest Wage	Highest Wage
FUTURETECH CONSULTANTS, LLC., CORNING INC./WIIPRO, PAINTED POST, NY (https://www.google.com/maps/place/CORNING%20INC./WIIPRO,PAINTED%20POST,NY)	Graph	1	\$70,000.00	\$70,000.00	\$70,000.00	\$70,000.00
Totals	Graph	1	\$70,000.00	\$70,000.00	\$70,000.00	\$70,000.00

Latitude: 42.169888 Longitude: -75.136644

Employer Name/Worksite Address	Graph	Count	Mean Wage	Median Wage	Lowest Wage	Highest Wage
L&T TECHNOLOGY SERVICES LIMITED, KRAFT HEINZ, 261 DELAWARE STREET, WALTON, NY (https://www.google.com/maps/place/KRAFT%20HEINZ,%20261%20DELAWARE%20STREET,WALTON,NY)	Graph	1	\$60,486.00	\$60,486.00	\$60,486.00	\$60,486.00
L&T TECHNOLOGY SERVICES LIMITED, KRAFT HEINZ, WALTON, NY (https://www.google.com/maps/place/KRAFT%20HEINZ,WALTON,NY)	Graph	1	\$60,486.00	\$60,486.00	\$60,486.00	\$60,486.00
Totals	Graph	2	\$60,486.00	\$60,486.00	\$60,486.00	\$60,486.00

Latitude: 42.170146 Longitude: -75.997987

Employer Name/Worksite Address	Graph	Count	Mean Wage	Median Wage	Lowest Wage	Highest Wage
BROOME ONCOLOGY LLC., 30 HARRISON STREET, JOHNSON CITY, NY (https://www.google.com/maps/place/30%20HARRISON%20STREET,JOHNSON%20CITY,NY)	Graph	1	\$40,456.00	\$40,456.00	\$40,456.00	\$40,456.00
Totals	Graph	1	\$40,456.00	\$40,456.00	\$40,456.00	\$40,456.00

Latitude: 42.180151 Longitude: -75.944714

Employer Name/Worksite Address	Graph	Count	Mean Wage	Median Wage	Low Wa
COGENT MEDICAL CARE, P.C., OUR LADY OF LOURDES MEMORIAL HOSPITAL, BINGHAMTON, NY (https://www.google.com/maps/place/OUR%20LADY%20OF%20LOURDES%20MEMORIAL%20HOSPITAL,BINGHAMTON,NY)	Graph	1	\$239,760.00	\$239,760.00	\$239,7
GEM REHAB, 159 - 163 FRONT STREET, BINGHAMTON, NY (https://www.google.com/maps/place/159%20-%20163%20FRONT%20STREET,BINGHAMTON,NY)	Graph	2	\$95,000.00	\$95,000.00	\$95,0
Totals	Graph	3	\$143,253.33	\$95,000.00	\$95,0

Latitude: 42.212403 Longitude: -77.329628

Employer Name/Employer Address	Graph	Count	Mean Wage	Median Wage	Lowest Wage	Highest Wage
CORNING OPTICAL COMMUNICATIONS LLC, ONE RIVERFRONT PLAZA, CORNING, NY (https://www.google.com/maps/place/ONE%20RIVERFRONT%20PLAZA,CORNING,NY)	Graph	1	\$94,890.00	\$94,890.00	\$94,890.00	\$94,890.00

Employer Name/Employer Address	Graph	Count	Mean Wage	Median Wage	Lowest Wage	Highest Wage
CORNING RESEARCH & DEVELOPMENT CORPORATION, ONE RIVERFRONT PLAZA, CORNING, NY (https://www.google.com/maps/place/ONE%20RIVERFRONT%20PLAZA,CORNING,NY)	Graph	1	\$97,152.00	\$97,152.00	\$97,152.00	\$97,152.00
CORNING RESEARCH & DEVELOPMENT CORPORATION, ONE RIVERFRONT PLAZA, CORNING, NY (https://www.google.com/maps/place/ONE%20RIVERFRONT%20PLAZA,CORNING,NY)	Graph	1	\$90,000.00	\$90,000.00	\$90,000.00	\$90,000.00
CORNING RESEARCH & DEVELOPMENT CORPORATION, ONE RIVERFRONT PLAZA, CORNING, NY (https://www.google.com/maps/place/ONE%20RIVERFRONT%20PLAZA,CORNING,NY)	Graph	23	\$97,581.17	\$92,000.00	\$71,400.00	\$164,861.00
CORNING INCORPORATED, ONE RIVERFRONT PLAZA, CORNING, NY (https://www.google.com/maps/place/ONE%20RIVERFRONT%20PLAZA,CORNING,NY)	Graph	32	\$105,190.19	\$94,366.00	\$84,000.00	\$164,861.00
Totals	Graph	58	\$101,594.74	\$92,830.00	\$71,400.00	\$164,861.00

Employer Name/Worksite Address	Graph	Count	Mean Wage	Median Wage	Lowest Wage	Highest Wage
VOLT MANAGEMENT CORP, 21 LYNN MORSE DRIVE, PAINTED POST, NY (https://www.google.com/maps/place/21%20LYNN%20MORSE%20DRIVE,PAINTED%20POST,NY)	Graph	1	\$94,889.60	\$94,889.60	\$94,889.60	\$94,889.60
CORNING RESEARCH & DEVELOPMENT CORPORATION, ONE SCIENCE CENTER DRIVE, ERWIN, NY (https://www.google.com/maps/place/ONE%20SCIENCE%20CENTER%20DRIVE,ERWIN,NY)	Graph	2	\$98,910.50	\$98,010.00	\$98,010.00	\$99,811.00
CORNING RESEARCH & DEVELOPMENT CORPORATION, HOUGHTON PARK, CORNING, NY (https://www.google.com/maps/place/HOUGHTON%20PARK,CORNING,NY)	Graph	3	\$162,397.67	\$164,861.00	\$157,471.00	\$164,861.00
CORNING INCORPORATED, ONE MUSEUM WAY, CORNING, NY (https://www.google.com/maps/place/ONE%20MUSEUM%20WAY,CORNING,NY)	Graph	4	\$93,670.00	\$88,680.00	\$86,000.00	\$110,000.00
CORNING INCORPORATED, ONE SCIENCE CENTER DRIVE, CORNING, NY (https://www.google.com/maps/place/ONE%20SCIENCE%20CENTER%20DRIVE,CORNING,NY)	Graph	4	\$101,543.50	\$94,860.00	\$88,465.00	\$122,138.00
APPLIED COMPUTER TECHNIQUES, ONE RIVERFRONT PLAZA, CORNING, NY (https://www.google.com/maps/place/ONE%20RIVERFRONT%20PLAZA,CORNING,NY)	Graph	25	\$88,240.44	\$70,000.00	\$70,000.00	\$164,000.00
BRISTLECON INC., CORNING INC., CORNING, NY (https://www.google.com/maps/place/CORNING%20INC.,CORNING,NY)	Graph	45	\$90,480.00	\$94,619.00	\$62,026.00	\$114,795.00
DELOITTE CONSULTING LLP, 1 RIVERFRONT PLAZA, CORNING, NY (https://www.google.com/maps/place/1%20RIVERFRONT%20PLAZA,CORNING,NY)	Graph	45	\$78,000.00	\$70,000.00	\$70,000.00	\$94,000.00
Totals	Graph	129	\$87,971.85	\$88,680.00	\$62,026.00	\$164,861.00

Latitude: 42.217529 Longitude: -71.041371

Employer Name/Employer Address	Graph	Count	Mean Wage	Median Wage	Lowest Wage	Highest Wage
DOTCOM TEAM, LLC, 325 WOOD ROAD, SUITE 103, BRAINTREE, MA (https://www.google.com/maps/place/325%20WOOD%20ROAD,%20SUITE%20103,BRAINTREE,MA)	Graph	3	\$84,000.00	\$85,000.00	\$75,000.00	\$92,000.00
Totals	Graph	3	\$84,000.00	\$85,000.00	\$75,000.00	\$92,000.00

Employer Name/Worksite Address	Graph	Count	Mean Wage	Median Wage	Lowest Wage	Highest Wage
DOTCOM TEAM, LLC, 325 WOOD ROAD, SUITE 103, BRAINTREE, NY (https://www.google.com/maps/place/325%20WOOD%20ROAD,%20SUITE%20103,BRAINTREE,NY)	Graph	2	\$88,500.00	\$85,000.00	\$85,000.00	\$92,000.00
Totals	Graph	2	\$88,500.00	\$85,000.00	\$85,000.00	\$92,000.00

Latitude: 42.228792 Longitude: -73.784504

Employer Name/Employer Address	Graph	Count	Mean Wage	Median Wage	Lowest Wage	Highest Wage
HUDSON VALLEY FISH FARM, INC., 4269 ROUTE 9, HUDSON, NY (https://www.google.com/maps/place/4269%20ROUTE%209,HUDSON,NY)	Graph	2	\$101,005.50	\$58,011.00	\$58,011.00	\$144,000.00
Totals	Graph	2	\$101,005.50	\$58,011.00	\$58,011.00	\$144,000.00

Employer Name/Worksite Address	Graph	Count	Mean Wage	Median Wage	Lowest Wage	Highest Wage
HUDSON VALLEY FISH FARM, INC., 4269 ROUTE 9, HUDSON, NY (https://www.google.com/maps/place/4269%20ROUTE%209,HUDSON,NY)	Graph	2	\$101,005.50	\$58,011.00	\$58,011.00	\$144,000.00
Totals	Graph	2	\$101,005.50	\$58,011.00	\$58,011.00	\$144,000.00

Latitude: 42.22886 Longitude: -77.187934

Employer Name/Worksite Address	Graph	Count	Mean Wage	Median Wage	Lowest Wage	Highest Wage
L&T TECHNOLOGY SERVICES LIMITED, KRAFT HEINZ, CAMPBELL, NY (https://www.google.com/maps/place/KRAFT%20HEINZ,CAMPBELL,NY)	Graph	3	\$60,486.00	\$60,486.00	\$60,486.00	\$60,486.00
Totals	Graph	3	\$60,486.00	\$60,486.00	\$60,486.00	\$60,486.00

Latitude: 42.23175 Longitude: -73.878326

Employer Name/Worksite Address	Graph	Count	Mean Wage	Median Wage	Lowest Wage	Highest Wage
GRANDISON MANAGEMENT, INC., 161 JEFFERSON HEIGHTS, CATSKILL, NY (https://www.google.com/maps/place/161%20JEFFERSON%20HEIGHTS,CATSKILL,NY)	Graph	10	\$83,865.60	\$83,865.60	\$83,865.60	\$83,865.60
Totals	Graph	10	\$83,865.60	\$83,865.60	\$83,865.60	\$83,865.60

Latitude: 42.244017 Longitude: -74.964509

Employer Name/Employer Address	Graph	Count	Mean Wage	Median Wage	Lowest Wage	Highest Wage
FRIESLANDCAMPINA INGREDIENTS NORTH AMERICA INC., 40196 STATE HIGHWAY 10, DELHI, NY (https://www.google.com/maps/place/40196%20STATE%20HIGHWAY%2010,DELHI,NY)	Graph	1	\$58,510.00	\$58,510.00	\$58,510.00	\$58,510.00
Totals	Graph	1	\$58,510.00	\$58,510.00	\$58,510.00	\$58,510.00

Employer Name/Worksite Address	Graph	Count	Mean Wage	Median Wage	Lowest Wage	Highest Wage
FRIESLANDCAMPINA INGREDIENTS NORTH AMERICA INC., 40196 STATE HIGHWAY 10, DELHI, NY (https://www.google.com/maps/place/40196%20STATE%20HIGHWAY%2010,DELHI,NY)	Graph	2	\$52,755.00	\$47,000.00	\$47,000.00	\$58,510.00
Totals	Graph	2	\$52,755.00	\$47,000.00	\$47,000.00	\$58,510.00

Latitude: 42.245986 Longitude: -73.77731

Employer Name/Worksite Address	Graph	Count	Mean Wage	Median Wage	Lowest Wage	Highest Wage
EMCARE INC/HOSPITALIST EMO OF NEW JERSEY, 71 PROSPECT AVE, HUDSON, NY (https://www.google.com/maps/place/71%20PROSPECT%20AVE,HUDSON,NY)	Graph	1	\$374,400.00	\$374,400.00	\$374,400.00	\$374,400.00
Totals	Graph	1	\$374,400.00	\$374,400.00	\$374,400.00	\$374,400.00

Latitude: 42.25376 Longitude: -83.673798

Employer Name/Worksite Address	Graph	Count	Mean Wage	Median Wage	Lowest Wage	Highest Wage
COMPUTER SCIENCES CORPORATION, 2268 GLENCOE HILLS DRIVE, ANN HARBOR, NY (https://www.google.com/maps/place/2268%20GLENCOE%20HILLS%20DRIVE,ANN%20HARBOR,NY)	Graph	1	\$63,814.00	\$63,814.00	\$63,814.00	\$63,814.00
Totals	Graph	1	\$63,814.00	\$63,814.00	\$63,814.00	\$63,814.00

Latitude: 42.253889 Longitude: -77.790322

Employer Name/Employer Address	Graph	Count	Mean Wage	Median Wage	Lowest Wage	Highest Wage
ALFRED UNIVERSITY, ONE SAXON DRIVE, ALFRED, NY (https://www.google.com/maps/place/ONE%20SAXON%20DRIVE,ALFRED,NY)	Graph	1	\$62,700.00	\$62,700.00	\$62,700.00	\$62,700.00
ALFRED UNIVERSITY, 1 SAXON DRIVE, ALFRED, NY (https://www.google.com/maps/place/1%20SAXON%20DRIVE,ALFRED,NY)	Graph	2	\$63,150.00	\$63,143.00	\$63,143.00	\$63,157.00
Totals	Graph	3	\$63,000.00	\$63,143.00	\$62,700.00	\$63,157.00

Employer Name/Worksite Address	Graph	Count	Mean Wage	Median Wage	Lowest Wage	Highest Wage
ALFRED UNIVERSITY, ONE SAXON DRIVE, ALFRED, NY (https://www.google.com/maps/place/ONE%20SAXON%20DRIVE,ALFRED,NY)	Graph	1	\$62,700.00	\$62,700.00	\$62,700.00	\$62,700.00
ALFRED UNIVERSITY, 1 SAXON DRIVE, ALFRED, NY (https://www.google.com/maps/place/1%20SAXON%20DRIVE,ALFRED,NY)	Graph	2	\$63,150.00	\$63,143.00	\$63,143.00	\$63,157.00
Totals	Graph	3	\$63,000.00	\$63,143.00	\$62,700.00	\$63,157.00

Latitude: 42.263324 Longitude: -77.782329

Employer Name/Worksite Address	Graph	Count	Mean Wage	Median Wage	Lowest Wage	Highest Wage
SRS ADVANCED CERAMICS LLC, 200 NORTH MAIN ST, ALFRED, NY (https://www.google.com/maps/place/200%20NORTH%20MAIN%20ST,ALFRED,NY)	Graph	2	\$60,000.00	\$60,000.00	\$60,000.00	\$60,000.00
Totals	Graph	2	\$60,000.00	\$60,000.00	\$60,000.00	\$60,000.00

Latitude: 42.263435 Longitude: -73.770268

Employer Name/Employer Address	Graph	Count	Mean Wage	Median Wage	Lowest Wage	Highest Wage
SKODIA, 230 JOSLEN BLVD, APT 4, HUDSON, NY (https://www.google.com/maps/place/230%20JOSLEN%20BLVD,%20APT%204,HUDSON,NY)	Graph	1	\$60,320.00	\$60,320.00	\$60,320.00	\$60,320.00
Totals	Graph	1	\$60,320.00	\$60,320.00	\$60,320.00	\$60,320.00

Employer Name/Worksite Address	Graph	Count	Mean Wage	Median Wage	Lowest Wage	Highest Wage
SKODIA, 230 JOSLEN BLVD, APT 4, HUDSON, NY (https://www.google.com/maps/place/230%20JOSLEN%20BLVD,%20APT%204,HUDSON,NY)	Graph	1	\$60,320.00	\$60,320.00	\$60,320.00	\$60,320.00
Totals	Graph	1	\$60,320.00	\$60,320.00	\$60,320.00	\$60,320.00

Latitude: 42.268781 Longitude: -74.91554

Employer Name/Employer Address	Graph	Count	Mean Wage	Median Wage	Lowest Wage	Highest Wage
O'CONNOR HOSPITAL, 460 ANDES ROAD, DELHI, NY (https://www.google.com/maps/place/460%20ANDES%20ROAD,DELHI,NY)	Graph	3	\$55,307.20	\$53,040.00	\$47,840.00	\$65,041.60
Totals	Graph	3	\$55,307.20	\$53,040.00	\$47,840.00	\$65,041.60

Employer Name/Worksite Address	Graph	Count	Mean Wage	Median Wage	Lowest Wage	Highest Wage
O'CONNOR HOSPITAL, 460 ANDES ROAD, DELHI, NY (https://www.google.com/maps/place/460%20ANDES%20ROAD,DELHI,NY)	Graph	3	\$55,307.20	\$53,040.00	\$47,840.00	\$65,041.60
Totals	Graph	3	\$55,307.20	\$53,040.00	\$47,840.00	\$65,041.60

Latitude: 42.269337 Longitude: -78.668409

Employer Name/Worksite Address	Graph	Count	Mean Wage	Median Wage	Lowest Wage	Highest Wage
OLEAN MEDICAL GROUP LLP, 6133 ROUTE 219, ELLICOTTVILLE, NY (https://www.google.com/maps/place/6133%20ROUTE%20219,ELLICOTTVILLE,NY)	Graph	1	\$180,000.00	\$180,000.00	\$180,000.00	\$180,000.00
Totals	Graph	1	\$180,000.00	\$180,000.00	\$180,000.00	\$180,000.00

Latitude: 42.27007 Longitude: -73.594411

Employer Name/Employer Address	Graph	Count	Mean Wage	Median Wage	Lowest Wage	Highest Wage
HAWTHORNE VALLEY ASSOCIATION, INC., 330 COUNTY ROUTE 21C, GHENT, NY (https://www.google.com/maps/place/330%20COUNTY%20ROUTE%2021C,GHENT,NY)	Graph	1	\$66,000.00	\$66,000.00	\$66,000.00	\$66,000.00
Totals	Graph	1	\$66,000.00	\$66,000.00	\$66,000.00	\$66,000.00

Employer Name/Worksite Address	Graph	Count	Mean Wage	Median Wage	Lowest Wage	Highest Wage
HAWTHORNE VALLEY ASSOCIATION, INC., 330 COUNTY ROUTE 21C, GHENT, NY (https://www.google.com/maps/place/330%20COUNTY%20ROUTE%2021C,GHENT,NY)	Graph	1	\$66,000.00	\$66,000.00	\$66,000.00	\$66,000.00
Totals	Graph	1	\$66,000.00	\$66,000.00	\$66,000.00	\$66,000.00

Latitude: 42.271032 Longitude: -73.760633

Employer Name/Worksite Address	Graph	Count	Mean Wage	Median Wage	Lowest Wage	Highest Wage
NATIONAL VISION INC., 350 FAIRVIEW AVENUE, HUDSON, NY (https://www.google.com/maps/place/350%20FAIRVIEW%20AVENUE,HUDSON,NY)	Graph	1	\$115,000.00	\$115,000.00	\$115,000.00	\$115,000.00
Totals	Graph	1	\$115,000.00	\$115,000.00	\$115,000.00	\$115,000.00

Latitude: 42.276196 Longitude: -71.729468

Employer Name/Employer Address	Graph	Count	Mean Wage	Median Wage	Lowest Wage	Highest Wage
VENTOIS, INC, 382 BOSTON TPKE, SHREWSBURY, MA (https://www.google.com/maps/place/382%20BOSTON%20TPKE,SHREWSBURY,MA)	Graph	1	\$90,813.00	\$90,813.00	\$90,813.00	\$90,813.00
Totals	Graph	1	\$90,813.00	\$90,813.00	\$90,813.00	\$90,813.00

Employer Name/Worksite Address	Graph	Count	Mean Wage	Median Wage	Lowest Wage	Highest Wage
VENTOIS, INC, 382 BOSTON TPKE, SHREWSBURY, NY (https://www.google.com/maps/place/382%20BOSTON%20TPKE,SHREWSBURY,NY)	Graph	1	\$90,813.00	\$90,813.00	\$90,813.00	\$90,813.00
Totals	Graph	1	\$90,813.00	\$90,813.00	\$90,813.00	\$90,813.00

Latitude: 42.281816 Longitude: -71.392837

Employer Name/Employer Address	Graph	Count	Mean Wage	Median Wage	Lowest Wage	Highest Wage
BAHWAN CYBERTEK, INC., 209 WEST CENTRAL STREET, NATICK, MA (https://www.google.com/maps/place/209%20WEST%20CENTRAL%20STREET,NATICK,MA)	Graph	1	\$67,000.00	\$67,000.00	\$67,000.00	\$67,000.00
Totals	Graph	1	\$67,000.00	\$67,000.00	\$67,000.00	\$67,000.00

Employer Name/Worksite Address	Graph	Count	Mean Wage	Median Wage	Lowest Wage	Highest Wage
BAHWAN CYBERTEK, INC., 209 WEST CENTRAL STREET, NATICK, NY (https://www.google.com/maps/place/209%20WEST%20CENTRAL%20STREET,NATICK,NY)	Graph	1	\$67,000.00	\$67,000.00	\$67,000.00	\$67,000.00

Employer Name/Worksite Address	Graph	Count	Mean Wage	Median Wage	Lowest Wage	Highest Wage
Totals	Graph	1	\$67,000.00	\$67,000.00	\$67,000.00	\$67,000.00

Latitude: 42.292241 Longitude: -71.361991

Employer Name/Worksite Address	Graph	Count	Mean Wage	Median Wage	Lowest Wage	Highest Wage
TEK LEADERS, INC., 15 EARHART DRIVE, WILLIAMSVILLE, NY (https://www.google.com/maps/place/15%20EARHART%20DRIVE,WILLIAMSVILLE,NY)	Graph	1	\$75,000.00	\$75,000.00	\$75,000.00	\$75,000.00
Totals	Graph	1	\$75,000.00	\$75,000.00	\$75,000.00	\$75,000.00

Latitude: 42.296538 Longitude: -72.959702

Employer Name/Worksite Address	Graph	Count	Mean Wage	Median Wage	Lowest Wage	Highest Wage
DELOITTE CONSULTING LLP, 30 ROCKEFELLER PLAZA, NEW YORK, NY (https://www.google.com/maps/place/30%20ROCKEFELLER%20PLAZA,NEW%20YORK,NY)	Graph	15	\$95,160.00	\$95,160.00	\$95,160.00	\$95,160.00
Totals	Graph	15	\$95,160.00	\$95,160.00	\$95,160.00	\$95,160.00

Latitude: 42.297353 Longitude: -89.096689

Employer Name/Worksite Address	Graph	Count	Mean Wage	Median Wage	Lowest Wage	Highest Wage
GRANDISON MANAGEMENT, INC., 2313 N ROCKTON AVENUE, ROCKFORD, NY (https://www.google.com/maps/place/2313%20N%20ROCKTON%20AVENUE,ROCKFORD,NY)	Graph	10	\$47,715.20	\$47,715.20	\$47,715.20	\$47,715.20
Totals	Graph	10	\$47,715.20	\$47,715.20	\$47,715.20	\$47,715.20

Latitude: 42.30594 Longitude: -75.399465

Employer Name/Worksite Address	Graph	Count	Mean Wage	Median Wage	Lowest Wage	Highest Wage
AMPHENOL INDUSTRIAL OPERATIONS, 40-60 DELAWARE AVENUE, SIDNEY, NY (https://www.google.com/maps/place/40-60%20DELAWARE%20AVENUE,SIDNEY,NY)	Graph	1	\$66,240.00	\$66,240.00	\$66,240.00	\$66,240.00
Totals	Graph	1	\$66,240.00	\$66,240.00	\$66,240.00	\$66,240.00

Employer Name/Worksite Address	Graph	Count	Mean Wage	Median Wage	Lowest Wage	Highest Wage
AMPHENOL INDUSTRIAL OPERATIONS, 40-60 DELAWARE AVENUE, SIDNEY, NY (https://www.google.com/maps/place/40-60%20DELAWARE%20AVENUE,SIDNEY,NY)	Graph	1	\$66,240.00	\$66,240.00	\$66,240.00	\$66,240.00
Totals	Graph	1	\$66,240.00	\$66,240.00	\$66,240.00	\$66,240.00

Latitude: 42.314802 Longitude: -79.571357

Employer Name/Worksite Address	Graph	Count	Mean Wage	Median Wage	Lowest Wage	Highest Wage
GREAT LAKES PHYSICIAN PRACTICE, P.C., ABSOLUT OF WESTFIELD, WESTFIELD, NY (https://www.google.com/maps/place/ABSOLUT%20OF%20WESTFIELD,WESTFIELD,NY)	Graph	1	\$200,000.00	\$200,000.00	\$200,000.00	\$200,000.00
Totals	Graph	1	\$200,000.00	\$200,000.00	\$200,000.00	\$200,000.00

Latitude: 42.32102 Longitude: -77.658069

Employer Name/Worksite Address	Graph	Count	Mean Wage	Median Wage	Lowest Wage	Highest Wage

Employer Name/Employer Address	Graph	Count	Mean Wage	Median Wage	Lowest Wage	Highest Wage
ALSTOM TRANSPORTATION INC., 1 TRANSIT DRIVE, HORNE LL, NY (https://www.google.com/maps/place/1%20TRANSIT%20DRIVE,HORNE LL,NY)	Graph	3	\$66,755.67	\$67,267.00	\$65,000.00	\$68,000.00
Totals	Graph	3	\$66,755.67	\$67,267.00	\$65,000.00	\$68,000.00

Employer Name/Worksite Address	Graph	Count	Mean Wage	Median Wage	Lowest Wage	Highest Wage
ACCENTURE LLP, 1 TRANSIT DRIVE, HORNE LL, NY (https://www.google.com/maps/place/1%20TRANSIT%20DRIVE,HORNE LL,NY)	Graph	7	\$67,468.03	\$67,267.00	\$48,318.00	\$95,000.00
ARMO CONSULTANTS, 1 TRANSIT DR, HORNE LL, NY (https://www.google.com/maps/place/1%20TRANSIT%20DR,HORNE LL,NY)	Graph	7	\$76,010.86	\$76,750.00	\$60,000.00	\$98,000.00
Totals	Graph	14	\$71,739.44	\$67,267.00	\$48,318.00	\$98,000.00

Latitude: 42.328285 Longitude: -79.572597

Employer Name/Employer Address	Graph	Count	Mean Wage	Median Wage	Lowest Wage	Highest Wage
ABSOLUT CENTER FOR NURSING AND REHABILITATION AT WESTFIELD, LLC, 26 CASS STREET, WESTFIELD, NY (https://www.google.com/maps/place/26%20CASS%20STREET,WESTFIELD,NY)	Graph	2	\$68,250.00	\$68,250.00	\$68,250.00	\$68,250.00
Totals	Graph	2	\$68,250.00	\$68,250.00	\$68,250.00	\$68,250.00

Employer Name/Worksite Address	Graph	Count	Mean Wage	Median Wage	Lowest Wage	Highest Wage
GREAT LAKES PHYSICIAN PRACTICE, P.C., 26 CASS ST., WESTFIELD, NY (https://www.google.com/maps/place/26%20CASS%20ST.,WESTFIELD,NY)	Graph	2	\$200,000.00	\$200,000.00	\$200,000.00	\$200,000.00
GRANDISON MANAGEMENT, INC., 26 CASS STREET, WESTFIELD, NY (https://www.google.com/maps/place/26%20CASS%20STREET,WESTFIELD,NY)	Graph	21	\$53,427.52	\$52,686.40	\$52,686.40	\$68,250.00
Totals	Graph	23	\$66,172.96	\$52,686.40	\$52,686.40	\$200,000.00

Latitude: 42.328458 Longitude: -75.772806

Employer Name/Employer Address	Graph	Count	Mean Wage	Median Wage	Lowest Wage	Highest Wage
THE RAYMOND CORPORATION, 22 SOUTH CANAL STREET, GREENE, NY (https://www.google.com/maps/place/22%20SOUTH%20CANAL%20STREET,GREENE,NY)	Graph	6	\$82,500.01	\$64,000.08	\$60,000.00	\$120,000.00
Totals	Graph	6	\$82,500.01	\$64,000.08	\$60,000.00	\$120,000.00

Employer Name/Worksite Address	Graph	Count	Mean Wage	Median Wage	Lowest Wage	Highest Wage
THE RAYMOND CORPORATION, 22 SOUTH CANAL STREET, GREENE, NY (https://www.google.com/maps/place/22%20SOUTH%20CANAL%20STREET,GREENE,NY)	Graph	4	\$63,750.02	\$64,000.00	\$60,000.00	\$67,000.00
DELOITTE CONSULTING LLP, 22 S CANAL STREET, GREENE, NY (https://www.google.com/maps/place/22%20S%20CANAL%20STREET,GREENE,NY)	Graph	15	\$83,000.00	\$83,000.00	\$83,000.00	\$83,000.00
Totals	Graph	19	\$78,947.37	\$83,000.00	\$60,000.00	\$83,000.00

Latitude: 42.328541 Longitude: -75.772727

Employer Name/Worksite Address	Graph	Count	Mean Wage	Median Wage	Lowest Wage	Highest Wage
FIREFLY PROS INC., 20 S CANAL ST, GREENE, NY (https://www.google.com/maps/place/20%20S%20CANAL%20ST,GREENE,NY)	Graph	1	\$43,534.00	\$43,534.00	\$43,534.00	\$43,534.00
Totals	Graph	1	\$43,534.00	\$43,534.00	\$43,534.00	\$43,534.00

Latitude: 42.338214 Longitude: -75.978233

Employer Name/Employer Address	Graph	Count	Mean Wage	Median Wage	Lowest Wage	Highest Wage
GREEN CONVEYOR & MACHINE GROUP LLC, 8300 STATE ROUTE 79, WHITNEY POINT, NY (https://www.google.com/maps/place/8300%20STATE%20ROUTE%2079,WHITNEY%20POINT,NY)	Graph	1	\$55,786.00	\$55,786.00	\$55,786.00	\$55,786.00
Totals	Graph	1	\$55,786.00	\$55,786.00	\$55,786.00	\$55,786.00

Employer Name/Worksite Address	Graph	Count	Mean Wage	Median Wage	Lowest Wage	Highest Wage
GREEN CONVEYOR & MACHINE GROUP LLC, 8300 ROUTE 79, WHITNEY POINT, NY (https://www.google.com/maps/place/8300%20ROUTE%2079,WHITNEY%20POINT,NY)	Graph	1	\$55,786.00	\$55,786.00	\$55,786.00	\$55,786.00
Totals	Graph	1	\$55,786.00	\$55,786.00	\$55,786.00	\$55,786.00

Latitude: 42.344085 Longitude: -73.845202

Employer Name/Worksite Address	Graph	Count	Mean Wage	Median Wage	Lowest Wage	Highest Wage
CLARKSTON-POTOMAC GROUP, INC., 16 HOUGHTALING ROAD, COXSACKIE, NY (https://www.google.com/maps/place/16%20HOUGHTALING%20ROAD,COXSACKIE,NY)	Graph	2	\$114,250.00	\$85,000.00	\$85,000.00	\$143,500.00
Totals	Graph	2	\$114,250.00	\$85,000.00	\$85,000.00	\$143,500.00

Latitude: 42.348709 Longitude: -77.342746

Employer Name/Worksite Address	Graph	Count	Mean Wage	Median Wage	Lowest Wage	Highest Wage
PROFESSIONAL DENTAL ALLIANCE, 355 W MORRIS ST, BATH, NY 14810, BATH, NY (https://www.google.com/maps/place/355%20W%20MORRIS%20ST,%20BATH,%20NY%2014810,BATH,NY)	Graph	1	\$107,286.00	\$107,286.00	\$107,286.00	\$107,286.00
Totals	Graph	1	\$107,286.00	\$107,286.00	\$107,286.00	\$107,286.00

Latitude: 42.353527 Longitude: -71.057819

Employer Name/Employer Address	Graph	Count	Mean Wage	Median Wage	Lowest Wage	Highest Wage
FIXNETIX INC., 99 SUMMER STREET, BOSTON, MA (https://www.google.com/maps/place/99%20SUMMER%20STREET,BOSTON,MA)	Graph	10	\$146,598.00	\$146,598.00	\$146,598.00	\$146,598.00
Totals	Graph	10	\$146,598.00	\$146,598.00	\$146,598.00	\$146,598.00

Employer Name/Worksite Address	Graph	Count	Mean Wage	Median Wage	Lowest Wage	Highest Wage
TREMOR VIDEO DSP, INC., 93 SUMMER STREET, BOSTON, NY (https://www.google.com/maps/place/93%20SUMMER%20STREET,BOSTON,NY)	Graph	1	\$80,000.00	\$80,000.00	\$80,000.00	\$80,000.00
Totals	Graph	1	\$80,000.00	\$80,000.00	\$80,000.00	\$80,000.00

Latitude: 42.354063 Longitude: -77.24746

Employer Name/Worksite Address	Graph	Count	Mean Wage	Median Wage	Lowest Wage	Highest Wage
GRANDISON MANAGEMENT, INC., 7009 RUMSEY STREET EXTENSION, BATH, NY (https://www.google.com/maps/place/7009%20RUMSEY%20STREET%20EXTENSION,BATH,NY)	Graph	10	\$52,686.40	\$52,686.40	\$52,686.40	\$52,686.40
Totals	Graph	10	\$52,686.40	\$52,686.40	\$52,686.40	\$52,686.40

Latitude: 42.355122 Longitude: -71.063291

Employer Name/Worksite Address	Graph	Count	Mean Wage	Median Wage	Lowest Wage	Highest Wage
RICHLINE GROUP, INC., 141 TREMONT STREET, BOSTON, NY (https://www.google.com/maps/place/141%20TREMONT%20STREET,BOSTON,NY)	Graph	1	\$71,800.00	\$71,800.00	\$71,800.00	\$71,800.00
Totals	Graph	1	\$71,800.00	\$71,800.00	\$71,800.00	\$71,800.00

Latitude: 42.361871 Longitude: -71.08202

Employer Name/Worksite Address	Graph	Count	Mean Wage	Median Wage	Lowest Wage	Highest Wage
GOOGLE INC., 76 NINTH AVENUE, NEW YORK, NY (https://www.google.com/maps/place/76%20NINTH%20AVENUE,NEW%20YORK,NY)	Graph	4	\$128,750.00	\$120,000.00	\$110,000.00	\$150,000.00
Totals	Graph	4	\$128,750.00	\$120,000.00	\$110,000.00	\$150,000.00

Latitude: 42.37929 Longitude: -76.508979

Employer Name/Employer Address	Graph	Count	Mean Wage	Median Wage	Lowest Wage	Highest Wage
STORK H&E TURBO BLADING, INC., 334 COMFORT ROAD, ITHACA, NY (https://www.google.com/maps/place/334%20COMFORT%20ROAD,ITHACA,NY)	Graph	1	\$125,000.00	\$125,000.00	\$125,000.00	\$125,000.00
Totals	Graph	1	\$125,000.00	\$125,000.00	\$125,000.00	\$125,000.00

Employer Name/Worksite Address	Graph	Count	Mean Wage	Median Wage	Lowest Wage	Highest Wage
STORK H&E TURBO BLADING, INC., 334 COMFORT ROAD, ITHACA, NY (https://www.google.com/maps/place/334%20COMFORT%20ROAD,ITHACA,NY)	Graph	1	\$125,000.00	\$125,000.00	\$125,000.00	\$125,000.00
Totals	Graph	1	\$125,000.00	\$125,000.00	\$125,000.00	\$125,000.00

Latitude: 42.37964 Longitude: -72.525842

Employer Name/Worksite Address	Graph	Count	Mean Wage	Median Wage	Lowest Wage	Highest Wage
THE KING'S COLLEGE, 56 BROADWAY, NEW YORK, NY (https://www.google.com/maps/place/56%20BROADWAY,NEW%20YORK,NY)	Graph	1	\$47,476.00	\$47,476.00	\$47,476.00	\$47,476.00
Totals	Graph	1	\$47,476.00	\$47,476.00	\$47,476.00	\$47,476.00

Latitude: 42.38536 Longitude: -74.121904

Employer Name/Worksite Address	Graph	Count	Mean Wage	Median Wage	Lowest Wage	Highest Wage
GLAXOSMITHKLINE CONSUMER HEALTHCARE L.P., 3169 ROUTE 145, EAST DURHAM, NY (https://www.google.com/maps/place/3169%20ROUTE%20145,EAST%20DURHAM,NY)	Graph	3	\$61,000.00	\$61,000.00	\$61,000.00	\$61,000.00
Totals	Graph	3	\$61,000.00	\$61,000.00	\$61,000.00	\$61,000.00

Latitude: 42.398906 Longitude: -78.628974

Employer Name/Worksite Address	Graph	Count	Mean Wage	Median Wage	Lowest Wage	Highest Wage
ST. BONAVENTURE UNIVERSITY, 3261 W STATE ROAD, ST. BONAVENTURE, NY (https://www.google.com/maps/place/3261%20W%20STATE%20ROAD,ST.%20BONAVENTURE,NY)	Graph	1	\$80,090.00	\$80,090.00	\$80,090.00	\$80,090.00
Totals	Graph	1	\$80,090.00	\$80,090.00	\$80,090.00	\$80,090.00

Latitude: 42.41408 Longitude: -79.326479

Employer Name/Employer Address	Graph	Count	Mean Wage	Median Wage	Lowest Wage	Highest Wage
ROSWELL PARK CANCER INSTITUTE, ELM AND CARLTON STREETS, BUFFALO, NY (https://www.google.com/maps/place/ELM%20AND%20CARLTON%20STREETS,BUFFALO,NY)	Graph	1	\$85,402.00	\$85,402.00	\$85,402.00	\$85,402.00
Totals	Graph	1	\$85,402.00	\$85,402.00	\$85,402.00	\$85,402.00

Employer Name/Worksite Address	Graph	Count	Mean Wage	Median Wage	Lowest Wage	Highest Wage
ROSWELL PARK CANCER INSTITUTE, ELM AND CARLTON STREETS, BUFFALO, NY (https://www.google.com/maps/place/ELM%20AND%20CARLTON%20STREETS,BUFFALO,NY)	Graph	1	\$85,402.00	\$85,402.00	\$85,402.00	\$85,402.00
Totals	Graph	1	\$85,402.00	\$85,402.00	\$85,402.00	\$85,402.00

Latitude: 42.416487 Longitude: -73.676523

Employer Name/Worksite Address	Graph	Count	Mean Wage	Median Wage	Lowest Wage	Highest Wage
UNIVERSAL MEDICAL RECORDS INFORMATION NETWORK CORP, 3230 CHURCH STREET, VALATIE, NY (https://www.google.com/maps/place/3230%20CHURCH%20STREET,VALATIE,NY)	Graph	1	\$55,723.00	\$55,723.00	\$55,723.00	\$55,723.00
Totals	Graph	1	\$55,723.00	\$55,723.00	\$55,723.00	\$55,723.00

Latitude: 42.417646 Longitude: -76.502405

Employer Name/Employer Address	Graph	Count	Mean Wage	Median Wage	Lowest Wage	Highest Wage
ITHACA COLLEGE, 953 DANBY ROAD, ITHACA, NY (https://www.google.com/maps/place/953%20DANBY%20ROAD,ITHACA,NY)	Graph	7	\$54,102.43	\$56,387.00	\$36,920.00	\$75,960.00
Totals	Graph	7	\$54,102.43	\$56,387.00	\$36,920.00	\$75,960.00

Employer Name/Worksite Address	Graph	Count	Mean Wage	Median Wage	Lowest Wage	Highest Wage
REDEEMSOFT, LLC, 953 DANBY RD., ITHACA, NY (https://www.google.com/maps/place/953%20DANBY%20RD.,ITHACA,NY)	Graph	2	\$80,000.00	\$80,000.00	\$80,000.00	\$80,000.00
ITHACA COLLEGE, 953 DANBY ROAD, ITHACA, NY (https://www.google.com/maps/place/953%20DANBY%20ROAD,ITHACA,NY)	Graph	7	\$54,102.43	\$56,387.00	\$36,920.00	\$75,960.00
Totals	Graph	9	\$59,857.44	\$59,350.00	\$36,920.00	\$80,000.00

Latitude: 42.420185 Longitude: -72.106158

Employer Name/Worksite Address	Graph	Count	Mean Wage	Median Wage	Lowest Wage	Highest Wage
BLACKROCK FINANCIAL MANAGEMENT, INC., 55 EAST 52ND STREET, NEW YORK, NY (https://www.google.com/maps/place/55%20EAST%2052ND%20STREET,NEW%20YORK,NY)	Graph	1	\$95,160.00	\$95,160.00	\$95,160.00	\$95,160.00
Totals	Graph	1	\$95,160.00	\$95,160.00	\$95,160.00	\$95,160.00

Latitude: 42.42213 Longitude: -76.500982

Employer Name/Employer Address	Graph	Count	Mean Wage	Median Wage	Lowest Wage	Highest Wage
COGNITIVETPG, LLC, 950 DANBY RD, ITHACA, NY (https://www.google.com/maps/place/950%20DANBY%20RD,ITHACA,NY)	Graph	1	\$71,843.00	\$71,843.00	\$71,843.00	\$71,843.00
Totals	Graph	1	\$71,843.00	\$71,843.00	\$71,843.00	\$71,843.00

Employer Name/Worksite Address	Graph	Count	Mean Wage	Median Wage	Lowest Wage	Highest Wage
--------------------------------	-------	-------	-----------	-------------	-------------	--------------

Employer Name/Worksite Address	Graph	Count	Mean Wage	Median Wage	Lowest Wage	Highest Wage
COGNITIVETPG, LLC, 950 DANBY RD, ITHACA, NY (https://www.google.com/maps/place/950%20DANBY%20RD,ITHACA,NY)	Graph	1	\$71,843.00	\$71,843.00	\$71,843.00	\$71,843.00
Totals	Graph	1	\$71,843.00	\$71,843.00	\$71,843.00	\$71,843.00

Latitude: 42.425702 Longitude: -78.160938

Employer Name/Worksite Address	Graph	Count	Mean Wage	Median Wage	Lowest Wage	Highest Wage
HOUGHTON ACADEMY, 9790 THAYER STREET, HOUGHTON, NY (https://www.google.com/maps/place/9790%20THAYER%20STREET,HOUGHTON,NY)	Graph	1	\$38,064.00	\$38,064.00	\$38,064.00	\$38,064.00
Totals	Graph	1	\$38,064.00	\$38,064.00	\$38,064.00	\$38,064.00

Employer Name/Worksite Address	Graph	Count	Mean Wage	Median Wage	Lowest Wage	Highest Wage
HOUGHTON ACADEMY, 9790 THAYER STREET, HOUGHTON, NY (https://www.google.com/maps/place/9790%20THAYER%20STREET,HOUGHTON,NY)	Graph	1	\$38,064.00	\$38,064.00	\$38,064.00	\$38,064.00
Totals	Graph	1	\$38,064.00	\$38,064.00	\$38,064.00	\$38,064.00

Latitude: 42.426449 Longitude: -78.161007

Employer Name/Worksite Address	Graph	Count	Mean Wage	Median Wage	Lowest Wage	Highest Wage
GRANDISON MANAGEMENT, INC., 9876 LUCKEY DRIVE, HOUGHTON, NY (https://www.google.com/maps/place/9876%20LUCKEY%20DRIVE,HOUGHTON,NY)	Graph	20	\$52,686.40	\$52,686.40	\$52,686.40	\$52,686.40
Totals	Graph	20	\$52,686.40	\$52,686.40	\$52,686.40	\$52,686.40

Latitude: 42.430342 Longitude: -76.50416

Employer Name/Worksite Address	Graph	Count	Mean Wage	Median Wage	Lowest Wage	Highest Wage
FINGER LAKES REUSE, INC., 214 ELMIRA ROAD, ITHACA, NY (https://www.google.com/maps/place/214%20ELMIRA%20ROAD,ITHACA,NY)	Graph	1	\$46,800.00	\$46,800.00	\$46,800.00	\$46,800.00
Totals	Graph	1	\$46,800.00	\$46,800.00	\$46,800.00	\$46,800.00

Employer Name/Worksite Address	Graph	Count	Mean Wage	Median Wage	Lowest Wage	Highest Wage
FINGER LAKES REUSE, INC., 214 ELMIRA ROAD, ITHACA, NY (https://www.google.com/maps/place/214%20ELMIRA%20ROAD,ITHACA,NY)	Graph	1	\$46,800.00	\$46,800.00	\$46,800.00	\$46,800.00
Totals	Graph	1	\$46,800.00	\$46,800.00	\$46,800.00	\$46,800.00

Latitude: 42.430998 Longitude: -76.499574

Employer Name/Worksite Address	Graph	Count	Mean Wage	Median Wage	Lowest Wage	Highest Wage
CAYUGA MEDICAL CENTER AT ITHACA, INC., ITHACA COLLEGE, ITHACA, NY (https://www.google.com/maps/place/ITHACA%20COLLEGE,ITHACA,NY)	Graph	1	\$154,586.00	\$154,586.00	\$154,586.00	\$154,586.00
GERI-SAFE, LTD., ITHACA GENERATOR, ITHACA, NY (https://www.google.com/maps/place/ITHACA%20GENERATOR,ITHACA,NY)	Graph	1	\$54,101.00	\$54,101.00	\$54,101.00	\$54,101.00
XALLEN, LLC, 95 BROWN ROAD, ITHACA, NY (https://www.google.com/maps/place/95%20BROWN%20ROAD,ITHACA,NY)	Graph	1	\$55,000.00	\$55,000.00	\$55,000.00	\$55,000.00
Totals	Graph	3	\$87,895.67	\$55,000.00	\$54,101.00	\$154,586.00

Latitude: 42.432033 Longitude: -76.492002

Employer Name/Worksite Address	Graph	Count	Mean Wage	Median Wage	Lowest Wage	Highest Wage
GRANDISON MANAGEMENT, INC., 602 HUDSON STREET, ITHACA, NY (https://www.google.com/maps/place/602%20HUDSON%20STREET,ITHACA,NY)	Graph	10	\$47,548.80	\$47,548.80	\$47,548.80	\$47,548.80
Totals	Graph	10	\$47,548.80	\$47,548.80	\$47,548.80	\$47,548.80

Latitude: 42.432401 Longitude: -76.473281

Employer Name/Worksite Address	Graph	Count	Mean Wage	Median Wage	Lowest Wage	Highest Wage
VILLERA RESEARCH, LLC, 209 WALNUT ST., ITHACA, NY (https://www.google.com/maps/place/209%20WALNUT%20ST.,ITHACA,NY)	Graph	1	\$87,360.00	\$87,360.00	\$87,360.00	\$87,360.00
Totals	Graph	1	\$87,360.00	\$87,360.00	\$87,360.00	\$87,360.00

Employer Name/Worksite Address	Graph	Count	Mean Wage	Median Wage	Lowest Wage	Highest Wage
VILLERA RESEARCH, LLC, 209 WALNUT ST., ITHACA, NY (https://www.google.com/maps/place/209%20WALNUT%20ST.,ITHACA,NY)	Graph	1	\$87,360.00	\$87,360.00	\$87,360.00	\$87,360.00
Totals	Graph	1	\$87,360.00	\$87,360.00	\$87,360.00	\$87,360.00

Latitude: 42.436716 Longitude: -76.515807

Employer Name/Worksite Address	Graph	Count	Mean Wage	Median Wage	Lowest Wage	Highest Wage
BIONIC EYE TECHNOLOGIES, INC., 239 CHERRY STREET, ITHACA, NY (https://www.google.com/maps/place/239%20CHERRY%20STREET,ITHACA,NY)	Graph	1	\$91,000.00	\$91,000.00	\$91,000.00	\$91,000.00
Totals	Graph	1	\$91,000.00	\$91,000.00	\$91,000.00	\$91,000.00

Employer Name/Worksite Address	Graph	Count	Mean Wage	Median Wage	Lowest Wage	Highest Wage
BIONIC EYE TECHNOLOGIES, INC., 239 CHERRY STREET, ITHACA, NY (https://www.google.com/maps/place/239%20CHERRY%20STREET,ITHACA,NY)	Graph	1	\$91,000.00	\$91,000.00	\$91,000.00	\$91,000.00
Totals	Graph	1	\$91,000.00	\$91,000.00	\$91,000.00	\$91,000.00

Latitude: 42.439332 Longitude: -76.493343

Employer Name/Worksite Address	Graph	Count	Mean Wage	Median Wage	Lowest Wage	Highest Wage
DASSAULT SYSTEMES BIOVIA CORP., 401 E. STATE STREET, ITHACA, NY (https://www.google.com/maps/place/401%20E.%20STATE%20STREET,ITHACA,NY)	Graph	1	\$75,000.00	\$75,000.00	\$75,000.00	\$75,000.00
Totals	Graph	1	\$75,000.00	\$75,000.00	\$75,000.00	\$75,000.00

Latitude: 42.43961 Longitude: -79.333171

Employer Name/Worksite Address	Graph	Count	Mean Wage	Median Wage	Lowest Wage	Highest Wage
GREAT LAKES PHYSICIAN PRACTICE, P.C., 12 CENTER ST., FREDONIA, NY (https://www.google.com/maps/place/12%20CENTER%20ST.,FREDONIA,NY)	Graph	2	\$200,000.00	\$200,000.00	\$200,000.00	\$200,000.00
Totals	Graph	2	\$200,000.00	\$200,000.00	\$200,000.00	\$200,000.00

Latitude: 42.442317 Longitude: -76.512789

Employer Name/Worksite Address	Graph	Count	Mean Wage	Median Wage	Lowest Wage	Highest Wage
--------------------------------	-------	-------	-----------	-------------	-------------	--------------

Employer Name/Worksite Address	Graph	Count	Mean Wage	Median Wage	Lowest Wage	Highest Wage
CAYUGA MEDICAL CENTER AT ITHACA, INC., 310 TAUGHANNOCK BLVD, ITHACA, NY (https://www.google.com/maps/place/310%20TAUGHANNOCK%20BLVD,ITHACA,NY)	Graph	1	\$157,144.00	\$157,144.00	\$157,144.00	\$157,144.00
Totals	Graph	1	\$157,144.00	\$157,144.00	\$157,144.00	\$157,144.00

Latitude: 42.443113 Longitude: -76.510093

Employer Name/Worksite Address	Graph	Count	Mean Wage	Median Wage	Lowest Wage	Highest Wage
GRAMMATECH, INC., 531 ESTY STREET, ITHACA, NY (https://www.google.com/maps/place/531%20ESTY%20STREET,ITHACA,NY)	Graph	2	\$76,939.04	\$70,000.00	\$70,000.00	\$83,878.08
Totals	Graph	2	\$76,939.04	\$70,000.00	\$70,000.00	\$83,878.08

Employer Name/Worksite Address	Graph	Count	Mean Wage	Median Wage	Lowest Wage	Highest Wage
GRAMMATECH, INC., 531 ESTY STREET, ITHACA, NY (https://www.google.com/maps/place/531%20ESTY%20STREET,ITHACA,NY)	Graph	2	\$76,939.04	\$70,000.00	\$70,000.00	\$83,878.08
Totals	Graph	2	\$76,939.04	\$70,000.00	\$70,000.00	\$83,878.08

Latitude: 42.444283 Longitude: -76.525731

Employer Name/Worksite Address	Graph	Count	Mean Wage	Median Wage	Lowest Wage	Highest Wage
MONSANTO COMPANY, 425 RICHARD PLACE, ITHACA, NY (https://www.google.com/maps/place/425%20RICHARD%20PLACE,ITHACA,NY)	Graph	1	\$86,861.00	\$86,861.00	\$86,861.00	\$86,861.00
Totals	Graph	1	\$86,861.00	\$86,861.00	\$86,861.00	\$86,861.00

Latitude: 42.444403 Longitude: -75.080825

Employer Name/Worksite Address	Graph	Count	Mean Wage	Median Wage	Lowest Wage	Highest Wage
UNITED HEALTH SERVICES HOSPITALS, INC., 179 RIVER STREET, ONEONTA, NY (https://www.google.com/maps/place/179%20RIVER%20STREET,ONEONTA,NY)	Graph	1	\$220,000.00	\$220,000.00	\$220,000.00	\$220,000.00
Totals	Graph	1	\$220,000.00	\$220,000.00	\$220,000.00	\$220,000.00

Latitude: 42.44765 Longitude: -76.477234

Employer Name/Worksite Address	Graph	Count	Mean Wage	Median Wage	Lowest Wage	Highest Wage
BOYCE THOMPSON INSTITUTE FOR PLANT RESEARCH, 533 TOWER ROAD, ITHACA, NY (https://www.google.com/maps/place/533%20TOWER%20ROAD,ITHACA,NY)	Graph	5	\$52,410.00	\$50,253.00	\$47,476.00	\$61,568.00
Totals	Graph	5	\$52,410.00	\$50,253.00	\$47,476.00	\$61,568.00

Employer Name/Worksite Address	Graph	Count	Mean Wage	Median Wage	Lowest Wage	Highest Wage
BOYCE THOMPSON INSTITUTE FOR PLANT RESEARCH, 533 TOWER RD, ITHACA, NY (https://www.google.com/maps/place/533%20TOWER%20RD,ITHACA,NY)	Graph	2	\$48,864.50	\$47,476.00	\$47,476.00	\$50,253.00
BOYCE THOMPSON INSTITUTE FOR PLANT RESEARCH, 533 TOWER ROAD, ITHACA, NY (https://www.google.com/maps/place/533%20TOWER%20ROAD,ITHACA,NY)	Graph	3	\$54,773.67	\$52,500.00	\$50,253.00	\$61,568.00
Totals	Graph	5	\$52,410.00	\$50,253.00	\$47,476.00	\$61,568.00

Latitude: 42.447728 Longitude: -76.479756

Employer Name/Employer Address	Graph	Count	Mean Wage	Median Wage	Lowest Wage	Highest Wage
CORNELL UNIVERSITY, B50 CALDWELL HALL, ITHACA, NY (https://www.google.com/maps/place/B50%20CALDWELL%20HALL,ITHACA,NY)	Graph	117	\$76,366.89	\$60,900.00	\$34,900.00	\$240,000.00
Totals	Graph	117	\$76,366.89	\$60,900.00	\$34,900.00	\$240,000.00

Employer Name/Worksite Address	Graph	Count	Mean Wage	Median Wage	Lowest Wage
CORNELL UNIVERSITY, BAKER INSTITUTE, ITHACA, NY (https://www.google.com/maps/place/BAKER%20INSTITUTE,ITHACA,NY)	Graph	1	\$196,000.00	\$196,000.00	\$196,000.00
CORNELL UNIVERSITY, BIOTECHNOLOGY BUILDING, ITHACA, NY (https://www.google.com/maps/place/BIOTECHNOLOGY%20BUILDING,ITHACA,NY)	Graph	1	\$47,484.00	\$47,484.00	\$47,484.00
CORNELL UNIVERSITY, CLARK HALL, ITHACA, NY (https://www.google.com/maps/place/CLARK%20HALL,ITHACA,NY)	Graph	1	\$54,001.00	\$54,001.00	\$54,001.00
CORNELL UNIVERSITY, CLINICAL PROGRAMS CENTER, ITHACA, NY (https://www.google.com/maps/place/CLINICAL%20PROGRAMS%20CENTER,ITHACA,NY)	Graph	1	\$115,000.00	\$115,000.00	\$115,000.00
CORNELL UNIVERSITY, EMERSON HALL, ITHACA, NY (https://www.google.com/maps/place/EMERSON%20HALL,ITHACA,NY)	Graph	1	\$53,895.00	\$53,895.00	\$53,895.00
CORNELL UNIVERSITY, KENNEDY HALL, ITHACA, NY (https://www.google.com/maps/place/KENNEDY%20HALL,ITHACA,NY)	Graph	1	\$120,000.00	\$120,000.00	\$120,000.00
CORNELL UNIVERSITY, MALOTT HALL, ITHACA, NY (https://www.google.com/maps/place/MALOTT%20HALL,ITHACA,NY)	Graph	1	\$95,000.00	\$95,000.00	\$95,000.00
CORNELL UNIVERSITY, MCGRAW HALL, ITHACA, NY (https://www.google.com/maps/place/MCGRAW%20HALL,ITHACA,NY)	Graph	1	\$84,533.00	\$84,533.00	\$84,533.00
CORNELL UNIVERSITY, PLANT SCIENCES BUILDING, ITHACA, NY (https://www.google.com/maps/place/PLANT%20SCIENCES%20BUILDING,ITHACA,NY)	Graph	1	\$53,950.00	\$53,950.00	\$53,950.00
CORNELL UNIVERSITY, RILEY ROBB HALL, ITHACA, NY (https://www.google.com/maps/place/RILEY%20ROBB%20HALL,ITHACA,NY)	Graph	1	\$71,613.00	\$71,613.00	\$71,613.00
CORNELL UNIVERSITY, SAVAGE HALL, ITHACA, NY (https://www.google.com/maps/place/SAVAGE%20HALL,ITHACA,NY)	Graph	1	\$52,210.00	\$52,210.00	\$52,210.00
CORNELL UNIVERSITY, SAVAGE/KINZELBERG COMPLEX, ITHACA, NY (https://www.google.com/maps/place/SAVAGE/KINZELBERG%20COMPLEX,ITHACA,NY)	Graph	1	\$56,000.00	\$56,000.00	\$56,000.00
CORNELL UNIVERSITY, SCHWARTZ CENTER FOR THE PERFORMING ARTS, ITHACA, NY (https://www.google.com/maps/place/SCHWARTZ%20CENTER%20FOR%20THE%20PERFORMING%20ARTS,ITHACA,NY)	Graph	1	\$85,696.00	\$85,696.00	\$85,696.00
CORNELL UNIVERSITY, UPSON HALL, ITHACA, NY (https://www.google.com/maps/place/UPSON%20HALL,ITHACA,NY)	Graph	1	\$100,000.00	\$100,000.00	\$100,000.00
CORNELL UNIVERSITY, VETERINARY HOSPITAL, ITHACA, NY (https://www.google.com/maps/place/VETERINARY%20HOSPITAL,ITHACA,NY)	Graph	1	\$165,000.00	\$165,000.00	\$165,000.00
CORNELL UNIVERSITY, WARREN HALL, ITHACA, NY (https://www.google.com/maps/place/WARREN%20HALL,ITHACA,NY)	Graph	1	\$50,044.00	\$50,044.00	\$50,044.00
CORNELL UNIVERSITY, GATES HALL, ITHACA, NY (https://www.google.com/maps/place/GATES%20HALL,ITHACA,NY)	Graph	2	\$60,855.00	\$47,476.00	\$47,476.00
CORNELL UNIVERSITY, MANN LIBRARY, ITHACA, NY (https://www.google.com/maps/place/MANN%20LIBRARY,ITHACA,NY)	Graph	2	\$75,202.00	\$54,404.00	\$54,404.00
CORNELL UNIVERSITY, MARTHA VAN RENSSELAER HALL, ITHACA, NY (https://www.google.com/maps/place/MARTHA%20VAN%20RENSSELAER%20HALL,ITHACA,NY)	Graph	2	\$89,323.00	\$51,493.00	\$51,493.00
CORNELL UNIVERSITY, ROCKEFELLER HALL, ITHACA, NY (https://www.google.com/maps/place/ROCKEFELLER%20HALL,ITHACA,NY)	Graph	2	\$72,787.50	\$59,675.00	\$59,675.00
CORNELL UNIVERSITY, URIS HALL, ITHACA, NY (https://www.google.com/maps/place/URIS%20HALL,ITHACA,NY)	Graph	2	\$158,533.00	\$135,000.00	\$135,000.00
HOWARD HUGHES MEDICAL INSTITUTE, HHMI/CORNELL UNIVERSITY, ITHACA, NY (https://www.google.com/maps/place/HHMI/CORNELL%20UNIVERSITY,ITHACA,NY)	Graph	2	\$48,000.00	\$46,000.00	\$46,000.00
CORNELL UNIVERSITY, KLARMAN HALL, ITHACA, NY (https://www.google.com/maps/place/KLARMAN%20HALL,ITHACA,NY)	Graph	3	\$70,616.00	\$71,198.40	\$68,660.00
CORNELL UNIVERSITY, BAKER LABORATORY, ITHACA, NY (https://www.google.com/maps/place/BAKER%20LABORATORY,ITHACA,NY)	Graph	4	\$50,391.50	\$47,476.00	\$47,476.00
CORNELL UNIVERSITY, CORNELL UNIVERSITY, ITHACA, NY (https://www.google.com/maps/place/CORNELL%20UNIVERSITY,ITHACA,NY)	Graph	4	\$85,044.25	\$70,390.00	\$53,167.00
CORNELL UNIVERSITY, WEILL HALL, ITHACA, NY (https://www.google.com/maps/place/WEILL%20HALL,ITHACA,NY)	Graph	4	\$50,641.25	\$47,500.00	\$47,484.00
CORNELL UNIVERSITY, PHYSICAL SCIENCES BUILDING, ITHACA, NY (https://www.google.com/maps/place/PHYSICAL%20SCIENCES%20BUILDING,ITHACA,NY)	Graph	5	\$62,736.00	\$59,000.00	\$54,000.00

Employer Name/Worksite Address	Graph	Count	Mean Wage	Median Wage	Lowest Wage
CORNELL UNIVERSITY, CARPENTER HALL, ITHACA, NY (https://www.google.com/maps/place/CARPENTER%20HALL,ITHACA,NY)	Graph	7	\$77,405.29	\$67,205.00	\$47,476.1
CORNELL UNIVERSITY, CORNELL VET COLLEGE, ITHACA, NY (https://www.google.com/maps/place/CORNELL%20VET%20COLLEGE,ITHACA,NY)	Graph	9	\$60,124.04	\$36,700.00	\$34,900.1
Totals	Graph	64	\$74,415.88	\$59,000.00	\$34,900.1

Latitude: 42.44885 Longitude: -122.074749

Employer Name/Worksite Address	Graph	Count	Mean Wage	Median Wage	Lowest Wage	Highest Wage
QUADRANT 4 SYSTEM CORPORATION, 235 E, 45TH STREET, NEW YORK, NY (https://www.google.com/maps/place/235%20E,%2045TH%20STREET,NEW%20YORK,NY)	Graph	2	\$80,000.00	\$80,000.00	\$80,000.00	\$80,000.00
Totals	Graph	2	\$80,000.00	\$80,000.00	\$80,000.00	\$80,000.00

Latitude: 42.449193 Longitude: -76.489132

Employer Name/Worksite Address	Graph	Count	Mean Wage	Median Wage	Lowest Wage	Highest Wage
CORNELL UNIVERSITY, CORNELL UNIVERSITY, ITHACA, NY (https://www.google.com/maps/place/CORNELL%20UNIVERSITY,ITHACA,NY)	Graph	49	\$79,854.25	\$61,200.00	\$36,700.00	\$240,000.00
Totals	Graph	49	\$79,854.25	\$61,200.00	\$36,700.00	\$240,000.00

Latitude: 42.452324 Longitude: -75.108862

Employer Name/Worksite Address	Graph	Count	Mean Wage	Median Wage	Lowest Wage	Highest Wage
CUSTOM ELECTRONICS, INC., 87 BROWNE STREET, ONEONTA, NY (https://www.google.com/maps/place/87%20BROWNE%20STREET,ONEONTA,NY)	Graph	1	\$50,000.00	\$50,000.00	\$50,000.00	\$50,000.00
Totals	Graph	1	\$50,000.00	\$50,000.00	\$50,000.00	\$50,000.00

Employer Name/Worksite Address	Graph	Count	Mean Wage	Median Wage	Lowest Wage	Highest Wage
CUSTOM ELECTRONICS, INC., 87 BROWNE STREET, ONEONTA, NY (https://www.google.com/maps/place/87%20BROWNE%20STREET,ONEONTA,NY)	Graph	1	\$50,000.00	\$50,000.00	\$50,000.00	\$50,000.00
Totals	Graph	1	\$50,000.00	\$50,000.00	\$50,000.00	\$50,000.00

Latitude: 42.453606 Longitude: -76.486938

Employer Name/Worksite Address	Graph	Count	Mean Wage	Median Wage	Lowest Wage	Highest Wage
CONCEPT SYSTEMS INC, 136 THE COMMONS, ITHACA, NY (https://www.google.com/maps/place/136%20THE%20COMMONS,ITHACA,NY)	Graph	2	\$35,500.00	\$35,000.00	\$35,000.00	\$36,000.00
Totals	Graph	2	\$35,500.00	\$35,000.00	\$35,000.00	\$36,000.00

Employer Name/Worksite Address	Graph	Count	Mean Wage	Median Wage	Lowest Wage	Highest Wage
CONCEPT SYSTEMS INC, 136 THE COMMONS, ITHACA, NY (https://www.google.com/maps/place/136%20THE%20COMMONS,ITHACA,NY)	Graph	2	\$35,500.00	\$35,000.00	\$35,000.00	\$36,000.00
Totals	Graph	2	\$35,500.00	\$35,000.00	\$35,000.00	\$36,000.00

Latitude: 42.455065 Longitude: -79.33391

Employer Name/Employer Address	Graph	Count	Mean Wage	Median Wage	Lowest Wage	Highest Wage
SUNY COLLEGE AT FREDONIA, 280 CENTRAL AVENUE, FREDONIA, NY (https://www.google.com/maps/place/280%20CENTRAL%20AVENUE,FREDONIA,NY)	Graph	3	\$63,166.67	\$64,500.00	\$53,000.00	\$72,000.00
Totals	Graph	3	\$63,166.67	\$64,500.00	\$53,000.00	\$72,000.00

Employer Name/Worksite Address	Graph	Count	Mean Wage	Median Wage	Lowest Wage	Highest Wage
SUNY COLLEGE AT FREDONIA, 280 CENTRAL AVENUE, FREDONIA, NY (https://www.google.com/maps/place/280%20CENTRAL%20AVENUE,FREDONIA,NY)	Graph	3	\$63,166.67	\$64,500.00	\$53,000.00	\$72,000.00
Totals	Graph	3	\$63,166.67	\$64,500.00	\$53,000.00	\$72,000.00

Latitude: 42.455753 Longitude: -78.928167

Employer Name/Worksite Address	Graph	Count	Mean Wage	Median Wage	Lowest Wage	Highest Wage
ISAAC GROUP, LLC, 100 MILLER STREET, GOWANDA, NY (https://www.google.com/maps/place/100%20MILLER%20STREET,GOWANDA,NY)	Graph	18	\$58,621.33	\$52,686.40	\$52,686.40	\$66,560.00
Totals	Graph	18	\$58,621.33	\$52,686.40	\$52,686.40	\$66,560.00

Latitude: 42.457228 Longitude: -75.033422

Employer Name/Worksite Address	Graph	Count	Mean Wage	Median Wage	Lowest Wage	Highest Wage
THE MARY IMOGENE BASSETT HOSPITAL, 1 FOXCARE DRIVE, ONEONTA, NY (https://www.google.com/maps/place/1%20FOXCARE%20DRIVE,ONEONTA,NY)	Graph	1	\$180,000.00	\$180,000.00	\$180,000.00	\$180,000.00
Totals	Graph	1	\$180,000.00	\$180,000.00	\$180,000.00	\$180,000.00

Latitude: 42.457445 Longitude: -75.053067

Employer Name/Employer Address	Graph	Count	Mean Wage	Median Wage	Lowest Wage	Highest Wage
A. O. FOX MEMORIAL HOSPITAL, ONE NORTON AVENUE, ONEONTA, NY (https://www.google.com/maps/place/ONE%20NORTON%20AVENUE,ONEONTA,NY)	Graph	4	\$51,615.20	\$51,272.00	\$51,272.00	\$52,644.80
Totals	Graph	4	\$51,615.20	\$51,272.00	\$51,272.00	\$52,644.80

Employer Name/Worksite Address	Graph	Count	Mean Wage	Median Wage	Lowest Wage	Highest Wage
A. O. FOX MEMORIAL HOSPITAL, ONE NORTON AVENUE, ONEONTA, NY (https://www.google.com/maps/place/ONE%20NORTON%20AVENUE,ONEONTA,NY)	Graph	4	\$51,615.20	\$51,272.00	\$51,272.00	\$52,644.80
Totals	Graph	4	\$51,615.20	\$51,272.00	\$51,272.00	\$52,644.80

Latitude: 42.465302 Longitude: -75.06227

Employer Name/Employer Address	Graph	Count	Mean Wage	Median Wage	Lowest Wage	Highest Wage
STATE UNIVERSITY OF NEW YORK AT ONEONTA, 108 RAVINE PARKWAY, ONEONTA, NY (https://www.google.com/maps/place/108%20RAVINE%20PARKWAY,ONEONTA,NY)	Graph	14	\$72,397.93	\$70,000.00	\$44,700.00	\$105,000.00
Totals	Graph	14	\$72,397.93	\$70,000.00	\$44,700.00	\$105,000.00

Employer Name/Worksite Address	Graph	Count	Mean Wage	Median Wage	Lowest Wage	Highest Wage
STATE UNIVERSITY OF NEW YORK AT ONEONTA, 108 RAVINE PARKWAY, ONEONTA, NY (https://www.google.com/maps/place/108%20RAVINE%20PARKWAY,ONEONTA,NY)	Graph	15	\$71,933.87	\$70,000.00	\$44,700.00	\$105,000.00

Employer Name/Worksite Address	Graph	Count	Mean Wage	Median Wage	Lowest Wage	Highest Wage
Totals	Graph	15	\$71,933.87	\$70,000.00	\$44,700.00	\$105,000.00

Latitude: 42.46952 Longitude: -76.47968

Employer Name/Worksite Address	Graph	Count	Mean Wage	Median Wage	Lowest Wage	Highest Wage
STOKES WAGNER, A.L.C., 903 HANSHAW ROAD, ITHACA, NY (https://www.google.com/maps/place/903%20HANSHAW%20ROAD,ITHACA,NY)	Graph	1	\$70,741.00	\$70,741.00	\$70,741.00	\$70,741.00
Totals	Graph	1	\$70,741.00	\$70,741.00	\$70,741.00	\$70,741.00

Latitude: 42.470861 Longitude: -76.537591

Employer Name/Worksite Address	Graph	Count	Mean Wage	Median Wage	Lowest Wage	Highest Wage
CAYUGA MEDICAL CENTER AT ITHACA, INC., 101 DATES DRIVE, ITHACA, NY (https://www.google.com/maps/place/101%20DATES%20DRIVE,ITHACA,NY)	Graph	4	\$108,591.50	\$61,318.00	\$61,318.00	\$157,144.00
Totals	Graph	4	\$108,591.50	\$61,318.00	\$61,318.00	\$157,144.00

Employer Name/Worksite Address	Graph	Count	Mean Wage	Median Wage	Lowest Wage	Highest Wage
CAYUGA MEDICAL CENTER AT ITHACA, INC., 101 DATES DR., ITHACA, NY (https://www.google.com/maps/place/101%20DATES%20DR.,ITHACA,NY)	Graph	2	\$61,318.00	\$61,318.00	\$61,318.00	\$61,318.00
Totals	Graph	2	\$61,318.00	\$61,318.00	\$61,318.00	\$61,318.00

Latitude: 42.47127 Longitude: -76.537704

Employer Name/Worksite Address	Graph	Count	Mean Wage	Median Wage	Lowest Wage	Highest Wage
EXA DATA SOLUTIONS, INC, 401 DATES DRIVE, ITHACA, NY (https://www.google.com/maps/place/401%20DATES%20DRIVE,ITHACA,NY)	Graph	2	\$59,435.00	\$54,870.00	\$54,870.00	\$64,000.00
Totals	Graph	2	\$59,435.00	\$54,870.00	\$54,870.00	\$64,000.00

Latitude: 42.476217 Longitude: -76.430818

Employer Name/Worksite Address	Graph	Count	Mean Wage	Median Wage	Lowest Wage	Highest Wage
GUTHRIE MEDICAL GROUP P.C., 1780 HANSHAW ROAD, ITHACA, NY (https://www.google.com/maps/place/1780%20HANSHAW%20ROAD,ITHACA,NY)	Graph	1	\$200,000.00	\$200,000.00	\$200,000.00	\$200,000.00
Totals	Graph	1	\$200,000.00	\$200,000.00	\$200,000.00	\$200,000.00

Latitude: 42.478382 Longitude: -76.450488

Employer Name/Worksite Address	Graph	Count	Mean Wage	Median Wage	Lowest Wage	Highest Wage
CORNELL UNIVERSITY, 159 SAPSUCKER WOODS RD, ITHACA, NY (https://www.google.com/maps/place/159%20SAPSUCKER%20WOODS%20RD,ITHACA,NY)	Graph	1	\$66,000.00	\$66,000.00	\$66,000.00	\$66,000.00
Totals	Graph	1	\$66,000.00	\$66,000.00	\$66,000.00	\$66,000.00

Latitude: 42.483364 Longitude: -79.334552

Employer Name/Worksite Address	Graph	Count	Mean Wage	Median Wage	Lowest Wage	Highest Wage
--------------------------------	-------	-------	-----------	-------------	-------------	--------------

Employer Name/Employer Address	Graph	Count	Mean Wage	Median Wage	Lowest Wage	Highest Wage
THE CHAUTAUQUA CENTER, 319 CENTRAL AVENUE, DUNKIRK, NY (https://www.google.com/maps/place/319%20CENTRAL%20AVENUE,DUNKIRK,NY)	Graph	1	\$180,000.00	\$180,000.00	\$180,000.00	\$180,000.00
Totals	Graph	1	\$180,000.00	\$180,000.00	\$180,000.00	\$180,000.00

Employer Name/Worksite Address	Graph	Count	Mean Wage	Median Wage	Lowest Wage	Highest Wage
THE CHAUTAUQUA CENTER, 319 CENTRAL AVENUE, DUNKIRK, NY (https://www.google.com/maps/place/319%20CENTRAL%20AVENUE,DUNKIRK,NY)	Graph	1	\$180,000.00	\$180,000.00	\$180,000.00	\$180,000.00
Totals	Graph	1	\$180,000.00	\$180,000.00	\$180,000.00	\$180,000.00

Latitude: 42.484634 Longitude: -76.464978

Employer Name/Employer Address	Graph	Count	Mean Wage	Median Wage	Lowest Wage	Highest Wage
BIGWOOD SYSTEMS, INC., 35 THORNWOOD DR. STE. 400, ITHACA, NY (https://www.google.com/maps/place/35%20THORNWOOD%20DR.%20STE.%20400,ITHACA,NY)	Graph	2	\$69,254.50	\$66,000.00	\$66,000.00	\$72,509.00
Totals	Graph	2	\$69,254.50	\$66,000.00	\$66,000.00	\$72,509.00

Employer Name/Worksite Address	Graph	Count	Mean Wage	Median Wage	Lowest Wage	Highest Wage
BIGWOOD SYSTEMS, INC., 35 THORNWOOD DR. STE. 400, ITHACA, NY (https://www.google.com/maps/place/35%20THORNWOOD%20DR.%20STE.%20400,ITHACA,NY)	Graph	2	\$69,254.50	\$66,000.00	\$66,000.00	\$72,509.00
Totals	Graph	2	\$69,254.50	\$66,000.00	\$66,000.00	\$72,509.00

Latitude: 42.48481 Longitude: -76.464951

Employer Name/Worksite Address	Graph	Count	Mean Wage	Median Wage	Lowest Wage	Highest Wage
MACOM TECHNOLOGY SOLUTIONS, INC., 20 THORNWOOD DRIVE, ITHACA, NY (https://www.google.com/maps/place/20%20THORNWOOD%20DRIVE,ITHACA,NY)	Graph	11	\$80,714.03	\$77,252.24	\$58,968.00	\$110,000.00
Totals	Graph	11	\$80,714.03	\$77,252.24	\$58,968.00	\$110,000.00

Latitude: 42.486543 Longitude: -76.484312

Employer Name/Worksite Address	Graph	Count	Mean Wage	Median Wage	Lowest Wage	Highest Wage
TEKSOFT SYSTEMS INC, 134 GRAHAM ROAD, APT 3B6, ITHACA, NY (https://www.google.com/maps/place/134%20GRAHAM%20ROAD,%20APT%203B6,ITHACA,NY)	Graph	1	\$70,000.00	\$70,000.00	\$70,000.00	\$70,000.00
Totals	Graph	1	\$70,000.00	\$70,000.00	\$70,000.00	\$70,000.00

Latitude: 42.48741 Longitude: -76.464842

Employer Name/Employer Address	Graph	Count	Mean Wage	Median Wage	Lowest Wage	Highest Wage
ADVION, INC., 10 BROWN ROAD, ITHACA, NY (https://www.google.com/maps/place/10%20BROWN%20ROAD,ITHACA,NY)	Graph	2	\$75,354.00	\$58,947.00	\$58,947.00	\$91,761.00
Totals	Graph	2	\$75,354.00	\$58,947.00	\$58,947.00	\$91,761.00

Employer Name/Worksite Address	Graph	Count	Mean Wage	Median Wage	Lowest Wage	Highest Wage
ADVION, INC., 10 BROWN ROAD, ITHACA, NY (https://www.google.com/maps/place/10%20BROWN%20ROAD,ITHACA,NY)	Graph	1	\$91,761.00	\$91,761.00	\$91,761.00	\$91,761.00

Employer Name/Worksite Address	Graph	Count	Mean Wage	Median Wage	Lowest Wage	Highest Wage
Totals	Graph	1	\$91,761.00	\$91,761.00	\$91,761.00	\$91,761.00

Latitude: 42.487451 Longitude: -76.464246

Employer Name/Worksite Address	Graph	Count	Mean Wage	Median Wage	Lowest Wage	Highest Wage
ADVION, INC., 30 BROWN ROAD, ITHACA, NY (https://www.google.com/maps/place/30%20BROWN%20ROAD,ITHACA,NY)	Graph	1	\$58,947.00	\$58,947.00	\$58,947.00	\$58,947.00
Totals	Graph	1	\$58,947.00	\$58,947.00	\$58,947.00	\$58,947.00

Latitude: 42.489904 Longitude: -76.476308

Employer Name/Worksite Address	Graph	Count	Mean Wage	Median Wage	Lowest Wage	Highest Wage
TRANSACT TECHNOLOGIES INCORPORATED, 20 BOMAX DRIVE, ITHACA, NY (https://www.google.com/maps/place/20%20BOMAX%20DRIVE,ITHACA,NY)	Graph	1	\$61,480.00	\$61,480.00	\$61,480.00	\$61,480.00
Totals	Graph	1	\$61,480.00	\$61,480.00	\$61,480.00	\$61,480.00

Latitude: 42.490937 Longitude: -76.485808

Employer Name/Worksite Address	Graph	Count	Mean Wage	Median Wage	Lowest Wage	Highest Wage
ITHACA MONTESSORI SCHOOL, 12 ASCOT PLACE, ITHACA, NY (https://www.google.com/maps/place/12%20ASCOT%20PLACE,ITHACA,NY)	Graph	1	\$39,990.00	\$39,990.00	\$39,990.00	\$39,990.00
Totals	Graph	1	\$39,990.00	\$39,990.00	\$39,990.00	\$39,990.00

Employer Name/Worksite Address	Graph	Count	Mean Wage	Median Wage	Lowest Wage	Highest Wage
ITHACA MONTESSORI SCHOOL, 12 ASCOT PLACE, ITHACA, NY (https://www.google.com/maps/place/12%20ASCOT%20PLACE,ITHACA,NY)	Graph	1	\$39,990.00	\$39,990.00	\$39,990.00	\$39,990.00
Totals	Graph	1	\$39,990.00	\$39,990.00	\$39,990.00	\$39,990.00

Latitude: 42.496062 Longitude: -79.311566

Employer Name/Worksite Address	Graph	Count	Mean Wage	Median Wage	Lowest Wage	Highest Wage
GRANDISON MANAGEMENT, INC., 447 LAKE SHORE DRIVE, DUNKIRK, NY (https://www.google.com/maps/place/447%20LAKE%20SHORE%20DRIVE,DUNKIRK,NY)	Graph	30	\$52,686.40	\$52,686.40	\$52,686.40	\$52,686.40
Totals	Graph	30	\$52,686.40	\$52,686.40	\$52,686.40	\$52,686.40

Latitude: 42.505473 Longitude: -76.471534

Employer Name/Worksite Address	Graph	Count	Mean Wage	Median Wage	Lowest Wage	Highest Wage
DGN TECHNOLOGIES INC, 800 WARREN ROAD, ITHACA, NY (https://www.google.com/maps/place/800%20WARREN%20ROAD,ITHACA,NY)	Graph	1	\$100,000.00	\$100,000.00	\$100,000.00	\$100,000.00
Totals	Graph	1	\$100,000.00	\$100,000.00	\$100,000.00	\$100,000.00

Latitude: 42.507759 Longitude: -76.470416

Employer Name/Worksite Address	Graph	Count	Mean Wage	Median Wage	Lowest Wage	Highest Wage

Employer Name/Employer Address	Graph	Count	Mean Wage	Median Wage	Lowest Wage	Highest Wage
POROUS MATERIALS, INC., 20 DUTCH MILL ROAD, ITHACA, NY (https://www.google.com/maps/place/20%20DUTCH%20MILL%20ROAD,ITHACA,NY)	Graph	1	\$58,000.00	\$58,000.00	\$58,000.00	\$58,000.00
Totals	Graph	1	\$58,000.00	\$58,000.00	\$58,000.00	\$58,000.00

Employer Name/Worksite Address	Graph	Count	Mean Wage	Median Wage	Lowest Wage	Highest Wage
POROUS MATERIALS, INC., 20 DUTCH MILL ROAD, ITHACA, NY (https://www.google.com/maps/place/20%20DUTCH%20MILL%20ROAD,ITHACA,NY)	Graph	1	\$58,000.00	\$58,000.00	\$58,000.00	\$58,000.00
Totals	Graph	1	\$58,000.00	\$58,000.00	\$58,000.00	\$58,000.00

Latitude: 42.507787 Longitude: -76.469373

Employer Name/Employer Address	Graph	Count	Mean Wage	Median Wage	Lowest Wage	Highest Wage
TRANSONIC SYSTEMS INC., 34 DUTCH MILL ROAD, ITHACA, NY (https://www.google.com/maps/place/34%20DUTCH%20MILL%20ROAD,ITHACA,NY)	Graph	1	\$63,024.00	\$63,024.00	\$63,024.00	\$63,024.00
Totals	Graph	1	\$63,024.00	\$63,024.00	\$63,024.00	\$63,024.00

Employer Name/Worksite Address	Graph	Count	Mean Wage	Median Wage	Lowest Wage	Highest Wage
TRANSONIC SYSTEMS INC., 34 DUTCH MILL ROAD, ITHACA, NY (https://www.google.com/maps/place/34%20DUTCH%20MILL%20ROAD,ITHACA,NY)	Graph	1	\$63,024.00	\$63,024.00	\$63,024.00	\$63,024.00
Totals	Graph	1	\$63,024.00	\$63,024.00	\$63,024.00	\$63,024.00

Latitude: 42.507894 Longitude: -76.470301

Employer Name/Employer Address	Graph	Count	Mean Wage	Median Wage	Lowest Wage	Highest Wage
GLOBAL PHOENIX COMPUTER TECHNOLOGIES SOLUTIONS, INC., 21 DUTCH MILL ROAD, ITHACA, NY (https://www.google.com/maps/place/21%20DUTCH%20MILL%20ROAD,ITHACA,NY)	Graph	1	\$33,779.00	\$33,779.00	\$33,779.00	\$33,779.00
Totals	Graph	1	\$33,779.00	\$33,779.00	\$33,779.00	\$33,779.00

Employer Name/Worksite Address	Graph	Count	Mean Wage	Median Wage	Lowest Wage	Highest Wage
GLOBAL PHOENIX COMPUTER TECHNOLOGIES SOLUTIONS, INC., 21 DUTCH MILL ROAD, ITHACA, NY (https://www.google.com/maps/place/21%20DUTCH%20MILL%20ROAD,ITHACA,NY)	Graph	1	\$33,779.00	\$33,779.00	\$33,779.00	\$33,779.00
Totals	Graph	1	\$33,779.00	\$33,779.00	\$33,779.00	\$33,779.00

Latitude: 42.507914 Longitude: -76.469571

Employer Name/Employer Address	Graph	Count	Mean Wage	Median Wage	Lowest Wage	Highest Wage
ENVISAGE INFORMATION SYSTEMS, LLC, 31 DUTCH MILL ROAD, ITHACA, NY (https://www.google.com/maps/place/31%20DUTCH%20MILL%20ROAD,ITHACA,NY)	Graph	8	\$84,845.00	\$78,423.00	\$63,274.00	\$131,925.00
Totals	Graph	8	\$84,845.00	\$78,423.00	\$63,274.00	\$131,925.00

Employer Name/Worksite Address	Graph	Count	Mean Wage	Median Wage	Lowest Wage	Highest Wage
ENVISAGE INFORMATION SYSTEMS, LLC, 31 DUTCH MILL ROAD, ITHACA, NY (https://www.google.com/maps/place/31%20DUTCH%20MILL%20ROAD,ITHACA,NY)	Graph	6	\$89,747.67	\$84,864.00	\$63,274.00	\$131,925.00
Totals	Graph	6	\$89,747.67	\$84,864.00	\$63,274.00	\$131,925.00

Latitude: 42.52575 Longitude: -75.526717

Employer Name/Worksite Address	Graph	Count	Mean Wage	Median Wage	Lowest Wage	Highest Wage
CHENANGO MEMORIAL HOSPITAL INC., 32 CONKEY AVENUE, NORWICH, NY (https://www.google.com/maps/place/32%20CONKEY%20AVENUE,NORWICH,NY)	Graph	1	\$146,432.00	\$146,432.00	\$146,432.00	\$146,432.00
Totals	Graph	1	\$146,432.00	\$146,432.00	\$146,432.00	\$146,432.00

Latitude: 42.533834 Longitude: -78.424621

Employer Name/Employer Address	Graph	Count	Mean Wage	Median Wage	Lowest Wage	Highest Wage
PRESTOLITE ELECTRIC INCORPORATED, 400 MAIN STREET, ARCADE, NY (https://www.google.com/maps/place/400%20MAIN%20STREET,ARCADE,NY)	Graph	1	\$51,251.00	\$51,251.00	\$51,251.00	\$51,251.00
Totals	Graph	1	\$51,251.00	\$51,251.00	\$51,251.00	\$51,251.00

Employer Name/Worksite Address	Graph	Count	Mean Wage	Median Wage	Lowest Wage	Highest Wage
PRESTOLITE ELECTRIC INCORPORATED, 400 MAIN STREET, ARCADE, NY (https://www.google.com/maps/place/400%20MAIN%20STREET,ARCADE,NY)	Graph	1	\$51,251.00	\$51,251.00	\$51,251.00	\$51,251.00
Totals	Graph	1	\$51,251.00	\$51,251.00	\$51,251.00	\$51,251.00

Latitude: 42.533887 Longitude: -75.512653

Employer Name/Worksite Address	Graph	Count	Mean Wage	Median Wage	Lowest Wage	Highest Wage
GRANDISON MANAGEMENT, INC., 40 PARK STREET, NORWICH, NY (https://www.google.com/maps/place/40%20PARK%20STREET,NORWICH,NY)	Graph	20	\$62,171.20	\$62,171.20	\$62,171.20	\$62,171.20
Totals	Graph	20	\$62,171.20	\$62,171.20	\$62,171.20	\$62,171.20

Latitude: 42.535388 Longitude: -73.746957

Employer Name/Worksite Address	Graph	Count	Mean Wage	Median Wage	Lowest Wage	Highest Wage
GRANDISON MANAGEMENT, INC., 90 NORTH MAIN STREET, CASTLETON-ON-HUDSON, NY (https://www.google.com/maps/place/90%20NORTH%20MAIN%20STREET,CASTLETON-ON-HUDSON,NY)	Graph	10	\$54,641.60	\$54,641.60	\$54,641.60	\$54,641.60
Totals	Graph	10	\$54,641.60	\$54,641.60	\$54,641.60	\$54,641.60

Latitude: 42.536871 Longitude: -79.170792

Employer Name/Worksite Address	Graph	Count	Mean Wage	Median Wage	Lowest Wage	Highest Wage
GREAT LAKES PHYSICIAN PRACTICE, P.C., 113 MAIN STREET, SILVER CREEK, NY (https://www.google.com/maps/place/113%20MAIN%20STREET,SILVER%20CREEK,NY)	Graph	1	\$200,000.00	\$200,000.00	\$200,000.00	\$200,000.00
Totals	Graph	1	\$200,000.00	\$200,000.00	\$200,000.00	\$200,000.00

Latitude: 42.545296 Longitude: -75.528689

Employer Name/Worksite Address	Graph	Count	Mean Wage	Median Wage	Lowest Wage	Highest Wage
GRANDISON MANAGEMENT, INC., 88 CALVARY DRIVE, NORWICH, NY (https://www.google.com/maps/place/88%20CALVARY%20DRIVE,NORWICH,NY)	Graph	10	\$62,171.20	\$62,171.20	\$62,171.20	\$62,171.20
Totals	Graph	10	\$62,171.20	\$62,171.20	\$62,171.20	\$62,171.20

Latitude: 42.553081 Longitude: -75.524569

Employer Name/Employer Address	Graph	Count	Mean Wage	Median Wage	Lowest Wage	Highest Wage
CHOBANI, LLC, 147 STATE HIGHWAY 320, NORWICH, NY (https://www.google.com/maps/place/147%20STATE%20HIGHWAY%20320,NORWICH,NY)	Graph	5	\$127,000.00	\$125,000.00	\$90,000.00	\$175,000.00
Totals	Graph	5	\$127,000.00	\$125,000.00	\$90,000.00	\$175,000.00

Employer Name/Worksite Address	Graph	Count	Mean Wage	Median Wage	Lowest Wage	Highest Wage
PIONEER GLOBAL INC, 147 NY-320, NORWICH, NY (https://www.google.com/maps/place/147%20NY-320,NORWICH,NY)	Graph	1	\$72,000.00	\$72,000.00	\$72,000.00	\$72,000.00
INFOSYS LIMITED, 147 STATE HIGHWAY 320, NORWICH, NY (https://www.google.com/maps/place/147%20STATE%20HIGHWAY%20320,NORWICH,NY)	Graph	7	\$88,285.14	\$79,549.00	\$72,889.00	\$106,314.00
Totals	Graph	8	\$86,249.50	\$73,727.00	\$72,000.00	\$106,314.00

Latitude: 42.554305 Longitude: -75.520976

Employer Name/Worksite Address	Graph	Count	Mean Wage	Median Wage	Lowest Wage	Highest Wage
KERRY INC., 158 STATE HIGHWAY 320, NORWICH, NY (https://www.google.com/maps/place/158%20STATE%20HIGHWAY%20320,NORWICH,NY)	Graph	1	\$73,000.00	\$73,000.00	\$73,000.00	\$73,000.00
Totals	Graph	1	\$73,000.00	\$73,000.00	\$73,000.00	\$73,000.00

Latitude: 42.555012 Longitude: -75.54407

Employer Name/Employer Address	Graph	Count	Mean Wage	Median Wage	Lowest Wage	Highest Wage
NORWICH MEADOWS FARM LLC, 105 OLD STONE ROAD, NORWICH, NY (https://www.google.com/maps/place/105%20OLD%20STONE%20ROAD,NORWICH,NY)	Graph	1	\$92,955.00	\$92,955.00	\$92,955.00	\$92,955.00
Totals	Graph	1	\$92,955.00	\$92,955.00	\$92,955.00	\$92,955.00

Employer Name/Worksite Address	Graph	Count	Mean Wage	Median Wage	Lowest Wage	Highest Wage
NORWICH MEADOWS FARM LLC, 105 OLD STONE ROAD, NORWICH, NY (https://www.google.com/maps/place/105%20OLD%20STONE%20ROAD,NORWICH,NY)	Graph	1	\$92,955.00	\$92,955.00	\$92,955.00	\$92,955.00
Totals	Graph	1	\$92,955.00	\$92,955.00	\$92,955.00	\$92,955.00

Latitude: 42.555384 Longitude: -73.677379

Employer Name/Worksite Address	Graph	Count	Mean Wage	Median Wage	Lowest Wage	Highest Wage
VASTEK, INC., 3437 COLUMBIA TURNPIKE, RENNELAER, NY (https://www.google.com/maps/place/3437%20COLUMBIA%20TURNPIKE,RENNSELAER,NY)	Graph	1	\$85,250.00	\$85,250.00	\$85,250.00	\$85,250.00
Totals	Graph	1	\$85,250.00	\$85,250.00	\$85,250.00	\$85,250.00

Latitude: 42.567796 Longitude: -75.528015

Employer Name/Worksite Address	Graph	Count	Mean Wage	Median Wage	Lowest Wage	Highest Wage
CHENTRONICS, LLC, 115 COUNTY ROAD 45, NORWICH, NY (https://www.google.com/maps/place/115%20COUNTY%20ROAD%2045,NORWICH,NY)	Graph	1	\$75,000.00	\$75,000.00	\$75,000.00	\$75,000.00
Totals	Graph	1	\$75,000.00	\$75,000.00	\$75,000.00	\$75,000.00

Latitude: 42.575195 Longitude: -77.738254

Employer Name/Worksite Address	Graph	Count	Mean Wage	Median Wage	Lowest Wage	Highest Wage
UNIVERSITY OF ROCHESTER, UR HEART & VASCULAR AT DANSVILLE, DANSVILLE, NY (https://www.google.com/maps/place/UR%20HEART%20%26%20VASCULAR%20AT%20DANSVILLE,DANSVILLE,NY)	Graph	1	\$85,000.00	\$85,000.00	\$85,000.00	\$85,000.00
Totals	Graph	1	\$85,000.00	\$85,000.00	\$85,000.00	\$85,000.00

Latitude: 42.579339 Longitude: -74.316159

Employer Name/Worksite Address	Graph	Count	Mean Wage	Median Wage	Lowest Wage	Highest Wage
DR. REDDY'S LABORATORIES NEW YORK, INC., 1974 STATE ROUTE 145, MIDDLEBURGH, NY (https://www.google.com/maps/place/1974%20STATE%20ROUTE%20145,MIDDLEBURGH,NY)	Graph	1	\$66,950.00	\$66,950.00	\$66,950.00	\$66,950.00
Totals	Graph	1	\$66,950.00	\$66,950.00	\$66,950.00	\$66,950.00

Employer Name/Worksite Address	Graph	Count	Mean Wage	Median Wage	Lowest Wage	Highest Wage
DR. REDDY'S LABORATORIES NEW YORK, INC., 1974 STATE ROUTE 145, MIDDLEBURGH, NY (https://www.google.com/maps/place/1974%20STATE%20ROUTE%20145,MIDDLEBURGH,NY)	Graph	1	\$66,950.00	\$66,950.00	\$66,950.00	\$66,950.00
Totals	Graph	1	\$66,950.00	\$66,950.00	\$66,950.00	\$66,950.00

Latitude: 42.581599 Longitude: -76.213464

Employer Name/Worksite Address	Graph	Count	Mean Wage	Median Wage	Lowest Wage	Highest Wage
EMPIRE VISION CENTER, INC., 3518 STATE ROUTE 281, CORTLAND, NY (https://www.google.com/maps/place/3518%20STATE%20ROUTE%20281,CORTLAND,NY)	Graph	1	\$125,000.00	\$125,000.00	\$125,000.00	\$125,000.00
Totals	Graph	1	\$125,000.00	\$125,000.00	\$125,000.00	\$125,000.00

Latitude: 42.5819 Longitude: -76.223194

Employer Name/Worksite Address	Graph	Count	Mean Wage	Median Wage	Lowest Wage	Highest Wage
GUTCHESS LUMBER COMPANY, INC., 890 MCLEAN ROAD, CORTLAND, NY (https://www.google.com/maps/place/890%20MCLEAN%20ROAD,CORTLAND,NY)	Graph	1	\$100,800.00	\$100,800.00	\$100,800.00	\$100,800.00
GUTCHESS LUMBER CO. INC., 890 MCLEAN ROAD, CORTLAND, NY (https://www.google.com/maps/place/890%20MCLEAN%20ROAD,CORTLAND,NY)	Graph	3	\$71,000.00	\$73,500.00	\$66,000.00	\$73,500.00
Totals	Graph	4	\$78,450.00	\$73,500.00	\$66,000.00	\$100,800.00

Employer Name/Worksite Address	Graph	Count	Mean Wage	Median Wage	Lowest Wage	Highest Wage
GUTCHESS LUMBER CO. INC., 890 MCLEAN ROAD, CORTLAND, NY (https://www.google.com/maps/place/890%20MCLEAN%20ROAD,CORTLAND,NY)	Graph	4	\$78,450.00	\$73,500.00	\$66,000.00	\$100,800.00
Totals	Graph	4	\$78,450.00	\$73,500.00	\$66,000.00	\$100,800.00

Latitude: 42.58343 Longitude: -73.863689

Employer Name/Worksite Address	Graph	Count	Mean Wage	Median Wage	Lowest Wage	Highest Wage
SABIC INNOVATIVE PLASTICS US LLC, 1 NORLY AVENUE, SELKIRK, NY (https://www.google.com/maps/place/1%20NORLY%20AVENUE,SELKIRK,NY)	Graph	1	\$79,810.00	\$79,810.00	\$79,810.00	\$79,810.00
Totals	Graph	1	\$79,810.00	\$79,810.00	\$79,810.00	\$79,810.00

Latitude: 42.585691 Longitude: -73.691843

Employer Name/Worksite Address	Graph	Count	Mean Wage	Median Wage	Lowest Wage	Highest Wage
TEKIZMA, INC., 2202 COVENTRY LANE, EAST GREENBUSH, NY (https://www.google.com/maps/place/2202%20COVENTRY%20LANE,EAST%20GREENBUSH,NY)	Graph	1	\$120,000.00	\$120,000.00	\$120,000.00	\$120,000.00
Totals	Graph	1	\$120,000.00	\$120,000.00	\$120,000.00	\$120,000.00

Latitude: 42.586615 Longitude: -73.692728

Employer Name/Worksite Address	Graph	Count	Mean Wage	Median Wage	Lowest Wage	Highest Wage
VIRTUSA CORPORATION, 3201 COVENTRY LN, EAST GREENBUSH, NY (https://www.google.com/maps/place/3201%20COVENTRY%20LN,EAST%20GREENBUSH,NY)	Graph	1	\$115,000.00	\$115,000.00	\$115,000.00	\$115,000.00
Totals	Graph	1	\$115,000.00	\$115,000.00	\$115,000.00	\$115,000.00

Latitude: 42.592861 Longitude: -76.094327

Employer Name/Worksite Address	Graph	Count	Mean Wage	Median Wage	Lowest Wage	Highest Wage
REFRIGERATED TRANSPORT ELECTRONICS, INC., 12 SOUTH STREET, MCGRAW, NY (https://www.google.com/maps/place/12%20SOUTH%20STREET,MCGRAW,NY)	Graph	1	\$43,534.00	\$43,534.00	\$43,534.00	\$43,534.00
Totals	Graph	1	\$43,534.00	\$43,534.00	\$43,534.00	\$43,534.00

Latitude: 42.594777 Longitude: -76.094126

Employer Name/Employer Address	Graph	Count	Mean Wage	Median Wage	Lowest Wage	Highest Wage
REFRIGERATED TRANSPORT ELECTRONICS, INC., 1 WEST CENTER STREET, MCGRAW, NY (https://www.google.com/maps/place/1%20WEST%20CENTER%20STREET,MCGRAW,NY)	Graph	2	\$44,534.00	\$43,534.00	\$43,534.00	\$45,534.00
Totals	Graph	2	\$44,534.00	\$43,534.00	\$43,534.00	\$45,534.00

Employer Name/Worksite Address	Graph	Count	Mean Wage	Median Wage	Lowest Wage	Highest Wage
REFRIGERATED TRANSPORT ELECTRONICS, INC., 1 WEST CENTER ST., MCGRAW, NY (https://www.google.com/maps/place/1%20WEST%20CENTER%20ST.,MCGRAW,NY)	Graph	1	\$45,534.00	\$45,534.00	\$45,534.00	\$45,534.00
Totals	Graph	1	\$45,534.00	\$45,534.00	\$45,534.00	\$45,534.00

Latitude: 42.595119 Longitude: -76.15995

Employer Name/Worksite Address	Graph	Count	Mean Wage	Median Wage	Lowest Wage	Highest Wage
GEM REHAB, 28 KELLOGG ROAD, CORTLAND, NY (https://www.google.com/maps/place/28%20KELLOGG%20ROAD,CORTLAND,NY)	Graph	2	\$100,000.00	\$100,000.00	\$100,000.00	\$100,000.00
Totals	Graph	2	\$100,000.00	\$100,000.00	\$100,000.00	\$100,000.00

Latitude: 42.598146 Longitude: -76.157257

Employer Name/Employer Address	Graph	Count	Mean Wage	Median Wage	Lowest Wage	Highest Wage
INTERTEK TESTING SERVICES NA, INC., 3933 US ROUTE 11, CORTLAND, NY (https://www.google.com/maps/place/3933%20US%20ROUTE%2011,CORTLAND,NY)	Graph	3	\$53,095.33	\$56,971.00	\$45,344.00	\$56,971.00
INTERTEK TESTING SERVICES NA, INC., 3933 U.S. ROUTE 11, CORTLAND, NY (https://www.google.com/maps/place/3933%20U.S.%20ROUTE%2011,CORTLAND,NY)	Graph	6	\$62,597.50	\$56,971.00	\$56,971.00	\$82,701.00
Totals	Graph	9	\$59,430.11	\$56,971.00	\$45,344.00	\$82,701.00

Employer Name/Worksite Address	Graph	Count	Mean Wage	Median Wage	Lowest Wage	Highest Wage
INTERTEK TESTING SERVICES NA, INC., 3933 U.S. ROUTE 11, CORTLAND, NY (https://www.google.com/maps/place/3933%20U.S.%20ROUTE%2011,CORTLAND,NY)	Graph	1	\$82,701.00	\$82,701.00	\$82,701.00	\$82,701.00
INTERTEK TESTING SERVICES NA, INC., 3933 US ROUTE11, CORTLAND, NY (https://www.google.com/maps/place/3933%20US%20ROUTE11,CORTLAND,NY)	Graph	1	\$45,344.00	\$45,344.00	\$45,344.00	\$45,344.00
INTERTEK TESTING SERVICES NA, INC., 3933 US ROUTE 11, CORTLAND, NY (https://www.google.com/maps/place/3933%20US%20ROUTE%2011,CORTLAND,NY)	Graph	7	\$58,118.00	\$56,971.00	\$56,971.00	\$65,000.00
Totals	Graph	9	\$59,430.11	\$56,971.00	\$45,344.00	\$82,701.00

Latitude: 42.599286 Longitude: -75.529895

Employer Name/Worksite Address	Graph	Count	Mean Wage	Median Wage	Lowest Wage	Highest Wage
NORWICH PHARMACEUTICALS, INC., 6826 STATE HIGHWAY 12, NORWICH, NY (https://www.google.com/maps/place/6826%20STATE%20HIGHWAY%2012,NORWICH,NY)	Graph	2	\$67,697.98	\$53,299.40	\$53,299.40	\$82,096.56
Totals	Graph	2	\$67,697.98	\$53,299.40	\$53,299.40	\$82,096.56

Employer Name/Worksite Address	Graph	Count	Mean Wage	Median Wage	Lowest Wage	Highest Wage
NORWICH PHARMACEUTICALS, INC., 6826 STATE HIGHWAY 12, NORWICH, NY (https://www.google.com/maps/place/6826%20STATE%20HIGHWAY%2012,NORWICH,NY)	Graph	2	\$67,697.98	\$53,299.40	\$53,299.40	\$82,096.56
Totals	Graph	2	\$67,697.98	\$53,299.40	\$53,299.40	\$82,096.56

Latitude: 42.599614 Longitude: -76.187221

Employer Name/Worksite Address	Graph	Count	Mean Wage	Median Wage	Lowest Wage	Highest Wage
STATE UNIVERSITY OF NEW YORK AT CORTLAND, 21 GRAHAM AVENUE, CORTLAND, NY (https://www.google.com/maps/place/21%20GRAHAM%20AVENUE,CORTLAND,NY)	Graph	1	\$76,000.00	\$76,000.00	\$76,000.00	\$76,000.00
Totals	Graph	1	\$76,000.00	\$76,000.00	\$76,000.00	\$76,000.00

Latitude: 42.600176 Longitude: -73.973559

Employer Name/Worksite Address	Graph	Count	Mean Wage	Median Wage	Lowest Wage
NEW YORK STATE DEPARTMENT OF HEALTH, BUREAU OF PERSONNEL MANAGEMENT, RM 2217, ALBANY, NY (https://www.google.com/maps/place/BUREAU%20OF%20PERSONNEL%20MANAGEMENT,%20RM%202217,ALBANY,NY)	Graph	1	\$69,911.00	\$69,911.00	\$69,911.00
NEW YORK STATE DEPARTMENT OF HEALTH, CORNING TOWER, ROOM 1495, ALBANY, NY (https://www.google.com/maps/place/CORNING%20TOWER,%20ROOM%201495,ALBANY,NY)	Graph	1	\$153,000.00	\$153,000.00	\$153,000.00
NEW YORK STATE OFFICE OF MENTAL HEALTH, 44 HOLLAND AVENUE, ALBANY, NY (https://www.google.com/maps/place/44%20HOLLAND%20AVENUE,ALBANY,NY)	Graph	3	\$87,411.67	\$91,193.00	\$79,849.00
Totals	Graph	5	\$97,029.20	\$91,193.00	\$69,911.00

Employer Name/Worksite Address	Graph	Count	Mean Wage	Median Wage
4S CONSULTING SOLUTIONS, INC., GOVERNOR NELSON. A. ROCKEFELLER EMPIRE STATE PLAZA, ALBANY, NY (https://www.google.com/maps/place/GOVERNOR%20NELSON.%20A.%20ROCKEFELLER%20EMPIRE%20STATE%20PLAZA,ALBANY,NY)	Graph	1	\$60,400.00	\$60,400.00
ADEPT COMPUTER CONSULTANTS INC., 1220 WASHINGTON AVENUE, ALBANY, NY (https://www.google.com/maps/place/1220%20WASHINGTON%20AVENUE,ALBANY,NY)	Graph	1	\$65,000.00	\$65,000.00
AG TECHNOLOGIES LLC, NYS OFFICE OF TEMPORARY & DISABILITY ASSISTANCE, ALBANY, NY (https://www.google.com/maps/place/NYS%20OFFICE%20OF%20TEMPORARY%20%26%20DISABILITY%20ASSISTANCE,ALBANY,NY)	Graph	1	\$60,000.00	\$60,000.00
APEX TECHNOLOGY SYSTEMS, INC, CORNING TOWER ESP, ALBANY, NY (https://www.google.com/maps/place/CORNING%20TOWER%20ESP,ALBANY,NY)	Graph	1	\$76,960.00	\$76,960.00
AVANI TECHNOLOGY SOLUTIONS INC., SWAN STREET BUILDING, CORE 3, FLOOR 2, ALBANY, NY (https://www.google.com/maps/place/SWAN%20STREET%20BUILDING,%20CORE%203,%20FLOOR%202,ALBANY,NY)	Graph	1	\$55,619.00	\$55,619.00

Employer Name/Worksite Address	Graph	Count	Mean Wage	Me W
CIBERGATE INC., UNISYS: CORNING TOWER 36TH FL, ALBANY, NY (https://www.google.com/maps/place/UNISYS:%20CORNING%20TOWER%2036TH%20FL,ALBANY,NY)	Graph	1	\$65,000.00	\$65,0
CLERSYS, INC., EMPIRE STATE PLAZA, CONCOURSE LEVEL, NY (https://www.google.com/maps/place/EMPIRE%20STATE%20PLAZA,CONCOURSE%20LEVEL,NY)	Graph	1	\$65,541.00	\$65,5
CRITICAL RESOURCE TECHNOLOGY, INC., DEPARTMENT OF HEALTH CORNING TOWER, ALBANY, NY (https://www.google.com/maps/place/DEPARTMENT%20OF%20HEALTH%20CORNING%20TOWER,ALBANY,NY)	Graph	1	\$97,052.80	\$97,0
CURRIE & BROWN, INC., 35TH FLOOR, CORNING TOWER, EMPIRE STATE PLAZA, ALBANY, NY (https://www.google.com/maps/place/35TH%20FLOOR,%20CORNING%20TOWER,%20EMPIRE%20STATE%20PLAZA,ALBANY,NY)	Graph	1	\$64,771.00	\$64,7
DATAMETRICS SOFTWARE SYSTEMS INC, CORNING TOWER, ROOM 2163, ALBANY, NY (https://www.google.com/maps/place/CORNING%20TOWER,%20ROOM%202163,ALBANY,NY)	Graph	1	\$35,000.00	\$35,0
DATAMETRICS SOFTWARE SYSTEMS, INC, ROOM 2163, CORNING TOWER, ALBANY, NY (https://www.google.com/maps/place/ROOM%202163,%20CORNING%20TOWER,ALBANY,NY)	Graph	1	\$60,000.00	\$60,0
EMPRO SYSTEMS LLC, CORNING TOWER BLDG, RM 2136-4, ALBANY, NY (https://www.google.com/maps/place/CORNING%20TOWER%20BLDG,%20RM%202136-4,ALBANY,NY)	Graph	1	\$68,640.00	\$68,6
FIRST TEK , INC., 40NORTH PEARL ST, ALBANY, NY (https://www.google.com/maps/place/40NORTH%20PEARL%20ST,ALBANY,NY)	Graph	1	\$72,000.00	\$72,0
FORSYS INC, BUILDING 12 W AVERELL HARRIMAN STATE OFFICE CAMPUS, ALBANY, NY (https://www.google.com/maps/place/BUILDING%2012%20W%20AVERELL%20HARRIMAN%20STATE%20OFFICE%20CAMPUS,ALBANY,NY)	Graph	1	\$100,000.00	\$100,
FUTURETECH CONSULTANTS, LLC., NYS DOH, ALBANY, NY (https://www.google.com/maps/place/NYS%20DOH,ALBANY,NY)	Graph	1	\$71,100.00	\$71,1
GENOME INTERNATIONAL CORPORATION, W.A. HARRIMAN STATE CAMPUS BUILDING 12, ALBANY, NY (https://www.google.com/maps/place/W.A.%20HARRIMAN%20STATE%20CAMPUS%20BUILDING%2012,ALBANY,NY)	Graph	1	\$69,700.00	\$69,7
IDRIL SERVICES CORPORATION, NYS DEPARTMENT OF HEALTH, ALBANY, NY (https://www.google.com/maps/place/NYS%20DEPARTMENT%20OF%20HEALTH,ALBANY,NY)	Graph	1	\$60,400.00	\$60,4
KEY BUSINESS SOLUTIONS, INC, 44 HOLLAND AVE 6TH FLOOR,, ALBANY, NY (https://www.google.com/maps/place/44%20HOLLAND%20AVE%206TH%20FLOOR,,ALBANY,NY)	Graph	1	\$70,000.00	\$70,0
LAVSUN TECHNOLOGIES, INC., 31ST FLOOR CORNING TOWER, EMPIRE STATE PLAZA, ALBANY, NY (https://www.google.com/maps/place/31ST%20FLOOR%20CORNING%20TOWER,%20%20EMPIRE%20STATE%20PLAZA,ALBANY,NY)	Graph	1	\$90,000.00	\$90,0
LOGIC PLANET, INC., C-148 CORNING TOWER, ALBANY, NY (https://www.google.com/maps/place/C-148%20CORNING%20TOWER,ALBANY,NY)	Graph	1	\$65,500.00	\$65,5
MARLABS, INC., 110 STATE STREET, FLOOR 15, ALBANY, NY (https://www.google.com/maps/place/110%20STATE%20STREET,%20FLOOR%2015,ALBANY,NY)	Graph	1	\$68,300.00	\$68,3
MVP CONSULTING PLUS, INC., BUILDING 12, HARRIMAN CAMPUS, ALBANY, NY (https://www.google.com/maps/place/BUILDING%2012,%20HARRIMAN%20CAMPUS,ALBANY,NY)	Graph	1	\$100,000.00	\$100,
N2 SERVICES, INC., EMPIRE STATE PLAZA, CORNING TOWER BUILDING, ALBANY, NY (https://www.google.com/maps/place/EMPIRE%20STATE%20PLAZA,%20CORNING%20TOWER%20BUILDING,ALBANY,NY)	Graph	1	\$72,000.00	\$72,0
NARTAL SYSTEMS, INC., 1220 WASHINGTON AVENUE, BLDG # 12, ALBANY, NY (https://www.google.com/maps/place/1220%20WASHINGTON%20AVENUE,%20BLDG%20#%2012,ALBANY,NY)	Graph	1	\$70,000.00	\$70,0
NEW YORK STATE DEPARTMENT OF HEALTH, NYS DEPARTMENT OF HEALTH, WADSWORTH CENTER, ALBANY, NY (https://www.google.com/maps/place/NYS%20DEPARTMENT%20OF%20HEALTH,%20WADSWORTH%20CENTER,ALBANY,NY)	Graph	1	\$69,911.00	\$69,9
NEW YORK TECHNOLOGY PARTNERS, INC., ONE COMMERCE PLAZA, ALBANY, NY (https://www.google.com/maps/place/ONE%20COMMERCE%20PLAZA,ALBANY,NY)	Graph	1	\$82,000.00	\$82,0
NINFO SYSTEMS INC., CORNING TOWER, 37TH FLOOR, ALBANY, NY (https://www.google.com/maps/place/CORNING%20TOWER,%2037TH%20FLOOR,ALBANY,NY)	Graph	1	\$82,680.00	\$82,6
NIXSOL, INC, DOH, CORNING TOWER EMPIRE STATE PLAZA, ALBANY, NY (https://www.google.com/maps/place/DOH,%20CORNING%20TOWER%20EMPIRE%20STATE%20PLAZA,ALBANY,NY)	Graph	1	\$62,000.00	\$62,0
OBERON IT, 40 NORTH PEARL ST., ALBANY, NY (https://www.google.com/maps/place/40%20NORTH%20PEARL%20ST.,ALBANY,NY)	Graph	1	\$65,000.00	\$65,0
PANHA SOLUTIONS INC., NY STATE DEPARTMENT OF HEALTH, CORNING TOWER, ALBANY, NY (https://www.google.com/maps/place/NY%20STATE%20DEPARTMENT%20OF%20HEALTH,%20CORNING%20TOWER,ALBANY,NY)	Graph	1	\$90,000.00	\$90,0
QUALIHI SOFTWARE SOLUTIONS INC., ROOM C 148, ALBANY, NY (https://www.google.com/maps/place/ROOM%20C%20148,ALBANY,NY)	Graph	1	\$72,000.00	\$72,0
RAMPS INTERNATIONAL, INC, DEPARTMENT OF HEALTH NY, ALBANY, NY (https://www.google.com/maps/place/DEPARTMENT%20OF%20HEALTH%20NY,ALBANY,NY)	Graph	1	\$84,000.00	\$84,0
RAMPS INTERNATIONAL, INC, NYS OFFICE OF GENERAL SERVICES, ALBANY, NY (https://www.google.com/maps/place/NYS%20OFFICE%20OF%20GENERAL%20SERVICES,ALBANY,NY)	Graph	1	\$84,000.00	\$84,0
RYALI ASSOCIATES INC, CORNING TOWER, 31ST FLOOR, ALBANY, NY (https://www.google.com/maps/place/CORNING%20TOWER,%2031ST%20FLOOR,ALBANY,NY)	Graph	1	\$108,000.00	\$108,
SUN SOFT TECHNOLOGIES, INC, OSC, 110 STATE STREET, ALBANY, NY (https://www.google.com/maps/place/OSC,%20110%20STATE%20STREET,ALBANY,NY)	Graph	1	\$82,500.00	\$82,5

Employer Name/Worksite Address	Graph	Count	Mean Wage	Me
SUPERIOR SOFTWARE AND TECHNOLOGY SOLUTIONS, BLDG. 12 W. AVERELL HARRIMAN STATE OFFICE CAMPUS, ALBANY, NY (https://www.google.com/maps/place/BLDG.%2012%20W.%20AVERELL%20HARRIMAN%20STATE%20OFFICE%20CAMPUS,ALBANY,NY)	Graph	1	\$61,000.00	\$61,0
SURE TECH SERVICES, INC., ESP CORNING TOWER, ALBANY, NY (https://www.google.com/maps/place/ESP%20CORNING%20TOWER,ALBANY,NY)	Graph	1	\$62,400.00	\$62,4
SWIFT TECH LLC, CORNING TOWER BUILDING, ALBANY, NY (https://www.google.com/maps/place/CORNING%20TOWER%20BUILDING,ALBANY,NY)	Graph	1	\$67,246.00	\$67,2
SYSTEM EDGE (USA) LLC, EMPIRE PLAZA/SWAN STREET, ALBANY, NY (https://www.google.com/maps/place/EMPIRE%20PLAZA/SWAN%20STREET,ALBANY,NY)	Graph	1	\$70,000.00	\$70,0
TECHNOSOFT CORPORATION, CORNING TOWER EMPIRE PLAZA, ALBANY, NY (https://www.google.com/maps/place/CORNING%20TOWER%20EMPIRE%20PLAZA,ALBANY,NY)	Graph	1	\$67,000.00	\$67,0
TECHSMART GLOBAL INC, 44 HOLLAND AVENUE, ALBANY, NY (https://www.google.com/maps/place/44%20%20HOLLAND%20AVENUE,ALBANY,NY)	Graph	1	\$61,000.00	\$61,0
TEK LEADERS INC, NEW YORK STATE DEPARTMENT OF HEALTH-ITS, ALBANY, NY (https://www.google.com/maps/place/NEW%20YORK%20STATE%20DEPARTMENT%20OF%20HEALTH-ITS,ALBANY,NY)	Graph	1	\$60,000.00	\$60,0
TRINITY CONSULTING, INC, 80 S. SWAN STREET 4TH FLOOR, ALBANY, NY (https://www.google.com/maps/place/80%20S.%20SWAN%20STREET%204TH%20FLOOR,ALBANY,NY)	Graph	1	\$60,000.00	\$60,0
U.S. TECH SOLUTIONS, INC., STATE OFFICES HARRIMAN CAMPUS, BUILDING 12, ALBANY, NY (https://www.google.com/maps/place/STATE%20OFFICES%20HARRIMAN%20CAMPUS,%20BUILDING%2012,ALBANY,NY)	Graph	1	\$71,000.00	\$71,0
UNITED BUSINESS SOLUTIONS, INC., CORNING TOWER - EMPIRE STATE PLAZA - ROOM 729, ALBANY, NY (https://www.google.com/maps/place/CORNING%20TOWER%20-%20EMPIRE%20STATE%20PLAZA%20-%20ROOM%20729,ALBANY,NY)	Graph	1	\$75,000.00	\$75,0
VEDICSOFT SOLUTIONS LLC, NEW YORK STATE DEPARTMENT OF LABOR, ALBANY, NY (https://www.google.com/maps/place/NEW%20YORK%20STATE%20DEPARTMENT%20OF%20LABOR,ALBANY,NY)	Graph	1	\$71,781.00	\$71,7
VERTIV INC, NYS RESEARCH FOUNDATION FOR MENTAL HYGIENE, ALBANY, NY (https://www.google.com/maps/place/NYS%20RESEARCH%20FOUNDATION%20FOR%20MENTAL%20HYGIENE,ALBANY,NY)	Graph	1	\$70,500.00	\$70,5
VISTA APPLIED SOLUTIONS GROUP INC, STATE OFFICE CAMPUS BLDG 12, ALBANY, NY (https://www.google.com/maps/place/STATE%20OFFICE%20CAMPUS%20BLDG%2012,ALBANY,NY)	Graph	1	\$60,000.00	\$60,0
WEBILENT TECHNOLOGY INC, EMPIRE STATE PLAZA, CORNING TOWER, ALBANY, NY (https://www.google.com/maps/place/EMPIRE%20STATE%20PLAZA,%20CORNING%20TOWER,ALBANY,NY)	Graph	1	\$75,000.00	\$75,0
FUTURETECH CONSULTANTS, L.L.C, NEW YORK STATE DEPARTMENT OF HEALTH, ALBANY, NY (https://www.google.com/maps/place/NEW%20YORK%20STATE%20DEPARTMENT%20OF%20HEALTH,ALBANY,NY)	Graph	2	\$70,550.00	\$70,0
HEALTH RESEARCH, INC., WADSWORTH CENTER, ESP, ALBANY, NY (https://www.google.com/maps/place/WADSWORTH%20CENTER,%20ESP,ALBANY,NY)	Graph	2	\$47,484.06	\$47,4
PSI INTERNATIONAL, INC., STATE OFFICES HARRIMAN CAMPUS, ALBANY, NY (https://www.google.com/maps/place/STATE%20OFFICES%20HARRIMAN%20CAMPUS,ALBANY,NY)	Graph	2	\$73,112.00	\$61,2
SUPERIOR SOFTWARE AND TECHNOLOGY SOLUTIONS, LLC., BLDG. 12, W. AVERELL HARRIMAN STATE OFFICE CAMPUS, ALBANY, NY (https://www.google.com/maps/place/BLDG.%2012,%20W.%20AVERELL%20HARRIMAN%20STATE%20OFFICE%20CAMPUS,ALBANY,NY)	Graph	2	\$65,000.00	\$61,0
SYSTEM EDGE (USA) LLC, SWAN STREET BUILDING, ALBANY, NY (https://www.google.com/maps/place/SWAN%20STREET%20BUILDING,ALBANY,NY)	Graph	2	\$71,000.00	\$70,0
TNP SYSTEMS LLC, 6 EMPIRE STATE PLAZA, ALBANY, NY (https://www.google.com/maps/place/6%20EMPIRE%20STATE%20PLAZA,ALBANY,NY)	Graph	2	\$67,150.00	\$64,8
UNIVERSAL SOFTWARE CORPORATION, 40 NORTH PEARL ST, ALBANY, NY (https://www.google.com/maps/place/40%20NORTH%20PEARL%20ST,ALBANY,NY)	Graph	2	\$71,000.00	\$70,0
EAPT SOLUTIONS, INC., NEW YORK STATE OFFICE OF MENTAL HEALTH, ALBANY, NY (https://www.google.com/maps/place/NEW%20YORK%20STATE%20OFFICE%20OF%20MENTAL%20HEALTH,ALBANY,NY)	Graph	3	\$71,833.33	\$70,5
GLOBAL INFORMATION TECHNOLOGY, INC, CORNING TOWER ROOM #962, ALBANY, NY (https://www.google.com/maps/place/CORNING%20TOWER%20ROOM%20#962,ALBANY,NY)	Graph	3	\$88,542.00	\$90,8
SOFTOVAINC, 44 HOLLAND AVENUE, 2ND FLOOR, ALBANY, NY (https://www.google.com/maps/place/44%20HOLLAND%20AVENUE,%202ND%20FLOOR,ALBANY,NY)	Graph	3	\$76,933.33	\$80,4
TECHIZEE, INC., 40 N PEARL STREET, ALBANY, NY (https://www.google.com/maps/place/40%20N%20PEARL%20STREET,ALBANY,NY)	Graph	3	\$75,606.00	\$72,8
COMPUNNEL SOFTWARE GROUP, INC., CORNING TOWER, ALBANY, NY (https://www.google.com/maps/place/CORNING%20TOWER,ALBANY,NY)	Graph	4	\$68,660.00	\$68,6
HEALTH RESEARCH, INC., ESP, CORNING TOWER, ALBANY, NY (https://www.google.com/maps/place/ESP,%20CORNING%20TOWER,ALBANY,NY)	Graph	4	\$61,629.04	\$53,8
SAXON GLOBAL, INC., 44 HOLLAND AVE., ALBANY, NY (https://www.google.com/maps/place/44%20HOLLAND%20AVE.,ALBANY,NY)	Graph	4	\$76,750.00	\$69,0
SMART IT FRAME LLC, CORNING TOWER EMPIRE STATE PLAZA, ALBANY, NY (https://www.google.com/maps/place/CORNING%20TOWER%20EMPIRE%20STATE%20PLAZA,ALBANY,NY)	Graph	5	\$69,857.28	\$62,0

Employer Name/Worksite Address	Graph	Count	Mean Wage	Me W
MASTECH DIGITAL TECHNOLOGIES, INC., A MASTECH DIGITAL, INC. COMPANY, 12 ALBANY, NEW YORK, NY (https://www.google.com/maps/place/12%20ALBANY,NEW%20YORK,NY)	Graph	6	\$76,211.00	\$76,2
BELL INFO SOLUTIONS, LLC, 3 EMPIRE STATE PLAZA, ALBANY, NY (https://www.google.com/maps/place/3%20EMPIRE%20STATE%20PLAZA,ALBANY,NY)	Graph	7	\$66,334.43	\$65,0
PRONIX INC, 40 NORTH PEARL STREET, ALBANY, NY (https://www.google.com/maps/place/40%20NORTH%20PEARL%20STREET,ALBANY,NY)	Graph	7	\$73,641.86	\$65,0
INFOMERICA, INC., CORNING TOWER, EMPIRE STATE PLAZA, ALBANY, NY (https://www.google.com/maps/place/CORNING%20TOWER,%20EMPIRE%20STATE%20PLAZA,ALBANY,NY)	Graph	8	\$64,230.13	\$61,0
QUALIHI SOFTWARE SOLUTIONS INC., EMPIRE STATE PLAZA, ALBANY, NY (https://www.google.com/maps/place/EMPIRE%20STATE%20PLAZA,ALBANY,NY)	Graph	8	\$68,033.88	\$70,0
SVK SOLUTIONS LLC, 44 HOLLAND AVE, ALBANY, NY (https://www.google.com/maps/place/44%20HOLLAND%20AVE,ALBANY,NY)	Graph	9	\$72,966.78	\$76,0
CGI TECHNOLOGIES AND SOLUTIONS INC., 625 BROADWAY, ALBANY, NY (https://www.google.com/maps/place/625%20BROADWAY,ALBANY,NY)	Graph	10	\$68,266.00	\$68,2
AMERICAN INFOSYS, INC, 110 STATE STREET, ALBANY, NY (https://www.google.com/maps/place/110%20STATE%20STREET,ALBANY,NY)	Graph	16	\$86,421.39	\$75,1
RESEARCH FOUNDATION FOR MENTAL HYGIENE, INC., 44 HOLLAND AVENUE, ALBANY, NY (https://www.google.com/maps/place/44%20HOLLAND%20AVENUE,ALBANY,NY)	Graph	37	\$66,990.94	\$66,2
Totals	Graph	200	\$71,198.80	\$68,2

Latitude: 42.601225 Longitude: -76.182056

Employer Name/Worksite Address	Graph	Count	Mean Wage	Median Wage	Lowest Wage	Highest Wage
FAMILY HEALTH NETWORK OF CENTRAL NEW YORK, INC., 24 GROTON AVENUE, CORTLAND, NY (https://www.google.com/maps/place/24%20GROTON%20AVENUE,CORTLAND,NY)	Graph	1	\$200,000.00	\$200,000.00	\$200,000.00	\$200,000.00
Totals	Graph	1	\$200,000.00	\$200,000.00	\$200,000.00	\$200,000.00

Latitude: 42.60178 Longitude: -76.2021

Employer Name/Worksite Address	Graph	Count	Mean Wage	Median Wage	Lowest Wage	Highest Wage
REGIONAL MEDICAL PRACTICE, PC, 4077 WEST ROAD, CORTLAND, NY (https://www.google.com/maps/place/4077%20WEST%20ROAD,CORTLAND,NY)	Graph	1	\$180,000.00	\$180,000.00	\$180,000.00	\$180,000.00
Totals	Graph	1	\$180,000.00	\$180,000.00	\$180,000.00	\$180,000.00

Latitude: 42.602162 Longitude: -73.655823

Employer Name/Worksite Address	Graph	Count	Mean Wage	Median Wage	Lowest Wage	Highest Wage
VIRTUSA CORPORATION, 62 PARKRIDGE DRIVE, EAST GREENBUSH, NY (https://www.google.com/maps/place/62%20PARKRIDGE%20DRIVE,EAST%20GREENBUSH,NY)	Graph	1	\$82,129.00	\$82,129.00	\$82,129.00	\$82,129.00
Totals	Graph	1	\$82,129.00	\$82,129.00	\$82,129.00	\$82,129.00

Latitude: 42.602469 Longitude: -76.180439

Employer Name/Worksite Address	Graph	Count	Mean Wage	Median Wage	Lowest Wage	Highest Wage
ARMOR TOWER, INC., 9 N. MAIN STREET, CORTLAND, NY (https://www.google.com/maps/place/9%20N.%20MAIN%20STREET,CORTLAND,NY)	Graph	2	\$41,309.00	\$41,309.00	\$41,309.00	\$41,309.00
Totals	Graph	2	\$41,309.00	\$41,309.00	\$41,309.00	\$41,309.00
Employer Name/Worksite Address	Graph	Count	Mean Wage	Median Wage	Lowest Wage	Highest Wage

Employer Name/Worksite Address	Graph	Count	Mean Wage	Median Wage	Lowest Wage	Highest Wage
ARMOR TOWER, INC., 9 N. MAIN STREET, CORTLAND, NY (https://www.google.com/maps/place/9%20N.%20MAIN%20STREET,CORTLAND,NY)	Graph	2	\$41,309.00	\$41,309.00	\$41,309.00	\$41,309.00
Totals	Graph	2	\$41,309.00	\$41,309.00	\$41,309.00	\$41,309.00

Latitude: 42.607514 Longitude: -76.18606

Employer Name/Employer Address	Graph	Count	Mean Wage	Median Wage	Lowest Wage	Highest Wage
REGIONAL MEDICAL PRACTICE, PC, 134 HOMER AVE., CORTLAND, NY (https://www.google.com/maps/place/134%20HOMER%20AVE.,CORTLAND,NY)	Graph	4	\$224,250.00	\$207,000.00	\$180,000.00	\$260,000.00
Totals	Graph	4	\$224,250.00	\$207,000.00	\$180,000.00	\$260,000.00

Employer Name/Worksite Address	Graph	Count	Mean Wage	Median Wage	Lowest Wage	Highest Wage
REGIONAL MEDICAL PRACTICE, PC, 134 HOMER AVE, CORTLAND, NY (https://www.google.com/maps/place/134%20HOMER%20AVE,CORTLAND,NY)	Graph	2	\$255,000.00	\$250,000.00	\$250,000.00	\$260,000.00
Totals	Graph	2	\$255,000.00	\$250,000.00	\$250,000.00	\$260,000.00

Latitude: 42.60872 Longitude: -73.718126

Employer Name/Worksite Address	Graph	Count	Mean Wage	Median Wage	Lowest Wage	Highest Wage
TEKIZMA, INC., 29 ROCKROSE DRIVE, EAST GREENBUSH, NY (https://www.google.com/maps/place/29%20ROCKROSE%20DRIVE,EAST%20GREENBUSH,NY)	Graph	1	\$120,000.00	\$120,000.00	\$120,000.00	\$120,000.00
Totals	Graph	1	\$120,000.00	\$120,000.00	\$120,000.00	\$120,000.00

Latitude: 42.61044 Longitude: -73.726089

Employer Name/Worksite Address	Graph	Count	Mean Wage	Median Wage	Lowest Wage	Highest Wage
ANJUS LLC, 331 COLUMBIA TURNPIKE, RENSSELAER, NY (https://www.google.com/maps/place/331%20COLUMBIA%20TURNPIKE,RENSSELAER,NY)	Graph	1	\$66,560.00	\$66,560.00	\$66,560.00	\$66,560.00
Totals	Graph	1	\$66,560.00	\$66,560.00	\$66,560.00	\$66,560.00

Latitude: 42.610664 Longitude: -73.726275

Employer Name/Worksite Address	Graph	Count	Mean Wage	Median Wage	Lowest Wage	Highest Wage
HIGHDATA SOFTWARE CORPORATION, 327 COLUMBIA TURNPIKE, RENSSALAER, NY (https://www.google.com/maps/place/327%20COLUMBIA%20TURNPIKE,RENSSELAER,NY)	Graph	1	\$83,000.00	\$83,000.00	\$83,000.00	\$83,000.00
NIXSOL, INC, 327 COLUMBIA TURNIKE, RENSSELAER, NY (https://www.google.com/maps/place/327%20COLUMBIA%20TURNIKE,RENSSELAER,NY)	Graph	1	\$72,000.00	\$72,000.00	\$72,000.00	\$72,000.00
MASTECH DIGITAL TECHNOLOGIES, INC., A MASTECH DIGITAL, INC. COMPANY, 327 COLUMBIA TPKE, RENSSELAER, NY (https://www.google.com/maps/place/327%20COLUMBIA%20TPKE,RENSSELAER,NY)	Graph	12	\$82,492.90	\$82,492.80	\$82,492.80	\$82,493.00
MASTECH DIGITAL TECHNOLOGIES, INC., A MASTECH DIGITAL, INC. COMPANY, 327 COLUMBIA TURNPIKE,, RENSSELAER, NY (https://www.google.com/maps/place/327%20COLUMBIA%20TURNPIKE,,RENSSELAER,NY)	Graph	12	\$81,286.20	\$81,286.00	\$81,286.00	\$81,286.40
VALSATECH CORP, 327 COLUMBIA TURNPIKE, RENSSELAER, NY (https://www.google.com/maps/place/327%20COLUMBIA%20TURNPIKE,RENSSELAER,NY)	Graph	92	\$87,697.67	\$81,286.00	\$55,000.00	\$150,000.00
Totals	Graph	118	\$86,343.51	\$81,286.40	\$55,000.00	\$150,000.00

Latitude: 42.610717 Longitude: -73.78795

Employer Name/Worksite Address	Graph	Count	Mean Wage	Median Wage	Lowest Wage	Highest Wage
GLOBAL INFOTECH INC, 344 ROUTE 9W,, GLENMONT, NY (https://www.google.com/maps/place/344%20ROUTE%209W,,GLENMONT,NY)	Graph	2	\$70,000.00	\$70,000.00	\$70,000.00	\$70,000.00
MINDTREE LIMITED, 344 ROUTE 9W, GLENMONT, NY (https://www.google.com/maps/place/344%20ROUTE%209W,GLENMONT,NY)	Graph	5	\$66,248.00	\$66,248.00	\$66,248.00	\$66,248.00
Totals	Graph	7	\$67,320.00	\$66,248.00	\$66,248.00	\$70,000.00

Latitude: 42.612266 Longitude: -73.900695

Employer Name/Worksite Address	Graph	Count	Mean Wage	Median Wage
BSASPEC INC., W.A. HARRIMAN STATE CAMPUS, ALBANY, NY (https://www.google.com/maps/place/W.A.%20HARRIMAN%20STATE%20CAMPUS,ALBANY,NY)	Graph	1	\$65,000.00	\$65,000.00
CLERYSYS, INC., WA HARRIMAN CAMPUS, ALBANY, NY (https://www.google.com/maps/place/WA%20HARRIMAN%20CAMPUS,ALBANY,NY)	Graph	1	\$73,902.00	\$73,902.00
DENKEN SOLUTIONS, INC., HARRIMAN STATE OFFICE CAMPUS, ALBANY, NY (https://www.google.com/maps/place/HARRIMAN%20STATE%20OFFICE%20CAMPUS,ALBANY,NY)	Graph	1	\$68,432.00	\$68,432.00
HERMITAGE INFO TECH LLC, W A HARRIMAN CAMPUS, BUILDING 5,, ALBANY, NY (https://www.google.com/maps/place/W%20A%20HARRIMAN%20CAMPUS,%20BUILDING%205,,ALBANY,NY)	Graph	1	\$65,000.00	\$65,000.00
I-LINK SOLUTIONS INC., BUILDING #5, HARRIMAN STATE OFFICE CAMPUS, ALBANY, NY (https://www.google.com/maps/place/BUILDING%20#5,%20HARRIMAN%20STATE%20OFFICE%20CAMPUS,ALBANY,NY)	Graph	1	\$70,000.00	\$70,000.00
KAPSTONE TECHNOLOGIES, LLC, W A HARRIMAN STATE CAMPUS, ALBANY, NY (https://www.google.com/maps/place/W%20A%20HARRIMAN%20STATE%20CAMPUS,ALBANY,NY)	Graph	1	\$85,000.00	\$85,000.00
KAPSTONE TECHNOLOGIES, LLC, W. AVERILL HARRIMAN STATE OFFICE, ALBANY, NY (https://www.google.com/maps/place/W.%20AVERILL%20HARRIMAN%20STATE%20OFFICE,ALBANY,NY)	Graph	1	\$75,000.00	\$75,000.00
SPA ENTERPRISE SERVICES INC., BUILDING 8, W.A HARRIMAN (STATE) CAMPUS, ALBANY, NY (https://www.google.com/maps/place/BUILDING%208,%20W.A%20HARRIMAN%20(STATE)%20CAMPUS,ALBANY,NY)	Graph	1	\$68,000.00	\$68,000.00
SYNERZY SOFTWARE SOLUTIONS INC, W. AVERRELL HARRIMAN STATE CAMPUS, NEW YORK, NY (https://www.google.com/maps/place/W.%20AVERRELL%20HARRIMAN%20STATE%20CAMPUS,NEW%20YORK,NY)	Graph	1	\$79,800.00	\$79,800.00
THOUGHT BYTE, INC., W. AVERRELL HARRIMAN STATE OFFICE BUILDING CAMPUS, ALBANY, NY (https://www.google.com/maps/place/W.%20AVERRELL%20HARRIMAN%20STATE%20OFFICE%20BUILDING%20CAMPUS,ALBANY,NY)	Graph	1	\$60,341.00	\$60,341.00
MENTIS SOLUTIONS INC., 1220 WASHINGTON AVE, ALBANY, NY (https://www.google.com/maps/place/1220%20WASHINGTON%20AVE,ALBANY,NY)	Graph	2	\$71,000.00	\$70,000.00
BSASPEC INC., BUILDING 8, ROOM 753, ALBANY, NY (https://www.google.com/maps/place/BUILDING%208,%20ROOM%20753,ALBANY,NY)	Graph	3	\$68,333.33	\$65,000.00
ADVANSOFT INTERNATIONAL INC, 1220 WASHINGTON AVENUE, ALBANY, NY (https://www.google.com/maps/place/1220%20WASHINGTON%20AVENUE,ALBANY,NY)	Graph	4	\$77,500.00	\$80,000.00
IBLESOFT INC, WA HARRIMAN STATE CAMPUS, ALBANY, NY (https://www.google.com/maps/place/WA%20HARRIMAN%20STATE%20CAMPUS,ALBANY,NY)	Graph	4	\$90,545.25	\$67,000.00
Totals	Graph	23	\$75,202.43	\$70,000.00

Latitude: 42.613551 Longitude: -73.716571

Employer Name/Worksite Address	Graph	Count	Mean Wage	Median Wage	Lowest Wage	High Wage
TEKIZMA, INC., 1103 FORREST POINTE DRIVE, EAST GREENBUSH, NY (https://www.google.com/maps/place/1103%20FORREST%20POINTE%20DRIVE,EAST%20GREENBUSH,NY)	Graph	1	\$130,000.00	\$130,000.00	\$130,000.00	\$130,000.00
Totals	Graph	1	\$130,000.00	\$130,000.00	\$130,000.00	\$130,000.00

Latitude: 42.613644 Longitude: -73.716477

Employer Name/Worksite Address	Graph	Count	Mean Wage	Median Wage	Lowest Wage	High Wage
TEKIZMA, INC., 1902 FORREST POINTE DRIVE, EAST GREENBUSH, NY (https://www.google.com/maps/place/1902%20FORREST%20POINTE%20DRIVE,EAST%20GREENBUSH,NY)	Graph	1	\$120,000.00	\$120,000.00	\$120,000.00	\$120,000.00
Totals	Graph	1	\$120,000.00	\$120,000.00	\$120,000.00	\$120,000.00

Latitude: 42.622999 Longitude: -73.83053

Employer Name/Worksite Address	Graph	Count	Mean Wage	Median Wage	Lowest Wage	Highest Wage
ZEFIK, LLC, 316 DELAWARE AVE, DELMAR, NY (https://www.google.com/maps/place/316%20DELAWARE%20AVE,DELMAR,NY)	Graph	1	\$65,000.00	\$65,000.00	\$65,000.00	\$65,000.00
Totals	Graph	1	\$65,000.00	\$65,000.00	\$65,000.00	\$65,000.00

Latitude: 42.624043 Longitude: -73.78574

Employer Name/Employer Address	Graph	Count	Mean Wage	Median Wage	Lowest Wage	Highest Wage
ELOT RECYCLING ELECTRONICS INC, 64 HANNAY LANE, GLENMONT, NY (https://www.google.com/maps/place/64%20HANNAY%20LANE,GLENMONT,NY)	Graph	1	\$49,691.20	\$49,691.20	\$49,691.20	\$49,691.20
Totals	Graph	1	\$49,691.20	\$49,691.20	\$49,691.20	\$49,691.20

Employer Name/Worksite Address	Graph	Count	Mean Wage	Median Wage	Lowest Wage	Highest Wage
ELOT RECYCLING ELECTRONICS INC, 64 HANNAY LANE, GLENMONT, NY (https://www.google.com/maps/place/64%20HANNAY%20LANE,GLENMONT,NY)	Graph	1	\$49,691.20	\$49,691.20	\$49,691.20	\$49,691.20
Totals	Graph	1	\$49,691.20	\$49,691.20	\$49,691.20	\$49,691.20

Latitude: 42.625875 Longitude: -73.738912

Employer Name/Employer Address	Graph	Count	Mean Wage	Median Wage	Lowest Wage	Highest Wage
REGENERATIVE RESEARCH FOUNDATION, ONE DISCOVERY DRIVE, RENSSELAER, NY (https://www.google.com/maps/place/ONE%20DISCOVERY%20DRIVE,RENSSELAER,NY)	Graph	2	\$48,742.00	\$47,484.00	\$47,484.00	\$50,000.00
Totals	Graph	2	\$48,742.00	\$47,484.00	\$47,484.00	\$50,000.00

Employer Name/Worksite Address	Graph	Count	Mean Wage	Median Wage	Lowest Wage	Highest Wage
REGENERATIVE RESEARCH FOUNDATION, ONE DISCOVERY DRIVE, RENSSELAER, NY (https://www.google.com/maps/place/ONE%20DISCOVERY%20DRIVE,RENSSELAER,NY)	Graph	2	\$48,742.00	\$47,484.00	\$47,484.00	\$50,000.00
Totals	Graph	2	\$48,742.00	\$47,484.00	\$47,484.00	\$50,000.00

Latitude: 42.625934 Longitude: -73.740802

Employer Name/Worksite Address	Graph	Count	Mean Wage	Median Wage	Lowest Wage	Highest Wage
UNITED PHARMA TECHNOLOGIES INC, 81 COLUMBIA TURNPIKE, RENSSELAER, NY (https://www.google.com/maps/place/81%20COLUMBIA%20TURNPIKE,RENSSELAER,NY)	Graph	1	\$72,000.00	\$72,000.00	\$72,000.00	\$72,000.00
UNICON PHARMA INC., 81 COLUMBIA TURNPIKE, RENSSELAER, NY (https://www.google.com/maps/place/81%20COLUMBIA%20TURNPIKE,RENSSELAER,NY)	Graph	32	\$83,587.20	\$70,000.00	\$58,718.40	\$176,020.00
Totals	Graph	33	\$83,236.07	\$72,000.00	\$58,718.40	\$176,020.00

Latitude: 42.625952 Longitude: -73.748939

Employer Name/Worksite Address	Graph	Count	Mean Wage	Median Wage	Lowest Wage	Highest Wage
ALBANY MOLECULAR RESEARCH, INC., 33 RIVERSIDE AVENUE, RENSSELAER, NY (https://www.google.com/maps/place/33%20RIVERSIDE%20AVENUE,RENSSELAER,NY)	Graph	3	\$61,566.67	\$55,000.00	\$54,700.00	\$75,000.00
Totals	Graph	3	\$61,566.67	\$55,000.00	\$54,700.00	\$75,000.00

Latitude: 42.628301 Longitude: -73.816164

Employer Name/Worksite Address	Graph	Count	Mean Wage	Median Wage	Lowest Wage	Highest Wage
LABELLA ASSOCIATES, D.P.C., 25 DELAWARE AVENUE, DELMAR, NY (https://www.google.com/maps/place/25%20DELAWARE%20AVENUE,DELMAR,NY)	Graph	1	\$72,420.00	\$72,420.00	\$72,420.00	\$72,420.00
Totals	Graph	1	\$72,420.00	\$72,420.00	\$72,420.00	\$72,420.00

Latitude: 42.629136 Longitude: -76.190286

Employer Name/Worksite Address	Graph	Count	Mean Wage	Median Wage	Lowest Wage	Highest Wage
REGIONAL MEDICAL PRACTICE, PC, 82 COPELAND AVENUE, HOMER, NY (https://www.google.com/maps/place/82%20COPELAND%20AVENUE,HOMER,NY)	Graph	1	\$207,000.00	\$207,000.00	\$207,000.00	\$207,000.00
Totals	Graph	1	\$207,000.00	\$207,000.00	\$207,000.00	\$207,000.00

Latitude: 42.629775 Longitude: -73.718095

Employer Name/Employer Address	Graph	Count	Mean Wage	Median Wage	Lowest Wage	Highest Wage
SYNTHEZYME, LLC, D203, 11 UNIVERSITY PLACE, RENSSELAER, NY (https://www.google.com/maps/place/D203,%2011%20UNIVERSITY%20PLACE,RENSSELAER,NY)	Graph	2	\$56,815.00	\$48,630.00	\$48,630.00	\$65,000.00
Totals	Graph	2	\$56,815.00	\$48,630.00	\$48,630.00	\$65,000.00

Employer Name/Worksite Address	Graph	Count	Mean Wage
CNET GLOBAL SOLUTIONS INC., 81 COLUMBIA TURNPIKE, RENSSELAER, NY (https://www.google.com/maps/place/81%20COLUMBIA%20TURNPIKE,RENSSELAER,NY)	Graph	1	\$60,000.00
ENSYMBIOS INC, STATE OF NEW YORK, OFF.OF CHILDREN & FAMILY SVCS, RENSSELAER, NY (https://www.google.com/maps/place/STATE%20OF%20NEW%20YORK,%20OFF.OF%20CHILDREN%20%26%20FAMILY%20SVCS,RENSSELAER,NY)	Graph	1	\$67,018.00
EPACE TECHNOLOGIES INC, CSRA 327 COLUMBIA TURNPIKE, RENSSELAER, NY (https://www.google.com/maps/place/CSRA%20327%20COLUMBIA%20TURNPIKE,RENSSELAER,NY)	Graph	1	\$60,000.00
GLOBALTEK SYSTEMS LLC, CSC/STATE OF NEW YORK, RENNSELAER, NY (https://www.google.com/maps/place/CSC/STATE%20OF%20NEW%20YORK,RENSSELAER,NY)	Graph	1	\$72,000.00
MICHAEL BAKER INTERNATIONAL, INC., 525 E. STREET, RENSSELAER, NY (https://www.google.com/maps/place/525%20E.%20STREET,RENSSELAER,NY)	Graph	1	\$134,846.40
PIEZOS TECHNOLOGY SOLUTIONS INC., OFFICE OF CHILD AND FAMILY SERVICES, ALBANY, NY (https://www.google.com/maps/place/OFFICE%20OF%20CHILD%20AND%20FAMILY%20SERVICES,ALBANY,NY)	Graph	1	\$65,000.00
SV IT INC, NEW YORK STATE DEPARTMENT OF HEALTH, RENSSELAER, NY (https://www.google.com/maps/place/NEW%20YORK%20STATE%20DEPARTMENT%20OF%20HEALTH,RENSSELAER,NY)	Graph	1	\$91,000.00
THE RESEARCH FOUNDATION FOR SUNY, DEPARTMENT OF ENVIRONMENTAL HEALTH SCIENCES, RENSSELAER, NY (https://www.google.com/maps/place/DEPARTMENT%20OF%20ENVIRONMENTAL%20HEALTH%20SCIENCES,RENSSELAER,NY)	Graph	1	\$41,829.00
VEDICSOFT SOLUTIONS LLC, COMPUTER SCIENCES CORPORATION (CSC), RENSSELAER, NY (https://www.google.com/maps/place/COMPUTER%20SCIENCES%20CORPORATION%20(CSC),RENSSELAER,NY)	Graph	1	\$70,221.00
ZUME IT, INC., 52 WASHINGTON STREET, RENSSELAER, NY (https://www.google.com/maps/place/52%20WASHINGTON%20STREET,RENSSELAER,NY)	Graph	1	\$60,000.00
SYNTHEZYME, LLC, D203, 11 UNIVERSITY PLACE, RENSSELAER, NY (https://www.google.com/maps/place/D203,%2011%20UNIVERSITY%20PLACE,RENSSELAER,NY)	Graph	2	\$56,815.00
QUALITY MATRIX INC, CSRA, RENSSELAER, NY (https://www.google.com/maps/place/CSRA,RENSSELAER,NY)	Graph	4	\$72,559.75
Totals	Graph	16	\$70,361.46

Latitude: 42.629884 Longitude: -73.698597

Employer Name/Employer Address	Graph	Count	Mean Wage	Median Wage	Lowest Wage	Highest Wage
AUTOTASK CORPORATION, 26 TECH VALLEY DRIVE, EAST GREENBUSH, NY (https://www.google.com/maps/place/26%20TECH%20VALLEY%20DRIVE,EAST%20GREENBUSH,NY)	Graph	2	\$60,500.00	\$58,000.00	\$58,000.00	\$63,000.00

Employer Name/Employer Address	Graph	Count	Mean Wage	Median Wage	Lowest Wage	Highest Wage
Totals	Graph	2	\$60,500.00	\$58,000.00	\$58,000.00	\$63,000.00

Employer Name/Worksite Address	Graph	Count	Mean Wage	Median Wage	Lowest Wage	Highest Wage
SS GLOBAL TECHNOLOGIES INC., 26 TECH VALLEY DRIVE, EAST GREENBUSH (ALBANY), NY (https://www.google.com/maps/place/26%20TECH%20VALLEY%20DRIVE,EAST%20GREENBUSH%20(ALBANY),NY)	Graph	1	\$70,000.00	\$70,000.00	\$70,000.00	\$70,000.00
SS GLOBAL TECHNOLOGIES INC., 26 TECH VALLEY DRIVE, EAST GREENBUSH, NY (https://www.google.com/maps/place/26%20TECH%20VALLEY%20DRIVE,EAST%20GREENBUSH,NY)	Graph	5	\$63,800.00	\$63,000.00	\$58,000.00	\$70,000.00
Totals	Graph	6	\$64,833.33	\$63,000.00	\$58,000.00	\$70,000.00

Latitude: 42.63001 Longitude: -73.77618

Employer Name/Worksite Address	Graph	Count	Mean Wage	Median Wage	Lowest Wage	Highest Wage
EZ2 TECHNOLOGIES, INC., 337 SOUTHERN BOULEVARD, ALBANY, NY (https://www.google.com/maps/place/337%20SOUTHERN%20BOULEVARD,ALBANY,NY)	Graph	1	\$75,000.00	\$75,000.00	\$75,000.00	\$75,000.00
Totals	Graph	1	\$75,000.00	\$75,000.00	\$75,000.00	\$75,000.00

Latitude: 42.630217 Longitude: -73.698964

Employer Name/Employer Address	Graph	Count	Mean Wage	Median Wage	Lowest Wage	Highest Wage
X-RAY OPTICAL SYSTEMS, INC., 15 TECH VALLEY DR., EAST GREENBUSH, NY (https://www.google.com/maps/place/15%20TECH%20VALLEY%20DR.,EAST%20GREENBUSH,NY)	Graph	2	\$67,616.00	\$55,000.00	\$55,000.00	\$80,232.00
Totals	Graph	2	\$67,616.00	\$55,000.00	\$55,000.00	\$80,232.00

Employer Name/Worksite Address	Graph	Count	Mean Wage	Median Wage	Lowest Wage	Highest Wage
X-RAY OPTICAL SYSTEMS, INC., 15 TECH VALLEY DRIVE, EAST GREENBUSH, NY (https://www.google.com/maps/place/15%20TECH%20VALLEY%20DRIVE,EAST%20GREENBUSH,NY)	Graph	2	\$67,616.00	\$55,000.00	\$55,000.00	\$80,232.00
Totals	Graph	2	\$67,616.00	\$55,000.00	\$55,000.00	\$80,232.00

Latitude: 42.631777 Longitude: -73.702968

Employer Name/Employer Address	Graph	Count	Mean Wage	Median Wage	Lowest Wage	Highest Wage
HEALTHCARE ASSOCIATION OF NEW YORK STATE, INC., ONE EMPIRE DRIVE, RENSSELAER, NY (https://www.google.com/maps/place/ONE%20EMPIRE%20DRIVE,RENSSELAER,NY)	Graph	1	\$82,914.00	\$82,914.00	\$82,914.00	\$82,914.00
HEALTHCARE ASSOCIATION OF NEW YORK STATE, ONE EMPIRE DRIVE, RENSSELAER, NY (https://www.google.com/maps/place/ONE%20EMPIRE%20DRIVE,RENSSELAER,NY)	Graph	1	\$100,000.00	\$100,000.00	\$100,000.00	\$100,000.00
Totals	Graph	2	\$91,457.00	\$82,914.00	\$82,914.00	\$100,000.00

Employer Name/Worksite Address	Graph	Count	Mean Wage	Median Wage	Lowest Wage	Highest Wage
HEALTHCARE ASSOCIATION OF NEW YORK STATE, INC., ONE EMPIRE DRIVE, RENSSELAER, NY (https://www.google.com/maps/place/ONE%20EMPIRE%20DRIVE,RENSSELAER,NY)	Graph	1	\$82,914.00	\$82,914.00	\$82,914.00	\$82,914.00
Totals	Graph	1	\$82,914.00	\$82,914.00	\$82,914.00	\$82,914.00

Latitude: 42.633047 Longitude: -75.311598

Employer Name/Worksite Address	Graph	Count	Mean Wage	Median Wage	Lowest Wage	Highest Wage
--------------------------------	-------	-------	-----------	-------------	-------------	--------------

Employer Name/Worksite Address	Graph	Count	Mean Wage	Median Wage	Lowest Wage	Highest Wage
MAJESCO SOFTWARE AND SOLUTIONS, INC., 1 PREFERRED WAY, NEW BERLIN, NY (https://www.google.com/maps/place/1%20PREFERRED%20WAY,NEW%20BERLIN,NY)	Graph	1	\$86,074.08	\$86,074.08	\$86,074.08	\$86,074.08
Totals	Graph	1	\$86,074.08	\$86,074.08	\$86,074.08	\$86,074.08

Latitude: 42.63844 Longitude: -73.745696

Employer Name/Worksite Address	Graph	Count	Mean Wage	Median Wage	Lowest Wage	Highest Wage
COMPUSOFT INTEGRATED SOLUTIONS, INC., 52 WASHINGTON STREET, NORTH RENSSELAER, NY (https://www.google.com/maps/place/52%20WASHINGTON%20STREET,NORTH%20RENSSELAER,NY)	Graph	1	\$66,250.00	\$66,250.00	\$66,250.00	\$66,250.00
CYGTEC INC., 52 WASHINGTON ST., RENSSELAER, NY (https://www.google.com/maps/place/52%20WASHINGTON%20ST.,RENSSELAER,NY)	Graph	1	\$83,000.00	\$83,000.00	\$83,000.00	\$83,000.00
TECHSMART GLOBAL INC, 52 WASHINGTON ST, RENSSELAER, NY (https://www.google.com/maps/place/52%20WASHINGTON%20ST,RENSSELAER,NY)	Graph	1	\$61,000.00	\$61,000.00	\$61,000.00	\$61,000.00
KARWELL TECHNOLOGIIES, INC., 52 WASHINGTON STREET, RENSSELAER, NY (https://www.google.com/maps/place/52%20WASHINGTON%20STREET,RENSSELAER,NY)	Graph	11	\$69,345.45	\$66,000.00	\$65,000.00	\$98,000.00
Totals	Graph	14	\$69,503.57	\$66,000.00	\$61,000.00	\$98,000.00

Latitude: 42.638613 Longitude: -73.733718

Employer Name/Worksite Address	Graph	Count	Mean Wage	Median Wage	Lowest Wage	Highest Wage
VIRTUSA CORPORATION, 12 OAK LN., RENSSELAER, NY (https://www.google.com/maps/place/12%20OAK%20LN.,RENSSELAER,NY)	Graph	1	\$118,800.00	\$118,800.00	\$118,800.00	\$118,800.00
Totals	Graph	1	\$118,800.00	\$118,800.00	\$118,800.00	\$118,800.00

Latitude: 42.638671 Longitude: -79.049693

Employer Name/Worksite Address	Graph	Count	Mean Wage	Median Wage	Lowest Wage	Highest Wage
GREAT LAKES PHYSICIAN PRACTICE, P.C., 826 LAKE STREET, ANGOLA, NY (https://www.google.com/maps/place/826%20LAKE%20STREET,ANGOLA,NY)	Graph	1	\$200,000.00	\$200,000.00	\$200,000.00	\$200,000.00
Totals	Graph	1	\$200,000.00	\$200,000.00	\$200,000.00	\$200,000.00

Latitude: 42.638923 Longitude: -73.733491

Employer Name/Worksite Address	Graph	Count	Mean Wage	Median Wage	Lowest Wage	Highest Wage
VIRTUSA CORPORATION, 10 OAK LANE, RENSSELAER, NY (https://www.google.com/maps/place/10%20OAK%20LANE,RENSSELAER,NY)	Graph	1	\$76,869.00	\$76,869.00	\$76,869.00	\$76,869.00
VIRTUSA CORPORATION, 10 OAK LN, RENSSELAER, NY (https://www.google.com/maps/place/10%20OAK%20LN,RENSSELAER,NY)	Graph	1	\$76,869.00	\$76,869.00	\$76,869.00	\$76,869.00
Totals	Graph	2	\$76,869.00	\$76,869.00	\$76,869.00	\$76,869.00

Latitude: 42.641797 Longitude: -73.699055

Employer Name/Worksite Address	Graph	Count	Mean Wage	Median Wage	Lowest Wage	Highest Wage
GRANDISON MANAGEMENT, INC., 284 TROY ROAD, RENSSELAER, NY (https://www.google.com/maps/place/284%20TROY%20ROAD,RENSSELAER,NY)	Graph	10	\$54,641.60	\$54,641.60	\$54,641.60	\$54,641.60
Totals	Graph	10	\$54,641.60	\$54,641.60	\$54,641.60	\$54,641.60

Latitude: 42.642378 Longitude: -73.886021

Employer Name/Worksite Address	Graph	Count	Mean Wage	Median Wage	Lowest Wage	Highest Wage
IBM CORPORATION, 257 FULLER ROAD, ALBANY, NY (https://www.google.com/maps/place/257%20FULLER%20ROAD,ALBANY,NY)	Graph	2	\$95,364.00	\$95,364.00	\$95,364.00	\$95,364.00
Totals	Graph	2	\$95,364.00	\$95,364.00	\$95,364.00	\$95,364.00

Latitude: 42.64346 Longitude: -73.770997

Employer Name/Worksite Address	Graph	Count	Mean Wage	Median Wage	Lowest Wage	Highest Wage
GREEN TECH HIGH CHARTER SCHOOL, 99 SLINGERLAND STREET, ALBANY, NY (https://www.google.com/maps/place/99%20SLINGERLAND%20STREET,ALBANY,NY)	Graph	1	\$53,500.00	\$53,500.00	\$53,500.00	\$53,500.00
Totals	Graph	1	\$53,500.00	\$53,500.00	\$53,500.00	\$53,500.00

Employer Name/Worksite Address	Graph	Count	Mean Wage	Median Wage	Lowest Wage	Highest Wage
GREEN TECH HIGH CHARTER SCHOOL, 99 SLINGERLAND STREET, ALBANY, NY (https://www.google.com/maps/place/99%20SLINGERLAND%20STREET,ALBANY,NY)	Graph	1	\$53,500.00	\$53,500.00	\$53,500.00	\$53,500.00
Totals	Graph	1	\$53,500.00	\$53,500.00	\$53,500.00	\$53,500.00

Latitude: 42.646416 Longitude: -73.749779

Employer Name/Worksite Address	Graph	Count	Mean Wage	Median Wage	Lowest Wage	Highest Wage
STATE UNIVERSITY OF NEW YORK SYSTEM ADMINISTRATION, 353 BROADWAY, ALBANY, NY (https://www.google.com/maps/place/353%20BROADWAY,ALBANY,NY)	Graph	2	\$53,500.00	\$52,000.00	\$52,000.00	\$55,000.00
Totals	Graph	2	\$53,500.00	\$52,000.00	\$52,000.00	\$55,000.00

Employer Name/Worksite Address	Graph	Count	Mean Wage	Median Wage	Lowest Wage	Highest Wage
STATE UNIVERSITY OF NEW YORK SYSTEM ADMINISTRATION, 353 BROADWAY, ALBANY, NY (https://www.google.com/maps/place/353%20BROADWAY,ALBANY,NY)	Graph	3	\$61,266.67	\$55,000.00	\$52,000.00	\$76,800.00
Totals	Graph	3	\$61,266.67	\$55,000.00	\$52,000.00	\$76,800.00

Latitude: 42.64714 Longitude: -73.750051

Employer Name/Worksite Address	Graph	Count	Mean Wage	Median Wage	Lowest Wage	Highest Wage
ZUVEN TECHNOLOGIES INC, 353 BROADWAY, ALBANY, NY (https://www.google.com/maps/place/353%20BROADWAY,ALBANY,NY)	Graph	1	\$76,800.00	\$76,800.00	\$76,800.00	\$76,800.00
Totals	Graph	1	\$76,800.00	\$76,800.00	\$76,800.00	\$76,800.00

Latitude: 42.647216 Longitude: -73.708879

Employer Name/Worksite Address	Graph	Count	Mean Wage	Median Wage	Lowest Wage	Highest Wage
NEW YORK INDEPENDENT SYSTEM OPERATOR, 10 KREY BOULEVARD, RENSSELAER, NY (https://www.google.com/maps/place/10%20KREY%20BOULEVARD,RENSSELAER,NY)	Graph	13	\$74,985.23	\$72,000.00	\$58,008.00	\$108,000.00
Totals	Graph	13	\$74,985.23	\$72,000.00	\$58,008.00	\$108,000.00

Employer Name/Worksite Address	Graph	Count	Mean Wage	Median Wage	Lowest Wage	Highest Wage
NEW YORK INDEPENDENT SYSTEM OPERATOR, 10 KREY BOULEVARD, RENSSELAER, NY (https://www.google.com/maps/place/10%20KREY%20BOULEVARD,RENSSELAER,NY)	Graph	14	\$75,769.57	\$72,000.00	\$58,008.00	\$108,000.00

Employer Name/Worksite Address	Graph	Count	Mean Wage	Median Wage	Lowest Wage	Highest Wage
Totals	Graph	14	\$75,769.57	\$72,000.00	\$58,008.00	\$108,000.00

Latitude: 42.647264 Longitude: -73.75012

Employer Name/Worksite Address	Graph	Count	Mean Wage	Median Wage	Lowest Wage	Highest Wage
IFLOWSOFT SOLUTIONS INC, SUNY SYSTEM ADMINISTRATION, ALBANY, NY (https://www.google.com/maps/place/SUNY%20SYSTEM%20ADMINISTRATION,ALBANY,NY)	Graph	1	\$72,000.00	\$72,000.00	\$72,000.00	\$72,000.00
Totals	Graph	1	\$72,000.00	\$72,000.00	\$72,000.00	\$72,000.00

Latitude: 42.647533 Longitude: -73.772897

Employer Name/Worksite Address	Graph	Count	Mean Wage	Median Wage	Lowest Wage	Highest Wage
KVISTA LLC, 44 HOLLAND AVE, ALBANY, NY (https://www.google.com/maps/place/44%20HOLLAND%20AVE,ALBANY,NY)	Graph	2	\$65,625.00	\$65,000.00	\$65,000.00	\$66,250.00
DENKEN SOLUTIONS, INC., 44 HOLLAND AVENUE, ALBANY, NY (https://www.google.com/maps/place/44%20HOLLAND%20AVENUE,ALBANY,NY)	Graph	11	\$69,150.91	\$68,266.00	\$68,266.00	\$78,000.00
Totals	Graph	13	\$68,608.46	\$68,266.00	\$65,000.00	\$78,000.00

Latitude: 42.649644 Longitude: -73.752764

Employer Name/Worksite Address	Graph	Count	Mean Wage	Median Wage	Lowest Wage	Highest Wage
IBM CORPORATION, 80 STATE ST, ALBANY, NY (https://www.google.com/maps/place/80%20STATE%20ST,ALBANY,NY)	Graph	1	\$67,246.00	\$67,246.00	\$67,246.00	\$67,246.00
CONDUENT LEGAL & COMPLIANCE SOLUTIONS, LLC, 80 STATE STREET, ALBANY, NY (https://www.google.com/maps/place/80%20STATE%20STREET,ALBANY,NY)	Graph	19	\$71,588.74	\$68,266.00	\$60,000.00	\$81,837.00
Totals	Graph	20	\$71,371.60	\$68,266.00	\$60,000.00	\$81,837.00

Latitude: 42.649773 Longitude: -73.752413

Employer Name/Worksite Address	Graph	Count	Mean Wage	Median Wage	Lowest Wage	Highest Wage
QUALITY MATRIX INC, 38-40 STATE STREET, ALBANY, NY (https://www.google.com/maps/place/38-40%20STATE%20STREET,ALBANY,NY)	Graph	1	\$72,000.00	\$72,000.00	\$72,000.00	\$72,000.00
Totals	Graph	1	\$72,000.00	\$72,000.00	\$72,000.00	\$72,000.00

Latitude: 42.649777 Longitude: -73.752421

Employer Name/Worksite Address	Graph	Count	Mean Wage	Median Wage	Lowest Wage	Highest Wage
FECUND SOFTWARE SERVICES, LLC, 41 STATE ST., ALBANY, NY (https://www.google.com/maps/place/41%20STATE%20ST.,ALBANY,NY)	Graph	2	\$70,857.00	\$61,714.00	\$61,714.00	\$80,000.00
ACCENTURE LLP, 41 STATE ST, ALBANY, NY (https://www.google.com/maps/place/41%20STATE%20ST,ALBANY,NY)	Graph	13	\$69,508.92	\$69,867.00	\$58,490.00	\$81,600.00
ACCENTURE LLP, 41 STATE STREET, ALBANY, NY (https://www.google.com/maps/place/41%20STATE%20STREET,ALBANY,NY)	Graph	13	\$80,438.85	\$75,795.00	\$66,248.00	\$99,600.00
Totals	Graph	28	\$74,679.82	\$70,304.00	\$58,490.00	\$99,600.00

Latitude: 42.649799 Longitude: -73.75304

Employer Name/Employer Address	Graph	Count	Mean Wage	Median Wage	Lowest Wage	Highest Wage
FAN HUB MEDIA USA, LLC, 90 STATE STREET, STE 700, ALBANY, NY (https://www.google.com/maps/place/90%20STATE%20STREET,%20STE%20700,ALBANY,NY)	Graph	1	\$96,000.00	\$96,000.00	\$96,000.00	\$96,000.00
LOUP INC, 90 STATE STREET, ALBANY, NY (https://www.google.com/maps/place/90%20STATE%20STREET,ALBANY,NY)	Graph	1	\$125,000.00	\$125,000.00	\$125,000.00	\$125,000.00
PALADIN SPORTS TECHNOLOGY USA LLC, 90 STATE STREET STE 700, ALBANY, NY (https://www.google.com/maps/place/90%20STATE%20STREET%20STE%20700,ALBANY,NY)	Graph	1	\$52,500.00	\$52,500.00	\$52,500.00	\$52,500.00
WE SHOP THAT LLC, 90 STATE STREET, ALBANY, NY (https://www.google.com/maps/place/90%20STATE%20STREET,ALBANY,NY)	Graph	1	\$52,000.00	\$52,000.00	\$52,000.00	\$52,000.00
MALAYA SERVICES CORPORATION, 90 STATE STREET, ALBANY, NY (https://www.google.com/maps/place/90%20STATE%20STREET,ALBANY,NY)	Graph	2	\$56,160.00	\$56,160.00	\$56,160.00	\$56,160.00
ACCORD SOFTWARE LLC, 90 STATE ST, ALBANY, NY (https://www.google.com/maps/place/90%20STATE%20ST,ALBANY,NY)	Graph	5	\$67,000.00	\$69,000.00	\$62,000.00	\$70,000.00
Totals	Graph	11	\$70,256.36	\$65,000.00	\$52,000.00	\$125,000.00

Employer Name/Worksite Address	Graph	Count	Mean Wage	Median Wage	Lowest Wage	Highest Wage
UNIQUE COMP, INC., 90 STATE STREET, ALBANY, NY (https://www.google.com/maps/place/90%20STATE%20STREET,ALBANY,NY)	Graph	1	\$110,000.00	\$110,000.00	\$110,000.00	\$110,000.00
ACCORD SOFTWARE LLC, 90 STATE ST, ALBANY, NY (https://www.google.com/maps/place/90%20STATE%20ST,ALBANY,NY)	Graph	4	\$66,500.00	\$65,000.00	\$62,000.00	\$70,000.00
Totals	Graph	5	\$75,200.00	\$69,000.00	\$62,000.00	\$110,000.00

Latitude: 42.650224 Longitude: -73.753813

Employer Name/Worksite Address	Graph	Count	Mean Wage	Median Wage	Lowest Wage	Highest Wage
CLEAR THOUGHT SOLUTIONS LLC, 110 STATE STREET, ALBANY, NY (https://www.google.com/maps/place/110%20STATE%20STREET,ALBANY,NY)	Graph	1	\$72,800.00	\$72,800.00	\$72,800.00	\$72,800.00
ERP ANALYSTS, INC, 110 STATE ST., ALBANY, NY (https://www.google.com/maps/place/110%20STATE%20ST,ALBANY,NY)	Graph	1	\$80,000.00	\$80,000.00	\$80,000.00	\$80,000.00
ERP ANALYSTS, INC., 110 STATE ST, ALBANY, NY (https://www.google.com/maps/place/110%20STATE%20ST,ALBANY,NY)	Graph	3	\$70,307.33	\$68,000.00	\$68,000.00	\$74,922.00
DILIGENT GROUP LLC, 110 STATE STREET, ALBANY, NY (https://www.google.com/maps/place/110%20STATE%20STREET,ALBANY,NY)	Graph	6	\$74,723.50	\$69,000.00	\$65,541.00	\$90,000.00
Totals	Graph	11	\$73,823.91	\$72,800.00	\$65,541.00	\$90,000.00

Latitude: 42.650482 Longitude: -73.750279

Employer Name/Worksite Address	Graph	Count	Mean Wage	Median Wage	Lowest Wage	Highest Wage
KPMG LLP, 515 BROADWAY, ALBANY, NY (https://www.google.com/maps/place/515%20BROADWAY,ALBANY,NY)	Graph	2	\$72,687.50	\$51,900.00	\$51,900.00	\$93,475.00
Totals	Graph	2	\$72,687.50	\$51,900.00	\$51,900.00	\$93,475.00

Latitude: 42.650712 Longitude: -73.754164

Employer Name/Worksite Address	Graph	Count	Mean Wage	Median Wage	Lowest Wage	Highest Wage
SMART WORKS, LLC, HARRIMAN CAMPUS, BUILDING 5, ALBANY, NY (https://www.google.com/maps/place/HARRIMAN%20CAMPUS,%20BUILDING%205,ALBANY,NY)	Graph	1	\$70,000.00	\$70,000.00	\$70,000.00	\$70,000.00
DYNAMIC SOFTWARE CONSULTANTS, INC, WILLIAM A. HARRIMAN STATE CAMPUS, ALBANY, NY (https://www.google.com/maps/place/WILLIAM%20A.%20HARRIMAN%20STATE%20CAMPUS,ALBANY,NY)	Graph	3	\$60,000.00	\$60,000.00	\$50,000.00	\$70,000.00
Totals	Graph	4	\$62,500.00	\$60,000.00	\$50,000.00	\$70,000.00

Latitude: 42.651127 Longitude: -73.751898

Employer Name/Worksite Address	Graph	Count	Mean Wage	Median Wage	Lowest Wage	Highest Wage
MVP CONSULTING PLUS, INC., 40 NORTH PEARL ST., ALBANY, NY (https://www.google.com/maps/place/40%20NORTH%20PEARL%20ST,ALBANY,NY)	Graph	1	\$106,000.00	\$106,000.00	\$106,000.00	\$106,000.00
BLUELINE SOFTWARE SERVICES INC., 40 NORTH PEARL ST, ALBANY, NY (https://www.google.com/maps/place/40%20NORTH%20PEARL%20ST,ALBANY,NY)	Graph	2	\$81,000.00	\$81,000.00	\$81,000.00	\$81,000.00
JNIT TECHNOLOGIES, 40 N PEARL ST, ALBANY, NY (https://www.google.com/maps/place/40%20N%20PEARL%20ST,ALBANY,NY)	Graph	2	\$79,509.00	\$67,018.00	\$67,018.00	\$92,000.00
UNISYS CORPORATION, 40 NORTH PEARL STREET, ALBANY, NY (https://www.google.com/maps/place/40%20NORTH%20PEARL%20STREET,ALBANY,NY)	Graph	3	\$74,437.03	\$77,189.00	\$67,020.00	\$79,102.10
Totals	Graph	8	\$81,291.14	\$79,102.10	\$67,018.00	\$106,000.00

Latitude: 42.651169 Longitude: -73.751629

Employer Name/Employer Address	Graph	Count	Mean Wage	Median Wage	Lowest Wage	Highest Wage
SLIGO SOFTWARE SOLUTIONS INC., 99 PINE STREET, ALBANY, NY (https://www.google.com/maps/place/99%20PINE%20STREET,ALBANY,NY)	Graph	3	\$79,164.33	\$80,000.00	\$75,000.00	\$82,493.00
Totals	Graph	3	\$79,164.33	\$80,000.00	\$75,000.00	\$82,493.00

Employer Name/Worksite Address	Graph	Count	Mean Wage	Median Wage	Lowest Wage	Highest Wage
UNIVERSITY AT ALBANY, 99 PINE STREET, ALBANY, NY (https://www.google.com/maps/place/99%20PINE%20STREET,ALBANY,NY)	Graph	4	\$180,000.00	\$180,000.00	\$180,000.00	\$180,000.00
Totals	Graph	4	\$180,000.00	\$180,000.00	\$180,000.00	\$180,000.00

Latitude: 42.651662 Longitude: -73.733839

Employer Name/Employer Address	Graph	Count	Mean Wage	Median Wage	Lowest Wage	Highest Wage
VISION DATA EQUIPMENT CORPORATION, 1377 3RD STREET, RENSSELAER, NY (https://www.google.com/maps/place/1377%203RD%20STREET,RENSSELAER,NY)	Graph	1	\$62,000.00	\$62,000.00	\$62,000.00	\$62,000.00
Totals	Graph	1	\$62,000.00	\$62,000.00	\$62,000.00	\$62,000.00

Employer Name/Worksite Address	Graph	Count	Mean Wage	Median Wage	Lowest Wage	Highest Wage
VISION DATA EQUIPMENT CORPORATION, 1377 3RD STREET, RENSSELAER, NY (https://www.google.com/maps/place/1377%203RD%20STREET,RENSSELAER,NY)	Graph	1	\$62,000.00	\$62,000.00	\$62,000.00	\$62,000.00
Totals	Graph	1	\$62,000.00	\$62,000.00	\$62,000.00	\$62,000.00

Latitude: 42.651938 Longitude: -73.761431

Employer Name/Worksite Address	Graph	Count	Mean Wage	Median Wage	Lowest Wage	Highest Wage
STELLENT SOLUTIONS INC, 100 S MALL ARTERIAL, ALBANY, NY (https://www.google.com/maps/place/100%20S%20MALL%20ARTERIAL,ALBANY,NY)	Graph	1	\$65,000.00	\$65,000.00	\$65,000.00	\$65,000.00
Totals	Graph	1	\$65,000.00	\$65,000.00	\$65,000.00	\$65,000.00

Latitude: 42.652473 Longitude: -73.749245

Employer Name/Worksite Address	Graph	Count	Mean Wage	Median Wage	Lowest Wage	Highest Wage
AVAMSOFT CORPORATION, 625 BROADWAY, ALBANY, NY (https://www.google.com/maps/place/625%20BROADWAY,ALBANY,NY)	Graph	2	\$76,437.00	\$61,000.00	\$61,000.00	\$91,874.00

Employer Name/Worksite Address	Graph	Count	Mean Wage	Median Wage	Lowest Wage	Highest Wage
Totals	Graph	2	\$76,437.00	\$61,000.00	\$61,000.00	\$91,874.00

Latitude: 42.65261 Longitude: -73.77526

Employer Name/Worksite Address	Graph	Count	Mean Wage	Median Wage	Lowest Wage	Highest Wage
ALBANY MEDICAL COLLEGE, 47 NEW SCOTLAND AVENUE, ALBANY, NY (https://www.google.com/maps/place/47%20NEW%20SCOTLAND%20AVENUE,ALBANY,NY)	Graph	4	\$45,294.60	\$47,268.00	\$38,958.40	\$47,476.00
ALBANY MEDICAL COLLEGE, 47 NEW SCOTLAND AVE, ALBANY, NY (https://www.google.com/maps/place/47%20NEW%20SCOTLAND%20AVE,ALBANY,NY)	Graph	11	\$165,541.09	\$95,000.00	\$47,476.00	\$375,000.00
Totals	Graph	15	\$133,475.36	\$48,000.00	\$38,958.40	\$375,000.00

Employer Name/Worksite Address	Graph	Count	Mean Wage	Median Wage	Lowest Wage	Highest Wage
ALBANY MEDICAL COLLEGE, 47 NEW SCOTLAND AVENUE, ALBANY, NY (https://www.google.com/maps/place/47%20NEW%20SCOTLAND%20AVENUE,ALBANY,NY)	Graph	4	\$45,294.60	\$47,268.00	\$38,958.40	\$47,476.00
ALBANY MEDICAL COLLEGE, 47 NEW SCOTLAND AVE, ALBANY, NY (https://www.google.com/maps/place/47%20NEW%20SCOTLAND%20AVE,ALBANY,NY)	Graph	9	\$60,782.22	\$48,000.00	\$47,476.00	\$95,000.00
Totals	Graph	13	\$56,016.80	\$47,484.00	\$38,958.40	\$95,000.00

Latitude: 42.652694 Longitude: -73.774968

Employer Name/Worksite Address	Graph	Count	Mean Wage	Median Wage	Lowest Wage	Highest Wage
ALBANY MEDICAL CENTER, 43 NEW SCOTLAND AVENUE, ALBANY, NY (https://www.google.com/maps/place/43%20NEW%20SCOTLAND%20AVENUE,ALBANY,NY)	Graph	4	\$57,922.80	\$56,680.00	\$56,680.00	\$60,320.00
Totals	Graph	4	\$57,922.80	\$56,680.00	\$56,680.00	\$60,320.00

Employer Name/Worksite Address	Graph	Count	Mean Wage	Median Wage	Lowest Wage	Highest Wage
ALBANY MEDICAL CENTER, 43 NEW SCOTLAND AVENUE, ALBANY, NY (https://www.google.com/maps/place/43%20NEW%20SCOTLAND%20AVENUE,ALBANY,NY)	Graph	4	\$57,922.80	\$56,680.00	\$56,680.00	\$60,320.00
Totals	Graph	4	\$57,922.80	\$56,680.00	\$56,680.00	\$60,320.00

Latitude: 42.65278 Longitude: -73.783209

Employer Name/Worksite Address	Graph	Count	Mean Wage	Median Wage	Lowest Wage	Highest Wage
THE SAGE COLLEGES, 140 NEW SCOTLAND AVE., ALBANY, NY (https://www.google.com/maps/place/140%20NEW%20SCOTLAND%20AVE.,ALBANY,NY)	Graph	1	\$68,000.00	\$68,000.00	\$68,000.00	\$68,000.00
Totals	Graph	1	\$68,000.00	\$68,000.00	\$68,000.00	\$68,000.00

Latitude: 42.652802 Longitude: -73.780945

Employer Name/Worksite Address	Graph	Count	Mean Wage	Median Wage	Lowest Wage	Highest Wage
NEW YORK STATE OFFICE OF MENTAL HEALTH, 75 NEW SCOTLAND AVENUE, ALBANY, NY (https://www.google.com/maps/place/75%20NEW%20SCOTLAND%20AVENUE,ALBANY,NY)	Graph	1	\$154,417.00	\$154,417.00	\$154,417.00	\$154,417.00
Totals	Graph	1	\$154,417.00	\$154,417.00	\$154,417.00	\$154,417.00

Employer Name/Worksite Address	Graph	Count	Mean Wage	Median Wage	Lowest Wage	Highest Wage
--------------------------------	-------	-------	-----------	-------------	-------------	--------------

Employer Name/Worksite Address	Graph	Count	Mean Wage	Median Wage	Lowest Wage	Highest Wage
RESEARCH FOUNDATION FOR MENTAL HYGIENE, INC., 75 NEW SCOTLAND AVE, ALBANY, NY (https://www.google.com/maps/place/75%20NEW%20SCOTLAND%20AVE,ALBANY,NY)	Graph	1	\$52,298.00	\$52,298.00	\$52,298.00	\$52,298.00
THEMESOFT, INC., 75 NEW SCOTLAND AVE. CDPC,, ALBANY, NY (https://www.google.com/maps/place/75%20NEW%20SCOTLAND%20AVE.%20CDPC,,ALBANY,NY)	Graph	1	\$65,540.80	\$65,540.80	\$65,540.80	\$65,540.80
Totals	Graph	2	\$58,919.40	\$52,298.00	\$52,298.00	\$65,540.80

Latitude: 42.653265 Longitude: -73.810229

Employer Name/Employer Address	Graph	Count	Mean Wage	Median Wage	Lowest Wage	Highest Wage
ALBANY MEDICAL COLLEGE, 43 NEW SCOTLAND AVE., MC: 56, ALBANY, NY (https://www.google.com/maps/place/43%20NEW%20SCOTLAND%20AVE.,%20MC:%2056,ALBANY,NY)	Graph	4	\$79,022.00	\$55,000.00	\$47,484.00	\$145,000.00
Totals	Graph	4	\$79,022.00	\$55,000.00	\$47,484.00	\$145,000.00

Employer Name/Worksite Address	Graph	Count	Mean Wage	Median Wage	Lowest Wage	Highest Wage
GCOM SOFTWARE, INC., 43 NEW SCOTLAND AVE, ALBANY, NY (https://www.google.com/maps/place/43%20NEW%20SCOTLAND%20AVE,ALBANY,NY)	Graph	1	\$128,000.00	\$128,000.00	\$128,000.00	\$128,000.00
HASHTAG SYSTEMS LLC, 110 STATE STREET ALBANY, ALBANY, NY (https://www.google.com/maps/place/110%20STATE%20STREET%20ALBANY,ALBANY,NY)	Graph	1	\$80,000.00	\$80,000.00	\$80,000.00	\$80,000.00
NEW YORK STATE OFFICE OF MENTAL HEALTH, CAPITAL DISTRICT PSYCHIATRIC CENTER, ALBANY, NY (https://www.google.com/maps/place/CAPITAL%20DISTRICT%20PSYCHIATRIC%20CENTER,ALBANY,NY)	Graph	2	\$103,357.50	\$52,298.00	\$52,298.00	\$154,417.00
ALBANY MEDICAL COLLEGE, ALBANY MEDICAL CENTER, ALBANY, NY (https://www.google.com/maps/place/ALBANY%20MEDICAL%20CENTER,ALBANY,NY)	Graph	6	\$265,000.00	\$250,000.00	\$145,000.00	\$375,000.00
Totals	Graph	10	\$200,471.50	\$154,417.00	\$52,298.00	\$375,000.00

Latitude: 42.653786 Longitude: -73.75944

Employer Name/Worksite Address	Graph	Count	Mean Wage	Median Wage	Lowest Wage	Highest Wage
ADROIT ASSOCIATES, INC., 80 S. SWAN ST., ST. ALBANY, NY (https://www.google.com/maps/place/80%20S.%20SWAN%20ST.,ST.%20ALBANY,NY)	Graph	1	\$66,500.00	\$66,500.00	\$66,500.00	\$66,500.00
FIRST TEK , INC., 80 SOUTH SWAN STREET, ALBANY,, NY (https://www.google.com/maps/place/80%20SOUTH%20SWAN%20STREET,ALBANY,,NY)	Graph	1	\$67,018.00	\$67,018.00	\$67,018.00	\$67,018.00
MINDWORLD LLC., 80 S. SWAN STREET, ALBANY, NY (https://www.google.com/maps/place/80%20S.%20SWAN%20STREET,ALBANY,NY)	Graph	1	\$65,000.00	\$65,000.00	\$65,000.00	\$65,000.00
NIC INFO TEK INC, 80 SOUTH SWAN ST., ALBANY, NY (https://www.google.com/maps/place/80%20SOUTH%20SWAN%20ST.,ALBANY,NY)	Graph	1	\$60,000.00	\$60,000.00	\$60,000.00	\$60,000.00
PARAM CONSULTING SERVICES, INC, 80 S SWAN STREET, ALBANY, NY (https://www.google.com/maps/place/80%20S%20SWAN%20STREET,ALBANY,NY)	Graph	1	\$60,341.00	\$60,341.00	\$60,341.00	\$60,341.00
PROCAL TECHNOLOGIES INC.,, 80 S SWAN ST, ALBANY, NY (https://www.google.com/maps/place/80%20S%20SWAN%20ST,ALBANY,NY)	Graph	1	\$63,500.00	\$63,500.00	\$63,500.00	\$63,500.00
YOUNGSOFT INC., 80 SOUTH SWAN STREET, METRO ALBANY, NY (https://www.google.com/maps/place/80%20SOUTH%20SWAN%20STREET,METRO%20ALBANY,NY)	Graph	1	\$81,286.00	\$81,286.00	\$81,286.00	\$81,286.00
VERINON TECHNOLOGY SOLUTIONS LTD., 80 SOUTH SWAN ST, ALBANY, NY (https://www.google.com/maps/place/80%20SOUTH%20SWAN%20ST,ALBANY,NY)	Graph	2	\$94,078.00	\$94,078.00	\$94,078.00	\$94,078.00
GCOM SOFTWARE, INC., 80 SOUTH SWAN STREET, ALBANY, NY (https://www.google.com/maps/place/80%20SOUTH%20SWAN%20STREET,ALBANY,NY)	Graph	9	\$93,188.89	\$104,000.00	\$65,000.00	\$114,400.00
Totals	Graph	18	\$82,805.61	\$70,000.00	\$60,000.00	\$114,400.00

Latitude: 42.653802 Longitude: -73.760911

Employer Name/Worksite Address	Graph	Count	Mean Wage	Median Wage	Lowest Wage	Highest Wage
--------------------------------	-------	-------	-----------	-------------	-------------	--------------

Employer Name/Worksite Address	Graph	Count	Mean Wage	Median Wage	Lowest Wage	Highest Wage
MICRONET IT SOLUTIONS, INC., AGENCY BUILDING 1, FLOOR 5, ALBANY, NY (https://www.google.com/maps/place/AGENCY%20BUILDING%201,%20FLOOR%205,ALBANY,NY)	Graph	1	\$61,000.00	\$61,000.00	\$61,000.00	\$61,000.00
SERVICE ORIENTED SOLUTIONS, LLC, CORNING TOWER, ALBANY, NY (https://www.google.com/maps/place/CORNING%20TOWER,ALBANY,NY)	Graph	1	\$65,541.00	\$65,541.00	\$65,541.00	\$65,541.00
Totals	Graph	2	\$63,270.50	\$61,000.00	\$61,000.00	\$65,541.00

Latitude: 42.654399 Longitude: -73.759343

Employer Name/Worksite Address	Graph	Count	Mean Wage	Median Wage	Lowest Wage	Highest Wage
GENESYS CONSULTING SERVICES, INC., 99 WASHINGTON AVE., ALBANY, NY (https://www.google.com/maps/place/99%20WASHINGTON%20AVE.,ALBANY,NY)	Graph	1	\$87,505.60	\$87,505.60	\$87,505.60	\$87,505.60
Totals	Graph	1	\$87,505.60	\$87,505.60	\$87,505.60	\$87,505.60

Latitude: 42.65457 Longitude: -73.750711

Employer Name/Employer Address	Graph	Count	Mean Wage	Median Wage	Lowest Wage	Highest Wage
ALBANY SYMPHONY ORCHESTRA, INC., 19 CLINTON AVENUE, ALBANY, NY (https://www.google.com/maps/place/19%20CLINTON%20AVENUE,ALBANY,NY)	Graph	2	\$89,856.00	\$89,856.00	\$89,856.00	\$89,856.00
Totals	Graph	2	\$89,856.00	\$89,856.00	\$89,856.00	\$89,856.00

Employer Name/Worksite Address	Graph	Count	Mean Wage	Median Wage	Lowest Wage	Highest Wage
ALBANY SYMPHONY ORCHESTRA, INC., 19 CLINTON AVENUE, ALBANY, NY (https://www.google.com/maps/place/19%20CLINTON%20AVENUE,ALBANY,NY)	Graph	2	\$89,856.00	\$89,856.00	\$89,856.00	\$89,856.00
Totals	Graph	2	\$89,856.00	\$89,856.00	\$89,856.00	\$89,856.00

Latitude: 42.656829 Longitude: -73.763388

Employer Name/Worksite Address	Graph	Count	Mean Wage	Median Wage	Lowest Wage	Highest Wage
DATA WAREHOUSE LABS INC, 111 WASHINGTON AVENUE, ALBANY, NY (https://www.google.com/maps/place/111%20WASHINGTON%20AVENUE,ALBANY,NY)	Graph	2	\$63,500.00	\$61,000.00	\$61,000.00	\$66,000.00
UNIFY SOLUTIONS, INC., 111 WASHINGTON AVE, ALBANY, NY (https://www.google.com/maps/place/111%20WASHINGTON%20AVE,ALBANY,NY)	Graph	7	\$69,957.14	\$66,000.00	\$60,000.00	\$100,000.00
Totals	Graph	9	\$68,522.22	\$66,000.00	\$60,000.00	\$100,000.00

Latitude: 42.657191 Longitude: -73.746099

Employer Name/Worksite Address	Graph	Count	Mean Wage	Median Wage
APTION LLC, BUILDING #5 HARRIMAN CAMPUS, ALBANY, NY (https://www.google.com/maps/place/BUILDING%20#5%20HARRIMAN%20CAMPUS,ALBANY,NY)	Graph	1	\$69,000.00	\$69,000.00
HEADSTREAM INC, NEW YORK STATE OFFICE OF I.T. SERVICES (NYSITS), ALBANY, NY (https://www.google.com/maps/place/NEW%20YORK%20STATE%20OFFICE%20OF%20I.T.%20SERVICES%20(NYSITS),ALBANY,NY)	Graph	1	\$100,000.00	\$100,000.00
RAMPS INTERNATIONAL, INC, 3 EMPIRE STATE PLAZA, ALBANY, NY (https://www.google.com/maps/place/3%20EMPIRE%20STATE%20PLAZA,ALBANY,NY)	Graph	1	\$90,000.00	\$90,000.00
SUPERIOR SOFTWARE AND TECHNOLOGY SOLUTIONS, LLC., HARRIMAN CAMPUS, ALBANY, NY (https://www.google.com/maps/place/HARRIMAN%20CAMPUS,ALBANY,NY)	Graph	1	\$61,000.00	\$61,000.00
EUREKA INFOTECH, INC, 40 N PEARL SRTEET, ALBANY, NY (https://www.google.com/maps/place/40%20N%20PEARL%20SRTEET,ALBANY,NY)	Graph	2	\$71,209.00	\$65,541.00
IBM INDIA PRIVATE LIMITED, 80 STATE ST 4TH FL, ALBANY, NY (https://www.google.com/maps/place/80%20STATE%20ST%204TH%20FL,ALBANY,NY)	Graph	2	\$68,266.00	\$68,266.00

Employer Name/Worksite Address	Graph	Count	Mean Wage	Median Wage
SRIVEN SYSTEMS OF TX, INC, 40 NORTH PEARL STREET, ALBANY, NY (https://www.google.com/maps/place/40%20NORTH%20PEARL%20STREET,ALBANY,NY)	Graph	2	\$70,000.00	\$70,000.00
ACCENTURE LLP, 41 STATE ST, ALBANY, NY (https://www.google.com/maps/place/41%20STATE%20ST,ALBANY,NY)	Graph	3	\$66,366.00	\$70,304.00
Totals	Graph	13	\$72,157.54	\$70,000.00

Latitude: 42.657434 Longitude: -73.766808

Employer Name/Employer Address	Graph	Count	Mean Wage	Median Wage	Lowest Wage	Highest Wage
THE RESEARCH FOUNDATION FOR THE STATE UNIVERSITY OF NEW YORK, 415 STATE STREET, ALBANY, NY (https://www.google.com/maps/place/415%20STATE%20STREET,ALBANY,NY)	Graph	1	\$76,168.50	\$76,168.50	\$76,168.50	\$76,168.50
Totals	Graph	1	\$76,168.50	\$76,168.50	\$76,168.50	\$76,168.50

Employer Name/Worksite Address	Graph	Count	Mean Wage	Median Wage	Lowest Wage	Highest Wage
THE RESEARCH FOUNDATION FOR THE STATE UNIVERSITY OF NEW YORK, 415 STATE STREET, ALBANY, NY (https://www.google.com/maps/place/415%20STATE%20STREET,ALBANY,NY)	Graph	1	\$76,168.50	\$76,168.50	\$76,168.50	\$76,168.50
Totals	Graph	1	\$76,168.50	\$76,168.50	\$76,168.50	\$76,168.50

Latitude: 42.657599 Longitude: -73.804168

Employer Name/Employer Address	Graph	Count	Mean Wage	Median Wage	Lowest Wage	Highest Wage
ST. PETER'S HEALTH PARTNERS, 315 S. MANNING BLVD., ALBANY, NY (https://www.google.com/maps/place/315%20S.%20MANNING%20BLVD.,ALBANY,NY)	Graph	1	\$220,000.00	\$220,000.00	\$220,000.00	\$220,000.00
Totals	Graph	1	\$220,000.00	\$220,000.00	\$220,000.00	\$220,000.00

Employer Name/Worksite Address	Graph	Count	Mean Wage	Median Wage	Lowest Wage	Highest Wage
ST. PETER'S HEALTH PARTNERS, 315 S. MANNING BLVD., ALBANY, NY (https://www.google.com/maps/place/315%20S.%20MANNING%20BLVD.,ALBANY,NY)	Graph	1	\$220,000.00	\$220,000.00	\$220,000.00	\$220,000.00
Totals	Graph	1	\$220,000.00	\$220,000.00	\$220,000.00	\$220,000.00

Latitude: 42.658316 Longitude: -73.696156

Employer Name/Worksite Address	Graph	Count	Mean Wage	Median Wage	Lowest Wage	Highest Wage
INDEPENDENT HEALTH ASSOCIATION, INC., 6203 OAK HILL CIRCLE, RENSSELAER, NY (https://www.google.com/maps/place/6203%20OAK%20HILL%20CIRCLE,RENSSELAER,NY)	Graph	1	\$93,167.00	\$93,167.00	\$93,167.00	\$93,167.00
Totals	Graph	1	\$93,167.00	\$93,167.00	\$93,167.00	\$93,167.00

Latitude: 42.658897 Longitude: -78.895714

Employer Name/Worksite Address	Graph	Count	Mean Wage	Median Wage	Lowest Wage	Highest Wage
ABSOLUT CENTER FOR NURSING AND REHABILITATION AT WESTFIELD, LLC, 2806 GEORGE STREET, EDEN, NY (https://www.google.com/maps/place/2806%20GEORGE%20STREET,EDEN,NY)	Graph	11	\$56,086.73	\$54,870.40	\$54,870.40	\$68,250.00
Totals	Graph	11	\$56,086.73	\$54,870.40	\$54,870.40	\$68,250.00

Latitude: 42.65943 Longitude: -73.746346

Employer Name/Worksite Address	Graph	Count	Mean Wage	Median Wage	Lowest Wage	Highest Wage
ACROSS BORDERS MANAGEMENT CONSULTING GROUP LLC, 833 BROADWAY, ALBANY, NY (https://www.google.com/maps/place/833%20BROADWAY,ALBANY,NY)	Graph	1	\$80,000.00	\$80,000.00	\$80,000.00	\$80,000.00
Totals	Graph	1	\$80,000.00	\$80,000.00	\$80,000.00	\$80,000.00

Latitude: 42.660177 Longitude: -73.758036

Employer Name/Worksite Address	Graph	Count	Mean Wage	Median Wage
ACCENZ LLC, 31ST FLOOR CORNING TOWER, ALBANY, NY (https://www.google.com/maps/place/31ST%20FLOOR%20CORNING%20TOWER,ALBANY,NY)	Graph	1	\$80,000.00	\$80,000.00
AGILITY TECHNOLOGIES, LLC, SWAN ST. BUILDING, ALBANY, NY (https://www.google.com/maps/place/SWAN%20ST.%20BUILDING,ALBANY,NY)	Graph	1	\$84,000.00	\$84,000.00
AMERISOFTPRO SYSTEMS LLC, ALFRED E. SMITH BUILDING 80 SOUTH SWAN ST., ALBANY, NY (https://www.google.com/maps/place/ALFRED%20E.%20SMITH%20BUILDING%2080%20SOUTH%20SWAN%20ST.,ALBANY,NY)	Graph	1	\$77,000.00	\$77,000.00
CRITICALRIVER, INC., DEPARTMENT OF PUBLIC SERVICE AGENCY BUILDING 3, ALBANY, NY (https://www.google.com/maps/place/DEPARTMENT%20OF%20PUBLIC%20SERVICE%20AGENCY%20BUILDING%203,ALBANY,NY)	Graph	1	\$60,000.00	\$60,000.00
FUTURETECH CONSULTANTS, L.L.C, ACCENTURE, ALBANY, NY (https://www.google.com/maps/place/ACCENTURE,ALBANY,NY)	Graph	1	\$66,000.00	\$66,000.00
GLOBAL SYSTEMS LLC, CORNING TOWER, ALBANY, NY (https://www.google.com/maps/place/CORNING%20TOWER,ALBANY,NY)	Graph	1	\$60,000.00	\$60,000.00
IMCS GROUP, INC., ERASTUS CORNING TOWER, ALBANY, NY (https://www.google.com/maps/place/ERASTUS%20CORNING%20TOWER,ALBANY,NY)	Graph	1	\$49,774.00	\$49,774.00
MERCOM, INC., CORNING TOWER, 21ST FLOOR, ALBANY, NY (https://www.google.com/maps/place/CORNING%20TOWER,%2021ST%20FLOOR,ALBANY,NY)	Graph	1	\$60,000.00	\$60,000.00
MVP CONSULTING PLUS, INC., ALFRED E. SMITH BUILDING, 80 S. SWAN ST., ALBANY, NY (https://www.google.com/maps/place/ALFRED%20E.%20SMITH%20BUILDING,%2080%20S.%20SWAN%20ST.,ALBANY,NY)	Graph	1	\$130,000.00	\$130,000.00
PARAMOUNT SOFTWARE SOLUTIONS, 100 S MALL ARTERIAL, ALBANY, NY (https://www.google.com/maps/place/100%20S%20MALL%20ARTERIAL,ALBANY,NY)	Graph	1	\$77,189.00	\$77,189.00
SMART SOURCE TECHNOLOGIES, INC., NY STATE DEPT OF HEALTH / HRI, ALBANY, NY (https://www.google.com/maps/place/NY%20STATE%20DEPT%20OF%20HEALTH%20/%20HRI,ALBANY,NY)	Graph	1	\$85,000.00	\$85,000.00
TECHMAGIX INC, 80 SO. SWAN STREET, ALBANY, NY (https://www.google.com/maps/place/80%20SO.%20SWAN%20STREET,ALBANY,NY)	Graph	1	\$84,000.00	\$84,000.00
WITH LLC, 80 SOUTH SWAN STREET, ALBANY, NY (https://www.google.com/maps/place/80%20SOUTH%20SWAN%20STREET,ALBANY,NY)	Graph	1	\$85,000.00	\$85,000.00
ANJANI ETECH SOLUTIONS, INC, ALFRED E. SMITH BUILDING, ALBANY, NY (https://www.google.com/maps/place/ALFRED%20E.%20SMITH%20BUILDING,ALBANY,NY)	Graph	2	\$88,500.00	\$82,000.00
APEX TECHNOLOGY SYSTEMS, INC, 21ST FLOOR, CORNING TOWER, ALBANY, NY (https://www.google.com/maps/place/21ST%20FLOOR,%20CORNING%20TOWER,ALBANY,NY)	Graph	2	\$70,720.00	\$70,720.00
DELASOFT, INC., EMPIRE STATE PLAZA, ALBANY, NY (https://www.google.com/maps/place/EMPIRE%20STATE%20PLAZA,ALBANY,NY)	Graph	2	\$74,734.50	\$70,304.00
PROMATRIX CORP, ALFRED E.SMITH BUILDING, ALBANY, NY (https://www.google.com/maps/place/ALFRED%20E.SMITH%20BUILDING,ALBANY,NY)	Graph	2	\$73,500.00	\$65,000.00
Totals	Graph	21	\$76,803.43	\$77,189.00

Latitude: 42.66034 Longitude: -73.745715

Employer Name/Employer Address	Graph	Count	Mean Wage	Median Wage	Lowest Wage	Highest Wage
EASTERN HEATING AND COOLING, INC., 880 BROADWAY, ALBANY, NY (https://www.google.com/maps/place/880%20BROADWAY,ALBANY,NY)	Graph	1	\$58,000.00	\$58,000.00	\$58,000.00	\$58,000.00
Totals	Graph	1	\$58,000.00	\$58,000.00	\$58,000.00	\$58,000.00

Employer Name/Worksite Address	Graph	Count	Mean Wage	Median Wage	Lowest Wage	Highest Wage
EASTERN HEATING AND COOLING, INC., 880 BROADWAY, ALBANY, NY (https://www.google.com/maps/place/880%20BROADWAY,ALBANY,NY)	Graph	1	\$58,000.00	\$58,000.00	\$58,000.00	\$58,000.00

Employer Name/Worksite Address	Graph	Count	Mean Wage	Median Wage	Lowest Wage	Highest Wage
Totals	Graph	1	\$58,000.00	\$58,000.00	\$58,000.00	\$58,000.00

Latitude: 42.661077 Longitude: -73.693316

Employer Name/Worksite Address	Graph	Count	Mean Wage	Median Wage	Lowest Wage	Highest Wage
TEKIZMA, INC., 5 VALLEY VIEW BLVD., RENSSELAER, NY (https://www.google.com/maps/place/5%20VALLEY%20VIEW%20BLVD.,RENSSELAER,NY)	Graph	1	\$120,000.00	\$120,000.00	\$120,000.00	\$120,000.00
VIRTUSA CORPORATION, 5 VALLEY VIEW BLVD, RENSSELAER, NY (https://www.google.com/maps/place/5%20VALLEY%20VIEW%20BLVD,RENSSELAER,NY)	Graph	1	\$111,663.00	\$111,663.00	\$111,663.00	\$111,663.00
Totals	Graph	2	\$115,831.50	\$111,663.00	\$111,663.00	\$120,000.00

Latitude: 42.664202 Longitude: -73.784814

Employer Name/Employer Address	Graph	Count	Mean Wage	Median Wage	Lowest Wage	Highest Wage
THE COLLEGE OF SAINT ROSE, 432 WESTERN AVENUE, ALBANY, NY (https://www.google.com/maps/place/432%20WESTERN%20AVENUE,ALBANY,NY)	Graph	2	\$72,000.00	\$63,000.00	\$63,000.00	\$81,000.00
Totals	Graph	2	\$72,000.00	\$63,000.00	\$63,000.00	\$81,000.00

Employer Name/Worksite Address	Graph	Count	Mean Wage	Median Wage	Lowest Wage	Highest Wage
THE COLLEGE OF SAINT ROSE, 432 WESTERN AVENUE, ALBANY, NY (https://www.google.com/maps/place/432%20WESTERN%20AVENUE,ALBANY,NY)	Graph	2	\$72,000.00	\$63,000.00	\$63,000.00	\$81,000.00
Totals	Graph	2	\$72,000.00	\$63,000.00	\$63,000.00	\$81,000.00

Latitude: 42.667012 Longitude: -74.949354

Employer Name/Worksite Address	Graph	Count	Mean Wage	Median Wage	Lowest Wage	Highest Wage
GRANDISON MANAGEMENT, INC., 128 PHOENIX MILLS CROSSROAD, COOPERSTOWN, NY (https://www.google.com/maps/place/128%20PHOENIX%20MILLS%20CROSSROAD,COOPERSTOWN,NY)	Graph	10	\$62,171.20	\$62,171.20	\$62,171.20	\$62,171.20
Totals	Graph	10	\$62,171.20	\$62,171.20	\$62,171.20	\$62,171.20

Latitude: 42.669968 Longitude: -73.628093

Employer Name/Worksite Address	Graph	Count	Mean Wage	Median Wage	Lowest Wage	Highest Wage
DASSAULT SYSTEMES BIOVIA CORP., 9 THOMAS DRIVE, WYNANTSKILL, NY (https://www.google.com/maps/place/9%20THOMAS%20DRIVE,WYNANTSKILL,NY)	Graph	1	\$126,500.00	\$126,500.00	\$126,500.00	\$126,500.00
Totals	Graph	1	\$126,500.00	\$126,500.00	\$126,500.00	\$126,500.00

Latitude: 42.670165 Longitude: -73.734762

Employer Name/Worksite Address	Graph	Count	Mean Wage	Median Wage	Lowest Wage	Highest Wage
FLUXION SYSTEMS INC, 1 ENTERPRISE DRIVE, ALBANY, NY (https://www.google.com/maps/place/1%20ENTERPRISE%20DRIVE,ALBANY,NY)	Graph	1	\$65,000.00	\$65,000.00	\$65,000.00	\$65,000.00
Totals	Graph	1	\$65,000.00	\$65,000.00	\$65,000.00	\$65,000.00

Latitude: 42.67268 Longitude: -74.130351

Employer Name/Worksite Address	Graph	Count	Mean Wage	Median Wage	Lowest Wage	Highest Wage
CBN TECH FORCE INC, 625 BROADWAY, ALBANY, NY (https://www.google.com/maps/place/625%20BROADWAY,ALBANY,NY)	Graph	2	\$66,000.00	\$66,000.00	\$66,000.00	\$66,000.00
Totals	Graph	2	\$66,000.00	\$66,000.00	\$66,000.00	\$66,000.00

Latitude: 42.674481 Longitude: -73.782652

Employer Name/Worksite Address	Graph	Count	Mean Wage	Median Wage	Lowest Wage	Highest Wage
GCOM SOFTWARE, INC., W.AVERELL HARRIMAN STATE OFFICE CAMPUS, ALBANY, NY (https://www.google.com/maps/place/W.AVERELL%20HARRIMAN%20STATE%20OFFICE%20CAMPUS,ALBANY,NY)	Graph	1	\$96,000.00	\$96,000.00	\$96,000.00	\$96,000.00
QUALITY MATRIX INC, NYS SFS, ALBANY, NY (https://www.google.com/maps/place/NYS%20SFS,ALBANY,NY)	Graph	1	\$66,300.00	\$66,300.00	\$66,300.00	\$66,300.00
MASTECH DIGITAL TECHNOLOGIES, INC., A MASTECH DIGITAL, INC. COMPANY, 11 CORPORATE WOODS, ALBANY, NY (https://www.google.com/maps/place/11%20CORPORATE%20WOODS,ALBANY,NY)	Graph	12	\$81,286.20	\$81,286.00	\$81,286.00	\$81,286.00
Totals	Graph	14	\$81,266.74	\$81,286.00	\$66,300.00	\$96,000.00

Latitude: 42.674741 Longitude: -73.78362

Employer Name/Worksite Address	Graph	Count	Mean Wage	Median Wage	Lowest Wage	Highest Wage
PSI INTERNATIONAL, INC., 1 WATERVLIEET AVE. EXT, ALBANY, NY (https://www.google.com/maps/place/1%20WATERVLIEET%20AVE.%20EXT,ALBANY,NY)	Graph	1	\$84,739.20	\$84,739.20	\$84,739.20	\$84,739.20
Totals	Graph	1	\$84,739.20	\$84,739.20	\$84,739.20	\$84,739.20

Latitude: 42.674785 Longitude: -73.80312

Employer Name/Worksite Address	Graph	Count	Mean Wage	Median Wage	Lowest Wage	Highest Wage
BONGOSYS, INC, 69 BREVATOR STREET, ALBANY, NY (https://www.google.com/maps/place/69%20BREVATOR%20STREET,ALBANY,NY)	Graph	2	\$57,557.50	\$54,774.00	\$54,774.00	\$60,341.00
Totals	Graph	2	\$57,557.50	\$54,774.00	\$54,774.00	\$60,341.00

Latitude: 42.675397 Longitude: -76.807504

Employer Name/Worksite Address	Graph	Count	Mean Wage	Median Wage	Lowest Wage	Highest Wage
GENESEE VALLEY GROUP HEALTH ASSOCIATION, WILSON HEALTH CENTER, ROCHESTER, NY (https://www.google.com/maps/place/WILSON%20HEALTH%20CENTER,ROCHESTER,NY)	Graph	1	\$170,000.00	\$170,000.00	\$170,000.00	\$170,000.00
Totals	Graph	1	\$170,000.00	\$170,000.00	\$170,000.00	\$170,000.00

Latitude: 42.676177 Longitude: -73.78547

Employer Name/Worksite Address	Graph	Count	Mean Wage	Median Wage	Lowest Wage	Highest Wage
NATSOFT CORPORATION, HARRIMAN STATE CAMPUS, ALBANY, NY (https://www.google.com/maps/place/HARRIMAN%20STATE%20CAMPUS,ALBANY,NY)	Graph	1	\$68,000.00	\$68,000.00	\$68,000.00	\$68,000.00
VARNAR INC, HARRIMAN STATE OFFICE CAMPUS, ALBANY, NY (https://www.google.com/maps/place/HARRIMAN%20STATE%20OFFICE%20CAMPUS,ALBANY,NY)	Graph	1	\$98,000.00	\$98,000.00	\$98,000.00	\$98,000.00
Totals	Graph	2	\$83,000.00	\$68,000.00	\$68,000.00	\$98,000.00

Latitude: 42.676555 Longitude: -73.690857

Employer Name/Employer Address	Graph	Count	Mean Wage	Median Wage	Lowest Wage	Highest Wage
BUILDPAY LLC, 105 JORDAN ROAD, TROY, NY (https://www.google.com/maps/place/105%20JORDAN%20ROAD,TROY,NY)	Graph	1	\$70,000.00	\$70,000.00	\$70,000.00	\$70,000.00
Totals	Graph	1	\$70,000.00	\$70,000.00	\$70,000.00	\$70,000.00

Employer Name/Worksite Address	Graph	Count	Mean Wage	Median Wage	Lowest Wage	Highest Wage
BUILDPAY LLC, 105 JORDAN ROAD, TROY, NY (https://www.google.com/maps/place/105%20JORDAN%20ROAD,TROY,NY)	Graph	1	\$70,000.00	\$70,000.00	\$70,000.00	\$70,000.00
Totals	Graph	1	\$70,000.00	\$70,000.00	\$70,000.00	\$70,000.00

Latitude: 42.677268 Longitude: -73.73695

Employer Name/Worksite Address	Graph	Count	Mean Wage	Median Wage	Lowest Wage	Highest Wage
DELASOFT, INC., 800 NORTH PEARL, MENANDS, NY (https://www.google.com/maps/place/800%20NORTH%20PEARL,MENANDS,NY)	Graph	1	\$79,165.00	\$79,165.00	\$79,165.00	\$79,165.00
Totals	Graph	1	\$79,165.00	\$79,165.00	\$79,165.00	\$79,165.00

Latitude: 42.677605 Longitude: -73.825525

Employer Name/Worksite Address	Graph	Count	Mean Wage	Median Wage	Lowest Wage	Highest Wage
UNIVERSITY AT ALBANY, 135 WESTERN AVENUE, ALBANY, NY (https://www.google.com/maps/place/135%20WESTERN%20AVENUE,ALBANY,NY)	Graph	3	\$68,333.33	\$75,000.00	\$49,000.00	\$81,000.00
Totals	Graph	3	\$68,333.33	\$75,000.00	\$49,000.00	\$81,000.00

Latitude: 42.677634 Longitude: -73.697445

Employer Name/Worksite Address	Graph	Count	Mean Wage	Median Wage	Lowest Wage	Highest Wage
VIRTUSA CORPORATION, 400 JORDAN RD, TROY, NY (https://www.google.com/maps/place/400%20JORDAN%20RD,TROY,NY)	Graph	1	\$72,010.00	\$72,010.00	\$72,010.00	\$72,010.00
VIRTUSA CORPORATION, 400 JORDAN RD., TROY, NY (https://www.google.com/maps/place/400%20JORDAN%20RD.,TROY,NY)	Graph	2	\$109,815.50	\$107,503.00	\$107,503.00	\$112,128.00
VIRTUSA CORPORATION, 400 JORDAN ROAD, TROY, NY (https://www.google.com/maps/place/400%20JORDAN%20ROAD,TROY,NY)	Graph	20	\$79,760.80	\$62,000.00	\$60,000.00	\$138,000.00
Totals	Graph	23	\$82,037.26	\$72,010.00	\$60,000.00	\$138,000.00

Latitude: 42.677797 Longitude: -73.78735

Employer Name/Worksite Address	Graph	Count	Mean Wage	Median Wage	Lowest Wage	Highest Wage
IBRAIN TECHNOLOGIES, INC., 1220 WASHINGTON AVENUE, ALBANY, NY (https://www.google.com/maps/place/1220%20WASHINGTON%20AVENUE,ALBANY,NY)	Graph	1	\$66,248.00	\$66,248.00	\$66,248.00	\$66,248.00
Totals	Graph	1	\$66,248.00	\$66,248.00	\$66,248.00	\$66,248.00

Latitude: 42.677833 Longitude: -78.091035

Employer Name/Worksite Address	Graph	Count	Mean Wage	Median Wage	Lowest Wage	Highest Wage
NEW YORK STATE CATHOLIC HEALTH PLAN, INC., 100 WILLOWBROOK OFFICE PARK, FAIRPORT, NY (https://www.google.com/maps/place/100%20WILLOWBROOK%20OFFICE%20PARK,FAIRPORT,NY)	Graph	1	\$73,990.00	\$73,990.00	\$73,990.00	\$73,990.00

Employer Name/Worksite Address	Graph	Count	Mean Wage	Median Wage	Lowest Wage	Highest Wage
Totals	Graph	1	\$73,990.00	\$73,990.00	\$73,990.00	\$73,990.00

Latitude: 42.678749 Longitude: -73.795545

Employer Name/Employer Address	Graph	Count	Mean Wage	Median Wage	Lowest Wage	Highest Wage
XTREAM IT PEOPLE INC., 50 COLVIN AVENUE, ALBANY, NY (https://www.google.com/maps/place/50%20COLVIN%20AVENUE,ALBANY,NY)	Graph	1	\$75,000.00	\$75,000.00	\$75,000.00	\$75,000.00
XTREAM IT PEOPLE INC., 50 COLVIN AVENUE, SUITE 206, ALBANY, NY (https://www.google.com/maps/place/50%20COLVIN%20AVENUE,%20SUITE%20206,ALBANY,NY)	Graph	2	\$80,000.00	\$65,000.00	\$65,000.00	\$95,000.00
Totals	Graph	3	\$78,333.33	\$75,000.00	\$65,000.00	\$95,000.00

Employer Name/Worksite Address	Graph	Count	Mean Wage	Median Wage	Lowest Wage	Highest Wage
XTREAM IT PEOPLE INC., 50 COLVIN AVENUE, SUITE 206, ALBANY, NY (https://www.google.com/maps/place/50%20COLVIN%20AVENUE,%20SUITE%20206,ALBANY,NY)	Graph	2	\$70,000.00	\$65,000.00	\$65,000.00	\$75,000.00
Totals	Graph	2	\$70,000.00	\$65,000.00	\$65,000.00	\$75,000.00

Latitude: 42.678833 Longitude: -73.777555

Employer Name/Employer Address	Graph	Count	Mean Wage	Median Wage	Lowest Wage	Highest Wage
SARK WIRE CORPORATION, 120 INDUSTRIAL PARK ROAD, ALBANY, NY (https://www.google.com/maps/place/120%20INDUSTRIAL%20PARK%20ROAD,ALBANY,NY)	Graph	1	\$60,000.00	\$60,000.00	\$60,000.00	\$60,000.00
Totals	Graph	1	\$60,000.00	\$60,000.00	\$60,000.00	\$60,000.00

Employer Name/Worksite Address	Graph	Count	Mean Wage	Median Wage	Lowest Wage	Highest Wage
SARK WIRE CORPORATION, 120 INDUSTRIAL PARK ROAD, ALBANY, NY (https://www.google.com/maps/place/120%20INDUSTRIAL%20PARK%20ROAD,ALBANY,NY)	Graph	1	\$60,000.00	\$60,000.00	\$60,000.00	\$60,000.00
Totals	Graph	1	\$60,000.00	\$60,000.00	\$60,000.00	\$60,000.00

Latitude: 42.678998 Longitude: -73.736071

Employer Name/Worksite Address	Graph	Count	Mean Wage	Median Wage	Lowest Wage	Highest Wage
CONSULTING PROFESSIONALS, LLC, 800 N PEARL STREET, MENANDAS, NY (https://www.google.com/maps/place/800%20N%20PEARL%20STREET,MENANDAS,NY)	Graph	1	\$65,541.00	\$65,541.00	\$65,541.00	\$65,541.00
CRITICAL RESOURCE TECHNOLOGY, INC., 800 N. PEARL STREET, ALBANY, NY (https://www.google.com/maps/place/800%20N.%20PEARL%20STREET,ALBANY,NY)	Graph	1	\$97,052.80	\$97,052.80	\$97,052.80	\$97,052.80
LUMINTURE TECHNOLOGIES INC, 800 N. PEARL ST., ALBANY, NY (https://www.google.com/maps/place/800%20N.%20PEARL%20ST.,ALBANY,NY)	Graph	1	\$67,642.00	\$67,642.00	\$67,642.00	\$67,642.00
RYALI ASSOCIATES INC, 800 NORTH PEARL ST., 2ND FLOOR, MENANDS, NY (https://www.google.com/maps/place/800%20NORTH%20PEARL%20ST.,%202ND%20FLOOR,MENANDS,NY)	Graph	1	\$108,000.00	\$108,000.00	\$108,000.00	\$108,000.00
VIZVA TECH SOLUTIONS, LLC, 800 N. PEARL ST., MENANDS, NY (https://www.google.com/maps/place/800%20N.%20PEARL%20ST.,MENANDS,NY)	Graph	1	\$66,248.00	\$66,248.00	\$66,248.00	\$66,248.00
ERPMARK, INC., 800 N PEARL STREET, MENANDS, NY (https://www.google.com/maps/place/800%20N%20PEARL%20STREET,MENANDS,NY)	Graph	2	\$60,172.50	\$60,000.00	\$60,000.00	\$60,345.00
HEALTH RESEARCH, INC., 800 NORTH PEARL STREET, ALBANY, NY (https://www.google.com/maps/place/800%20NORTH%20PEARL%20STREET,ALBANY,NY)	Graph	2	\$66,170.44	\$61,000.00	\$61,000.00	\$71,340.00
XORiant CORPORATION, 800 NORTH PEARL ST, MENANDS, NY (https://www.google.com/maps/place/800%20NORTH%20PEARL%20ST,MENANDS,NY)	Graph	3	\$70,075.33	\$70,000.00	\$68,226.00	\$72,000.00
ORDUSION TECHNOLOGIES, INC., 800 N. PEARL STREET, MENANDS, NY (https://www.google.com/maps/place/800%20N.%20PEARL%20STREET,MENANDS,NY)	Graph	4	\$66,250.00	\$65,000.00	\$61,000.00	\$72,000.00

Employer Name/Worksite Address	Graph	Count	Mean Wage	Median Wage	Lowest Wage	Highest Wage
GDN INFOTECH, INC., 800 NORTH PEARL STREET, MENANDS, NY (https://www.google.com/maps/place/800%20NORTH%20PEARL%20STREET,MENANDS,NY)	Graph	7	\$73,787.00	\$80,000.00	\$61,000.00	\$85,69
AMERICAN BUSINESS SOLUTIONS, INC., 800 N PEARL ST, MENANDS, NY (https://www.google.com/maps/place/800%20N%20PEARL%20ST,MENANDS,NY)	Graph	8	\$77,955.25	\$75,000.00	\$65,000.00	\$95,00
Totals	Graph	31	\$73,307.96	\$68,266.00	\$60,000.00	\$108,00

Latitude: 42.679734 Longitude: -73.735472

Employer Name/Worksite Address	Graph	Count	Mean Wage	Median Wage	Lowest Wage	Highest Wage
TECH SYSTEMS SWS, INC., 800, NORTH PEARL STREET, MENANDS, NY (https://www.google.com/maps/place/800,%20NORTH%20PEARL%20STREET,MENANDS,NY)	Graph	1	\$87,506.00	\$87,506.00	\$87,506.00	\$87,506.00
Totals	Graph	1	\$87,506.00	\$87,506.00	\$87,506.00	\$87,506.00

Latitude: 42.68019 Longitude: -73.835103

Employer Name/Worksite Address	Graph	Count	Mean Wage	Median Wage	Lowest Wage	Highest Wage
INFOGEN, INC., 1450 WESTERN AVE, ALBANY, NY (https://www.google.com/maps/place/1450%20WESTERN%20AVE,ALBANY,NY)	Graph	2	\$71,355.50	\$66,500.00	\$66,500.00	\$76,211.00
Totals	Graph	2	\$71,355.50	\$66,500.00	\$66,500.00	\$76,211.00

Latitude: 42.680226 Longitude: -73.850666

Employer Name/Worksite Address	Graph	Count	Mean Wage	Median Wage	Lowest Wage	Highest Wage
I 5 TECH, INC, 26 WOOD LAKE ROAD, ALBANY, NY (https://www.google.com/maps/place/26%20WOOD%20LAKE%20ROAD,ALBANY,NY)	Graph	1	\$73,700.00	\$73,700.00	\$73,700.00	\$73,700.00
Totals	Graph	1	\$73,700.00	\$73,700.00	\$73,700.00	\$73,700.00

Latitude: 42.680237 Longitude: -73.762594

Employer Name/Worksite Address	Graph	Count	Mean Wage	Median Wage	Lowest Wage	Highest Wage
MARLABS, INC., 22 CORPORATE WOODS BLVD, ALBANY, NY (https://www.google.com/maps/place/22%20CORPORATE%20WOODS%20BLVD,ALBANY,NY)	Graph	1	\$68,300.00	\$68,300.00	\$68,300.00	\$68,300.00
Totals	Graph	1	\$68,300.00	\$68,300.00	\$68,300.00	\$68,300.00

Latitude: 42.680422 Longitude: -73.762277

Employer Name/Worksite Address	Graph	Count	Mean Wage	Median Wage	Lowest Wage	Highest Wage
PRESIDIO NETWORKED SOLUTIONS, LLC, 20 CORPORATE WOODS BLVD, ALBANY, NY (https://www.google.com/maps/place/20%20CORPORATE%20WOODS%20BLVD,ALBANY,NY)	Graph	1	\$119,999.00	\$119,999.00	\$119,999.00	\$119,999.00
SAIBBER LLC., 20 CORPORATE WOODS BLVD., ALBANY, NY (https://www.google.com/maps/place/20%20CORPORATE%20WOODS%20BLVD.,ALBANY,NY)	Graph	1	\$66,248.00	\$66,248.00	\$66,248.00	\$66,248.00
Totals	Graph	2	\$93,123.50	\$66,248.00	\$66,248.00	\$119,999.00

Latitude: 42.680636 Longitude: -73.804802

Employer Name/Worksite Address	Graph	Count	Mean Wage	Median Wage	Lowest Wage	Highest Wage
--------------------------------	-------	-------	-----------	-------------	-------------	--------------

Employer Name/Worksite Address	Graph	Count	Mean Wage	Me
EGROVE SYSTEM CORPORATION, 5 HARRIMAN CAMPUS RD, ALBANY, NY (https://www.google.com/maps/place/5%20HARRIMAN%20CAMPUS%20RD,ALBANY,NY)	Graph	1	\$70,304.00	\$70,3
ERP ANALYSTS, INC, 1220 WASHINGTON AVE., ALBANY, NY (https://www.google.com/maps/place/1220%20WASHINGTON%20AVE.,ALBANY,NY)	Graph	1	\$67,246.00	\$67,2
FIRST TEK DOS LLC, W. AVERELL HARRIMAN STATE OFFICE BUILDING, ALBANY,, NY (https://www.google.com/maps/place/W.%20AVERELL%20HARRIMAN%20STATE%20OFFICE%20BUILDING,ALBANY,,NY)	Graph	1	\$60,000.00	\$60,0
KOLLASOFT INC., HARRIMAN STATE OFFICE CAMPUS, ALBANY, NY (https://www.google.com/maps/place/HARRIMAN%20STATE%20OFFICE%20CAMPUS,ALBANY,NY)	Graph	1	\$70,000.00	\$70,0
MILLENNIUM SOFTWARE CONSULTING LLC, 1220 WASHINGTON AVE, ALBANY, NY (https://www.google.com/maps/place/1220%20WASHINGTON%20AVE,ALBANY,NY)	Graph	1	\$83,000.00	\$83,0
MVP CONSULTING PLUS, INC., NYSP, BUILDING 22, STATE OFFICE CAMPUS, ALBANY, NY (https://www.google.com/maps/place/NYSP,%20BUILDING%2022,%20STATE%20OFFICE%20CAMPUS,ALBANY,NY)	Graph	1	\$125,000.00	\$125,0
NTT DATA, INC., WILLIAM A. HARRIMAN STATE CAMPUS, ALBANY, NY (https://www.google.com/maps/place/WILLIAM%20A.%20HARRIMAN%20STATE%20CAMPUS,ALBANY,NY)	Graph	1	\$82,493.00	\$82,4
PAMTEN, INC., UNISYS/ STATE OF NY, ALBANY, NY (https://www.google.com/maps/place/UNISYS/%20STATE%20OF%20NY,ALBANY,NY)	Graph	1	\$77,000.00	\$77,0
PIONEER GLOBAL INC, W. AVERELL HARRIMAN STATE OFFICE CAMPUS 1220 WASHI, ALBANY, NY (https://www.google.com/maps/place/W.%20AVERELL%20HARRIMAN%20STATE%20OFFICE%20CAMPUS%201220%20WASHI,ALBANY,NY)	Graph	1	\$61,000.00	\$61,0
RANDSTAD TECHNOLOGIES, LLC, WESTERN AVENUE, HARRIMAN CAMPUS, ALBANY, NY (https://www.google.com/maps/place/WESTERN%20AVENUE,%20HARRIMAN%20CAMPUS,ALBANY,NY)	Graph	1	\$116,792.00	\$116,7
SPERIDIAN TECHNOLOGIES, LLC, 5 HARRIMAN CAMPUS ROAD, ALBANY, NY (https://www.google.com/maps/place/5%20HARRIMAN%20CAMPUS%20ROAD,ALBANY,NY)	Graph	1	\$55,000.00	\$55,0
SQL DATA SOLUTIONS INC, HARRIMAN CAMPUS ROAD, ALBANY, NY (https://www.google.com/maps/place/HARRIMAN%20CAMPUS%20ROAD,ALBANY,NY)	Graph	1	\$85,000.00	\$85,0
VST CONSULTING INC, STATE OF NY SFS, ALBANY, NY (https://www.google.com/maps/place/STATE%20OF%20NY%20SFS,ALBANY,NY)	Graph	1	\$85,000.00	\$85,0
NTT DATA, INC., BUILDING 5, FLOOR 3, 1220 WASHINGTON AVENUE, ALBANY, NY (https://www.google.com/maps/place/BUILDING%205,%20FLOOR%203,%201220%20WASHINGTON%20AVENUE,ALBANY,NY)	Graph	2	\$83,127.00	\$82,1
SYSTEM SOFT TECHNOLOGIES LLC, OFFICE OF INFORMATION TECHNOLOGY SERVICES, ALBANY, NY (https://www.google.com/maps/place/OFFICE%20OF%20INFORMATION%20TECHNOLOGY%20SERVICES,ALBANY,NY)	Graph	2	\$95,000.00	\$95,0
ORACLE AMERICA, INC., 1220 WASHINGTON AVENUE, ALBANY, NY (https://www.google.com/maps/place/1220%20WASHINGTON%20AVENUE,ALBANY,NY)	Graph	22	\$79,474.86	\$87,5
Totals	Graph	39	\$80,577.85	\$84,1

Latitude: 42.680797 Longitude: -73.761864

Employer Name/Worksite Address	Graph	Count	Mean Wage	Median Wage	Lowest Wage	Highest Wage
HENNINGSON, DURHAM & RICHARDSON, PC, 16 CORPORATE WOODS BLVD, ALBANY, NY (https://www.google.com/maps/place/16%20CORPORATE%20WOODS%20BLVD,ALBANY,NY)	Graph	5	\$82,848.48	\$68,266.00	\$67,870.00	\$112,486.40
DIONA (US), INC, 16 CORPORATE WOODS BOULEVARD, ALBANY, NY (https://www.google.com/maps/place/16%20CORPORATE%20WOODS%20BOULEVARD,ALBANY,NY)	Graph	120	\$105,250.00	\$97,000.00	\$97,000.00	\$130,000.00
DIONA (US), INC., 16 CORPORATE WOODS BLVD., ALBANY, NY (https://www.google.com/maps/place/16%20CORPORATE%20WOODS%20BLVD.,ALBANY,NY)	Graph	120	\$98,833.33	\$97,000.00	\$79,500.00	\$120,000.00
Totals	Graph	245	\$101,649.97	\$97,000.00	\$67,870.00	\$130,000.00

Latitude: 42.680883 Longitude: -73.805222

Employer Name/Worksite Address	Graph	Count	Mean Wage	Median Wage	Lowest Wage	Highest Wage
COMTEK GLOBAL, INC., 50 WOLF RD, ALBANY, NY (https://www.google.com/maps/place/50%20WOLF%20RD,ALBANY,NY)	Graph	3	\$63,600.00	\$62,400.00	\$62,400.00	\$66,000.00
I-LINK SOLUTIONS INC., 50 WOLF ROAD, ALBANY, NY (https://www.google.com/maps/place/50%20WOLF%20ROAD,ALBANY,NY)	Graph	5	\$81,908.20	\$70,000.00	\$65,541.00	\$130,000.00
Totals	Graph	8	\$75,042.63	\$66,000.00	\$62,400.00	\$130,000.00

Latitude: 42.681011 Longitude: -73.80443

Employer Name/Worksite Address	Graph	Count	Mean Wage	Median Wage	Lowest Wage	Highest Wage
ARISTON TEK INC, 1220 WASHINGTON AVE, ALBANY, NY (https://www.google.com/maps/place/1220%20WASHINGTON%20AVE,ALBANY,NY)	Graph	1	\$65,000.00	\$65,000.00	\$65,000.00	\$65,000.00
INNOVATIVE CONSULTING SOLUTIONS, LLC, 1220 WASHINGTON AVE., ALBANY, NY (https://www.google.com/maps/place/1220%20WASHINGTON%20AVE.,ALBANY,NY)	Graph	1	\$67,018.00	\$67,018.00	\$67,018.00	\$67,018.00
PRONIX INC, 1220 WASHINGTON AVENUE, ALBANY, NY (https://www.google.com/maps/place/1220%20WASHINGTON%20AVENUE,ALBANY,NY)	Graph	5	\$90,250.00	\$75,000.00	\$66,250.00	\$125,000.00
Totals	Graph	7	\$83,324.00	\$75,000.00	\$65,000.00	\$125,000.00




Latitude: 42.681071 Longitude: -73.848163

Employer Name/Employer Address	Graph	Count	Mean Wage	Median Wage	Lowest Wage
UHY ADVISORS NY, INC., 4 TOWER PLACE, EXECUTIVE PARK, 7TH FLOOR, ALBANY, NY (https://www.google.com/maps/place/4%20TOWER%20PLACE,%20EXECUTIVE%20PARK,%207TH%20FLOOR,ALBANY,NY)	Graph	1	\$76,500.00	\$76,500.00	\$76,500.00
Totals	Graph	1	\$76,500.00	\$76,500.00	\$76,500.00








Employer Name/Worksite Address	Graph	Count	Mean Wage	Median Wage
ADBAKX LLC, W. AVERELL HARRIMAN STATE OFFICE, ALBANY, NY (https://www.google.com/maps/place/W.%20AVERELL%20HARRIMAN%20STATE%20OFFICE,ALBANY,NY)	Graph	1	\$65,000.00	\$65,000.00
AVANSYS, INC., 1220 WASHINGTON AVENUE, HARRIMAN CAMPUS, ALBANY, NY (https://www.google.com/maps/place/1220%20WASHINGTON%20AVENUE,%20HARRIMAN%20CAMPUS,ALBANY,NY)	Graph	1	\$65,000.00	\$65,000.00
EXPANDTREE INC, OFFICE OF IT , SWAN STREET BUILDING, ALBANY, NY (https://www.google.com/maps/place/OFFICE%20OF%20IT,%20SWAN%20STREET%20BUILDING,ALBANY,NY)	Graph	1	\$66,000.00	\$66,000.00
GLOBALFOUNDRIES U.S. INC, GLOBALFOUNDRIES U.S. INC., ALBANY, NY (https://www.google.com/maps/place/GLOBALFOUNDRIES%20U.S.%20INC.,ALBANY,NY)	Graph	1	\$92,789.00	\$92,789.00
KOLLASOFT INC., 201 FULLER ROAD, ALBANY, NY (https://www.google.com/maps/place/201%20FULLER%20ROAD,ALBANY,NY)	Graph	1	\$90,000.00	\$90,000.00
PARSETEK INC, NYS OFFICE OF INFORMATION TECHNOLOGY SERVICES,, ALBANY, NY (https://www.google.com/maps/place/NYS%20OFFICE%20OF%20INFORMATION%20TECHNOLOGY%20SERVICES,,ALBANY,NY)	Graph	1	\$75,000.00	\$75,000.00
PRONIX INC, NYS ALFRED E. SMITH BUILDING, ALBANY, NY (https://www.google.com/maps/place/NYS%20ALFRED%20E.%20SMITH%20BUILDING,ALBANY,NY)	Graph	1	\$80,000.00	\$80,000.00
SKORUZ TECHNOLOGIES, INC, COMPUTER TECHNOLOGY SERVICES, ALBANY, NY (https://www.google.com/maps/place/COMPUTER%20TECHNOLOGY%20SERVICES,ALBANY,NY)	Graph	1	\$70,000.00	\$70,000.00
SKORUZ TECHNOLOGIES, INC, NYS OASAS (OFF. OF ALCOHOL & SUBSTANCE ABUSE S, ALBANY, NY (https://www.google.com/maps/place/NYS%20OASAS%20(OFF.%20OF%20ALCOHOL%20%26%20SUBSTANCE%20ABUSE%20S,ALBANY,NY)	Graph	1	\$70,000.00	\$70,000.00
TEKNAUX, LLC, UNISYS CORPORATION, ALBANY, NY (https://www.google.com/maps/place/UNISYS%20CORPORATION,ALBANY,NY)	Graph	1	\$60,000.00	\$60,000.00
TOKYO ELECTRON TECHNOLOGY CENTER, AMERICA, LLC, NANOFAB 300 SOUTH, 255 FULLER ROAD, ALBANY, NY (https://www.google.com/maps/place/NANOFAB%20300%20SOUTH,%20255%20FULLER%20ROAD,ALBANY,NY)	Graph	1	\$87,000.00	\$87,000.00
VEDICSOFT SOLUTIONS LLC, 5280 SOLUTIONS LLC, ALBANY, NY (https://www.google.com/maps/place/5280%20SOLUTIONS%20LLC,ALBANY,NY)	Graph	1	\$70,221.00	\$70,221.00
CSXTECH INC., HARRIMAN CAMPUS RD, ALBANY, NY (https://www.google.com/maps/place/HARRIMAN%20CAMPUS%20RD,ALBANY,NY)	Graph	2	\$69,133.00	\$68,221.00
PRONIX INC, 80 SOUTH SWAN STREET, ALBANY, NY (https://www.google.com/maps/place/80%20SOUTH%20SWAN%20STREET,ALBANY,NY)	Graph	2	\$96,000.00	\$80,000.00
THE RESEARCH FOUNDATION FOR SUNY POLYTECHNIC INSTITUTE - CNSE, 257 FULLER ROAD, NANOFAB EAST, ALBANY, NY (https://www.google.com/maps/place/257%20FULLER%20ROAD,%20NANOFAB%20EAST,ALBANY,NY)	Graph	2	\$49,150.00	\$45,000.00
Totals	Graph	18	\$73,309.78	\$70,000.00

Latitude: 42.681155 Longitude: -73.761263

Employer Name/Worksite Address	Graph	Count	Mean Wage	Median Wage	Lowest Wage	Highest Wage
GENERAL ELECTRIC COMPANY, 12 CORPORATE WOODS BLVD., ALBANY, NY (https://www.google.com/maps/place/12%20CORPORATE%20WOODS%20BLVD.,ALBANY,NY)	Graph	2	\$96,250.00	\$62,500.00	\$62,500.00	\$130,000.00

Employer Name/Worksite Address	Graph	Count	Mean Wage	Median Wage	Lowest Wage	Highest Wage
TATA CONSULTANCY SERVICES LIMITED, 12 CORPORATE WOODS BLVD, ALBANY, NY (https://www.google.com/maps/place/12%20CORPORATE%20WOODS%20BLVD,ALBANY,NY)		4	\$74,503.25	\$67,870.00	\$63,877.00	\$98,000.00
CGI TECHNOLOGIES AND SOLUTIONS INC., 12 CORPORATE WOODS BOULEVARD, ALBANY, NY (https://www.google.com/maps/place/12%20CORPORATE%20WOODS%20BOULEVARD,ALBANY,NY)		11	\$71,150.91	\$68,266.00	\$68,266.00	\$100,000.00
Totals		17	\$74,892.53	\$68,266.00	\$62,500.00	\$130,000.00


Latitude: 42.681772 Longitude: -73.758999

Employer Name/Worksite Address	Graph	Count	Mean Wage	Median Wage	Lowest Wage	Highest Wage
COMPEST SOLUTIONS, INC, 11 CORPORATE WOODS BLVD., ALBANY, NY (https://www.google.com/maps/place/11%20CORPORATE%20WOODS%20BLVD.,ALBANY,NY)		1	\$91,000.00	\$91,000.00	\$91,000.00	\$91,000.00
MAXIMUS, INC., MAXIMUS, INC., ALBANY, NY (https://www.google.com/maps/place/MAXIMUS,%20INC.,ALBANY,NY)		3	\$114,233.33	\$117,700.00	\$100,000.00	\$125,000.00
SCEPTER TECHNOLOGIES INC, 11 CORPORATE WOODS, ALBANY, NY (https://www.google.com/maps/place/11%20CORPORATE%20WOODS,ALBANY,NY)		4	\$76,680.00	\$72,000.00	\$60,000.00	\$87,360.00
EATEAM INC., 11 CORPORATE WOODS BLVD., ALBANY, NY (https://www.google.com/maps/place/11%20CORPORATE%20WOODS%20BLVD.,ALBANY,NY)		13	\$70,371.31	\$70,000.00	\$60,000.00	\$118,000.00
IBM INDIA PRIVATE LIMITED, 11 CORPORATE WOODS BOULEVARD, ALBANY, NY (https://www.google.com/maps/place/11%20CORPORATE%20WOODS%20BOULEVARD,ALBANY,NY)		38	\$71,117.74	\$68,266.00	\$65,000.00	\$97,000.00
ZENITH SERVICES INC, 11 CORPORATE WOODS BLVD, ALBANY, NY (https://www.google.com/maps/place/11%20CORPORATE%20WOODS%20BLVD,ALBANY,NY)		58	\$70,404.58	\$70,000.00	\$49,774.00	\$110,000.00
Totals		117	\$72,146.89	\$70,000.00	\$49,774.00	\$125,000.00




Latitude: 42.681893 Longitude: -73.866584

Employer Name/Worksite Address	Graph	Count	Mean Wage	Median Wage	Lowest Wage	Highest Wage
ERP ANALYSTS, INC., 5 HARRIMAN CAMPUS, ALBANY, NY (https://www.google.com/maps/place/5%20HARRIMAN%20CAMPUS,ALBANY,NY)		1	\$70,000.00	\$70,000.00	\$70,000.00	\$70,000.00
Totals		1	\$70,000.00	\$70,000.00	\$70,000.00	\$70,000.00

Latitude: 42.682172 Longitude: -73.735258

Employer Name/Worksite Address	Graph	Count	Mean Wage	Median Wage	Lowest Wage	Highest Wage
VIRTUSA CORPORATION, 35 PARK LN. E, ALBANY, NY (https://www.google.com/maps/place/35%20PARK%20LN.%20E,ALBANY,NY)		1	\$90,000.00	\$90,000.00	\$90,000.00	\$90,000.00
Totals		1	\$90,000.00	\$90,000.00	\$90,000.00	\$90,000.00

Latitude: 42.682621 Longitude: -73.70025

Employer Name/Worksite Address	Graph	Count	Mean Wage	Median Wage	Lowest Wage	Highest Wage
VALIDATION TRANSCRIPTION SERVICES INC, ONE GLOBAL VIEW, TROY, NY (https://www.google.com/maps/place/ONE%20GLOBAL%20VIEW,TROY,NY)		2	\$75,000.00	\$70,000.00	\$70,000.00	\$80,000.00
EMR IT SOLUTIONS, LLC, 1 GLOBAL VIEW, TROY, NY (https://www.google.com/maps/place/1%20GLOBAL%20VIEW,TROY,NY)		5	\$73,722.88	\$69,160.00	\$66,248.00	\$86,400.00
Totals		7	\$74,087.77	\$70,000.00	\$66,248.00	\$86,400.00

Latitude: 42.682877 Longitude: -73.778047

Employer Name/Worksite Address	Graph	Count	Mean Wage	Median Wage	Lowest Wage	Highest Wage
--------------------------------	-------	-------	-----------	-------------	-------------	--------------

Employer Name/Worksite Address	Graph	Count	Mean Wage	Median Wage	Lowest Wage	Highest Wage
GENERAL ELECTRIC COMPANY, 11 ANDERSON DRIVE, ALBANY, NY (https://www.google.com/maps/place/11%20ANDERSON%20DRIVE,ALBANY,NY)	Graph	2	\$87,250.00	\$74,500.00	\$74,500.00	\$100,000.00
Totals	Graph	2	\$87,250.00	\$74,500.00	\$74,500.00	\$100,000.00

Latitude: 42.683357 Longitude: -73.804474

Employer Name/Employer Address	Graph	Count	Mean Wage	Median Wage	Lowest Wage	Highest Wage
CAPITAL DISTRICT PHYSICIANS' HEALTH PLAN, INC., 500 PATROON CREEK BOULEVARD, ALBANY, NY (https://www.google.com/maps/place/500%20PATROON%20CREEK%20BOULEVARD,ALBANY,NY)	Graph	3	\$93,852.74	\$109,803.20	\$60,000.00	\$111,755.02
Totals	Graph	3	\$93,852.74	\$109,803.20	\$60,000.00	\$111,755.02

Employer Name/Worksite Address	Graph	Count	Mean Wage	Median Wage	Lowest Wage	Highest Wage
ALBANY INTERNATIONAL CORPORATION, 455 PATROON CREEK BOULEVARD, ALBANY, NY (https://www.google.com/maps/place/455%20PATROON%20CREEK%20BOULEVARD,ALBANY,NY)	Graph	1	\$68,000.00	\$68,000.00	\$68,000.00	\$68,000.00
CAPITAL DISTRICT PHYSICIANS' HEALTH PLAN, INC., 500 PATROON CREEK BOULEVARD, ALBANY, NY (https://www.google.com/maps/place/500%20PATROON%20CREEK%20BOULEVARD,ALBANY,NY)	Graph	3	\$93,852.74	\$109,803.20	\$60,000.00	\$111,755.02
SYNTEL INC, 500 PATROON CREEK BLVD, ALBANY, NY (https://www.google.com/maps/place/500%20PATROON%20CREEK%20BLVD,ALBANY,NY)	Graph	23	\$74,235.04	\$66,250.00	\$61,000.00	\$103,000.00
SYNTEL CONSULTING INC., 500 PATROON CREEK, ALBANY, NY (https://www.google.com/maps/place/500%20PATROON%20CREEK,ALBANY,NY)	Graph	48	\$70,138.77	\$66,248.00	\$61,000.00	\$139,000.00
Totals	Graph	75	\$72,315.00	\$66,248.00	\$60,000.00	\$139,000.00

Latitude: 42.683654 Longitude: -73.731024

Employer Name/Employer Address	Graph	Count	Mean Wage	Median Wage	Lowest Wage	Highest Wage
RESEARCH FOUNDATION FOR MENTAL HYGIENE, INC., 150 BROADWAY, SUITE 301, MENANDS, NY (https://www.google.com/maps/place/150%20BROADWAY,%20SUITE%20301,MENANDS,NY)	Graph	10	\$56,314.65	\$52,298.00	\$44,449.60	\$72,126.00
HEALTH RESEARCH, INC., 150 BROADWAY, SUITE 560, MENANDS, NY (https://www.google.com/maps/place/150%20BROADWAY,%20SUITE%20560,MENANDS,NY)	Graph	13	\$57,367.40	\$53,875.12	\$43,264.00	\$71,493.00
Totals	Graph	23	\$56,909.68	\$53,875.12	\$43,264.00	\$72,126.00

Employer Name/Worksite Address	Graph	Count	Mean Wage	Median Wage	Lowest Wage	Highest Wage
CINERGY TECHNOLOGY INC., 150 BROADWAY, WEST ALBANY, NY (https://www.google.com/maps/place/150%20BROADWAY,WEST%20ALBANY,NY)	Graph	1	\$62,000.00	\$62,000.00	\$62,000.00	\$62,000.00
CSRA STATE AND LOCAL SOLUTIONS LLC, 150 BROADWAY, WEST MENANDS, NY (https://www.google.com/maps/place/150%20BROADWAY,WEST%20MENANDS,NY)	Graph	1	\$125,000.00	\$125,000.00	\$125,000.00	\$125,000.00
GLOBAL SYSTEMS LLC, 150 BROADWAY, ALBANY, NY (https://www.google.com/maps/place/150%20BROADWAY,ALBANY,NY)	Graph	2	\$89,600.00	\$84,000.00	\$84,000.00	\$95,200.00
MASTECH DIGITAL TECHNOLOGIES, INC., A MASTECH DIGITAL, INC. COMPANY, 150 BROADWAY,, MENANDS, NY (https://www.google.com/maps/place/150%20BROADWAY,,MENANDS,NY)	Graph	6	\$81,286.00	\$81,286.00	\$81,286.00	\$81,286.00
CSRA STATE AND LOCAL SOLUTIONS LLC, 150 BROADWAY, MENANDS, NY (https://www.google.com/maps/place/150%20BROADWAY,MENANDS,NY)	Graph	22	\$82,892.45	\$81,286.40	\$53,875.00	\$115,000.00
Totals	Graph	32	\$83,673.43	\$81,286.00	\$53,875.00	\$125,000.00

Latitude: 42.684527 Longitude: -73.769711

Employer Name/Worksite Address	Graph	Count	Mean Wage	Median Wage	Lowest Wage	Highest Wage
ORACLE AMERICA, INC, 7 SOUTHWOODS BOULEVARD, ALBANY, NY (https://www.google.com/maps/place/7%20SOUTHWOODS%20BOULEVARD,ALBANY,NY)	Graph	10	\$87,506.00	\$87,506.00	\$87,506.00	\$87,506.00
Totals	Graph	10	\$87,506.00	\$87,506.00	\$87,506.00	\$87,506.00

Latitude: 42.685366 Longitude: -73.825362

Employer Name/Worksite Address	Graph	Count	Mean Wage	Median Wage	Lowest Wage	Highest Wage
THE RESEARCH FOUNDATION FOR SUNY, 1400 WASHINGTON AVENUE, ALBANY, NY (https://www.google.com/maps/place/1400%20WASHINGTON%20AVENUE,ALBANY,NY)	Graph	1	\$48,000.00	\$48,000.00	\$48,000.00	\$48,000.00
BELL INFO SOLUTIONS, LLC, 1400 WASHINGTON AVENUE, MSC 100, ALBANY, NY (https://www.google.com/maps/place/1400%20WASHINGTON%20AVENUE,%20MSC%20100,ALBANY,NY)	Graph	2	\$70,000.00	\$70,000.00	\$70,000.00	\$70,000.00
Totals	Graph	3	\$62,666.67	\$70,000.00	\$48,000.00	\$70,000.00

Latitude: 42.687261 Longitude: -73.815751

Employer Name/Worksite Address	Graph	Count	Mean Wage	Median Wage	Lowest Wage	Highest Wage
HORIZONPLUS TECHNOLOGIES INC, 500 PATRON CREEK BLVD, ALBANY, NY (https://www.google.com/maps/place/500%20PATRON%20CREEK%20BLVD,ALBANY,NY)	Graph	1	\$60,500.00	\$60,500.00	\$60,500.00	\$60,500.00
SYNTEL CONSULTING INC., 500 PATROON CREAK BLVD, ALBANY, NY (https://www.google.com/maps/place/500%20PATROON%20CREAK%20BLVD,ALBANY,NY)	Graph	2	\$70,624.00	\$66,248.00	\$66,248.00	\$75,000.00
SYNTEL INC, 500 PATROON CREAK, ALBANY, NY (https://www.google.com/maps/place/500%20PATROON%20CREAK,ALBANY,NY)	Graph	7	\$84,047.57	\$91,880.00	\$61,000.00	\$113,000.00
Totals	Graph	10	\$79,008.10	\$66,248.00	\$60,500.00	\$113,000.00

Latitude: 42.688042 Longitude: -73.728503

Employer Name/Worksite Address	Graph	Count	Mean Wage
EVEREST CONSULTING GROUP, INC., NY STATE DEPT. OF HEALTH (NYS DOH); (DON), MENANDS, NY (https://www.google.com/maps/place/NY%20STATE%20DEPT.%20OF%20HEALTH%20(NYS%20DOH);%20(DON),MENANDS,NY)	Graph	1	\$70,000.00 \$
EVEREST CONSULTING GROUP, INC., PUBLIC HEALTH DIVISION OF NUTRITION (DOV), MENANDS, NY (https://www.google.com/maps/place/PUBLIC%20HEALTH%20DIVISION%20OF%20NUTRITION%20(DOV),MENANDS,NY)	Graph	1	\$62,000.00 \$
HEALTH RESEARCH, INC., ESP, CORNING TOWER, ALBANY, NY (https://www.google.com/maps/place/ESP,%20CORNING%20TOWER,ALBANY,NY)	Graph	1	\$43,264.00 \$
ICONSOFT INC., 150 BROADWAY, ALBANY, NY (https://www.google.com/maps/place/150%20BROADWAY,ALBANY,NY)	Graph	1	\$90,000.00 \$
PERSISTENT SYSTEMS, INC., 431 BROADWAY, ALBANY, NY (https://www.google.com/maps/place/431%20BROADWAY,ALBANY,NY)	Graph	1	\$70,304.00 \$
RADUS TEK SERVICES, INC, CONDUENT INC, MENANDS, NY (https://www.google.com/maps/place/CONDUENT%20INC,MENANDS,NY)	Graph	1	\$66,248.00 \$
STERLING 5, INC., CSRA, MENANDS, NY (https://www.google.com/maps/place/CSRA,MENANDS,NY)	Graph	1	\$74,400.00 \$
TEK LEADERS INC, STATE OF NEW YORK, ALBANY, NY (https://www.google.com/maps/place/STATE%20OF%20NEW%20YORK,ALBANY,NY)	Graph	1	\$60,000.00 \$
VSYS. INC., 800 MORTH PEARL, MENANDS, NY (https://www.google.com/maps/place/800%20MORTH%20PEARL,MENANDS,NY)	Graph	1	\$80,000.00 \$
EVEREST CONSULTING GROUP, INC., NEW YORK STATE OFF. OF GENERAL SERVS, OFF. OF ITS, MENANDS, NY (https://www.google.com/maps/place/NEW%20YORK%20STATE%20OFF.%20OF%20GENERAL%20SERVS,%20OFF.%20OF%20ITS,MENANDS,NY)	Graph	2	\$62,000.00 \$
FRIENDLY CONSULTANTS INC., CONDUENT&NBSP;, MENANDS, NY (https://www.google.com/maps/place/CONDUENT%26NBSP;,MENANDS,NY)	Graph	2	\$63,253.00 \$
COGNIZANT TECHNOLOGY SOLUTIONS U.S. CORPORATION, 431 BROADWAY, MENANDS, ALBANY, NY (https://www.google.com/maps/place/431%20BROADWAY,%20MENANDS,ALBANY,NY)	Graph	170	\$64,742.00 \$
Totals	Graph	183	\$64,879.03 \$

Latitude: 42.689452 Longitude: -73.830989

Employer Name/Employer Address	Graph	Count	Mean Wage	Median Wage	Lowest Wage	Highest Wage
TOKYO ELECTRON TECHNOLOGY CENTER, AMERICA, LLC, 255 FULLER ROAD, ALBANY, NY (https://www.google.com/maps/place/255%20FULLER%20ROAD,ALBANY,NY)	Graph	1	\$87,000.00	\$87,000.00	\$87,000.00	\$87,000.00
TEL TECHNOLOGY CENTER, AMERICA, LLC, 255 FULLER ROAD, ALBANY, NY (https://www.google.com/maps/place/255%20FULLER%20ROAD,ALBANY,NY)	Graph	2	\$78,437.00	\$78,437.00	\$78,437.00	\$78,437.00
THE RESEARCH FOUNDATION FOR SUNY POLYTECHNIC INSTITUTE - CNSE, 257 FULLER ROAD, ALBANY, NY (https://www.google.com/maps/place/257%20FULLER%20ROAD,ALBANY,NY)	Graph	2	\$49,150.00	\$45,000.00	\$45,000.00	\$53,300.00
THE RESEARCH FOUNDATION FOR SUNY POLYTECHNIC INSTITUTE, 257 FULLER ROAD, ALBANY, NY (https://www.google.com/maps/place/257%20FULLER%20ROAD,ALBANY,NY)	Graph	2	\$47,238.00	\$47,000.00	\$47,000.00	\$47,476.00
SUNY POLYTECHNIC INSTITUTE, 257 FULLER ROAD, ALBANY, NY (https://www.google.com/maps/place/257%20FULLER%20ROAD,ALBANY,NY)	Graph	4	\$74,375.00	\$75,000.00	\$65,000.00	\$80,000.00
Totals	Graph	11	\$66,740.91	\$75,000.00	\$45,000.00	\$87,000.00

Employer Name/Worksite Address	Graph	Count	Mean Wage	Median Wage	Lowest Wage	Highest Wage
COMPUNNEL SOFTWARE GROUP, INC., 257 FULLER RD, ALBANY, NY (https://www.google.com/maps/place/257%20FULLER%20RD,ALBANY,NY)	Graph	3	\$82,666.67	\$82,800.00	\$65,000.00	\$100,200.00
MASTECH DIGITAL TECHNOLOGIES, INC., A MASTECH DIGITAL, INC. COMPANY, 257 FULLER RD., ALBANY, NY (https://www.google.com/maps/place/257%20FULLER%20RD,,ALBANY,NY)	Graph	12	\$81,286.00	\$81,286.00	\$81,286.00	\$81,286.00
THE RESEARCH FOUNDATION FOR SUNY POLYTECHNIC INSTITUTE, 257 FULLER ROAD, ALBANY, NY (https://www.google.com/maps/place/257%20FULLER%20ROAD,ALBANY,NY)	Graph	18	\$97,080.26	\$95,364.00	\$47,000.00	\$129,600.00
GLOBALFOUNDRIES U.S., INC., 255 FULLER ROAD, ALBANY, NY (https://www.google.com/maps/place/255%20FULLER%20ROAD,ALBANY,NY)	Graph	55	\$68,234.40	\$76,877.00	\$55,619.00	\$132,519.00
Totals	Graph	88	\$76,406.46	\$76,877.00	\$47,000.00	\$132,519.00

Latitude: 42.691247 Longitude: -78.701309

Employer Name/Worksite Address	Graph	Count	Mean Wage	Median Wage	Lowest Wage	Highest Wage
ECLINICALWORKS, LLC, 7864 BURR ROAD, COLDEN, NY (https://www.google.com/maps/place/7864%20BURR%20ROAD,COLDEN,NY)	Graph	1	\$63,400.00	\$63,400.00	\$63,400.00	\$63,400.00
Totals	Graph	1	\$63,400.00	\$63,400.00	\$63,400.00	\$63,400.00

Latitude: 42.692079 Longitude: -73.826499

Employer Name/Employer Address	Graph	Count	Mean Wage	Median Wage	Lowest Wage	Highest Wage
RESEARCH FOUNDATION FOR SUNY, 1400 WASHINGTON AVENUE, ALBANY, NY (https://www.google.com/maps/place/1400%20WASHINGTON%20AVENUE,ALBANY,NY)	Graph	2	\$50,260.50	\$47,476.00	\$47,476.00	\$53,045.00
THE RESEARCH FOUNDATION FOR SUNY, 1400 WASHINGTON AVENUE, ALBANY, NY (https://www.google.com/maps/place/1400%20WASHINGTON%20AVENUE,ALBANY,NY)	Graph	2	\$44,914.50	\$41,829.00	\$41,829.00	\$48,000.00
THE RESEARCH FOUNDATION FOR THE STATE UNIVERSITY OF NEW YORK, 1400 WASHINGTON AVENUE, ALBANY, NY (https://www.google.com/maps/place/1400%20WASHINGTON%20AVENUE,ALBANY,NY)	Graph	2	\$62,998.00	\$44,283.00	\$44,283.00	\$81,713.00
UNIVERSITY AT ALBANY, 1400 WASHINGTON AVENUE, ALBANY, NY (https://www.google.com/maps/place/1400%20WASHINGTON%20AVENUE,ALBANY,NY)	Graph	31	\$88,416.59	\$71,000.00	\$42,000.00	\$180,000.00
Totals	Graph	37	\$82,628.66	\$67,000.00	\$41,829.00	\$180,000.00

Employer Name/Worksite Address	Graph	Count	Mean Wage	Median Wage	Lowest Wage	Highest Wage
UNIVERSITY AT ALBANY, 1400 WASHINGTON AVENUE, ALBANY, NY (https://www.google.com/maps/place/1400%20WASHINGTON%20AVENUE,ALBANY,NY)	Graph	28	\$73,585.23	\$66,800.00	\$42,000.00	\$120,000.00
Totals	Graph	28	\$73,585.23	\$66,800.00	\$42,000.00	\$120,000.00

Latitude: 42.693143 Longitude: -73.830732

Employer Name/Employer Address	Graph	Count	Mean Wage	Median Wage	Lowest Wage	Highest Wage
COMMERCE TECHNOLOGIES, LLC, 201 FULLER ROAD, ALBANY, NY (https://www.google.com/maps/place/201%20FULLER%20ROAD,ALBANY,NY)	Graph	11	\$74,309.69	\$70,000.08	\$65,000.00	\$105,000.00
Totals	Graph	11	\$74,309.69	\$70,000.08	\$65,000.00	\$105,000.00

Employer Name/Worksite Address	Graph	Count	Mean Wage	Median Wage	Lowest Wage	Highest Wage
IQUADRA INFORMATION SERVICES LLC, 201 FULLER RD, ALBANY, NY (https://www.google.com/maps/place/201%20FULLER%20RD,ALBANY,NY)	Graph	2	\$70,000.00	\$70,000.00	\$70,000.00	\$70,000.00
M+W U.S., INC., 201 FULLER ROAD, ALBANY, NY (https://www.google.com/maps/place/201%20FULLER%20ROAD,ALBANY,NY)	Graph	12	\$80,200.55	\$70,000.08	\$65,000.00	\$145,000.00
Totals	Graph	14	\$78,743.33	\$70,000.08	\$65,000.00	\$145,000.00

Latitude: 42.695383 Longitude: -73.89641

Employer Name/Worksite Address	Graph	Count	Mean Wage	Median Wage	Lowest Wage	Highest Wage
NOVA BIOMEDICAL, 59 KNIGHTS BRIDGE, APT. D, GUILDERLAND, NY (https://www.google.com/maps/place/59%20KNIGHTS%20BRIDGE,%20APT.%20D,GUILDERLAND,NY)	Graph	1	\$62,587.00	\$62,587.00	\$62,587.00	\$62,587.00
Totals	Graph	1	\$62,587.00	\$62,587.00	\$62,587.00	\$62,587.00

Latitude: 42.695402 Longitude: -73.881083

Employer Name/Employer Address	Graph	Count	Mean Wage	Median Wage	Lowest Wage	Highest Wage
KNOWLEDGE BUILDERS, INC., 1977 WESTERN AVE., ALBANY, NY (https://www.google.com/maps/place/1977%20WESTERN%20AVE.,ALBANY,NY)	Graph	41	\$78,243.90	\$70,000.00	\$70,000.00	\$114,000.00
Totals	Graph	41	\$78,243.90	\$70,000.00	\$70,000.00	\$114,000.00

Employer Name/Worksite Address	Graph	Count	Mean Wage	Median Wage	Lowest Wage	Highest Wage
KNOWLEDGE BUILDERS, INC., 1977 WESTERN AVE., ALBANY, NY (https://www.google.com/maps/place/1977%20WESTERN%20AVE.,ALBANY,NY)	Graph	41	\$78,243.90	\$70,000.00	\$70,000.00	\$114,000.00
Totals	Graph	41	\$78,243.90	\$70,000.00	\$70,000.00	\$114,000.00

Latitude: 42.695827 Longitude: -73.896296

Employer Name/Worksite Address	Graph	Count	Mean Wage	Median Wage	Lowest Wage	Highest Wage
AMBERLEAF PARTNERS, INC., 29 KNIGHTS BRIDGE, GUILDERLAND, NY (https://www.google.com/maps/place/29%20KNIGHTS%20BRIDGE,GUILDERLAND,NY)	Graph	1	\$130,000.00	\$130,000.00	\$130,000.00	\$130,000.00
Totals	Graph	1	\$130,000.00	\$130,000.00	\$130,000.00	\$130,000.00

Latitude: 42.695841 Longitude: -73.896272

Employer Name/Worksite Address	Graph	Count	Mean Wage	Median Wage	Lowest Wage	Highest Wage
TALENTED IT, INC., 31 KNIGHTS BRIDGE, GUILDERLAND, NY (https://www.google.com/maps/place/31%20KNIGHTS%20BRIDGE,GUILDERLAND,NY)	Graph	1	\$75,000.00	\$75,000.00	\$75,000.00	\$75,000.00
Totals	Graph	1	\$75,000.00	\$75,000.00	\$75,000.00	\$75,000.00

Latitude: 42.696063 Longitude: -74.923881

Employer Name/Employer Address	Graph	Count	Mean Wage	Median Wage	Lowest Wage	Highest Wage
THE MARY IMOGENE BASSETT HOSPITAL, ONE ATWELL ROAD, COOPERSTOWN, NY (https://www.google.com/maps/place/ONE%20ATWELL%20ROAD,COOPERSTOWN,NY)	Graph	32	\$166,469.15	\$180,000.00	\$44,678.40	\$425,006.40
Totals	Graph	32	\$166,469.15	\$180,000.00	\$44,678.40	\$425,006.40

Employer Name/Worksite Address	Graph	Count	Mean Wage	Median Wage	Lowest Wage	Highest Wage
THE MARY IMOGENE BASSETT HOSPITAL, ONE ATWELL ROAD, COOPERSTOWN, NY (https://www.google.com/maps/place/ONE%20ATWELL%20ROAD,COOPERSTOWN,NY)	Graph	30	\$165,567.09	\$195,000.00	\$44,678.40	\$425,006.40
Totals	Graph	30	\$165,567.09	\$195,000.00	\$44,678.40	\$425,006.40

Latitude: 42.696949 Longitude: -73.767528

Employer Name/Employer Address	Graph	Count	Mean Wage	Median Wage	Lowest Wage	Highest Wage
ALBANY FERTILITY AND GYNECOLOGY, PLLC, 399 ALBANY SHAKER RD, LOUDONVILLE, NY (https://www.google.com/maps/place/399%20ALBANY%20SHAKER%20RD,LOUDONVILLE,NY)	Graph	1	\$59,987.20	\$59,987.20	\$59,987.20	\$59,987.20
Totals	Graph	1	\$59,987.20	\$59,987.20	\$59,987.20	\$59,987.20

Employer Name/Worksite Address	Graph	Count	Mean Wage	Median Wage	Lowest Wage	Highest Wage
ALBANY FERTILITY AND GYNECOLOGY, PLLC, 399 ALBANY SHAKER RD., LOUDONVILLE, NY (https://www.google.com/maps/place/399%20ALBANY%20SHAKER%20RD.,LOUDONVILLE,NY)	Graph	1	\$59,987.20	\$59,987.20	\$59,987.20	\$59,987.20
Totals	Graph	1	\$59,987.20	\$59,987.20	\$59,987.20	\$59,987.20

Latitude: 42.696991 Longitude: -73.695551

Employer Name/Worksite Address	Graph	Count	Mean Wage	Median Wage	Lowest Wage	Highest Wage
VIRTUSA CORPORATION, 4 SUMMIT HILL WAY, TROY, NY (https://www.google.com/maps/place/4%20SUMMIT%20HILL%20WAY,TROY,NY)	Graph	2	\$86,655.00	\$73,000.00	\$73,000.00	\$100,310.00
Totals	Graph	2	\$86,655.00	\$73,000.00	\$73,000.00	\$100,310.00

Latitude: 42.697776 Longitude: -73.889078

Employer Name/Worksite Address	Graph	Count	Mean Wage	Median Wage	Lowest Wage	Highest Wage
MALAYA SERVICES CORPORATION, 2050 WESTERN AVENUE, GUILDERLAND, NY (https://www.google.com/maps/place/2050%20WESTERN%20AVENUE,GUILDERLAND,NY)	Graph	2	\$56,160.00	\$56,160.00	\$56,160.00	\$56,160.00
Totals	Graph	2	\$56,160.00	\$56,160.00	\$56,160.00	\$56,160.00

Latitude: 42.700142 Longitude: -73.819114

Employer Name/Worksite Address	Graph	Count	Mean Wage	Median Wage	Lowest Wage	Highest Wage
PAMTEN, INC., NYS OFFICE OF INFORMATION TECHNOLOGY SERVICES, ALBANY, NY (https://www.google.com/maps/place/NYS%20OFFICE%20OF%20INFORMATION%20TECHNOLOGY%20SERVICES,ALBANY,NY)	Graph	1	\$70,000.00	\$70,000.00	\$70,000.00	\$70,000.00
Totals	Graph	1	\$70,000.00	\$70,000.00	\$70,000.00	\$70,000.00

Latitude: 42.700357 Longitude: -73.818761

Employer Name/Worksite Address	Graph	Count	Mean Wage	Median Wage	Lowest Wage	Highest Wage

Employer Name/Worksite Address	Graph	Count	Mean Wage	Median Wage	Lowest Wage	Highest Wage
VISTA APPLIED SOLUTIONS GROUP INC, 99 WASHINGTON AVE, ALBANY, NY (https://www.google.com/maps/place/99%20WASHINGTON%20AVE,ALBANY,NY)	Graph	2	\$64,000.00	\$60,000.00	\$60,000.00	\$68,000.00
Totals	Graph	2	\$64,000.00	\$60,000.00	\$60,000.00	\$68,000.00

Latitude: 42.700452 Longitude: -73.818608

Employer Name/Worksite Address	Graph	Count	Mean Wage	Median Wage	Lowest Wage	Highest Wage
COMPUNNEL SOFTWARE GROUP, INC., 89 WASHINGTON AVE, ALBANY, NY (https://www.google.com/maps/place/89%20WASHINGTON%20AVE,ALBANY,NY)	Graph	2	\$67,650.00	\$65,000.00	\$65,000.00	\$70,300.00
SUNSOFT SERVICES INC, 89 WASHINGTON AVE., ALBANY, NY (https://www.google.com/maps/place/89%20WASHINGTON%20AVE.,ALBANY,NY)	Graph	3	\$70,000.00	\$70,000.00	\$70,000.00	\$70,000.00
Totals	Graph	5	\$69,060.00	\$70,000.00	\$65,000.00	\$70,300.00

Latitude: 42.701196 Longitude: -73.814016

Employer Name/Worksite Address	Graph	Count	Mean Wage	Median Wage	Lowest Wage	Highest Wage
HANGER PROSTHETICS & ORTHOTICS INC., 1315 CENTRAL AVENUE, ALBANY, NY (https://www.google.com/maps/place/1315%20CENTRAL%20AVENUE,ALBANY,NY)	Graph	1	\$45,926.40	\$45,926.40	\$45,926.40	\$45,926.40
Totals	Graph	1	\$45,926.40	\$45,926.40	\$45,926.40	\$45,926.40

Latitude: 42.702201 Longitude: -73.716033

Employer Name/Worksite Address	Graph	Count	Mean Wage	Median Wage	Lowest Wage	Highest Wage
AVANI TECHNOLOGY SOLUTIONS INC., 431 B BROADWAY, ALBANY, NY (https://www.google.com/maps/place/431%20B%20BROADWAY,ALBANY,NY)	Graph	1	\$55,619.00	\$55,619.00	\$55,619.00	\$55,619.00
EDVENSOFT SOLUTIONS LLC, 431 B BROADWAY, MENANDS, NY (https://www.google.com/maps/place/431%20B%20BROADWAY,MENANDS,NY)	Graph	1	\$60,000.00	\$60,000.00	\$60,000.00	\$60,000.00
SAGE IT, INC., 431 BROADWAY, SUITE 2, MENANDS, NY (https://www.google.com/maps/place/431%20BROADWAY,%20SUITE%202,MENANDS,NY)	Graph	1	\$79,498.00	\$79,498.00	\$79,498.00	\$79,498.00
SPRINGSHINE CONSULTING INC, 431 BROADWAY STE 2, MENANDS, NY (https://www.google.com/maps/place/431%20BROADWAY%20STE%202,MENANDS,NY)	Graph	1	\$60,340.80	\$60,340.80	\$60,340.80	\$60,340.80
LERA TECHNOLOGIES LLC, 431 BROADWAY, MENANDS, NY (https://www.google.com/maps/place/431%20BROADWAY,MENANDS,NY)	Graph	20	\$74,488.95	\$68,500.00	\$60,000.00	\$153,000.00
Totals	Graph	24	\$72,718.20	\$66,248.00	\$55,619.00	\$153,000.00

Latitude: 42.703087 Longitude: -73.966396

Employer Name/Worksite Address	Graph	Count	Mean Wage	Median Wage	Lowest Wage
GRANDISON MANAGEMENT, INC., 428 NEW YORK STATE ROUTE 146, GUILDERLAND CENTER, NY (https://www.google.com/maps/place/428%20NEW%20YORK%20STATE%20ROUTE%20146,GUILDERLAND%20CENTER,NY)	Graph	10	\$54,641.60	\$54,641.60	\$54,641.60
Totals	Graph	10	\$54,641.60	\$54,641.60	\$54,641.60

Latitude: 42.70418 Longitude: -73.901017

Employer Name/Worksite Address	Graph	Count	Mean Wage	Median Wage	Lowest Wage	Highest Wage
SMART WORKS, LLC, 65 F BISHOPS GATE, GUILDERLAND, NY (https://www.google.com/maps/place/65%20F%20BISHOPS%20GATE,GUILDERLAND,NY)	Graph	1	\$70,000.00	\$70,000.00	\$70,000.00	\$70,000.00
Totals	Graph	1	\$70,000.00	\$70,000.00	\$70,000.00	\$70,000.00

Latitude: 42.704562 Longitude: -74.522738

Employer Name/Worksite Address	Graph	Count	Mean Wage	Median Wage	Lowest Wage	Highest Wage
THE MARY IMOGENE BASSETT HOSPITAL, BASSETT HEALTHCARE-COBLESKILL, COBLESKILL, NY (https://www.google.com/maps/place/BASSETT%20HEALTHCARE-COBLESKILL,COBLESKILL,NY)	Graph	1	\$180,000.00	\$180,000.00	\$180,000.00	\$180,000.00
Totals	Graph	1	\$180,000.00	\$180,000.00	\$180,000.00	\$180,000.00

Latitude: 42.704901 Longitude: -73.878338

Employer Name/Worksite Address	Graph	Count	Mean Wage	Median Wage	Lowest Wage	Highest Wage
ALBANY MOLECULAR RESEARCH, INC., 21 CORPORATE CIRCLE, ALBANY, NY (https://www.google.com/maps/place/21%20CORPORATE%20CIRCLE,ALBANY,NY)	Graph	20	\$80,477.50	\$83,000.00	\$67,500.00	\$83,000.00
Totals	Graph	20	\$80,477.50	\$83,000.00	\$67,500.00	\$83,000.00

Latitude: 42.705255 Longitude: -73.877785

Employer Name/Employer Address	Graph	Count	Mean Wage	Median Wage	Lowest Wage	Highest Wage
ALBANY MOLECULAR RESEARCH, INC., 26 CORPORATE CIRCLE, ALBANY, NY (https://www.google.com/maps/place/26%20CORPORATE%20CIRCLE,ALBANY,NY)	Graph	10	\$78,125.00	\$72,000.00	\$54,700.00	\$127,000.00
Totals	Graph	10	\$78,125.00	\$72,000.00	\$54,700.00	\$127,000.00

Employer Name/Worksite Address	Graph	Count	Mean Wage	Median Wage	Lowest Wage	Highest Wage
DELOITTE CONSULTING LLP, 26 CORPORATE CIRCLE, ALBANY, NY (https://www.google.com/maps/place/26%20CORPORATE%20CIRCLE,ALBANY,NY)	Graph	35	\$82,261.57	\$83,000.00	\$76,877.00	\$127,000.00
Totals	Graph	35	\$82,261.57	\$83,000.00	\$76,877.00	\$127,000.00

Latitude: 42.705327 Longitude: -73.876356

Employer Name/Employer Address	Graph	Count	Mean Wage	Median Wage	Lowest Wage	Highest Wage
TRANS WORLD ENTERTAINMENT CORPORATION, 38 CORPORATE CIRCLE, ALBANY, NY (https://www.google.com/maps/place/38%20CORPORATE%20CIRCLE,ALBANY,NY)	Graph	2	\$80,000.00	\$80,000.00	\$80,000.00	\$80,000.00
Totals	Graph	2	\$80,000.00	\$80,000.00	\$80,000.00	\$80,000.00

Employer Name/Worksite Address	Graph	Count	Mean Wage	Median Wage	Lowest Wage	Highest Wage
TRANS WORLD ENTERTAINMENT CORPORATION, 38 CORPORATE CIRCLE, ALBANY, NY (https://www.google.com/maps/place/38%20CORPORATE%20CIRCLE,ALBANY,NY)	Graph	2	\$80,000.00	\$80,000.00	\$80,000.00	\$80,000.00
Totals	Graph	2	\$80,000.00	\$80,000.00	\$80,000.00	\$80,000.00

Latitude: 42.705862 Longitude: -73.76415

Employer Name/Worksite Address	Graph	Count	Mean Wage	Median Wage	Lowest Wage	Highest Wage
PAMTEN, INC., CMA CONSULTING, ALBANY, NY (https://www.google.com/maps/place/CMA%20CONSULTING,ALBANY,NY)	Graph	1	\$75,000.00	\$75,000.00	\$75,000.00	\$75,000.00
SIENA COLLEGE, SIENA COLLEGE, LOUDONVILLE, NY (https://www.google.com/maps/place/SIENA%20COLLEGE,LOUDONVILLE,NY)	Graph	1	\$64,210.00	\$64,210.00	\$64,210.00	\$64,210.00
SLN SYSTEMS, INC., 11 CORPORATE WOODS BLVD FL 3, ALBANY, NY (https://www.google.com/maps/place/11%20CORPORATE%20WOODS%20BLVD%20FL%203,ALBANY,NY)	Graph	1	\$70,500.00	\$70,500.00	\$70,500.00	\$70,500.00
Totals	Graph	3	\$69,903.33	\$70,500.00	\$64,210.00	\$75,000.00

Latitude: 42.706336 Longitude: -73.860906

Employer Name/Employer Address	Graph	Count	Mean Wage	Median Wage	Lowest Wage	Highest Wage
NEW YORK STATE ENERGY RESEARCH AND DEVELOPMENT AUTHORITY, 17 COLUMBIA CIRCLE, ALBANY, NY (https://www.google.com/maps/place/17%20COLUMBIA%20CIRCLE,ALBANY,NY)	Graph	1	\$100,000.00	\$100,000.00	\$100,000.00	\$100,000.00
Totals	Graph	1	\$100,000.00	\$100,000.00	\$100,000.00	\$100,000.00

Employer Name/Worksite Address	Graph	Count	Mean Wage	Median Wage	Lowest Wage	Highest Wage
EXPEDENT CORP., 17 COLUMBIA CIRCLE, ALBANY, NY (https://www.google.com/maps/place/17%20COLUMBIA%20CIRCLE,ALBANY,NY)	Graph	3	\$68,755.33	\$69,000.00	\$68,266.00	\$69,000.00
MASTECH DIGITAL TECHNOLOGIES, INC., A MASTECH DIGITAL, INC. COMPANY, 17 COLUMBIA CIR., ALBANY, NY (https://www.google.com/maps/place/17%20COLUMBIA%20CIR.,ALBANY,NY)	Graph	6	\$77,210.00	\$77,210.00	\$77,210.00	\$77,210.00
Totals	Graph	9	\$74,391.78	\$77,210.00	\$68,266.00	\$77,210.00

Latitude: 42.706338 Longitude: -73.860903

Employer Name/Employer Address	Graph	Count	Mean Wage	Median Wage	Lowest Wage	Highest Wage
EXCELSIOR COLLEGE, 7 COLUMBIA CIRCLE, ALBANY, NY (https://www.google.com/maps/place/7%20COLUMBIA%20CIRCLE,ALBANY,NY)	Graph	4	\$73,158.50	\$68,959.00	\$55,675.00	\$88,000.00
Totals	Graph	4	\$73,158.50	\$68,959.00	\$55,675.00	\$88,000.00

Employer Name/Worksite Address	Graph	Count	Mean Wage	Median Wage	Lowest Wage	Highest Wage
INSIGHT INTELLI INC, 1 COLUMBIA CIR #2, ALBANY, NY (https://www.google.com/maps/place/1%20COLUMBIA%20CIR%20#2,ALBANY,NY)	Graph	1	\$64,000.00	\$64,000.00	\$64,000.00	\$64,000.00
SELISOFT, INC., 1 COLUMBIA CIRCLE, ALBANY, NY (https://www.google.com/maps/place/1%20COLUMBIA%20CIRCLE,ALBANY,NY)	Graph	1	\$60,341.00	\$60,341.00	\$60,341.00	\$60,341.00
STANTEC CONSULTING SERVICES INC., 3 COLUMBIA CIRCLE, ALBANY, NY (https://www.google.com/maps/place/3%20COLUMBIA%20CIRCLE,ALBANY,NY)	Graph	1	\$79,810.00	\$79,810.00	\$79,810.00	\$79,810.00
P2P SOFTTEK LLC, 15 COLUMBIA CIRCLE, ALBANY, NY (https://www.google.com/maps/place/15%20COLUMBIA%20CIRCLE,ALBANY,NY)	Graph	3	\$68,855.33	\$68,266.00	\$68,266.00	\$70,034.00
ICONNECT LC, 7 COLUMBIA CIRCLE, ALBANY, NY (https://www.google.com/maps/place/7%20COLUMBIA%20CIRCLE,ALBANY,NY)	Graph	6	\$74,772.33	\$78,000.00	\$55,675.00	\$88,000.00
SOFTWARE GLOBAL LTD, 1 COLUMBIA CIR, ALBANY, NY (https://www.google.com/maps/place/1%20COLUMBIA%20CIR,ALBANY,NY)	Graph	10	\$69,877.44	\$71,800.00	\$49,774.40	\$87,700.00
Totals	Graph	22	\$70,823.88	\$71,800.00	\$49,774.40	\$88,000.00

Latitude: 42.712535 Longitude: -73.807882

Employer Name/Worksite Address	Graph	Count	Mean Wage	Median Wage	Lowest Wage	Highest Wage
VIRTUSA CORPORATION, 422 SAND CREEK RD, ALBANY, NY (https://www.google.com/maps/place/422%20SAND%20CREEK%20RD,ALBANY,NY)	Graph	1	\$80,500.00	\$80,500.00	\$80,500.00	\$80,500.00
Totals	Graph	1	\$80,500.00	\$80,500.00	\$80,500.00	\$80,500.00

Latitude: 42.713031 Longitude: -73.808451

Employer Name/Worksite Address	Graph	Count	Mean Wage	Median Wage	Lowest Wage	Highest Wage
VIRTUSA CORPORATION, 424 SAND CREEK ROAD, ALBANY, NY (https://www.google.com/maps/place/424%20SAND%20CREEK%20ROAD,ALBANY,NY)	Graph	2	\$89,551.00	\$81,888.00	\$81,888.00	\$97,214.00

Employer Name/Worksite Address	Graph	Count	Mean Wage	Median Wage	Lowest Wage	Highest Wage
Totals	Graph	2	\$89,551.00	\$81,888.00	\$81,888.00	\$97,214.00

Latitude: 42.714501 Longitude: -73.813196

Employer Name/Worksite Address	Graph	Count	Mean Wage	Median Wage	Lowest Wage	Highest Wage
PSI INTERNATIONAL, INC., 50 WOLF RD., ALBANY, NY (https://www.google.com/maps/place/50%20WOLF%20RD.,ALBANY,NY)	Graph	1	\$83,200.00	\$83,200.00	\$83,200.00	\$83,200.00
PANHA SOLUTIONS INC., 50 WOLF ROAD, ALBANY, NY (https://www.google.com/maps/place/50%20WOLF%20ROAD,ALBANY,NY)	Graph	8	\$79,898.00	\$75,000.00	\$61,714.00	\$104,000.00
Totals	Graph	9	\$80,264.89	\$80,000.00	\$61,714.00	\$104,000.00

Latitude: 42.714782 Longitude: -73.875565

Employer Name/Worksite Address	Graph	Count	Mean Wage	Median Wage	Lowest Wage	Highest Wage
GCOM SOFTWARE, INC., 24 MADISON AVENUE EXT., ALBANY, NY (https://www.google.com/maps/place/24%20MADISON%20AVENUE%20EXT.,ALBANY,NY)	Graph	138	\$97,071.41	\$98,000.00	\$50,000.00	\$208,000.00
Totals	Graph	138	\$97,071.41	\$98,000.00	\$50,000.00	\$208,000.00

Employer Name/Worksite Address	Graph	Count	Mean Wage	Median Wage	Lowest Wage	Highest Wage
PALAYEKAR COMPANIES, INC, 24 MADISON AVENUE, ALBANY, NY (https://www.google.com/maps/place/24%20MADISON%20AVENUE,ALBANY,NY)	Graph	2	\$80,110.50	\$70,221.00	\$70,221.00	\$90,000.00
GCOM SOFTWARE, INC., 24 MADISON AVE EXTENSION, ALBANY, NY (https://www.google.com/maps/place/24%20MADISON%20AVE%20EXTENSION,ALBANY,NY)	Graph	4	\$95,750.00	\$95,000.00	\$90,000.00	\$100,000.00
GCOM SOFTWARE, INC., 24 MADISON AVENUE EXTENSION, ALBANY, NY (https://www.google.com/maps/place/24%20MADISON%20AVENUE%20EXTENSION,ALBANY,NY)	Graph	68	\$83,499.49	\$85,000.00	\$50,000.00	\$145,000.00
Totals	Graph	74	\$84,070.08	\$85,000.00	\$50,000.00	\$145,000.00

Latitude: 42.714842 Longitude: -76.422787

Employer Name/Worksite Address	Graph	Count	Mean Wage	Median Wage	Lowest Wage	Highest Wage
GRANDISON MANAGEMENT, INC., 7 KEELER AVENUE, MORAVIA, NY (https://www.google.com/maps/place/7%20KEELER%20AVENUE,MORAVIA,NY)	Graph	10	\$62,171.20	\$62,171.20	\$62,171.20	\$62,171.20
Totals	Graph	10	\$62,171.20	\$62,171.20	\$62,171.20	\$62,171.20

Latitude: 42.715298 Longitude: -73.811889

Employer Name/Worksite Address	Graph	Count	Mean Wage	Median Wage	Lowest Wage	Highest Wage
XCHANGEWORX, INC., 80 WOLF RD., ALBANY, NY (https://www.google.com/maps/place/80%20WOLF%20RD.,ALBANY,NY)	Graph	1	\$86,377.72	\$86,377.72	\$86,377.72	\$86,377.72
XCHANGEWORX INC., 80 WOLF RD., ALBANY, NY (https://www.google.com/maps/place/80%20WOLF%20RD.,ALBANY,NY)	Graph	2	\$72,000.00	\$72,000.00	\$72,000.00	\$72,000.00
XCHANGEWORX INC., 80 WOLF ROAD, ALBANY, NY (https://www.google.com/maps/place/80%20WOLF%20ROAD,ALBANY,NY)	Graph	3	\$71,666.67	\$70,000.00	\$70,000.00	\$75,000.00
Totals	Graph	6	\$74,229.62	\$72,000.00	\$70,000.00	\$86,377.72

Employer Name/Worksite Address	Graph	Count	Mean Wage	Median Wage	Lowest Wage	Highest Wage

Employer Name/Worksite Address	Graph	Count	Mean Wage	Median Wage	Lowest Wage	Highest Wage
XCHANGEWORX INC., 80 WOLF RD., ALBANY, NY (https://www.google.com/maps/place/80%20WOLF%20RD.,ALBANY,NY)	Graph	3	\$76,792.57	\$72,000.00	\$72,000.00	\$86,377.72
XCHANGEWORX INC., 80 WOLF ROAD, ALBANY, NY (https://www.google.com/maps/place/80%20WOLF%20ROAD,ALBANY,NY)	Graph	3	\$71,666.67	\$70,000.00	\$70,000.00	\$75,000.00
Totals	Graph	6	\$74,229.62	\$72,000.00	\$70,000.00	\$86,377.72

Latitude: 42.717476 Longitude: -73.807468

Employer Name/Worksite Address	Graph	Count	Mean Wage	Median Wage	Lowest Wage	Highest Wage
I2 IT SOLUTIONS INC., 8 COMPUTER DRIVE WEST, ALBANY, NY (https://www.google.com/maps/place/8%20COMPUTER%20DRIVE%20WEST,ALBANY,NY)	Graph	2	\$95,000.00	\$95,000.00	\$95,000.00	\$95,000.00
Totals	Graph	2	\$95,000.00	\$95,000.00	\$95,000.00	\$95,000.00

Latitude: 42.717858 Longitude: -73.799518

Employer Name/Worksite Address	Graph	Count	Mean Wage	Median Wage	Lowest Wage	Highest Wage
SALIENT CORPORATION, 12 METRO PARK RD., ALBANY, NY (https://www.google.com/maps/place/12%20METRO%20PARK%20RD.,ALBANY,NY)	Graph	1	\$84,198.00	\$84,198.00	\$84,198.00	\$84,198.00
SALIENT CORP., 12 METRO PARK ROAD, ALBANY, NY (https://www.google.com/maps/place/12%20METRO%20PARK%20ROAD,ALBANY,NY)	Graph	2	\$48,630.00	\$48,630.00	\$48,630.00	\$48,630.00
Totals	Graph	3	\$60,486.00	\$48,630.00	\$48,630.00	\$84,198.00

Latitude: 42.718164 Longitude: -73.755268

Employer Name/Employer Address	Graph	Count	Mean Wage	Median Wage	Lowest Wage	Highest Wage
SIENA COLLEGE, 515 LOUDON ROAD, LOUDONVILLE, NY (https://www.google.com/maps/place/515%20LOUDON%20ROAD,LOUDONVILLE,NY)	Graph	5	\$83,424.00	\$93,840.00	\$62,070.00	\$102,500.00
Totals	Graph	5	\$83,424.00	\$93,840.00	\$62,070.00	\$102,500.00

Employer Name/Worksite Address	Graph	Count	Mean Wage	Median Wage	Lowest Wage	Highest Wage
SIENA COLLEGE, 515 LOUDON ROAD, LOUDONVILLE, NY (https://www.google.com/maps/place/515%20LOUDON%20ROAD,LOUDONVILLE,NY)	Graph	4	\$88,227.50	\$93,840.00	\$62,070.00	\$102,500.00
Totals	Graph	4	\$88,227.50	\$93,840.00	\$62,070.00	\$102,500.00

Latitude: 42.71897 Longitude: -73.82938

Employer Name/Worksite Address	Graph	Count	Mean Wage	Median Wage	Lowest Wage	Highest Wage
PRONIX INC, 50 WOLF RD, FLOOR 3, AREA 3-4, COLONIE, NY (https://www.google.com/maps/place/50%20WOLF%20RD,%20FLOOR%203,%20AREA%203-4,COLONIE,NY)	Graph	1	\$65,000.00	\$65,000.00	\$65,000.00	\$65,000.00
SWANKTEK INC, NEW YORK STATE INSURANCE FUND, ALBANY, NY (https://www.google.com/maps/place/NEW%20YORK%20STATE%20INSURANCE%20FUND,ALBANY,NY)	Graph	2	\$79,747.00	\$66,248.00	\$66,248.00	\$93,246.00
Totals	Graph	3	\$74,831.33	\$66,248.00	\$65,000.00	\$93,246.00

Latitude: 42.720265 Longitude: -73.809089

Employer Name/Worksite Address	Graph	Count	Mean Wage	Median Wage	Lowest Wage	Highest Wage
--------------------------------	-------	-------	-----------	-------------	-------------	--------------

Employer Name/Worksite Address	Graph	Count	Mean Wage	Median Wage	Lowest Wage	Highest Wage
SALIGRAM SYSTEMS INC, 15 COMPUTER DR W, ALBANY, NY (https://www.google.com/maps/place/15%20COMPUTER%20DR%20W,ALBANY,NY)	Graph	1	\$61,000.00	\$61,000.00	\$61,000.00	\$61,000.00
GENOME INTERNATIONAL CORPORATION, 15 COMPUTER DRIVE WEST, ALBANY, NY (https://www.google.com/maps/place/15%20COMPUTER%20DRIVE%20WEST,ALBANY,NY)	Graph	11	\$73,776.00	\$72,000.00	\$60,000.00	\$90,000.00
Totals	Graph	12	\$72,711.33	\$72,000.00	\$60,000.00	\$90,000.00

Latitude: 42.722586 Longitude: -73.801447

Employer Name/Employer Address	Graph	Count	Mean Wage	Median Wage	Lowest Wage	Highest Wage
LINIUM LLC, 187 WOLF RD., ALBANY, NY (https://www.google.com/maps/place/187%20WOLF%20RD.,ALBANY,NY)	Graph	1	\$122,000.00	\$122,000.00	\$122,000.00	\$122,000.00
Totals	Graph	1	\$122,000.00	\$122,000.00	\$122,000.00	\$122,000.00

Employer Name/Worksite Address	Graph	Count	Mean Wage	Median Wage	Lowest Wage	Highest Wage
LINIUM LLC, 187 WOLF RD., ALBANY, NY (https://www.google.com/maps/place/187%20WOLF%20RD.,ALBANY,NY)	Graph	1	\$122,000.00	\$122,000.00	\$122,000.00	\$122,000.00
Totals	Graph	1	\$122,000.00	\$122,000.00	\$122,000.00	\$122,000.00

Latitude: 42.724241 Longitude: -73.859082

Employer Name/Employer Address	Graph	Count	Mean Wage	Median Wage	Lowest Wage	Highest Wage
G&G LED, LLC., 8 ACCESS ROAD, ALBANY, NY (https://www.google.com/maps/place/8%20ACCESS%20ROAD,ALBANY,NY)	Graph	1	\$90,000.00	\$90,000.00	\$90,000.00	\$90,000.00
Totals	Graph	1	\$90,000.00	\$90,000.00	\$90,000.00	\$90,000.00

Employer Name/Worksite Address	Graph	Count	Mean Wage	Median Wage	Lowest Wage	Highest Wage
G&G LED, LLC., 8 ACCESS ROAD, ALBANY, NY (https://www.google.com/maps/place/8%20ACCESS%20ROAD,ALBANY,NY)	Graph	1	\$90,000.00	\$90,000.00	\$90,000.00	\$90,000.00
Totals	Graph	1	\$90,000.00	\$90,000.00	\$90,000.00	\$90,000.00

Latitude: 42.727382 Longitude: -73.84409

Employer Name/Employer Address	Graph	Count	Mean Wage	Median Wage	Lowest Wage	Highest Wage
GSS INFOTECH NY, INC, 1762 CENTRAL AVENUE, ALBANY, NY (https://www.google.com/maps/place/1762%20CENTRAL%20AVENUE,ALBANY,NY)	Graph	2	\$65,000.00	\$65,000.00	\$65,000.00	\$65,000.00
Totals	Graph	2	\$65,000.00	\$65,000.00	\$65,000.00	\$65,000.00

Employer Name/Worksite Address	Graph	Count	Mean Wage	Median Wage	Lowest Wage	Highest Wage
GSS INFOTECH NY, INC, 1762 CENTRAL AVE, ALBANY, NY (https://www.google.com/maps/place/1762%20CENTRAL%20AVE,ALBANY,NY)	Graph	2	\$65,000.00	\$65,000.00	\$65,000.00	\$65,000.00
Totals	Graph	2	\$65,000.00	\$65,000.00	\$65,000.00	\$65,000.00

Latitude: 42.730547 Longitude: -73.689251

Employer Name/Worksite Address	Graph	Count	Mean Wage	Median Wage	Lowest Wage	Highest Wage
--------------------------------	-------	-------	-----------	-------------	-------------	--------------

Employer Name/Worksite Address	Graph	Count	Mean Wage	Median Wage	Lowest Wage	Highest Wage
IQ SYSTEMS, INC., 49 4TH STREET, TROY, NY (https://www.google.com/maps/place/49%204TH%20STREET,TROY,NY)	Graph	1	\$100,000.00	\$100,000.00	\$100,000.00	\$100,000.00
Totals	Graph	1	\$100,000.00	\$100,000.00	\$100,000.00	\$100,000.00

Latitude: 42.731126 Longitude: -73.689458

Employer Name/Worksite Address	Graph	Count	Mean Wage	Median Wage	Lowest Wage	Highest Wage
ITHOS GLOBAL, INC., 333 BROADWAY, TROY, NY (https://www.google.com/maps/place/333%20BROADWAY,TROY,NY)	Graph	1	\$50,000.00	\$50,000.00	\$50,000.00	\$50,000.00
Totals	Graph	1	\$50,000.00	\$50,000.00	\$50,000.00	\$50,000.00

Employer Name/Worksite Address	Graph	Count	Mean Wage	Median Wage	Lowest Wage	Highest Wage
ITHOS GLOBAL, INC., 333 BROADWAY, TROY, NY (https://www.google.com/maps/place/333%20BROADWAY,TROY,NY)	Graph	1	\$50,000.00	\$50,000.00	\$50,000.00	\$50,000.00
Totals	Graph	1	\$50,000.00	\$50,000.00	\$50,000.00	\$50,000.00

Latitude: 42.731159 Longitude: -73.693403

Employer Name/Worksite Address	Graph	Count	Mean Wage	Median Wage	Lowest Wage	Highest Wage
EVAN DOUGLIS STUDIO LLC, 251 RIVER STREET, TROY, NY (https://www.google.com/maps/place/251%20RIVER%20STREET,TROY,NY)	Graph	1	\$32,552.00	\$32,552.00	\$32,552.00	\$32,552.00
Totals	Graph	1	\$32,552.00	\$32,552.00	\$32,552.00	\$32,552.00

Employer Name/Worksite Address	Graph	Count	Mean Wage	Median Wage	Lowest Wage	Highest Wage
EVAN DOUGLIS STUDIO LLC, 251 RIVER STREET, TROY, NY (https://www.google.com/maps/place/251%20RIVER%20STREET,TROY,NY)	Graph	1	\$32,552.00	\$32,552.00	\$32,552.00	\$32,552.00
Totals	Graph	1	\$32,552.00	\$32,552.00	\$32,552.00	\$32,552.00

Latitude: 42.731501 Longitude: -73.691438

Employer Name/Worksite Address	Graph	Count	Mean Wage	Median Wage	Lowest Wage	Highest Wage
C-VISION INC, 200 BROADWAY, FLOOR 5, TROY, NY (https://www.google.com/maps/place/200%20BROADWAY,%20FLOOR%205,TROY,NY)	Graph	1	\$60,000.00	\$60,000.00	\$60,000.00	\$60,000.00
DATA PIONEER, INC., 200 BROADWAY, TROY CITY, NY (https://www.google.com/maps/place/200%20BROADWAY,TROY%20CITY,NY)	Graph	1	\$60,400.00	\$60,400.00	\$60,400.00	\$60,400.00
ZILLION TECHNOLOGIES INC., 200 BROADWAY, TROY, NY (https://www.google.com/maps/place/200%20BROADWAY,TROY,NY)	Graph	9	\$67,698.00	\$65,541.00	\$60,000.00	\$92,000.00
Totals	Graph	11	\$66,334.73	\$65,000.00	\$60,000.00	\$92,000.00

Latitude: 42.73201 Longitude: -73.688804

Employer Name/Worksite Address	Graph	Count	Mean Wage	Median Wage	Lowest Wage	Highest Wage
DENTAL SERVICES OF TROY PC, 42 4TH STREET, TROY, NY (https://www.google.com/maps/place/42%204TH%20STREET,TROY,NY)	Graph	1	\$125,000.00	\$125,000.00	\$125,000.00	\$125,000.00
Totals	Graph	1	\$125,000.00	\$125,000.00	\$125,000.00	\$125,000.00

Employer Name/Worksite Address	Graph	Count	Mean Wage	Median Wage	Lowest Wage	Highest Wage
DENTAL SERVICES OF TROY PC, 42 4TH STREET, TROY, NY (https://www.google.com/maps/place/42%204TH%20STREET,TROY,NY)	Graph	1	\$125,000.00	\$125,000.00	\$125,000.00	\$125,000.00
Totals	Graph	1	\$125,000.00	\$125,000.00	\$125,000.00	\$125,000.00

Latitude: 42.732363 Longitude: -73.689975

Employer Name/Worksite Address	Graph	Count	Mean Wage	Median Wage	Lowest Wage	Highest Wage
SOFTWARE BOTS INC., 4 THIRD ST, TROY, NY (https://www.google.com/maps/place/4%20THIRD%20ST,TROY,NY)	Graph	1	\$65,541.00	\$65,541.00	\$65,541.00	\$65,541.00
Totals	Graph	1	\$65,541.00	\$65,541.00	\$65,541.00	\$65,541.00

Latitude: 42.732871 Longitude: -73.683516

Employer Name/Employer Address	Graph	Count	Mean Wage	Median Wage	Lowest Wage	Highest Wage
RENSSELAER POLYTECHNIC INSTITUTE, 110 8TH STREET, TROY, NY (https://www.google.com/maps/place/110%208TH%20STREET,TROY,NY)	Graph	61	\$69,328.45	\$58,150.00	\$47,476.00	\$173,840.00
Totals	Graph	61	\$69,328.45	\$58,150.00	\$47,476.00	\$173,840.00

Employer Name/Worksite Address	Graph	Count	Mean Wage	Median Wage	Lowest Wage	Highest Wage
RENSSELAER POLYTECHNIC INSTITUTE, 110 8TH STREET, TROY, NY (https://www.google.com/maps/place/110%208TH%20STREET,TROY,NY)	Graph	59	\$68,527.72	\$58,000.00	\$47,476.00	\$173,840.00
Totals	Graph	59	\$68,527.72	\$58,000.00	\$47,476.00	\$173,840.00

Latitude: 42.733556 Longitude: -73.687246

Employer Name/Employer Address	Graph	Count	Mean Wage	Median Wage	Lowest Wage	Highest Wage
UPSTATE PHYSICIAN SERVICES, P.C., 2001 5TH AVENUE, TROY, NY (https://www.google.com/maps/place/2001%205TH%20AVENUE,TROY,NY)	Graph	3	\$228,800.00	\$228,800.00	\$228,800.00	\$228,800.00
Totals	Graph	3	\$228,800.00	\$228,800.00	\$228,800.00	\$228,800.00

Employer Name/Worksite Address	Graph	Count	Mean Wage	Median Wage	Lowest Wage	Highest Wage
UPSTATE PHYSICIAN SERVICES, P.C., 2001 5TH AVENUE, TROY, NY (https://www.google.com/maps/place/2001%205TH%20AVENUE,TROY,NY)	Graph	3	\$228,800.00	\$228,800.00	\$228,800.00	\$228,800.00
Totals	Graph	3	\$228,800.00	\$228,800.00	\$228,800.00	\$228,800.00

Latitude: 42.733845 Longitude: -73.847947

Employer Name/Employer Address	Graph	Count	Mean Wage	Median Wage	Lowest Wage	Highest Wage
MVP CONSULTING PLUS, INC., 435 NEW KARNER RD., SUITE 202, ALBANY, NY (https://www.google.com/maps/place/435%20NEW%20KARNER%20RD.,%20SUITE%20202,ALBANY,NY)	Graph	9	\$115,811.11	\$115,000.00	\$90,000.00	\$141,300.00
Totals	Graph	9	\$115,811.11	\$115,000.00	\$90,000.00	\$141,300.00

Employer Name/Worksite Address	Graph	Count	Mean Wage	Median Wage	Lowest Wage	Highest Wage
MVP CONSULTING PLUS, INC., 435 NEW KARNER ROAD, ALBANY, NY (https://www.google.com/maps/place/435%20NEW%20KARNER%20ROAD,ALBANY,NY)	Graph	1	\$100,000.00	\$100,000.00	\$100,000.00	\$100,000.00

Employer Name/Worksite Address	Graph	Count	Mean Wage	Median Wage	Lowest Wage	Highest Wage
Totals	Graph	1	\$100,000.00	\$100,000.00	\$100,000.00	\$100,000.00

Latitude: 42.733999 Longitude: -73.847825

Employer Name/Employer Address	Graph	Count	Mean Wage	Median Wage	Lowest Wage	Highest Wage
NXIVM CORPORATION, 455 NEW KARNER ROAD, ALBANY, NY (https://www.google.com/maps/place/455%20NEW%20KARNER%20ROAD,ALBANY,NY)	Graph	1	\$90,771.00	\$90,771.00	\$90,771.00	\$90,771.00
Totals	Graph	1	\$90,771.00	\$90,771.00	\$90,771.00	\$90,771.00

Employer Name/Worksite Address	Graph	Count	Mean Wage	Median Wage	Lowest Wage	Highest Wage
NXIVM CORPORATION, 455 NEW KARNER ROAD, ALBANY, NY (https://www.google.com/maps/place/455%20NEW%20KARNER%20ROAD,ALBANY,NY)	Graph	1	\$90,771.00	\$90,771.00	\$90,771.00	\$90,771.00
Totals	Graph	1	\$90,771.00	\$90,771.00	\$90,771.00	\$90,771.00

Latitude: 42.734004 Longitude: -73.68677

Employer Name/Employer Address	Graph	Count	Mean Wage	Median Wage	Lowest Wage	Highest Wage
HUSTON ENGINEERING, LLC, 500 FEDERAL STREET, TROY, NY (https://www.google.com/maps/place/500%20FEDERAL%20STREET,TROY,NY)	Graph	1	\$67,413.00	\$67,413.00	\$67,413.00	\$67,413.00
Totals	Graph	1	\$67,413.00	\$67,413.00	\$67,413.00	\$67,413.00

Employer Name/Worksite Address	Graph	Count	Mean Wage	Median Wage	Lowest Wage	Highest Wage
HUSTON ENGINEERING, LLC, 500 FEDERAL STREET, TROY, NY (https://www.google.com/maps/place/500%20FEDERAL%20STREET,TROY,NY)	Graph	1	\$67,413.00	\$67,413.00	\$67,413.00	\$67,413.00
Totals	Graph	1	\$67,413.00	\$67,413.00	\$67,413.00	\$67,413.00

Latitude: 42.734568 Longitude: -73.793362

Employer Name/Employer Address	Graph	Count	Mean Wage	Median Wage	Lowest Wage	Highest Wage
DWM, INC., 2 NORTHWAY LANE, LATHAM, NY (https://www.google.com/maps/place/2%20NORTHWAY%20LANE,LATHAM,NY)	Graph	1	\$70,000.00	\$70,000.00	\$70,000.00	\$70,000.00
Totals	Graph	1	\$70,000.00	\$70,000.00	\$70,000.00	\$70,000.00

Employer Name/Worksite Address	Graph	Count	Mean Wage	Median Wage	Lowest Wage	Highest Wage
DWM, INC., 2 NORTHWAY LANE, LATHAM, NY (https://www.google.com/maps/place/2%20NORTHWAY%20LANE,LATHAM,NY)	Graph	1	\$70,000.00	\$70,000.00	\$70,000.00	\$70,000.00
Totals	Graph	1	\$70,000.00	\$70,000.00	\$70,000.00	\$70,000.00

Latitude: 42.734648 Longitude: -73.687936

Employer Name/Worksite Address	Graph	Count	Mean Wage	Median Wage	Lowest Wage	Highest Wage
SOFTWARE BOTS INC., 49, 4TH STREET, TROY, NY (https://www.google.com/maps/place/49,%204TH%20STREET,TROY,NY)	Graph	1	\$65,541.00	\$65,541.00	\$65,541.00	\$65,541.00
Totals	Graph	1	\$65,541.00	\$65,541.00	\$65,541.00	\$65,541.00

Latitude: 42.735384 Longitude: -78.900331

Employer Name/Employer Address	Graph	Count	Mean Wage	Median Wage	Lowest Wage	Highest Wage
HEALTH RESEARCH INC., ELM & CARLTON STREETS, BUFFALO, NY (https://www.google.com/maps/place/ELM%20%26%20CARLTON%20STREETS,BUFFALO,NY)	Graph	1	\$60,000.00	\$60,000.00	\$60,000.00	\$60,000.00
Totals	Graph	1	\$60,000.00	\$60,000.00	\$60,000.00	\$60,000.00

Employer Name/Worksite Address	Graph	Count	Mean Wage	Median Wage	Lowest Wage	Highest Wage
HEALTH RESEARCH INC., ELM & CARLTON STREETS, BUFFALO, NY (https://www.google.com/maps/place/ELM%20%26%20CARLTON%20STREETS,BUFFALO,NY)	Graph	1	\$60,000.00	\$60,000.00	\$60,000.00	\$60,000.00
ROCHESTER GENERAL HOSPITAL, ELM AND CARLTON STREET, BUFFALO, NY (https://www.google.com/maps/place/ELM%20AND%20CARLTON%20STREET,BUFFALO,NY)	Graph	2	\$59,902.00	\$59,902.00	\$59,902.00	\$59,902.00
Totals	Graph	3	\$59,934.67	\$59,902.00	\$59,902.00	\$60,000.00

Latitude: 42.736305 Longitude: -73.717672

Employer Name/Worksite Address	Graph	Count	Mean Wage	Median Wage	Lowest Wage	Highest Wage
NUCLEAR SOLUTIONS LLC, 17 COMPUTER DRIVE, E., ALBANY, NY (https://www.google.com/maps/place/17%20COMPUTER%20DRIVE,%20E.,ALBANY,NY)	Graph	1	\$90,000.00	\$90,000.00	\$90,000.00	\$90,000.00
DELOITTE CONSULTING LLP, 21 ELM STREET MAPLEWOOD (WATERVLIET), WATERVLIET, NY (https://www.google.com/maps/place/21%20ELM%20STREET%20MAPLEWOOD%20(WATERVLIET),WATERVLIET,NY)	Graph	15	\$98,000.00	\$98,000.00	\$98,000.00	\$98,000.00
Totals	Graph	16	\$97,500.00	\$98,000.00	\$90,000.00	\$98,000.00

Latitude: 42.737423 Longitude: -73.864089

Employer Name/Worksite Address	Graph	Count	Mean Wage	Median Wage	Lowest Wage	Highest Wage
GREYCELL LABS INC, 50 WOLF RD, ALBANY, NY (https://www.google.com/maps/place/50%20WOLF%20RD,ALBANY,NY)	Graph	1	\$60,000.00	\$60,000.00	\$60,000.00	\$60,000.00
Totals	Graph	1	\$60,000.00	\$60,000.00	\$60,000.00	\$60,000.00

Latitude: 42.738932 Longitude: -73.685594

Employer Name/Employer Address	Graph	Count	Mean Wage	Median Wage	Lowest Wage	Highest Wage
THE SAGE COLLEGES, 65 FIRST ST., TROY, NY (https://www.google.com/maps/place/65%20FIRST%20ST.,TROY,NY)	Graph	2	\$66,000.00	\$64,000.00	\$64,000.00	\$68,000.00
Totals	Graph	2	\$66,000.00	\$64,000.00	\$64,000.00	\$68,000.00

Employer Name/Worksite Address	Graph	Count	Mean Wage	Median Wage	Lowest Wage	Highest Wage
THE SAGE COLLEGES, 65 1ST STREET, TROY, NY (https://www.google.com/maps/place/65%201ST%20STREET,TROY,NY)	Graph	1	\$64,000.00	\$64,000.00	\$64,000.00	\$64,000.00
Totals	Graph	1	\$64,000.00	\$64,000.00	\$64,000.00	\$64,000.00

Latitude: 42.738984 Longitude: -73.794991

Employer Name/Employer Address	Graph	Count	Mean Wage	Median Wage	Lowest Wage	Highest Wage
ACCESS HEALTH SYSTEMS, 776A WATERVLIET SHAKER ROAD, LATHAM, NY (https://www.google.com/maps/place/776A%20WATERVLIET%20SHAKER%20ROAD,LATHAM,NY)	Graph	1	\$48,547.20	\$48,547.20	\$48,547.20	\$48,547.20
Totals	Graph	1	\$48,547.20	\$48,547.20	\$48,547.20	\$48,547.20

Employer Name/Worksite Address	Graph	Count	Mean Wage	Median Wage	Lowest Wage	Highest Wage
ACCESS HEALTH SYSTEMS, 776A WATERVLIET SHAKER ROAD, LATHAM, NY (https://www.google.com/maps/place/776A%20WATERVLIET%20SHAKER%20ROAD,LATHAM,NY)	Graph	1	\$48,547.20	\$48,547.20	\$48,547.20	\$48,547.20
Totals	Graph	1	\$48,547.20	\$48,547.20	\$48,547.20	\$48,547.20

Latitude: 42.739158 Longitude: -73.795728

Employer Name/Worksite Address	Graph	Count	Mean Wage	Median Wage	Lowest Wage	Highest Wage
LATHAM POOL PRODUCTS, INC., 787 WATERVLIET SHAKER ROAD, LATHAM, NY (https://www.google.com/maps/place/787%20WATERVLIET%20SHAKER%20ROAD,LATHAM,NY)	Graph	1	\$70,000.00	\$70,000.00	\$70,000.00	\$70,000.00
Totals	Graph	1	\$70,000.00	\$70,000.00	\$70,000.00	\$70,000.00

Employer Name/Worksite Address	Graph	Count	Mean Wage	Median Wage	Lowest Wage	Highest Wage
LATHAM POOL PRODUCTS, INC., 787 WATERVLIET SHAKER ROAD, LATHAM, NY (https://www.google.com/maps/place/787%20WATERVLIET%20SHAKER%20ROAD,LATHAM,NY)	Graph	1	\$70,000.00	\$70,000.00	\$70,000.00	\$70,000.00
Totals	Graph	1	\$70,000.00	\$70,000.00	\$70,000.00	\$70,000.00

Latitude: 42.740092 Longitude: -73.842614

Employer Name/Worksite Address	Graph	Count	Mean Wage	Median Wage	Lowest Wage	Highest Wage
BONADIO & CO. LLP, 6 WEMBLEY COURT, ALBANY, NY (https://www.google.com/maps/place/6%20WEMBLEY%20COURT,ALBANY,NY)	Graph	1	\$74,568.00	\$74,568.00	\$74,568.00	\$74,568.00
Totals	Graph	1	\$74,568.00	\$74,568.00	\$74,568.00	\$74,568.00

Latitude: 42.741919 Longitude: -73.816089

Employer Name/Worksite Address	Graph	Count	Mean Wage	Median Wage	Lowest Wage	Highest Wage
DELOITTE CONSULTING LLP, 26 CORPORATE CIRCLE, ALBANY, NY (https://www.google.com/maps/place/26%20CORPORATE%20CIRCLE,ALBANY,NY)	Graph	15	\$75,000.00	\$75,000.00	\$75,000.00	\$75,000.00
Totals	Graph	15	\$75,000.00	\$75,000.00	\$75,000.00	\$75,000.00

Latitude: 42.743306 Longitude: -73.664926

Employer Name/Worksite Address	Graph	Count	Mean Wage	Median Wage	Lowest Wage	Highest Wage
COMFORT INTERNATIONAL INC., 258 25TH STREET, TROY, NY (https://www.google.com/maps/place/258%2025TH%20STREET,TROY,NY)	Graph	1	\$48,630.00	\$48,630.00	\$48,630.00	\$48,630.00
Totals	Graph	1	\$48,630.00	\$48,630.00	\$48,630.00	\$48,630.00

Latitude: 42.744006 Longitude: -73.726335

Employer Name/Worksite Address	Graph	Count	Mean Wage	Median Wage	Lowest Wage	Highest Wage
PUNDIT SOLUTIONS LLC, 37 VERDUN ST, WATERVLIET, NY (https://www.google.com/maps/place/37%20VERDUN%20ST,WATERVLIET,NY)	Graph	2	\$70,000.00	\$70,000.00	\$70,000.00	\$70,000.00
Totals	Graph	2	\$70,000.00	\$70,000.00	\$70,000.00	\$70,000.00

Employer Name/Worksite Address	Graph	Count	Mean Wage	Median Wage	Lowest Wage	Highest Wage
--------------------------------	-------	-------	-----------	-------------	-------------	--------------

Employer Name/Worksite Address	Graph	Count	Mean Wage	Median Wage	Lowest Wage	Highest Wage
PUNDIT SOLUTIONS LLC, 37 VERDUN ST, WATERVLIT, NY (https://www.google.com/maps/place/37%20VERDUN%20ST,WATERVLIT,NY)	Graph	2	\$70,000.00	\$70,000.00	\$70,000.00	\$70,000.00
Totals	Graph	2	\$70,000.00	\$70,000.00	\$70,000.00	\$70,000.00

Latitude: 42.745646 Longitude: -76.699789

Employer Name/Worksite Address	Graph	Count	Mean Wage	Median Wage	Lowest Wage	Highest Wage
WELLS COLLEGE, 170 MAIN STREET, AURORA, NY (https://www.google.com/maps/place/170%20MAIN%20STREET,AURORA,NY)	Graph	2	\$46,671.60	\$45,843.20	\$45,843.20	\$47,500.00
Totals	Graph	2	\$46,671.60	\$45,843.20	\$45,843.20	\$47,500.00

Employer Name/Worksite Address	Graph	Count	Mean Wage	Median Wage	Lowest Wage	Highest Wage
WELLS COLLEGE, 170 MAIN STREET, AURORA, NY (https://www.google.com/maps/place/170%20MAIN%20STREET,AURORA,NY)	Graph	2	\$46,671.60	\$45,843.20	\$45,843.20	\$47,500.00
Totals	Graph	2	\$46,671.60	\$45,843.20	\$45,843.20	\$47,500.00

Latitude: 42.745739 Longitude: -73.865048

Employer Name/Worksite Address	Graph	Count	Mean Wage	Median Wage	Lowest Wage	Highest Wage
CODE ACE SOLUTIONS, INC., HARRIMAN CAMPUS, BUILDING 5, ALBANY, NY (https://www.google.com/maps/place/HARRIMAN%20CAMPUS,%20BUILDING%205,ALBANY,NY)	Graph	1	\$93,600.00	\$93,600.00	\$93,600.00	\$93,600.00
Totals	Graph	1	\$93,600.00	\$93,600.00	\$93,600.00	\$93,600.00

Latitude: 42.747428 Longitude: -73.707484

Employer Name/Worksite Address	Graph	Count	Mean Wage	Median Wage	Lowest Wage	Highest Wage
DELOITTE CONSULTING LLP, 21 ELM STREET, MAPLEWOOD, NY (https://www.google.com/maps/place/21%20ELM%20STREET,MAPLEWOOD,NY)	Graph	15	\$104,000.00	\$104,000.00	\$104,000.00	\$104,000.00
DELOITTE CONSULTING LLP, 21 ELM STREET, WATERVLIT, NY (https://www.google.com/maps/place/21%20ELM%20STREET,WATERVLIT,NY)	Graph	81	\$101,720.11	\$88,005.00	\$67,018.00	\$139,880.00
Totals	Graph	96	\$102,076.34	\$88,005.00	\$67,018.00	\$139,880.00

Latitude: 42.748947 Longitude: -73.695501

Employer Name/Worksite Address	Graph	Count	Mean Wage	Median Wage	Lowest Wage	Highest Wage
CRYSTAL IS, INC., 70 COHOES AVE., GREEN ISLAND, NY (https://www.google.com/maps/place/70%20COHOES%20AVE.,GREEN%20ISLAND,NY)	Graph	1	\$72,009.60	\$72,009.60	\$72,009.60	\$72,009.60
ECOVATIVE DESIGN, LLC, 70 COHOES AVENUE, GREEN ISLAND, NY (https://www.google.com/maps/place/70%20COHOES%20AVENUE,GREEN%20ISLAND,NY)	Graph	1	\$38,188.80	\$38,188.80	\$38,188.80	\$38,188.80
Totals	Graph	2	\$55,099.20	\$38,188.80	\$38,188.80	\$72,009.60

Employer Name/Worksite Address	Graph	Count	Mean Wage	Median Wage	Lowest Wage	Highest Wage
CRYSTAL IS, INC., 70 COHOES AVE, GREEN ISLAND, NY (https://www.google.com/maps/place/70%20COHOES%20AVE,GREEN%20ISLAND,NY)	Graph	1	\$72,009.60	\$72,009.60	\$72,009.60	\$72,009.60
ECOVATIVE DESIGN, LLC, 70 COHOES AVENUE, GREEN ISLAND, NY (https://www.google.com/maps/place/70%20COHOES%20AVENUE,GREEN%20ISLAND,NY)	Graph	1	\$38,188.80	\$38,188.80	\$38,188.80	\$38,188.80
Totals	Graph	2	\$55,099.20	\$38,188.80	\$38,188.80	\$72,009.60

Latitude: 42.750642 Longitude: -73.602175

Employer Name/Worksite Address	Graph	Count	Mean Wage	Median Wage	Lowest Wage	Highest Wage
I 5 TECH, INC, 200 BROADWAY TROY, TROY, NY (https://www.google.com/maps/place/200%20BROADWAY%20TROY,TROY,NY)	Graph	1	\$73,700.00	\$73,700.00	\$73,700.00	\$73,700.00
R SQUARE, INC, NEW YORK STATE - OCFS - ITS, TROY, NY (https://www.google.com/maps/place/NEW%20YORK%20STATE%20-%20OCFS%20-%20ITS,TROY,NY)	Graph	1	\$77,000.00	\$77,000.00	\$77,000.00	\$77,000.00
Totals	Graph	2	\$75,350.00	\$73,700.00	\$73,700.00	\$77,000.00

Latitude: 42.751498 Longitude: -78.763212

Employer Name/Employer Address	Graph	Count	Mean Wage	Median Wage	Lowest Wage	Highest Wage
ABSOLUT CENTER FOR NURSING AND REHABILITATION ORCHARD PARK LLC, 6060 ARMOR ROAD, ORCHARD PARK, NY (https://www.google.com/maps/place/6060%20ARMOR%20ROAD,ORCHARD%20PARK,NY)	Graph	1	\$64,350.00	\$64,350.00	\$64,350.00	\$64,350.00
Totals	Graph	1	\$64,350.00	\$64,350.00	\$64,350.00	\$64,350.00

Employer Name/Worksite Address	Graph	Count	Mean Wage	Median Wage	Lowest Wage	Highest Wage
ABSOLUT CENTER FOR NURSING AND REHABILITATION ORCHARD PARK LLC, 6060 ARMOR ROAD, ORCHARD PARK, NY (https://www.google.com/maps/place/6060%20ARMOR%20ROAD,ORCHARD%20PARK,NY)	Graph	11	\$55,732.18	\$54,870.40	\$54,870.40	\$64,350.00
Totals	Graph	11	\$55,732.18	\$54,870.40	\$54,870.40	\$64,350.00

Latitude: 42.751655 Longitude: -73.638843

Employer Name/Worksite Address	Graph	Count	Mean Wage	Median Wage	Lowest Wage	Highest Wage
DIONA (US), INC, 407 BRUNSWICK DRIVE, TROY, NY (https://www.google.com/maps/place/407%20BRUNSWICK%20DRIVE,TROY,NY)	Graph	1	\$125,000.00	\$125,000.00	\$125,000.00	\$125,000.00
Totals	Graph	1	\$125,000.00	\$125,000.00	\$125,000.00	\$125,000.00

Latitude: 42.753179 Longitude: -73.776737

Employer Name/Worksite Address	Graph	Count	Mean Wage	Median Wage	Lowest Wage	Highest Wage
QUALITY MATRIX INC, FIDELIS CARE, LATHAM, NY (https://www.google.com/maps/place/FIDELIS%20CARE,LATHAM,NY)	Graph	1	\$66,250.00	\$66,250.00	\$66,250.00	\$66,250.00
Totals	Graph	1	\$66,250.00	\$66,250.00	\$66,250.00	\$66,250.00

Latitude: 42.753427 Longitude: -73.778615

Employer Name/Worksite Address	Graph	Count	Mean Wage	Median Wage	Lowest Wage	Highest Wage
NATSOFT CORPORATION, 14 WADE RD, LATHAM, NY (https://www.google.com/maps/place/14%20WADE%20RD,LATHAM,NY)	Graph	1	\$69,000.00	\$69,000.00	\$69,000.00	\$69,000.00
Totals	Graph	1	\$69,000.00	\$69,000.00	\$69,000.00	\$69,000.00

Latitude: 42.75438 Longitude: -73.818277

Employer Name/Employer Address	Graph	Count	Mean Wage	Median Wage	Lowest Wage	Highest Wage
--------------------------------	-------	-------	-----------	-------------	-------------	--------------

Employer Name/Employer Address	Graph	Count	Mean Wage	Median Wage	Lowest Wage	Highest Wage
INTEGRAOPTICS INC., 745 ALBANY SHAKER ROAD, LATHAM, NY (https://www.google.com/maps/place/745%20ALBANY%20SHAKER%20ROAD,LATHAM,NY)	Graph	1	\$48,000.00	\$48,000.00	\$48,000.00	\$48,000.00
Totals	Graph	1	\$48,000.00	\$48,000.00	\$48,000.00	\$48,000.00

Employer Name/Worksite Address	Graph	Count	Mean Wage	Median Wage	Lowest Wage	Highest Wage
INTEGRAOPTICS INC., 745 ALBANY SHAKER ROAD, LATHAM, NY (https://www.google.com/maps/place/745%20ALBANY%20SHAKER%20ROAD,LATHAM,NY)	Graph	1	\$48,000.00	\$48,000.00	\$48,000.00	\$48,000.00
Totals	Graph	1	\$48,000.00	\$48,000.00	\$48,000.00	\$48,000.00

Latitude: 42.756063 Longitude: -73.776172

Employer Name/Employer Address	Graph	Count	Mean Wage	Median Wage	Lowest Wage	Highest Wage
SOUTH COL ENGINEERING, P.C., 678 TROY-SCHENECTADY ROAD, LATHAM, NY (https://www.google.com/maps/place/678%20TROY-SCHENECTADY%20ROAD,LATHAM,NY)	Graph	1	\$65,000.00	\$65,000.00	\$65,000.00	\$65,000.00
Totals	Graph	1	\$65,000.00	\$65,000.00	\$65,000.00	\$65,000.00

Employer Name/Worksite Address	Graph	Count	Mean Wage	Median Wage	Lowest Wage	Highest Wage
SOUTH COL ENGINEERING, P.C., 678 TROY-SCHENECTADY ROAD, LATHAM, NY (https://www.google.com/maps/place/678%20TROY-SCHENECTADY%20ROAD,LATHAM,NY)	Graph	1	\$65,000.00	\$65,000.00	\$65,000.00	\$65,000.00
Totals	Graph	1	\$65,000.00	\$65,000.00	\$65,000.00	\$65,000.00

Latitude: 42.756469 Longitude: -73.776897

Employer Name/Worksite Address	Graph	Count	Mean Wage	Median Wage	Lowest Wage	Highest Wage
CREATIVE INFORMATION TECHNOLOGY INC., 711 TROY SCHENECTADY ROAD, LATHAM, NY (https://www.google.com/maps/place/711%20TROY%20SCHENECTADY%20ROAD,LATHAM,NY)	Graph	1	\$60,000.00	\$60,000.00	\$60,000.00	\$60,000.00
CAPGEMINI AMERICA INC, 711 TROY SCHENECTADY RD, LATHAM, NY (https://www.google.com/maps/place/711%20TROY%20SCHENECTADY%20RD,LATHAM,NY)	Graph	6	\$117,700.00	\$116,100.00	\$116,100.00	\$119,300.00
Totals	Graph	7	\$109,457.14	\$116,100.00	\$60,000.00	\$119,300.00

Latitude: 42.757218 Longitude: -73.797032

Employer Name/Employer Address	Graph	Count	Mean Wage	Median Wage	Lowest Wage	Highest Wage
PHILIPS MEDICAL SYSTEMS MR, INC., 450 OLD NISKAYUNA ROAD, LATHAM, NY (https://www.google.com/maps/place/450%20OLD%20NISKAYUNA%20ROAD,LATHAM,NY)	Graph	1	\$85,369.58	\$85,369.58	\$85,369.58	\$85,369.58
Totals	Graph	1	\$85,369.58	\$85,369.58	\$85,369.58	\$85,369.58

Employer Name/Worksite Address	Graph	Count	Mean Wage	Median Wage	Lowest Wage	Highest Wage
PHILIPS MEDICAL SYSTEMS MR, INC., 450 OLD NISKAYUNA ROAD, LATHAM, NY (https://www.google.com/maps/place/450%20OLD%20NISKAYUNA%20ROAD,LATHAM,NY)	Graph	1	\$85,369.58	\$85,369.58	\$85,369.58	\$85,369.58
Totals	Graph	1	\$85,369.58	\$85,369.58	\$85,369.58	\$85,369.58

Latitude: 42.757547 Longitude: -73.78028

Employer Name/Employer Address	Graph	Count	Mean Wage	Median Wage	Lowest Wage	Highest Wage

Employer Name/Employer Address	Graph	Count	Mean Wage	Median Wage	Lowest Wage	Highest Wage
CURRIER, MCCABE & ASSOCIATES, INC., 700 TROY SCHENECTADY ROAD, LATHAM, NY (https://www.google.com/maps/place/700%20TROY%20SCHENECTADY%20ROAD,LATHAM,NY)	Graph	2	\$92,500.00	\$75,000.00	\$75,000.00	\$110,000.00
Totals	Graph	2	\$92,500.00	\$75,000.00	\$75,000.00	\$110,000.00

Employer Name/Worksite Address	Graph	Count	Mean Wage	Median Wage	Lowest Wage	Highest Wage
IMATRIX CORP, 700 TROY SCHENECTADY ROAD, LATHAM, NY (https://www.google.com/maps/place/700%20TROY%20SCHENECTADY%20ROAD,LATHAM,NY)	Graph	1	\$70,000.00	\$70,000.00	\$70,000.00	\$70,000.00
NATSOFT CORPORATION, 700 TROY-SCHENECTADY ROAD, LATHAM, NY (https://www.google.com/maps/place/700%20TROY-SCHENECTADY%20ROAD,LATHAM,NY)	Graph	2	\$79,500.00	\$69,000.00	\$69,000.00	\$90,000.00
Totals	Graph	3	\$76,333.33	\$70,000.00	\$69,000.00	\$90,000.00

Latitude: 42.75879 Longitude: -73.816227

Employer Name/Worksite Address	Graph	Count	Mean Wage	Median Wage	Lowest Wage	Highest Wage
PALVAI GLOBAL SERVICES INC, 4 BRITISH AMERICAN BLVD, LATHAM, NY (https://www.google.com/maps/place/4%20BRITISH%20AMERICAN%20BLVD,LATHAM,NY)	Graph	3	\$74,076.00	\$70,762.00	\$64,813.00	\$86,653.00
Totals	Graph	3	\$74,076.00	\$70,762.00	\$64,813.00	\$86,653.00

Latitude: 42.758963 Longitude: -73.817356

Employer Name/Worksite Address	Graph	Count	Mean Wage	Median Wage	Lowest Wage	Highest Wage
EMERSON PROCESS MANAGEMENT POWER & WATER SOLUTIONS, 6 BRITISH AMERICAN BOULEVARD, LATHAM, NY (https://www.google.com/maps/place/6%20BRITISH%20AMERICAN%20BOULEVARD,LATHAM,NY)	Graph	2	\$123,094.00	\$123,094.00	\$123,094.00	\$123,094.00
Totals	Graph	2	\$123,094.00	\$123,094.00	\$123,094.00	\$123,094.00

Latitude: 42.759201 Longitude: -73.818089

Employer Name/Employer Address	Graph	Count	Mean Wage	Median Wage	Lowest Wage	Highest Wage
LEADINGAGE NEW YORK, INC., 13 BRITISH AMERICAN BOULEVARD, LATHAM, NY (https://www.google.com/maps/place/13%20BRITISH%20AMERICAN%20BOULEVARD,LATHAM,NY)	Graph	1	\$65,000.00	\$65,000.00	\$65,000.00	\$65,000.00
Totals	Graph	1	\$65,000.00	\$65,000.00	\$65,000.00	\$65,000.00

Employer Name/Worksite Address	Graph	Count	Mean Wage	Median Wage	Lowest Wage	Highest Wage
LEADINGAGE NEW YORK, INC., 13 BRITISH AMERICAN BOULEVARD, LATHAM, NY (https://www.google.com/maps/place/13%20BRITISH%20AMERICAN%20BOULEVARD,LATHAM,NY)	Graph	1	\$65,000.00	\$65,000.00	\$65,000.00	\$65,000.00
Totals	Graph	1	\$65,000.00	\$65,000.00	\$65,000.00	\$65,000.00

Latitude: 42.759479 Longitude: -73.821804

Employer Name/Worksite Address	Graph	Count	Mean Wage	Median Wage	Lowest Wage	Highest Wage
ESENSE, INC., 13 CORNELL RD, LATHAM, NY (https://www.google.com/maps/place/13%20CORNELL%20RD,LATHAM,NY)	Graph	1	\$70,000.00	\$70,000.00	\$70,000.00	\$70,000.00
ICS GLOBAL SOFT INC, 13 CORNELL ROAD, LATHAM, NY (https://www.google.com/maps/place/13%20CORNELL%20ROAD,LATHAM,NY)	Graph	8	\$78,559.38	\$65,000.00	\$55,619.00	\$122,720.00
Totals	Graph	9	\$77,608.33	\$70,000.00	\$55,619.00	\$122,720.00

Latitude: 42.759562 Longitude: -73.704368

Employer Name/Employer Address	Graph	Count	Mean Wage	Median Wage	Lowest Wage	Highest Wage
SCHONWETTER ENTERPRISES INC., 41 LARK STREET, COHOES, NY (https://www.google.com/maps/place/41%20LARK%20STREET,COHOES,NY)	Graph	2	\$65,000.00	\$55,000.00	\$55,000.00	\$75,000.00
Totals	Graph	2	\$65,000.00	\$55,000.00	\$55,000.00	\$75,000.00

Employer Name/Worksite Address	Graph	Count	Mean Wage	Median Wage	Lowest Wage	Highest Wage
SCHONWETTER ENTERPRISES INC., 41 LARK STREET, COHOES, NY (https://www.google.com/maps/place/41%20LARK%20STREET,COHOES,NY)	Graph	2	\$65,000.00	\$55,000.00	\$55,000.00	\$75,000.00
Totals	Graph	2	\$65,000.00	\$55,000.00	\$55,000.00	\$75,000.00

Latitude: 42.759797 Longitude: -73.766072

Employer Name/Employer Address	Graph	Count	Mean Wage	Median Wage	Lowest Wage	Highest Wage
UPSTATE VETERINARY SPECIALTIES, PLLC, 152 SPARROWBUSH ROAD, LATHAM, NY (https://www.google.com/maps/place/152%20SPARROWBUSH%20ROAD,LATHAM,NY)	Graph	1	\$120,000.00	\$120,000.00	\$120,000.00	\$120,000.00
Totals	Graph	1	\$120,000.00	\$120,000.00	\$120,000.00	\$120,000.00

Employer Name/Worksite Address	Graph	Count	Mean Wage	Median Wage	Lowest Wage	Highest Wage
UPSTATE VETERINARY SPECIALTIES, PLLC, 152 SPARROWBUSH ROAD, LATHAM, NY (https://www.google.com/maps/place/152%20SPARROWBUSH%20ROAD,LATHAM,NY)	Graph	1	\$120,000.00	\$120,000.00	\$120,000.00	\$120,000.00
Totals	Graph	1	\$120,000.00	\$120,000.00	\$120,000.00	\$120,000.00

Latitude: 42.762371 Longitude: -73.82414

Employer Name/Worksite Address	Graph	Count	Mean Wage	Median Wage	Lowest Wage	Highest Wage
NEW YORK STATE CATHOLIC HEALTH PLAN INC, 31 BRITISH AMERICAN BOULEVARD, LATHAM, NY (https://www.google.com/maps/place/31%20BRITISH%20AMERICAN%20BOULEVARD,LATHAM,NY)	Graph	1	\$84,800.00	\$84,800.00	\$84,800.00	\$84,800.00
NEW YORK STATE CATHOLIC HEALTH PLAN, INC., 31 BRITISH AMERICAN BLVD., LATHAM, NY (https://www.google.com/maps/place/31%20BRITISH%20AMERICAN%20BLVD.,LATHAM,NY)	Graph	2	\$71,365.00	\$65,541.00	\$65,541.00	\$77,189.00
DELOITTE CONSULTING LLP, 31 BRITISH AMERICAN BLVD, LATHAM, NY (https://www.google.com/maps/place/31%20BRITISH%20AMERICAN%20BLVD,LATHAM,NY)	Graph	6	\$159,962.00	\$154,918.00	\$154,918.00	\$165,006.00
XCELTECH, INC, 31 BRITISH AMERICAN BLVD, LATHAM, NY (https://www.google.com/maps/place/31%20BRITISH%20AMERICAN%20BLVD,LATHAM,NY)	Graph	8	\$61,020.00	\$60,000.00	\$55,619.00	\$66,560.00
Totals	Graph	17	\$98,556.59	\$66,560.00	\$55,619.00	\$165,006.00

Latitude: 42.762577 Longitude: -73.814358

Employer Name/Employer Address	Graph	Count	Mean Wage	Median Wage	Lowest Wage	Highest Wage
PLUG POWER INC., 968 ALBANY SHAKER ROAD, LATHAM, NY (https://www.google.com/maps/place/968%20ALBANY%20SHAKER%20ROAD,LATHAM,NY)	Graph	1	\$67,413.00	\$67,413.00	\$67,413.00	\$67,413.00
Totals	Graph	1	\$67,413.00	\$67,413.00	\$67,413.00	\$67,413.00

Employer Name/Worksite Address	Graph	Count	Mean Wage	Median Wage	Lowest Wage	Highest Wage
PLUG POWER INC., 968 ALBANY SHAKER ROAD, LATHAM, NY (https://www.google.com/maps/place/968%20ALBANY%20SHAKER%20ROAD,LATHAM,NY)	Graph	1	\$67,413.00	\$67,413.00	\$67,413.00	\$67,413.00
Totals	Graph	1	\$67,413.00	\$67,413.00	\$67,413.00	\$67,413.00

Latitude: 42.765096 Longitude: -73.755801

Employer Name/Employer Address	Graph	Count	Mean Wage	Median Wage	Lowest Wage	Highest Wage
ANGIODYNAMICS, INC., 14 PLAZA DRIVE, LATHAM, NY (https://www.google.com/maps/place/14%20PLAZA%20DRIVE,LATHAM,NY)	Graph	1	\$57,200.00	\$57,200.00	\$57,200.00	\$57,200.00
Totals	Graph	1	\$57,200.00	\$57,200.00	\$57,200.00	\$57,200.00

Employer Name/Worksite Address	Graph	Count	Mean Wage	Median Wage	Lowest Wage	Highest Wage
ANGIODYNAMICS, INC., 14 PLAZA DRIVE, LATHAM, NY (https://www.google.com/maps/place/14%20PLAZA%20DRIVE,LATHAM,NY)	Graph	1	\$57,200.00	\$57,200.00	\$57,200.00	\$57,200.00
Totals	Graph	1	\$57,200.00	\$57,200.00	\$57,200.00	\$57,200.00

Latitude: 42.768115 Longitude: -78.623584

Employer Name/Worksite Address	Graph	Count	Mean Wage	Median Wage	Lowest Wage	Highest Wage
GRANDISON MANAGEMENT, INC., 292 MAIN STREET, EAST AURORA, NY (https://www.google.com/maps/place/292%20MAIN%20STREET,EAST%20AURORA,NY)	Graph	10	\$54,870.40	\$54,870.40	\$54,870.40	\$54,870.40
Totals	Graph	10	\$54,870.40	\$54,870.40	\$54,870.40	\$54,870.40

Latitude: 42.771408 Longitude: -73.75428

Employer Name/Worksite Address	Graph	Count	Mean Wage	Median Wage	Lowest Wage	Highest Wage
SMRT, INC., 11 CENTURY HILL DRIVE, SUITE 207, LATHAM, NY (https://www.google.com/maps/place/11%20CENTURY%20HILL%20DRIVE,%20SUITE%20207,LATHAM,NY)	Graph	1	\$123,094.00	\$123,094.00	\$123,094.00	\$123,094.00
Totals	Graph	1	\$123,094.00	\$123,094.00	\$123,094.00	\$123,094.00

Latitude: 42.771493 Longitude: -73.755105

Employer Name/Worksite Address	Graph	Count	Mean Wage	Median Wage	Lowest Wage	Highest Wage
CAPGEMINI AMERICA, INC. (LEGACY CAPGEMINI FINANCIAL SERVICES, INC.), 30 CENTURY HILL DRIVE, LATHAM, NY (https://www.google.com/maps/place/30%20CENTURY%20HILL%20DRIVE,LATHAM,NY)	Graph	2	\$99,259.00	\$92,518.00	\$92,518.00	\$106,000.00
CAPGEMINI AMERICA INC, 30 CENTURY HILL DR, LATHAM, NY (https://www.google.com/maps/place/30%20CENTURY%20HILL%20DR,LATHAM,NY)	Graph	14	\$74,808.71	\$75,500.00	\$71,800.00	\$76,211.00
Totals	Graph	16	\$77,865.00	\$75,500.00	\$71,800.00	\$106,000.00

Latitude: 42.772264 Longitude: -78.610561

Employer Name/Employer Address	Graph	Count	Mean Wage	Median Wage	Lowest Wage	Highest Wage
FISHER-PRICE, INC., 636 GIRARD AVENUE, EAST AURORA, NY (https://www.google.com/maps/place/636%20GIRARD%20AVENUE,EAST%20AURORA,NY)	Graph	4	\$110,304.50	\$90,218.00	\$85,000.00	\$133,000.00
Totals	Graph	4	\$110,304.50	\$90,218.00	\$85,000.00	\$133,000.00

Employer Name/Worksite Address	Graph	Count	Mean Wage	Median Wage	Lowest Wage	Highest Wage
FISHER-PRICE, INC., 636 GIRARD AVE., EAST AURORA, NY (https://www.google.com/maps/place/636%20GIRARD%20AVE.,EAST%20AURORA,NY)	Graph	1	\$85,000.00	\$85,000.00	\$85,000.00	\$85,000.00
FISHER-PRICE, INC., 636 GIRARD AVENUE, EAST AURORA, NY (https://www.google.com/maps/place/636%20GIRARD%20AVENUE,EAST%20AURORA,NY)	Graph	2	\$132,609.00	\$90,218.00	\$90,218.00	\$175,000.00

Employer Name/Worksite Address	Graph	Count	Mean Wage	Median Wage	Lowest Wage	Highest Wage
Totals	Graph	3	\$116,739.33	\$90,218.00	\$85,000.00	\$175,000.00

Latitude: 42.774062 Longitude: -73.897248

Employer Name/Worksite Address	Graph	Count	Mean Wage	Median Wage	Lowest Wage	Highest Wage
COMTEK GLOBAL, INC., 500A BALLTOWN RD, SCHENECTADY, NY (https://www.google.com/maps/place/500A%20BALLTOWN%20RD,SCHENECTADY,NY)	Graph	1	\$70,800.00	\$70,800.00	\$70,800.00	\$70,800.00
PAMTEN, INC., NYS ITS, SCHENECTADY, NY (https://www.google.com/maps/place/NYS%20ITS,SCHENECTADY,NY)	Graph	1	\$78,000.00	\$78,000.00	\$78,000.00	\$78,000.00
XTGLOBAL, INC, 500A BALLTOWN ROAD, SCHENECTADY, NY (https://www.google.com/maps/place/500A%20BALLTOWN%20ROAD,SCHENECTADY,NY)	Graph	1	\$84,000.00	\$84,000.00	\$84,000.00	\$84,000.00
YASHCO SYSTEMS, INC., 500 BALLTOWN ROAD, SCHENECTADY, NY (https://www.google.com/maps/place/500%20BALLTOWN%20ROAD,SCHENECTADY,NY)	Graph	1	\$72,800.00	\$72,800.00	\$72,800.00	\$72,800.00
SUPERIOR SOFTWARE AND TECHNOLOGY SOLUTIONS, LLC., 500 A BALLTOWN ROAD, SCHENECTADY, NY (https://www.google.com/maps/place/500%20A%20BALLTOWN%20ROAD,SCHENECTADY,NY)	Graph	2	\$61,000.00	\$61,000.00	\$61,000.00	\$61,000.00
Totals	Graph	6	\$71,266.67	\$70,800.00	\$61,000.00	\$84,000.00

Latitude: 42.774063 Longitude: -73.86118

Employer Name/Employer Address	Graph	Count	Mean Wage	Median Wage	Lowest Wage	Highest Wage
INTELLIDATA INFORMATION TECHNOLOGY LLC, 796 RED OAK DRIVE, NISKAYUNA, NY (https://www.google.com/maps/place/796%20RED%20OAK%20DRIVE,NISKAYUNA,NY)	Graph	1	\$66,000.00	\$66,000.00	\$66,000.00	\$66,000.00
Totals	Graph	1	\$66,000.00	\$66,000.00	\$66,000.00	\$66,000.00

Employer Name/Worksite Address	Graph	Count	Mean Wage	Median Wage	Lowest Wage	Highest Wage
INTELLIDATA INFORMATION TECHNOLOGY LLC, 796 RED OAK DRIVE, NISKAYUNA, NY (https://www.google.com/maps/place/796%20RED%20OAK%20DRIVE,NISKAYUNA,NY)	Graph	1	\$66,000.00	\$66,000.00	\$66,000.00	\$66,000.00
Totals	Graph	1	\$66,000.00	\$66,000.00	\$66,000.00	\$66,000.00

Latitude: 42.776704 Longitude: -73.893463

Employer Name/Worksite Address	Graph	Count	Mean Wage	Median Wage	Lowest Wage	Highest Wage
INFOMERICA, INC., 500 BALLTOWN ROAD, SCHNECTADY, NY (https://www.google.com/maps/place/500%20BALLTOWN%20ROAD,SCHNECTADY,NY)	Graph	1	\$75,608.00	\$75,608.00	\$75,608.00	\$75,608.00
NTT DATA, INC., 500-A BALLTOWN RD., SCHENECTADY, NY (https://www.google.com/maps/place/500-A%20BALLTOWN%20RD.,SCHENECTADY,NY)	Graph	1	\$94,370.00	\$94,370.00	\$94,370.00	\$94,370.00
PANHA SOLUTIONS INC., 500A BALLTOWN ROAD, SCHENECTADY, NY (https://www.google.com/maps/place/500A%20BALLTOWN%20ROAD,SCHENECTADY,NY)	Graph	1	\$98,000.00	\$98,000.00	\$98,000.00	\$98,000.00
DELASOFT, INC., 500 BALLTOWN RD, SCHENECTADY, NY (https://www.google.com/maps/place/500%20BALLTOWN%20RD,SCHENECTADY,NY)	Graph	2	\$69,582.50	\$60,000.00	\$60,000.00	\$79,165.00
SPERIDIAN TECHNOLOGIES, LLC, 500 BALLTOWN ROAD, SCHENECTADY, NY (https://www.google.com/maps/place/500%20BALLTOWN%20ROAD,SCHENECTADY,NY)	Graph	7	\$71,124.29	\$68,000.00	\$60,000.00	\$84,390.00
Totals	Graph	12	\$75,417.75	\$75,608.00	\$60,000.00	\$98,000.00

Latitude: 42.777066 Longitude: -73.893453

Employer Name/Worksite Address	Graph	Count	Mean Wage	Median Wage	Lowest Wage	Highest Wage

Employer Name/Worksite Address	Graph	Count	Mean Wage	Median Wage	Lowest Wage	Highest Wage
A CARING DOCTOR (MINNESOTA), P.A., 406 BALLTOWN ROAD, SCHENECTADY, NY (https://www.google.com/maps/place/406%20BALLTOWN%20ROAD,SCHENECTADY,NY)	Graph	1	\$96,700.00	\$96,700.00	\$96,700.00	\$96,700.00
Totals	Graph	1	\$96,700.00	\$96,700.00	\$96,700.00	\$96,700.00

Latitude: 42.779075 Longitude: -73.893917

Employer Name/Worksite Address	Graph	Count	Mean Wage	Median Wage	Lowest Wage	Highest Wage
TECHVISION CO, 500 BALL TOWN ROAD, SCHENECTADY, NY (https://www.google.com/maps/place/500%20BALL%20TOWN%20ROAD,SCHENECTADY,NY)	Graph	2	\$68,000.00	\$66,000.00	\$66,000.00	\$70,000.00
Totals	Graph	2	\$68,000.00	\$66,000.00	\$66,000.00	\$70,000.00

Latitude: 42.779237 Longitude: -78.811238

Employer Name/Worksite Address	Graph	Count	Mean Wage	Median Wage	Lowest Wage	Highest Wage
NATIONAL VISION INC., S3840 MCKINLEY PKWY, BLASDELL, NY (https://www.google.com/maps/place/S3840%20MCKINLEY%20PKWY,BLASDELL,NY)	Graph	1	\$115,000.00	\$115,000.00	\$115,000.00	\$115,000.00
Totals	Graph	1	\$115,000.00	\$115,000.00	\$115,000.00	\$115,000.00

Latitude: 42.78516 Longitude: -78.750464

Employer Name/Worksite Address	Graph	Count	Mean Wage	Median Wage	Lowest Wage	Highest Wage
WNY MEDICAL, P.C., 3595 EGGERT ROAD, ORCHARD PARK, NY (https://www.google.com/maps/place/3595%20EGGERT%20ROAD,ORCHARD%20PARK,NY)	Graph	1	\$83,200.00	\$83,200.00	\$83,200.00	\$83,200.00
Totals	Graph	1	\$83,200.00	\$83,200.00	\$83,200.00	\$83,200.00

Latitude: 42.792381 Longitude: -78.768054

Employer Name/Worksite Address	Graph	Count	Mean Wage	Median Wage	Lowest Wage	Highest Wage
THE MENTHOLATUM COMPANY, 707 STERLING DRIVE, ORCHARD PARK, NY (https://www.google.com/maps/place/707%20STERLING%20DRIVE,ORCHARD%20PARK,NY)	Graph	1	\$64,500.28	\$64,500.28	\$64,500.28	\$64,500.28
Totals	Graph	1	\$64,500.28	\$64,500.28	\$64,500.28	\$64,500.28

Employer Name/Worksite Address	Graph	Count	Mean Wage	Median Wage	Lowest Wage	Highest Wage
THE MENTHOLATUM COMPANY, 707 STERLING DRIVE, ORCHARD PARK, NY (https://www.google.com/maps/place/707%20STERLING%20DRIVE,ORCHARD%20PARK,NY)	Graph	1	\$64,500.28	\$64,500.28	\$64,500.28	\$64,500.28
Totals	Graph	1	\$64,500.28	\$64,500.28	\$64,500.28	\$64,500.28

Latitude: 42.795773 Longitude: -77.824928

Employer Name/Worksite Address	Graph	Count	Mean Wage	Median Wage	Lowest Wage	Highest Wage
STATE UNIVERSITY OF NEW YORK - GENESEO, 1 COLLEGE CIRCLE, GENESEO, NY (https://www.google.com/maps/place/1%20COLLEGE%20CIRCLE,GENESEO,NY)	Graph	2	\$46,750.00	\$46,000.00	\$46,000.00	\$47,500.00
STATE UNIVERSITY OF NEW YORK AT GENESEO, 1 COLLEGE CIRCLE, GENESEO, NY (https://www.google.com/maps/place/1%20COLLEGE%20CIRCLE,GENESEO,NY)	Graph	3	\$59,666.67	\$60,000.00	\$57,000.00	\$62,000.00
Totals	Graph	5	\$54,500.00	\$57,000.00	\$46,000.00	\$62,000.00

Employer Name/Worksite Address	Graph	Count	Mean Wage	Median Wage	Lowest Wage	Highest Wage
STATE UNIVERSITY OF NEW YORK - GENESEO, I COLLEGE CIRCLE, GENESEO, NY (https://www.google.com/maps/place/I%20COLLEGE%20CIRCLE,GENESEO,NY)	Graph	2	\$46,750.00	\$46,000.00	\$46,000.00	\$47,500.00
STATE UNIVERSITY OF NEW YORK AT GENESEO, 1 COLLEGE CIRCLE, GENESEO, NY (https://www.google.com/maps/place/1%20COLLEGE%20CIRCLE,GENESEO,NY)	Graph	3	\$59,666.67	\$60,000.00	\$57,000.00	\$62,000.00
Totals	Graph	5	\$54,500.00	\$57,000.00	\$46,000.00	\$62,000.00

Latitude: 42.796415 Longitude: -78.62154

Employer Name/Employer Address	Graph	Count	Mean Wage	Median Wage	Lowest Wage	Highest Wage
SERVOTRONICS, INC., 1110 MAPLE STREET, ELMA, NY (https://www.google.com/maps/place/1110%20MAPLE%20STREET,ELMA,NY)	Graph	1	\$100,000.00	\$100,000.00	\$100,000.00	\$100,000.00
Totals	Graph	1	\$100,000.00	\$100,000.00	\$100,000.00	\$100,000.00

Employer Name/Worksite Address	Graph	Count	Mean Wage	Median Wage	Lowest Wage	Highest Wage
SERVOTRONICS, INC., 1110 MAPLE STREET, ELMA, NY (https://www.google.com/maps/place/1110%20MAPLE%20STREET,ELMA,NY)	Graph	1	\$100,000.00	\$100,000.00	\$100,000.00	\$100,000.00
Totals	Graph	1	\$100,000.00	\$100,000.00	\$100,000.00	\$100,000.00

Latitude: 42.798681 Longitude: -73.928839

Employer Name/Employer Address	Graph	Count	Mean Wage	Median Wage	Lowest Wage	Highest Wage
SUPERPOWER, INC., 450 DUANE AVENUE, SCHENECTADY, NY (https://www.google.com/maps/place/450%20DUANE%20AVENUE,SCHENECTADY,NY)	Graph	1	\$71,573.00	\$71,573.00	\$71,573.00	\$71,573.00
Totals	Graph	1	\$71,573.00	\$71,573.00	\$71,573.00	\$71,573.00

Employer Name/Worksite Address	Graph	Count	Mean Wage	Median Wage	Lowest Wage	Highest Wage
SUPERPOWER, INC., 450 DUANE AVENUE, SCHENECTADY, NY (https://www.google.com/maps/place/450%20DUANE%20AVENUE,SCHENECTADY,NY)	Graph	1	\$71,573.00	\$71,573.00	\$71,573.00	\$71,573.00
Totals	Graph	1	\$71,573.00	\$71,573.00	\$71,573.00	\$71,573.00

Latitude: 42.799142 Longitude: -73.727759

Employer Name/Worksite Address	Graph	Count	Mean Wage	Median Wage	Lowest Wage	Highest Wage
RUSIT CONSULTING INC, 412 VINEYARD STREET, COHOES, NY (https://www.google.com/maps/place/412%20VINEYARD%20STREET,COHOES,NY)	Graph	1	\$85,000.00	\$85,000.00	\$85,000.00	\$85,000.00
Totals	Graph	1	\$85,000.00	\$85,000.00	\$85,000.00	\$85,000.00

Latitude: 42.799189 Longitude: -73.869551

Employer Name/Worksite Address	Graph	Count	Mean Wage	Median Wage
MARS IT CORP, GE POWER AND WATER, SCHENECTADY, NY (https://www.google.com/maps/place/GE%20POWER%20AND%20WATER,SCHENECTADY,NY)	Graph	1	\$100,000.00	\$100,000.00
SDG CORPORATION, GENERAL ELECTRIC, 1 RIVER ROAD, BUILDING 5, SCHENECTADY, NY (https://www.google.com/maps/place/GENERAL%20ELECTRIC,%201%20RIVER%20ROAD,%20BUILDING%205,SCHENECTADY,NY)	Graph	1	\$89,270.00	\$89,270.00
TATA CONSULTANCY SERVICES LIMITED, 2690 BALLTOWN ROAD, NISKAYUNA, NY (https://www.google.com/maps/place/2690%20BALLTOWN%20ROAD,NISKAYUNA,NY)	Graph	1	\$61,714.00	\$61,714.00

Employer Name/Worksite Address	Graph	Count	Mean Wage	Median Wage
UST GLOBAL INC., 2690 BALLTOWN ROAD BUILDING 610, SCHENECTADY, NY (https://www.google.com/maps/place/2690%20BALLTOWN%20ROAD%20BUILDING%20610,SCHENECTADY,NY)	Graph	1	\$58,000.00	\$58,000.00
TATA CONSULTANCY SERVICES LIMITED, 2690 BALLTOWN ROAD, BLDG., SCHENECTADY, NY (https://www.google.com/maps/place/2690%20BALLTOWN%20ROAD,%20BLDG.,SCHENECTADY,NY)	Graph	2	\$68,266.00	\$68,266.00
TATA CONSULTANCY SERVICES LIMITED, 2690 BALLTOWN ROAD,, NISKAYUNA, NY (https://www.google.com/maps/place/2690%20BALLTOWN%20ROAD,,NISKAYUNA,NY)	Graph	2	\$68,266.00	\$68,266.00
UST GLOBAL INC, 2690 BALLTOWN ROAD, BUILDING 610, NISKAYUNA, NY (https://www.google.com/maps/place/2690%20BALLTOWN%20ROAD,%20BUILDING%20610,NISKAYUNA,NY)	Graph	2	\$60,341.00	\$60,341.00
CAPGEMINI AMERICA INC, 2690 BALLTOWN RD BLDG 600& 610, SCHENECTADY, NY (https://www.google.com/maps/place/2690%20BALLTOWN%20RD%20BLDG%20600%26%20610,SCHENECTADY,NY)	Graph	3	\$71,800.00	\$71,800.00
CAPGEMINI AMERICA INC, 2690 BALLTOWN RD BLDG 610, SCHENECTADY, NY (https://www.google.com/maps/place/2690%20BALLTOWN%20RD%20BLDG%20610,SCHENECTADY,NY)	Graph	3	\$90,300.00	\$84,700.00
GENPACT LLC, 2690 BALLTOWN ROAD, SCHENECTADY, NY (https://www.google.com/maps/place/2690%20BALLTOWN%20ROAD,SCHENECTADY,NY)	Graph	5	\$68,988.40	\$70,700.00
Totals	Graph	21	\$73,046.29	\$70,100.00

Latitude: 42.803218 Longitude: -78.660342

Employer Name/Employer Address	Graph	Count	Mean Wage	Median Wage	Lowest Wage	Highest Wage
WNY FLASH ACADEMY, LLC, 7070 SENECA STREET, ELMA, NY (https://www.google.com/maps/place/7070%20SENECA%20STREET,ELMA,NY)	Graph	1	\$25,000.00	\$25,000.00	\$25,000.00	\$25,000.00
Totals	Graph	1	\$25,000.00	\$25,000.00	\$25,000.00	\$25,000.00

Employer Name/Worksite Address	Graph	Count	Mean Wage	Median Wage	Lowest Wage	Highest Wage
WNY FLASH ACADEMY, LLC, 7070 SENECA STREET, ELMA, NY (https://www.google.com/maps/place/7070%20SENECA%20STREET,ELMA,NY)	Graph	1	\$25,000.00	\$25,000.00	\$25,000.00	\$25,000.00
Totals	Graph	1	\$25,000.00	\$25,000.00	\$25,000.00	\$25,000.00

Latitude: 42.804822 Longitude: -74.028571

Employer Name/Worksite Address	Graph	Count	Mean Wage	Median Wage	Lowest Wage	Highest Wage
TATA CONSULTANCY SERVICES LIMITED, 160 DUANSEBURGH ROAD, SCHENECTADY, NY (https://www.google.com/maps/place/160%20DUANSEBURGH%20ROAD,SCHENECTADY,NY)	Graph	1	\$66,248.00	\$66,248.00	\$66,248.00	\$66,248.00
Totals	Graph	1	\$66,248.00	\$66,248.00	\$66,248.00	\$66,248.00

Latitude: 42.805143 Longitude: -78.595823

Employer Name/Worksite Address	Graph	Count	Mean Wage	Median Wage	Lowest Wage	Highest Wage
TATA CONSULTANCY SERVICES LIMITED, 400 JAMISON ROAD, EAST AURORA, NY (https://www.google.com/maps/place/400%20JAMISON%20ROAD,EAST%20AURORA,NY)	Graph	1	\$60,700.00	\$60,700.00	\$60,700.00	\$60,700.00
TATA CONSULTANCY SERVICES LIMITED, 300 JAMISON ROAD, EAST AURORA, NY (https://www.google.com/maps/place/300%20JAMISON%20ROAD,EAST%20AURORA,NY)	Graph	10	\$61,300.00	\$60,100.00	\$60,100.00	\$62,500.00
Totals	Graph	11	\$61,245.45	\$60,700.00	\$60,100.00	\$62,500.00

Latitude: 42.809676 Longitude: -74.902063

Employer Name/Employer Address	Graph	Count	Mean Wage	Median Wage	Lowest Wage	Highest Wage
GLIMMERGLASS OPERA THEATRE INC, 7300 STATE HIGHWAY 80, COOPERSTOWN, NY (https://www.google.com/maps/place/7300%20STATE%20HIGHWAY%2080,COOPERSTOWN,NY)	Graph	1	\$20,176.00	\$20,176.00	\$20,176.00	\$20,176.00

Employer Name/Employer Address	Graph	Count	Mean Wage	Median Wage	Lowest Wage	Highest Wage
Totals	Graph	1	\$20,176.00	\$20,176.00	\$20,176.00	\$20,176.00

Employer Name/Worksite Address	Graph	Count	Mean Wage	Median Wage	Lowest Wage	Highest Wage
GLIMMERGLASS OPERA THEATRE INC, 7300 STATE HIGHWAY 80, COOPERSTOWN, NY (https://www.google.com/maps/place/7300%20STATE%20HIGHWAY%2080,COOPERSTOWN,NY)	Graph	1	\$20,176.00	\$20,176.00	\$20,176.00	\$20,176.00
Totals	Graph	1	\$20,176.00	\$20,176.00	\$20,176.00	\$20,176.00

Latitude: 42.811494 Longitude: -73.939128

Employer Name/Employer Address	Graph	Count	Mean Wage	Median Wage	Lowest Wage	Highest Wage
MVP SERVICE CORP., 625 STATE STREET, SCHENECTADY, NY (https://www.google.com/maps/place/625%20STATE%20STREET,SCHENECTADY,NY)	Graph	3	\$79,333.45	\$68,000.14	\$60,000.20	\$110,000.02
Totals	Graph	3	\$79,333.45	\$68,000.14	\$60,000.20	\$110,000.02

Employer Name/Worksite Address	Graph	Count	Mean Wage	Median Wage	Lowest Wage	Highest Wage
KPMG LLP, 625 STATE STREET, SCHENECTADY, NY (https://www.google.com/maps/place/625%20STATE%20STREET,SCHENECTADY,NY)	Graph	11	\$65,476.49	\$60,000.20	\$51,900.00	\$110,000.02
Totals	Graph	11	\$65,476.49	\$60,000.20	\$51,900.00	\$110,000.02

Latitude: 42.812708 Longitude: -78.826139

Employer Name/Worksite Address	Graph	Count	Mean Wage	Median Wage	Lowest Wage	Highest Wage
GLOBAL CONCEPTS CHARTER SCHOOL, 30 JOHNSON ST, LACKAWANNA, NY (https://www.google.com/maps/place/30%20JOHNSON%20ST,LACKAWANNA,NY)	Graph	1	\$45,980.00	\$45,980.00	\$45,980.00	\$45,980.00
Totals	Graph	1	\$45,980.00	\$45,980.00	\$45,980.00	\$45,980.00

Latitude: 42.8129 Longitude: -73.942139

Employer Name/Employer Address	Graph	Count	Mean Wage	Median Wage	Lowest Wage	Highest Wage
TRANSFINDER CORPORATION, 440 STATE STREET, SCHENECTADY, NY (https://www.google.com/maps/place/440%20STATE%20STREET,SCHENECTADY,NY)	Graph	6	\$61,169.67	\$60,000.00	\$60,000.00	\$67,018.00
Totals	Graph	6	\$61,169.67	\$60,000.00	\$60,000.00	\$67,018.00

Employer Name/Worksite Address	Graph	Count	Mean Wage	Median Wage	Lowest Wage	Highest Wage
TRANSFINDER CORPORATION, 440 STATE STREET, SCHENECTADY, NY (https://www.google.com/maps/place/440%20STATE%20STREET,SCHENECTADY,NY)	Graph	6	\$61,169.67	\$60,000.00	\$60,000.00	\$67,018.00
Totals	Graph	6	\$61,169.67	\$60,000.00	\$60,000.00	\$67,018.00

Latitude: 42.813102 Longitude: -73.942461

Employer Name/Worksite Address	Graph	Count	Mean Wage	Median Wage	Lowest Wage	Highest Wage
SIEMENS INDUSTRY, INC., 400 STATE STREET, SCHENECTADY, NY (https://www.google.com/maps/place/400%20STATE%20STREET,SCHENECTADY,NY)	Graph	3	\$79,239.72	\$80,453.16	\$71,300.00	\$85,966.00
Totals	Graph	3	\$79,239.72	\$80,453.16	\$71,300.00	\$85,966.00

Latitude: 42.813562 Longitude: -73.943153

Employer Name/Worksite Address	Graph	Count	Mean Wage	Median Wage	Lowest Wage	Highest Wage
GSS INFOTECH CT, INC., 328 STATE STREET, SCHENECTADY, NY (https://www.google.com/maps/place/328%20STATE%20STREET,SCHENECTADY,NY)	Graph	2	\$72,500.00	\$70,000.00	\$70,000.00	\$75,000.00
Totals	Graph	2	\$72,500.00	\$70,000.00	\$70,000.00	\$75,000.00

Latitude: 42.813713 Longitude: -73.98128

Employer Name/Worksite Address	Graph	Count	Mean Wage	Median Wage	Lowest Wage	Highest Wage
BELCAN ENGINEERING GROUP, LLC, 1 OLD RIVER ROAD, SCHENECTADY, NY (https://www.google.com/maps/place/1%20OLD%20RIVER%20ROAD,SCHENECTADY,NY)	Graph	1	\$87,360.00	\$87,360.00	\$87,360.00	\$87,360.00
GENERAL ELECTRIC COMPANY, 1 RIVER ROAD, SCHENECTADY, NY (https://www.google.com/maps/place/1%20RIVER%20ROAD,SCHENECTADY,NY)	Graph	1	\$100,000.00	\$100,000.00	\$100,000.00	\$100,000.00
Totals	Graph	2	\$93,680.00	\$87,360.00	\$87,360.00	\$100,000.00

Latitude: 42.81388 Longitude: -73.981706

Employer Name/Worksite Address	Graph	Count	Mean Wage	Median Wage	Lowest Wage	Highest Wage
ACCENTURE LLP, 1 OLD REVIEW ROAD, SCHENECTADY, NY (https://www.google.com/maps/place/1%20OLD%20REVIEW%20ROAD,SCHENECTADY,NY)	Graph	1	\$98,000.00	\$98,000.00	\$98,000.00	\$98,000.00
TECH MAHINDRA (AMERICAS), INC., 1 RIVER RD, SCHENECTADY, NY (https://www.google.com/maps/place/1%20%20RIVER%20RD,SCHENECTADY,NY)	Graph	1	\$85,000.00	\$85,000.00	\$85,000.00	\$85,000.00
TATA CONSULTANCY SERVICES LIMITED, ONE RIVER ROAD, SCHENECTADY, NY (https://www.google.com/maps/place/ONE%20RIVER%20ROAD,SCHENECTADY,NY)	Graph	2	\$69,129.00	\$68,266.00	\$68,266.00	\$69,992.00
CAPGEMINI AMERICA INC, 1 RIVER RD, SCHENECTADY&NBSP;, NY (https://www.google.com/maps/place/1%20RIVER%20RD,SCHENECTADY%26NBSP;,NY)	Graph	3	\$71,800.00	\$71,800.00	\$71,800.00	\$71,800.00
TATA CONSULTANCY SERVICES LIMITED, 1 RIVER ROAD,, SCHENECTADY, NY (https://www.google.com/maps/place/1%20RIVER%20ROAD,,SCHENECTADY,NY)	Graph	4	\$67,257.00	\$66,248.00	\$66,248.00	\$68,266.00
CAPGEMINI AMERICA INC, 1 RIVER RD, SCHENECTADY, NY (https://www.google.com/maps/place/1%20RIVER%20RD,SCHENECTADY,NY)	Graph	57	\$74,111.35	\$71,800.00	\$60,340.80	\$90,200.00
TATA CONSULTANCY SERVICES LIMITED, 1 RIVER ROAD, SCHENECTADY, NY (https://www.google.com/maps/place/1%20RIVER%20ROAD,SCHENECTADY,NY)	Graph	134	\$65,307.87	\$65,541.00	\$49,774.00	\$120,000.00
Totals	Graph	202	\$68,224.20	\$66,248.00	\$49,774.00	\$120,000.00

Latitude: 42.814006 Longitude: -73.942204

Employer Name/Employer Address	Graph	Count	Mean Wage	Median Wage	Lowest Wage	Highest Wage
UTECH PRODUCTS, INC., 135 BROADWAY, SCHENECTADY, NY (https://www.google.com/maps/place/135%20BROADWAY,SCHENECTADY,NY)	Graph	1	\$87,846.00	\$87,846.00	\$87,846.00	\$87,846.00
Totals	Graph	1	\$87,846.00	\$87,846.00	\$87,846.00	\$87,846.00

Employer Name/Worksite Address	Graph	Count	Mean Wage	Median Wage	Lowest Wage	Highest Wage
UTECH PRODUCTS, INC., 135 BROADWAY, SCHENECTADY, NY (https://www.google.com/maps/place/135%20BROADWAY,SCHENECTADY,NY)	Graph	1	\$87,846.00	\$87,846.00	\$87,846.00	\$87,846.00
Totals	Graph	1	\$87,846.00	\$87,846.00	\$87,846.00	\$87,846.00

Latitude: 42.814466 Longitude: -73.930946

Employer Name/Employer Address	Graph	Count	Mean Wage	Median Wage	Lowest Wage	Highest Wage

Employer Name/Employer Address	Graph	Count	Mean Wage	Median Wage	Lowest Wage	Highest Wage
UNION COLLEGE, 807 UNION STREET, SCHENECTADY, NY (https://www.google.com/maps/place/807%20UNION%20STREET,SCHENECTADY,NY)	Graph	3	\$64,860.33	\$69,861.00	\$44,720.00	\$80,000.00
Totals	Graph	3	\$64,860.33	\$69,861.00	\$44,720.00	\$80,000.00

Employer Name/Worksite Address	Graph	Count	Mean Wage	Median Wage	Lowest Wage	Highest Wage
UNION COLLEGE, 807 UNION STREET, SCHENECTADY, NY (https://www.google.com/maps/place/807%20UNION%20STREET,SCHENECTADY,NY)	Graph	3	\$64,860.33	\$69,861.00	\$44,720.00	\$80,000.00
Totals	Graph	3	\$64,860.33	\$69,861.00	\$44,720.00	\$80,000.00

Latitude: 42.814695 Longitude: -73.94502

Employer Name/Employer Address	Graph	Count	Mean Wage	Median Wage	Lowest Wage	Highest Wage
SCUBE, INC., 251 STATE STREET, SUITE 302, SCHENECTADY, NY (https://www.google.com/maps/place/251%20STATE%20STREET,%20SUITE%20302,SCHENECTADY,NY)	Graph	4	\$88,500.00	\$72,000.00	\$50,000.00	\$130,000.00
Totals	Graph	4	\$88,500.00	\$72,000.00	\$50,000.00	\$130,000.00

Employer Name/Worksite Address	Graph	Count	Mean Wage	Median Wage	Lowest Wage	Highest Wage
METANOIA SOLUTIONS INC., 251 STATE STREET, SUITE 302, SCHENECTADY, NY (https://www.google.com/maps/place/251%20STATE%20STREET,%20SUITE%20302,SCHENECTADY,NY)	Graph	3	\$82,000.00	\$66,000.00	\$50,000.00	\$130,000.00
Totals	Graph	3	\$82,000.00	\$66,000.00	\$50,000.00	\$130,000.00

Latitude: 42.814816 Longitude: -73.66548

Employer Name/Employer Address	Graph	Count	Mean Wage	Median Wage	Lowest Wage	Highest Wage
MOMENTIVE PERFORMANCE MATERIALS USA LLC, 260 HUDSON RIVER ROAD, WATERFORD, NY (https://www.google.com/maps/place/260%20HUDSON%20RIVER%20ROAD,WATERFORD,NY)	Graph	4	\$85,000.00	\$85,000.00	\$68,000.00	\$99,000.00
Totals	Graph	4	\$85,000.00	\$85,000.00	\$68,000.00	\$99,000.00

Employer Name/Worksite Address	Graph	Count	Mean Wage	Median Wage	Lowest Wage	Highest Wage
MOMENTIVE PERFORMANCE MATERIALS USA LLC, 260 HUDSON RIVER ROAD, WATERFORD, NY (https://www.google.com/maps/place/260%20HUDSON%20RIVER%20ROAD,WATERFORD,NY)	Graph	3	\$80,333.33	\$85,000.00	\$68,000.00	\$88,000.00
MASTECH DIGITAL TECHNOLOGIES, INC., A MASTECH DIGITAL, INC. COMPANY, 260 HUDSON RIVER RD., WATERFORD, NY (https://www.google.com/maps/place/260%20HUDSON%20RIVER%20RD.,WATERFORD,NY)	Graph	6	\$82,493.00	\$82,493.00	\$82,493.00	\$82,493.00
Totals	Graph	9	\$81,773.11	\$82,493.00	\$68,000.00	\$88,000.00

Latitude: 42.816059 Longitude: -73.940895

Employer Name/Worksite Address	Graph	Count	Mean Wage	Median Wage	Lowest Wage	Highest Wage
HCL AMERICA, INC., ONE BROADWAY CENTER, SCHENECTADY, NY (https://www.google.com/maps/place/ONE%20BROADWAY%20CENTER,SCHENECTADY,NY)	Graph	20	\$68,266.00	\$68,266.00	\$68,266.00	\$68,266.00
Totals	Graph	20	\$68,266.00	\$68,266.00	\$68,266.00	\$68,266.00

Latitude: 42.816319 Longitude: -73.944525

Employer Name/Employer Address	Graph	Count	Mean Wage	Median Wage	Lowest Wage	Highest Wage
JAHNEL GROUP, INC., 242 UNION STREET, SCHENECTADY, NY (https://www.google.com/maps/place/242%20UNION%20STREET,SCHENECTADY,NY)	Graph	1	\$61,000.00	\$61,000.00	\$61,000.00	\$61,000.00
Totals	Graph	1	\$61,000.00	\$61,000.00	\$61,000.00	\$61,000.00

Employer Name/Worksite Address	Graph	Count	Mean Wage	Median Wage	Lowest Wage	Highest Wage
JAHNEL GROUP, INC., 242 UNION STREET, SCHENECTADY, NY (https://www.google.com/maps/place/242%20UNION%20STREET,SCHENECTADY,NY)	Graph	1	\$61,000.00	\$61,000.00	\$61,000.00	\$61,000.00
Totals	Graph	1	\$61,000.00	\$61,000.00	\$61,000.00	\$61,000.00

Latitude: 42.818024 Longitude: -75.543857

Employer Name/Worksite Address	Graph	Count	Mean Wage	Median Wage	Lowest Wage	Highest Wage
COLGATE UNIVERSITY, 13 OAK DRIVE, HAMILTON, NY (https://www.google.com/maps/place/13%20OAK%20DRIVE,HAMILTON,NY)	Graph	2	\$64,320.00	\$63,520.00	\$63,520.00	\$65,120.00
COLGATE UNIVERSITY, COLGATE UNIVERSITY, HAMILTON, NY (https://www.google.com/maps/place/COLGATE%20UNIVERSITY,HAMILTON,NY)	Graph	6	\$78,350.00	\$80,800.00	\$65,500.00	\$82,400.00
Totals	Graph	8	\$74,842.50	\$77,600.00	\$63,520.00	\$82,400.00

Latitude: 42.818121 Longitude: -74.058573

Employer Name/Employer Address	Graph	Count	Mean Wage	Median Wage	Lowest Wage	Highest Wage
SI GROUP, INC., 2750 BALLTOWN ROAD, SCHENECTADY, NY (https://www.google.com/maps/place/2750%20BALLTOWN%20ROAD,SCHENECTADY,NY)	Graph	3	\$60,666.67	\$60,000.00	\$57,000.00	\$65,000.00
Totals	Graph	3	\$60,666.67	\$60,000.00	\$57,000.00	\$65,000.00

Employer Name/Worksite Address	Graph	Count	Mean Wage	Median Wage	Lowest Wage	Highest Wage
TECH MAHINDRA (AMERICAS),INC., 1 RIVER ROAD, BLDG-43, SCHENECTADY, NY (https://www.google.com/maps/place/1%20RIVER%20ROAD,%20BLDG-43,SCHENECTADY,NY)	Graph	1	\$66,248.00	\$66,248.00	\$66,248.00	\$66,248.00
SI GROUP, INC., 2750 BALLTOWN ROAD, SCHENECTADY, NY (https://www.google.com/maps/place/2750%20BALLTOWN%20ROAD,SCHENECTADY,NY)	Graph	3	\$60,666.67	\$60,000.00	\$57,000.00	\$65,000.00
Totals	Graph	4	\$62,062.00	\$60,000.00	\$57,000.00	\$66,248.00

Latitude: 42.819793 Longitude: -73.918716

Employer Name/Employer Address	Graph	Count	Mean Wage	Median Wage	Lowest Wage	Highest Wage
ELLIS HOSPITAL, 1101 NOTT STREET, SCHENECTADY, NY (https://www.google.com/maps/place/1101%20NOTT%20STREET,SCHENECTADY,NY)	Graph	2	\$187,064.80	\$62,129.60	\$62,129.60	\$312,000.00
Totals	Graph	2	\$187,064.80	\$62,129.60	\$62,129.60	\$312,000.00

Employer Name/Worksite Address	Graph	Count	Mean Wage	Median Wage	Lowest Wage	Highest Wage
ELLIS HOSPITAL, 1101 NOTT STREET, SCHENECTADY, NY (https://www.google.com/maps/place/1101%20NOTT%20STREET,SCHENECTADY,NY)	Graph	1	\$312,000.00	\$312,000.00	\$312,000.00	\$312,000.00
Totals	Graph	1	\$312,000.00	\$312,000.00	\$312,000.00	\$312,000.00

Latitude: 42.820523 Longitude: -73.940866

Employer Name/Worksite Address	Graph	Count	Mean Wage	Median Wage	Lowest Wage	Highest Wage
BIRLASOFT INC, 1 RIVER ROAD, SCHENECTADY, NY (https://www.google.com/maps/place/1%20RIVER%20ROAD,SCHENECTADY,NY)	Graph	1	\$66,000.00	\$66,000.00	\$66,000.00	\$66,000.00
CAPGEMINI AMERICA INC, 1 RIVER RD, SCHENECTADY, NY (https://www.google.com/maps/place/1%20RIVER%20RD,SCHENECTADY,NY)	Graph	3	\$73,500.00	\$73,500.00	\$73,500.00	\$73,500.00
CAPGEMINI AMERICA INC, 1 RIVER RD, SCHENECTADY&NBSP;, NY (https://www.google.com/maps/place/1%20RIVER%20RD,SCHENECTADY%26NBSP;,NY)	Graph	15	\$64,280.00	\$60,400.00	\$60,400.00	\$70,100.00
Totals	Graph	19	\$65,826.32	\$66,000.00	\$60,400.00	\$73,500.00

Latitude: 42.820782 Longitude: -73.931459

Employer Name/Worksite Address	Graph	Count	Mean Wage	Median Wage	Lowest Wage	Highest Wage
POPULUS GROUP LLC, 461 NOTT ST., SCHENECTADY, NY (https://www.google.com/maps/place/461%20NOTT%20ST.,SCHENECTADY,NY)	Graph	1	\$83,200.00	\$83,200.00	\$83,200.00	\$83,200.00
CALIFORNIA CREATIVE SOLUTIONS, INC., 461 NOTT ST., SCHENECTADY, NY (https://www.google.com/maps/place/461%20NOTT%20ST.,SCHENECTADY,NY)	Graph	2	\$61,370.40	\$60,340.80	\$60,340.80	\$62,400.00
RELIABLE SOFTWARE RESOURCES, INC., 461 NOTT ST, SCHENECTADY, NY (https://www.google.com/maps/place/461%20NOTT%20ST,SCHENECTADY,NY)	Graph	3	\$61,333.33	\$60,000.00	\$60,000.00	\$64,000.00
COVANT SOLUTIONS, INC., 461 NOTT STREET, SCHENECTADY, NY (https://www.google.com/maps/place/461%20NOTT%20STREET,SCHENECTADY,NY)	Graph	5	\$69,461.60	\$67,018.00	\$60,000.00	\$84,500.00
Totals	Graph	11	\$67,022.62	\$64,000.00	\$60,000.00	\$84,500.00

Latitude: 42.821631 Longitude: -73.919933

Employer Name/Worksite Address	Graph	Count	Mean Wage	Median Wage	Lowest Wage	Highest Wage
ELLIS HOSPITAL, ELLIS HOSPITAL, SCHENECTADY, NY (https://www.google.com/maps/place/ELLIS%20HOSPITAL,SCHENECTADY,NY)	Graph	1	\$62,129.60	\$62,129.60	\$62,129.60	\$62,129.60
STARPOINT SOLUTIONS LLC, A YOH SERVICES LLC COMPANY, 711 TROY SCHENECTADY RD., LATHAM, NY (https://www.google.com/maps/place/711%20TROY%20SCHENECTADY%20RD.,LATHAM,NY)	Graph	1	\$124,800.00	\$124,800.00	\$124,800.00	\$124,800.00
Totals	Graph	2	\$93,464.80	\$62,129.60	\$62,129.60	\$124,800.00

Latitude: 42.824085 Longitude: -73.910661

Employer Name/Worksite Address	Graph	Count	Mean Wage	Median Wage	Lowest Wage	Highest Wage
SMART WORKS, LLC, 1275 GERLING STREET, SCHENECTADY, NY (https://www.google.com/maps/place/1275%20GERLING%20STREET,SCHENECTADY,NY)	Graph	2	\$73,413.50	\$65,541.00	\$65,541.00	\$81,286.00
Totals	Graph	2	\$73,413.50	\$65,541.00	\$65,541.00	\$81,286.00

Latitude: 42.825044 Longitude: -73.879147

Employer Name/Employer Address	Graph	Count	Mean Wage	Median Wage	Lowest Wage	Highest Wage
GENERAL ELECTRIC COMPANY - GE GLOBAL RESEARCH CENTER, ONE RESEARCH CIRCLE, NISKAYUNA, NY (https://www.google.com/maps/place/ONE%20RESEARCH%20CIRCLE,NISKAYUNA,NY)	Graph	31	\$109,061.29	\$109,200.00	\$81,000.00	\$120,600.00
Totals	Graph	31	\$109,061.29	\$109,200.00	\$81,000.00	\$120,600.00

Employer Name/Worksite Address	Graph	Count	Mean Wage	Median Wage	Lowest Wage	Highest Wage
TECH MAHINDRA (AMERICAS),INC., 1 RESEARCH CIRCLE, SCHENECTADY, NY (https://www.google.com/maps/place/1%20RESEARCH%20CIRCLE,SCHENECTADY,NY)	Graph	3	\$73,681.00	\$68,266.00	\$68,266.00	\$84,511.00

Employer Name/Worksite Address	Graph	Count	Mean Wage	Median Wage	Lowest Wage	Highest Wage
GENERAL ELECTRIC COMPANY, 1 RESEARCH CIRCLE, NISKAYUNA, NY (https://www.google.com/maps/place/1%20RESEARCH%20CIRCLE,NISKAYUNA,NY)	Graph	4	\$113,675.00	\$112,900.00	\$106,000.00	\$120,000.00
GENERAL ELECTRIC COMPANY - GE GLOBAL RESEARCH CENTER, ONE RESEARCH CIRCLE, NISKAYUNA, NY (https://www.google.com/maps/place/ONE%20RESEARCH%20CIRCLE,NISKAYUNA,NY)	Graph	28	\$108,292.86	\$108,000.00	\$81,000.00	\$120,600.00
Totals	Graph	35	\$105,941.23	\$108,000.00	\$68,266.00	\$120,600.00

Latitude: 42.829114 Longitude: -78.823897

Employer Name/Worksite Address	Graph	Count	Mean Wage	Median Wage	Lowest Wage	Highest Wage
WNY MEDICAL, P.C., 2600 SOUTH PARK AVENUE, LACKAWANNA, NY (https://www.google.com/maps/place/2600%20SOUTH%20PARK%20AVENUE,LACKAWANNA,NY)	Graph	1	\$83,200.00	\$83,200.00	\$83,200.00	\$83,200.00
Totals	Graph	1	\$83,200.00	\$83,200.00	\$83,200.00	\$83,200.00

Latitude: 42.833973 Longitude: -78.823802

Employer Name/Worksite Address	Graph	Count	Mean Wage	Median Wage	Lowest Wage	Highest Wage
SORRENTO LACTALIS, INC., 2376 SOUTH PARK AVENUE, BUFFALO, NY (https://www.google.com/maps/place/2376%20SOUTH%20PARK%20AVENUE,BUFFALO,NY)	Graph	1	\$66,000.00	\$66,000.00	\$66,000.00	\$66,000.00
Totals	Graph	1	\$66,000.00	\$66,000.00	\$66,000.00	\$66,000.00

Latitude: 42.834183 Longitude: -73.910397

Employer Name/Worksite Address	Graph	Count	Mean Wage	Median Wage	Lowest Wage	Highest Wage
BENTLEY SYSTEMS, INCORPORATED, 5 ALICE WAGNER WAY, NISKAYUNA, NY (https://www.google.com/maps/place/5%20ALICE%20WAGNER%20WAY,NISKAYUNA,NY)	Graph	1	\$77,981.76	\$77,981.76	\$77,981.76	\$77,981.76
Totals	Graph	1	\$77,981.76	\$77,981.76	\$77,981.76	\$77,981.76

Latitude: 42.83732 Longitude: -73.89177

Employer Name/Worksite Address	Graph	Count	Mean Wage	Median Wage	Lowest Wage	Highest Wage
GENPACT LLC, 2690 BALLTOWN RD, SCHENECTADY, NY (https://www.google.com/maps/place/2690%20BALLTOWN%20RD,SCHENECTADY,NY)	Graph	1	\$61,000.00	\$61,000.00	\$61,000.00	\$61,000.00
TATA CONSULTANCY SERVICES LIMITED, 2690 BALLTOWN ROAD, NISKAYUNA, NY (https://www.google.com/maps/place/2690%20BALLTOWN%20ROAD,NISKAYUNA,NY)	Graph	1	\$62,858.00	\$62,858.00	\$62,858.00	\$62,858.00
SDG CORPORATION, 2690 BALLTOWN ROAD, SCHENECTADY, NY (https://www.google.com/maps/place/2690%20BALLTOWN%20ROAD,SCHENECTADY,NY)	Graph	2	\$98,200.00	\$81,400.00	\$81,400.00	\$115,000.00
Totals	Graph	4	\$80,064.50	\$62,858.00	\$61,000.00	\$115,000.00

Latitude: 42.837778 Longitude: -78.747975

Employer Name/Employer Address	Graph	Count	Mean Wage	Median Wage	Lowest Wage	Highes Wage
NEW YORK STATE OFFICE OF MENTAL HEALTH, 1010 EAST & WEST ROAD, WEST SENECA, NY (https://www.google.com/maps/place/1010%20EAST%20%26%20WEST%20ROAD,WEST%20SENECA,NY)	Graph	1	\$194,000.00	\$194,000.00	\$194,000.00	\$194,000.
Totals	Graph	1	\$194,000.00	\$194,000.00	\$194,000.00	\$194,000.

Employer Name/Worksite Address	Graph	Count	Mean Wage	Me W:
--------------------------------	-------	-------	-----------	-------

Employer Name/Worksite Address	Graph	Count	Mean Wage	Me W
NEW YORK STATE OFFICE OF MENTAL HEALTH, WESTERN NEW YORK CHILDREN'S PSYCHIATRIC CENTER, WEST SENECA, NY (https://www.google.com/maps/place/WESTERN%20NEW%20YORK%20CHILDREN'S%20PSYCHIATRIC%20CENTER,WEST%20SENECA,NY)	Graph	1	\$194,000.00	\$194,
Totals	Graph	1	\$194,000.00	\$194,

Latitude: 42.840063 Longitude: -78.696979

Employer Name/Worksite Address	Graph	Count	Mean Wage	Median Wage	Lowest Wage	Highest Wage
VSQUARE INFOTECH INC., 2732 TRANSIT ROAD, WEST SENECA, NY (https://www.google.com/maps/place/2732%20TRANSIT%20ROAD,WEST%20SENECA,NY)	Graph	3	\$62,052.33	\$70,000.00	\$45,157.00	\$71,000.00
Totals	Graph	3	\$62,052.33	\$70,000.00	\$45,157.00	\$71,000.00

Latitude: 42.841049 Longitude: -73.89178

Employer Name/Worksite Address	Graph	Count	Mean Wage	Median Wage	Lowest Wage	Highest Wage
DELOITTE CONSULTING LLP, 2750 BALLTOWN ROAD, SCHENECTADY, NY (https://www.google.com/maps/place/2750%20BALLTOWN%20ROAD,SCHENECTADY,NY)	Graph	45	\$81,000.00	\$83,000.00	\$70,000.00	\$90,000.00
Totals	Graph	45	\$81,000.00	\$83,000.00	\$70,000.00	\$90,000.00

Latitude: 42.845674 Longitude: -78.823232

Employer Name/Worksite Address	Graph	Count	Mean Wage	Median Wage	Lowest Wage	Highest Wage
STATE UNIVERSITY OF NEW YORK AT BUFFALO, CATHOLIC HEALTH SYSTEM, BUFFALO, NY (https://www.google.com/maps/place/CATHOLIC%20HEALTH%20SYSTEM,BUFFALO,NY)	Graph	1	\$48,900.00	\$48,900.00	\$48,900.00	\$48,900.00
COGENT MEDICAL CARE, P.C., MERCY HOSPITAL OF BUFFALO, BUFFALO, NY (https://www.google.com/maps/place/MERCY%20HOSPITAL%20OF%20BUFFALO,BUFFALO,NY)	Graph	6	\$232,266.67	\$248,400.00	\$190,000.00	\$248,400.00
Totals	Graph	7	\$206,071.43	\$248,400.00	\$48,900.00	\$248,400.00

Latitude: 42.845887 Longitude: -77.001248

Employer Name/Worksite Address	Graph	Count	Mean Wage	Median Wage	Lowest Wage	Highest Wage
CORNELL UNIVERSITY, 630 W NORTH ST, GENEVA, NY (https://www.google.com/maps/place/630%20W%20NORTH%20ST,GENEVA,NY)	Graph	1	\$48,383.00	\$48,383.00	\$48,383.00	\$48,383.00
CORNELL UNIVERSITY, 630 WEST NORTH STREET, GENEVA, NY (https://www.google.com/maps/place/630%20WEST%20NORTH%20STREET,GENEVA,NY)	Graph	1	\$47,923.00	\$47,923.00	\$47,923.00	\$47,923.00
CORNELL UNIVERSITY, CORNELL UNIVERSITY, GENEVA, NY (https://www.google.com/maps/place/CORNELL%20UNIVERSITY,GENEVA,NY)	Graph	1	\$48,900.00	\$48,900.00	\$48,900.00	\$48,900.00
Totals	Graph	3	\$48,402.00	\$48,383.00	\$47,923.00	\$48,900.00

Latitude: 42.846859 Longitude: -78.754793

Employer Name/Worksite Address	Graph	Count	Mean Wage	Median Wage	Lowest Wage	Highest Wage
GEMCOR AUTOMATION LLC, 100 GEMCOR DRIVE, WEST SENECA, NY (https://www.google.com/maps/place/100%20GEMCOR%20DRIVE,WEST%20SENECA,NY)	Graph	2	\$47,413.50	\$44,803.00	\$44,803.00	\$50,024.00
Totals	Graph	2	\$47,413.50	\$44,803.00	\$44,803.00	\$50,024.00

Employer Name/Worksite Address	Graph	Count	Mean Wage	Median Wage	Lowest Wage	Highest Wage
--------------------------------	-------	-------	-----------	-------------	-------------	--------------

Employer Name/Worksite Address	Graph	Count	Mean Wage	Median Wage	Lowest Wage	Highest Wage
GEMCOR AUTOMATION LLC, 100 GEMCOR DRIVE, WEST SENECA, NY (https://www.google.com/maps/place/100%20GEMCOR%20DRIVE,WEST%20SENECA,NY)	Graph	2	\$47,413.50	\$44,803.00	\$44,803.00	\$50,024.00
Totals	Graph	2	\$47,413.50	\$44,803.00	\$44,803.00	\$50,024.00

Latitude: 42.846911 Longitude: -78.830727

Employer Name/Employer Address	Graph	Count	Mean Wage	Median Wage	Lowest Wage	Highest Wage
HYDRO-AIR COMPONENTS INC., 100 RITTLING BLVD, BUFFALO, NY (https://www.google.com/maps/place/100%20RITTLING%20BLVD,BUFFALO,NY)	Graph	1	\$79,309.88	\$79,309.88	\$79,309.88	\$79,309.88
HYDRO-AIR COMPONENTS INC., 100 RITTLING BOULEVARD, BUFFALO, NY (https://www.google.com/maps/place/100%20RITTLING%20BOULEVARD,BUFFALO,NY)	Graph	1	\$79,309.88	\$79,309.88	\$79,309.88	\$79,309.88
Totals	Graph	2	\$79,309.88	\$79,309.88	\$79,309.88	\$79,309.88

Employer Name/Worksite Address	Graph	Count	Mean Wage	Median Wage	Lowest Wage	Highest Wage
HYDRO-AIR COMPONENTS INC., 100 RITTLING BLVD, BUFFALO, NY (https://www.google.com/maps/place/100%20RITTLING%20BLVD,BUFFALO,NY)	Graph	1	\$79,309.88	\$79,309.88	\$79,309.88	\$79,309.88
HYDRO-AIR COMPONENTS INC., 100 RITTLING BOULEVARD, BUFFALO, NY (https://www.google.com/maps/place/100%20RITTLING%20BOULEVARD,BUFFALO,NY)	Graph	1	\$79,309.88	\$79,309.88	\$79,309.88	\$79,309.88
Totals	Graph	2	\$79,309.88	\$79,309.88	\$79,309.88	\$79,309.88

Latitude: 42.847081 Longitude: -73.755695

Employer Name/Employer Address	Graph	Count	Mean Wage	Median Wage	Lowest Wage	Highest Wage
KITWARE, INC., 28 CORPORATE DRIVE, CLIFTON PARK, NY (https://www.google.com/maps/place/28%20CORPORATE%20DRIVE,CLIFTON%20PARK,NY)	Graph	6	\$87,266.33	\$89,856.00	\$65,541.00	\$103,979.00
Totals	Graph	6	\$87,266.33	\$89,856.00	\$65,541.00	\$103,979.00

Employer Name/Worksite Address	Graph	Count	Mean Wage	Median Wage	Lowest Wage	Highest Wage
KITWARE, INC., 28 CORPORATE DRIVE, CLIFTON PARK, NY (https://www.google.com/maps/place/28%20CORPORATE%20DRIVE,CLIFTON%20PARK,NY)	Graph	1	\$89,856.00	\$89,856.00	\$89,856.00	\$89,856.00
Totals	Graph	1	\$89,856.00	\$89,856.00	\$89,856.00	\$89,856.00

Latitude: 42.847606 Longitude: -73.755224

Employer Name/Worksite Address	Graph	Count	Mean Wage	Median Wage	Lowest Wage	Highest Wage
KITWARE, INC., 21 CORPORATE DRIVE, CLIFTON PARK, NY (https://www.google.com/maps/place/21%20CORPORATE%20DRIVE,CLIFTON%20PARK,NY)	Graph	5	\$86,748.40	\$89,856.00	\$65,541.00	\$103,979.00
Totals	Graph	5	\$86,748.40	\$89,856.00	\$65,541.00	\$103,979.00

Latitude: 42.848136 Longitude: -77.308181

Employer Name/Worksite Address	Graph	Count	Mean Wage	Median Wage	Lowest Wage
UNIVERSITY OF ROCHESTER, FINGER LAKES CARDIOLOGY AT CANANDAIGUA, CANANDAIGUA, NY (https://www.google.com/maps/place/FINGER%20LAKES%20CARDIOLOGY%20AT%20CANANDAIGUA,CANANDAIGUA,NY)	Graph	1	\$85,000.00	\$85,000.00	\$85,000.00
Totals	Graph	1	\$85,000.00	\$85,000.00	\$85,000.00

Latitude: 42.848229 Longitude: -78.696976

Employer Name/Worksite Address	Graph	Count	Mean Wage	Median Wage	Lowest Wage	Highest Wage
BANK OF AMERICA N.A., 2970 TRANSIT ROAD, WEST SENECA, NY (https://www.google.com/maps/place/2970%20TRANSIT%20ROAD,WEST%20SENECA,NY)	Graph	1	\$86,800.00	\$86,800.00	\$86,800.00	\$86,800.00
Totals	Graph	1	\$86,800.00	\$86,800.00	\$86,800.00	\$86,800.00

Latitude: 42.848294 Longitude: -78.812563

Employer Name/Worksite Address	Graph	Count	Mean Wage	Median Wage	Lowest Wage	Highest Wage
MERCY HOSPITAL OF BUFFALO, 565 ABBOTT ROAD, BUFFALO, NY (https://www.google.com/maps/place/565%20ABBOTT%20ROAD,BUFFALO,NY)	Graph	1	\$98,553.00	\$98,553.00	\$98,553.00	\$98,553.00
Totals	Graph	1	\$98,553.00	\$98,553.00	\$98,553.00	\$98,553.00

Employer Name/Worksite Address	Graph	Count	Mean Wage	Median Wage	Lowest Wage	Highest Wage
MERCY HOSPITAL OF BUFFALO, 565 ABBOTT ROAD, BUFFALO, NY (https://www.google.com/maps/place/565%20ABBOTT%20ROAD,BUFFALO,NY)	Graph	1	\$98,553.00	\$98,553.00	\$98,553.00	\$98,553.00
Totals	Graph	1	\$98,553.00	\$98,553.00	\$98,553.00	\$98,553.00

Latitude: 42.853447 Longitude: -78.787807

Employer Name/Worksite Address	Graph	Count	Mean Wage	Median Wage	Lowest Wage	Highest Wage
MULTISORB TECHNOLOGIES, INC., 325 HARLEM RD., BUFFALO, NY (https://www.google.com/maps/place/325%20HARLEM%20RD.,BUFFALO,NY)	Graph	1	\$64,169.00	\$64,169.00	\$64,169.00	\$64,169.00
Totals	Graph	1	\$64,169.00	\$64,169.00	\$64,169.00	\$64,169.00

Employer Name/Worksite Address	Graph	Count	Mean Wage	Median Wage	Lowest Wage	Highest Wage
MULTISORB TECHNOLOGIES, INC., 325 HARLEM RD., BUFFALO, NY (https://www.google.com/maps/place/325%20HARLEM%20RD.,BUFFALO,NY)	Graph	1	\$64,169.00	\$64,169.00	\$64,169.00	\$64,169.00
Totals	Graph	1	\$64,169.00	\$64,169.00	\$64,169.00	\$64,169.00

Latitude: 42.855107 Longitude: -73.913841

Employer Name/Worksite Address	Graph	Count	Mean Wage	Median Wage	Lowest Wage	Highest Wage
INDUS INC, 60 VALLEYWOOD DRIVE, GLENVILLE, NY (https://www.google.com/maps/place/60%20VALLEYWOOD%20DRIVE,GLENVILLE,NY)	Graph	9	\$78,222.22	\$72,000.00	\$72,000.00	\$100,000.00
Totals	Graph	9	\$78,222.22	\$72,000.00	\$72,000.00	\$100,000.00

Employer Name/Worksite Address	Graph	Count	Mean Wage	Median Wage	Lowest Wage	Highest Wage
INDUS INC, 60 VALLEYWOOD DRIVE, GLENVILLE, NY (https://www.google.com/maps/place/60%20VALLEYWOOD%20DRIVE,GLENVILLE,NY)	Graph	4	\$72,000.00	\$72,000.00	\$72,000.00	\$72,000.00
Totals	Graph	4	\$72,000.00	\$72,000.00	\$72,000.00	\$72,000.00

Latitude: 42.857786 Longitude: -76.984523

Employer Name/Worksite Address	Graph	Count	Mean Wage	Median Wage	Lowest Wage	Highest Wage
HOBART & WILLIAM SMITH COLLEGES, 337 PULTENEY STREET, GENEVA, NY (https://www.google.com/maps/place/337%20PULTENEY%20STREET,GENEVA,NY)	Graph	1	\$63,183.00	\$63,183.00	\$63,183.00	\$63,183.00

Employer Name/Employer Address	Graph	Count	Mean Wage	Median Wage	Lowest Wage	Highest Wage
Totals	Graph	1	\$63,183.00	\$63,183.00	\$63,183.00	\$63,183.00

Employer Name/Worksite Address	Graph	Count	Mean Wage	Median Wage	Lowest Wage	Highest Wage
HOBART & WILLIAM SMITH COLLEGES, 337 PULTENEY STREET, GENEVA, NY (https://www.google.com/maps/place/337%20PULTENEY%20STREET,GENEVA,NY)	Graph	1	\$63,183.00	\$63,183.00	\$63,183.00	\$63,183.00
Totals	Graph	1	\$63,183.00	\$63,183.00	\$63,183.00	\$63,183.00

Latitude: 42.858648 Longitude: -78.834115

Employer Name/Worksite Address	Graph	Count	Mean Wage	Median Wage	Lowest Wage	Highest Wage
IBM INDIA PRIVATE LIMITED, 1339 SOUTH PARK AVENUE, BUFFALO, NY (https://www.google.com/maps/place/1339%20SOUTH%20PARK%20AVENUE,BUFFALO,NY)	Graph	2	\$96,740.00	\$78,331.00	\$78,331.00	\$115,149.00
Totals	Graph	2	\$96,740.00	\$78,331.00	\$78,331.00	\$115,149.00

Latitude: 42.861526 Longitude: -77.946904

Employer Name/Worksite Address	Graph	Count	Mean Wage	Median Wage	Lowest Wage	Highest Wage
DELOITTE CONSULTING LLP, 1842 CRAIG ROAD, PAVILLION, NY (https://www.google.com/maps/place/1842%20CRAIG%20ROAD,PAVILLION,NY)	Graph	15	\$93,246.00	\$93,246.00	\$93,246.00	\$93,246.00
Totals	Graph	15	\$93,246.00	\$93,246.00	\$93,246.00	\$93,246.00

Latitude: 42.862376 Longitude: -78.867745

Employer Name/Employer Address	Graph	Count	Mean Wage	Median Wage	Lowest Wage	Highest Wage
MANUFACTURERS AND TRADE TRUST COMPANY, ONE M & T PLAZA, BUFFALO, NY (https://www.google.com/maps/place/ONE%20M%20%26AMP;%20T%20PLAZA,BUFFALO,NY)	Graph	1	\$129,032.00	\$129,032.00	\$129,032.00	\$129,032.00
PHILLIPS LYTLE LLP, ONE CANALSIDE, BUFFALO, NY (https://www.google.com/maps/place/ONE%20CANALSIDE,BUFFALO,NY)	Graph	1	\$100,000.00	\$100,000.00	\$100,000.00	\$100,000.00
UNIVERSITY OF EMERGENCY MEDICAL SERVICES, INC., 100 HIGH STREET, D-6, BUFFALO, NY (https://www.google.com/maps/place/100%20HIGH%20STREET,%20D-6,BUFFALO,NY)	Graph	1	\$68,000.00	\$68,000.00	\$68,000.00	\$68,000.00
MANUFACTURERS AND TRADE TRUST COMPANY, ONE M&T PLAZA, BUFFALO, NY (https://www.google.com/maps/place/ONE%20M%20%26T%20PLAZA,BUFFALO,NY)	Graph	4	\$81,437.25	\$86,237.00	\$62,962.00	\$88,275.00
MANUFACTURERS AND TRADE TRUST COMPANY, ONE M & T PLAZA, BUFFALO, NY (https://www.google.com/maps/place/ONE%20M%20%26%20T%20PLAZA,BUFFALO,NY)	Graph	5	\$98,432.40	\$97,120.00	\$73,362.00	\$137,280.00
MANUFACTURERS AND TRADERS TRUST COMPANY, ONE M&T PLAZA, BUFFALO, NY (https://www.google.com/maps/place/ONE%20M%20%26T%20PLAZA,BUFFALO,NY)	Graph	5	\$101,310.80	\$88,774.00	\$60,590.00	\$167,500.00
HSBC BANK USA, N.A., 95 WASHINGTON STREET, ATRIUM - 1 NW, BUFFALO, NY (https://www.google.com/maps/place/95%20WASHINGTON%20STREET,%20ATRIUM%20-%201NW,BUFFALO,NY)	Graph	92	\$115,939.29	\$105,000.00	\$62,000.00	\$350,000.00
Totals	Graph	109	\$112,733.13	\$102,690.00	\$60,590.00	\$350,000.00

Employer Name/Worksite Address	Graph	Count	Mean Wage	Median Wage	Lowest Wage
ACADEMIC MEDICINE SERVICES, INC., BUFFALO GENERAL HOSPITAL, BUFFALO, NY (https://www.google.com/maps/place/BUFFALO%20GENERAL%20HOSPITAL,BUFFALO,NY)	Graph	1	\$150,000.00	\$150,000.00	\$150,000.00
CAPGEMINI AMERICA INC, 95 WASHINGTON STREET, ATRIUM CENTER, BUFFALO, NY (https://www.google.com/maps/place/95%20WASHINGTON%20STREET,%20ATRIUM%20CENTER,BUFFALO,NY)	Graph	1	\$67,829.00	\$67,829.00	\$67,829.00
PHILLIPS LYTLE LLP, ONE CANALSIDE, BUFFALO, NY (https://www.google.com/maps/place/ONE%20CANALSIDE,BUFFALO,NY)	Graph	1	\$100,000.00	\$100,000.00	\$100,000.00

Employer Name/Worksite Address	Graph	Count	Mean Wage	Median Wage	Lowest Wage
RESEARCH FOUNDATION OF SUNY AT BUFFALO, SUNY AT BUFFALO, HJKRI, BUFFALO, NY (https://www.google.com/maps/place/SUNY%20AT%20BUFFALO,%20HJKRI,BUFFALO,NY)	Graph	1	\$38,958.40	\$38,958.40	\$38,958.40
SLK AMERICA INC., 465 MAIN STREET, BUFFALO, NY (https://www.google.com/maps/place/465%20MAIN%20STREET,BUFFALO,NY)	Graph	1	\$86,450.00	\$86,450.00	\$86,450.00
UNIVERSITY NEUROLOGY, INC., 100 HIGH STREET, BUFFALO, NY (https://www.google.com/maps/place/100%20HIGH%20STREET,BUFFALO,NY)	Graph	1	\$57,500.00	\$57,500.00	\$57,500.00
UNIVERSITY OF EMERGENCY MEDICAL SERVICES, INC., 100 HIGH STREET, D-6, BUFFALO, NY (https://www.google.com/maps/place/100%20HIGH%20STREET,%20D-6,BUFFALO,NY)	Graph	1	\$68,000.00	\$68,000.00	\$68,000.00
CAPGEMINI AMERICA INC, 95 WASHINGTON STREET ATRIUM CENTER, BUFFALO, NY (https://www.google.com/maps/place/95%20WASHINGTON%20STREET%20ATRIUM%20CENTER,BUFFALO,NY)	Graph	2	\$60,000.00	\$60,000.00	\$60,000.00
MANUFACTURERS AND TRADERS TRUST COMPANY, M&T CENTER, BUFFALO, NY (https://www.google.com/maps/place/M%26T%20CENTER,BUFFALO,NY)	Graph	2	\$114,045.00	\$60,590.00	\$60,590.00
VEDICSOFT SOLUTIONS LLC, HSBC, BUFFALO, NY (https://www.google.com/maps/place/HSBC,BUFFALO,NY)	Graph	2	\$75,733.00	\$75,733.00	\$75,733.00
SLK AMERICA INC., 465 MAIN STREET, BUFFALO, NY (https://www.google.com/maps/place/465%20MAIN%20STREET,BUFFALO,NY)	Graph	3	\$63,980.00	\$63,470.00	\$63,470.00
SUNSOFT SERVICES INC, 95 WASHINGTON ST, BUFFALO, NY (https://www.google.com/maps/place/95%20WASHINGTON%20ST,BUFFALO,NY)	Graph	4	\$62,375.25	\$60,000.00	\$60,000.00
HSBC BANK USA, N.A., 95 WASHINGTON STREET, BUFFALO, NY (https://www.google.com/maps/place/95%20WASHINGTON%20STREET,BUFFALO,NY)	Graph	8	\$87,409.88	\$83,000.00	\$65,000.00
ACADEMIC MEDICINE SERVICES, BUFFALO GENERAL MEDICAL CENTER, BUFFALO, NY (https://www.google.com/maps/place/BUFFALO%20GENERAL%20MEDICAL%20CENTER,BUFFALO,NY)	Graph	9	\$233,865.60	\$178,000.00	\$145,000.00
STATE UNIVERSITY OF NEW YORK AT BUFFALO, STATE UNIVERSITY OF NEW YORK AT BUFFALO, BUFFALO, NY (https://www.google.com/maps/place/STATE%20UNIVERSITY%20OF%20NEW%20YORK%20AT%20BUFFALO,BUFFALO,NY)	Graph	10	\$52,809.30	\$46,923.00	\$38,958.40
SLK AMERICA INC., LAFAYETTE COURT, BUFFALO, NY (https://www.google.com/maps/place/LAFAYETTE%20COURT,BUFFALO,NY)	Graph	12	\$90,514.17	\$88,000.00	\$65,000.00
DELOITTE CONSULTING LLP, ONE M&T PLAZA, BUFFALO, NY (https://www.google.com/maps/place/ONE%20M%26T%20PLAZA,BUFFALO,NY)	Graph	18	\$85,047.61	\$83,000.00	\$83,000.00
SLK AMERICA INC, 465 MAIN STREET, SUITE 700, BUFFALO, NY (https://www.google.com/maps/place/465%20MAIN%20STREET,%20SUITE%20700,BUFFALO,NY)	Graph	68	\$65,870.29	\$63,470.00	\$61,240.00
Totals	Graph	145	\$82,331.75	\$66,920.00	\$38,958.40

Latitude: 42.865355 Longitude: -73.784178

Employer Name/Worksite Address	Graph	Count	Mean Wage	Median Wage	Lowest Wage	Highest Wage
PROSOFT IT SERVICES, INC, 5 MAXWELL DR, CLIFTON PARK, NY (https://www.google.com/maps/place/5%20MAXWELL%20DR,CLIFTON%20PARK,NY)	Graph	2	\$65,000.00	\$65,000.00	\$65,000.00	\$65,000.00
Totals	Graph	2	\$65,000.00	\$65,000.00	\$65,000.00	\$65,000.00

Latitude: 42.865821 Longitude: -73.744901

Employer Name/Worksite Address	Graph	Count	Mean Wage	Median Wage	Lowest Wage	Highest Wage
E.NFRASTRUCTURE TECHNOLOGIES, 5 ENTERPRISE AVE, CLIFTON PARK, NY (https://www.google.com/maps/place/5%20ENTERPRISE%20AVE,CLIFTON%20PARK,NY)	Graph	1	\$85,000.00	\$85,000.00	\$85,000.00	\$85,000.00
NFRASTRUCTURE TECHNOLOGIES, LLC, 5 ENTERPRISE AVE, CLIFTON PARK, NY (https://www.google.com/maps/place/5%20ENTERPRISE%20AVE,CLIFTON%20PARK,NY)	Graph	1	\$85,000.00	\$85,000.00	\$85,000.00	\$85,000.00
Totals	Graph	2	\$85,000.00	\$85,000.00	\$85,000.00	\$85,000.00

Employer Name/Worksite Address	Graph	Count	Mean Wage	Median Wage	Lowest Wage	Highest Wage
E.NFRASTRUCTURE TECHNOLOGIES, 5 ENTERPRISE AVE, CLIFTON PARK, NY (https://www.google.com/maps/place/5%20ENTERPRISE%20AVE,CLIFTON%20PARK,NY)	Graph	2	\$85,000.00	\$85,000.00	\$85,000.00	\$85,000.00
Totals	Graph	2	\$85,000.00	\$85,000.00	\$85,000.00	\$85,000.00

Latitude: 42.868894 Longitude: -78.741866

Employer Name/Worksite Address	Graph	Count	Mean Wage	Median Wage	Lowest Wage	Highest Wage
AVID TECHNOLOGY, INC., 7 SLATE CREEK DRIVE, CHEEKTOWAGA, NY (https://www.google.com/maps/place/7%20SLATE%20CREEK%20DRIVE,CHEEKTOWAGA,NY)	Graph	1	\$87,500.00	\$87,500.00	\$87,500.00	\$87,500.00
Totals	Graph	1	\$87,500.00	\$87,500.00	\$87,500.00	\$87,500.00

Latitude: 42.870568 Longitude: -78.876202

Employer Name/Worksite Address	Graph	Count	Mean Wage	Median Wage	Lowest Wage	Highest Wage
GENERAL MILLS, INC., 54 S MICHIGAN AVENUE, BUFFALO, NY (https://www.google.com/maps/place/54%20S%20MICHIGAN%20AVENUE,BUFFALO,NY)	Graph	1	\$70,429.00	\$70,429.00	\$70,429.00	\$70,429.00
Totals	Graph	1	\$70,429.00	\$70,429.00	\$70,429.00	\$70,429.00

Latitude: 42.873001 Longitude: -77.008427

Employer Name/Worksite Address	Graph	Count	Mean Wage	Median Wage	Lowest Wage	Highest Wage
AGRO RESEARCH INTERNATIONAL LLC, 500 TECHNOLOGY FARM DRIVE, GENEVA, NY (https://www.google.com/maps/place/500%20TECHNOLOGY%20FARM%20DRIVE,GENEVA,NY)	Graph	1	\$50,000.00	\$50,000.00	\$50,000.00	\$50,000.00
Totals	Graph	1	\$50,000.00	\$50,000.00	\$50,000.00	\$50,000.00

Latitude: 42.874561 Longitude: -78.740456

Employer Name/Worksite Address	Graph	Count	Mean Wage	Median Wage	Lowest Wage	Highest Wage
SIRITEK INC, 70 SLATE CREEK DR, CHEEKTOWAGA, NY (https://www.google.com/maps/place/70%20SLATE%20CREEK%20DR,CHEEKTOWAGA,NY)	Graph	1	\$80,000.00	\$80,000.00	\$80,000.00	\$80,000.00
Totals	Graph	1	\$80,000.00	\$80,000.00	\$80,000.00	\$80,000.00

Latitude: 42.874701 Longitude: -78.850263

Employer Name/Employer Address	Graph	Count	Mean Wage	Median Wage	Lowest Wage	Highest Wage
KALEIDA HEALTH, 726 EXCHANGE STREET, BUFFALO, NY (https://www.google.com/maps/place/726%20EXCHANGE%20STREET,BUFFALO,NY)	Graph	1	\$77,000.00	\$77,000.00	\$77,000.00	\$77,000.00
KALEIDA HEALTH, 726 EXCHANGE STREET, SUITE 280, BUFFALO, NY (https://www.google.com/maps/place/726%20EXCHANGE%20STREET,%20SUITE%20280,BUFFALO,NY)	Graph	1	\$65,000.00	\$65,000.00	\$65,000.00	\$65,000.00
Totals	Graph	2	\$71,000.00	\$65,000.00	\$65,000.00	\$77,000.00

Employer Name/Worksite Address	Graph	Count	Mean Wage	Median Wage	Lowest Wage	Highest Wage
ERP ANALYSTS, INC., 726 EXCHANGE ST., BUFFALO, NY (https://www.google.com/maps/place/726%20EXCHANGE%20ST.,BUFFALO,NY)	Graph	1	\$87,090.00	\$87,090.00	\$87,090.00	\$87,090.00
KALEIDA HEALTH, 726 EXCHANGE STREET, BUFFALO, NY (https://www.google.com/maps/place/726%20EXCHANGE%20STREET,BUFFALO,NY)	Graph	2	\$62,795.00	\$60,590.00	\$60,590.00	\$65,000.00
Totals	Graph	3	\$70,893.33	\$65,000.00	\$60,590.00	\$87,090.00

Latitude: 42.875441 Longitude: -78.850611

Employer Name/Worksite Address	Graph	Count	Mean Wage	Median Wage	Lowest Wage	Highest Wage
KEYBANK NATIONAL ASSOCIATION, 239 VAN RENSSELAER STREET, BUFFALO, NY (https://www.google.com/maps/place/239%20VAN%20RENSSELAER%20STREET,BUFFALO,NY)	Graph	1	\$189,625.00	\$189,625.00	\$189,625.00	\$189,625.00

Employer Name/Worksite Address	Graph	Count	Mean Wage	Median Wage	Lowest Wage	Highest Wage
Totals	Graph	1	\$189,625.00	\$189,625.00	\$189,625.00	\$189,625.00

Latitude: 42.875597 Longitude: -78.85611

Employer Name/Worksite Address	Graph	Count	Mean Wage	Median Wage	Lowest Wage	Highest Wage
COMMUNITY CONNECTIONS OF NY, INC., 567 EXCHANGE STREET, BUFFALO, NY (https://www.google.com/maps/place/567%20EXCHANGE%20STREET,BUFFALO,NY)	Graph	1	\$50,000.00	\$50,000.00	\$50,000.00	\$50,000.00
Totals	Graph	1	\$50,000.00	\$50,000.00	\$50,000.00	\$50,000.00

Employer Name/Worksite Address	Graph	Count	Mean Wage	Median Wage	Lowest Wage	Highest Wage
COMMUNITY CONNECTIONS OF NY, INC., 567 EXCHANGE STREET, BUFFALO, NY (https://www.google.com/maps/place/567%20EXCHANGE%20STREET,BUFFALO,NY)	Graph	1	\$50,000.00	\$50,000.00	\$50,000.00	\$50,000.00
Totals	Graph	1	\$50,000.00	\$50,000.00	\$50,000.00	\$50,000.00

Latitude: 42.875864 Longitude: -78.869564

Employer Name/Worksite Address	Graph	Count	Mean Wage	Median Wage	Lowest Wage	Highest Wage
LIAZON CORPORATION, 199 SCOTT STREET, BUFFALO, NY (https://www.google.com/maps/place/199%20SCOTT%20STREET,BUFFALO,NY)	Graph	11	\$79,037.64	\$76,294.00	\$65,000.00	\$95,160.00
Totals	Graph	11	\$79,037.64	\$76,294.00	\$65,000.00	\$95,160.00

Employer Name/Worksite Address	Graph	Count	Mean Wage	Median Wage	Lowest Wage	Highest Wage
LIAZON CORPORATION, 199 SCOTT STREET, BUFFALO, NY (https://www.google.com/maps/place/199%20SCOTT%20STREET,BUFFALO,NY)	Graph	9	\$78,680.00	\$76,125.00	\$65,000.00	\$95,160.00
Totals	Graph	9	\$78,680.00	\$76,125.00	\$65,000.00	\$95,160.00

Latitude: 42.876309 Longitude: -78.851037

Employer Name/Worksite Address	Graph	Count	Mean Wage	Median Wage	Lowest Wage	Highest Wage
ERNST & YOUNG U.S. LLP, 680 SENECA ST, BUFFALO, NY (https://www.google.com/maps/place/680%20SENECA%20ST,BUFFALO,NY)	Graph	2	\$131,140.00	\$131,140.00	\$131,140.00	\$131,140.00
Totals	Graph	2	\$131,140.00	\$131,140.00	\$131,140.00	\$131,140.00

Latitude: 42.876521 Longitude: -78.831793

Employer Name/Worksite Address	Graph	Count	Mean Wage	Median Wage	Lowest Wage	Highest Wage
BUFFALO WIRE WORKS CO. INC., 1165 CLINTON STREET, BUFFALO, NY (https://www.google.com/maps/place/1165%20CLINTON%20STREET,BUFFALO,NY)	Graph	2	\$48,006.40	\$48,006.40	\$48,006.40	\$48,006.40
Totals	Graph	2	\$48,006.40	\$48,006.40	\$48,006.40	\$48,006.40

Employer Name/Worksite Address	Graph	Count	Mean Wage	Median Wage	Lowest Wage	Highest Wage
BUFFALO WIRE WORKS CO. INC., 1165 CLINTON STREET, BUFFALO, NY (https://www.google.com/maps/place/1165%20CLINTON%20STREET,BUFFALO,NY)	Graph	2	\$48,006.40	\$48,006.40	\$48,006.40	\$48,006.40
Totals	Graph	2	\$48,006.40	\$48,006.40	\$48,006.40	\$48,006.40

Latitude: 42.876634 Longitude: -78.862108

Employer Name/Worksite Address	Graph	Count	Mean Wage	Median Wage	Lowest Wage	Highest Wage
DELOITTE & TOUCHE LLP, 400 EXCHANGE STREET, BUFFALO, NY (https://www.google.com/maps/place/400%20EXCHANGE%20STREET,BUFFALO,NY)	Graph	3	\$54,000.00	\$54,000.00	\$54,000.00	\$54,000.00
Totals	Graph	3	\$54,000.00	\$54,000.00	\$54,000.00	\$54,000.00

Latitude: 42.877009 Longitude: -78.876062

Employer Name/Employer Address	Graph	Count	Mean Wage	Median Wage	Lowest Wage	Highest Wage
HSBC BANK USA, N.A., 95 WASHINGTON STREET, BUFFALO, NY (https://www.google.com/maps/place/95%20WASHINGTON%20STREET,BUFFALO,NY)	Graph	1	\$180,000.00	\$180,000.00	\$180,000.00	\$180,000.00
HSBC GLOBAL ASSET MANAGEMENT (USA) INC., 95 WASHINGTON STREET, BUFFALO, NY (https://www.google.com/maps/place/95%20WASHINGTON%20STREET,BUFFALO,NY)	Graph	1	\$125,000.00	\$125,000.00	\$125,000.00	\$125,000.00
HSBC SECURITIES (USA) INC., 95 WASHINGTON STREET, BUFFALO, NY (https://www.google.com/maps/place/95%20WASHINGTON%20STREET,BUFFALO,NY)	Graph	19	\$129,894.15	\$125,000.00	\$77,000.00	\$250,000.00
Totals	Graph	21	\$132,047.09	\$125,000.00	\$77,000.00	\$250,000.00

Employer Name/Worksite Address	Graph	Count	Mean Wage	Median Wage	Lowest Wage	Highest Wage
HSBC BANK USA, N.A., 95 WASHINGTON STREET, FLOOR 2N, BUFFALO, NY (https://www.google.com/maps/place/95%20WASHINGTON%20STREET,%20FLOOR%202N,BUFFALO,NY)	Graph	1	\$97,531.00	\$97,531.00	\$97,531.00	\$97,531.00
PROWISE SOLUTIONS, INC., 95 WASHINGTON ST., BUFFALO, NY (https://www.google.com/maps/place/95%20WASHINGTON%20ST.,BUFFALO,NY)	Graph	1	\$75,000.00	\$75,000.00	\$75,000.00	\$75,000.00
CAPGEMINI AMERICA INC, 95 WASHINGTON STREET, BUFFALO, NY (https://www.google.com/maps/place/95%20%20WASHINGTON%20STREET,BUFFALO,NY)	Graph	2	\$60,000.00	\$60,000.00	\$60,000.00	\$60,000.00
CAPGEMINI AMERICA INC, 95 WASHINGTON STREET, NORTH BUFFALO, NY (https://www.google.com/maps/place/95%20WASHINGTON%20STREET,NORTH%20BUFFALO,NY)	Graph	4	\$62,545.50	\$61,651.00	\$61,651.00	\$63,440.00
8K MILES SOFTWARE SERVICES INC, 95 WASHINGTON ST, BUFFALO, NY (https://www.google.com/maps/place/95%20WASHINGTON%20ST,BUFFALO,NY)	Graph	15	\$77,607.33	\$75,000.00	\$60,000.00	\$126,000.00
HSBC BANK USA, N.A., 95 WASHINGTON STREET, BUFFALO, NY (https://www.google.com/maps/place/95%20WASHINGTON%20STREET,BUFFALO,NY)	Graph	23	\$87,321.09	\$87,745.00	\$60,000.00	\$111,867.00
Totals	Graph	46	\$80,765.39	\$77,667.00	\$60,000.00	\$126,000.00

Latitude: 42.877523 Longitude: -78.857878

Employer Name/Worksite Address	Graph	Count	Mean Wage	Median Wage	Lowest Wage	Highest Wage
ORACLE AMERICA, INC, 500 SENECA STREET, SUITE 507, BUFFALO, NY (https://www.google.com/maps/place/500%20SENECA%20STREET,%20SUITE%20507,BUFFALO,NY)	Graph	20	\$91,072.50	\$72,779.00	\$72,779.00	\$109,366.00
Totals	Graph	20	\$91,072.50	\$72,779.00	\$72,779.00	\$109,366.00

Latitude: 42.877878 Longitude: -78.807858

Employer Name/Employer Address	Graph	Count	Mean Wage	Median Wage	Lowest Wage	Highest Wage
CVM ELECTRIC INC., 220 DINGENS STREET, BUFFALO, NY (https://www.google.com/maps/place/220%20DINGENS%20STREET,BUFFALO,NY)	Graph	1	\$65,000.00	\$65,000.00	\$65,000.00	\$65,000.00
Totals	Graph	1	\$65,000.00	\$65,000.00	\$65,000.00	\$65,000.00

Employer Name/Worksite Address	Graph	Count	Mean Wage	Median Wage	Lowest Wage	Highest Wage
CVM ELECTRIC INC., 220 DINGENS STREET, BUFFALO, NY (https://www.google.com/maps/place/220%20DINGENS%20STREET,BUFFALO,NY)	Graph	1	\$65,000.00	\$65,000.00	\$65,000.00	\$65,000.00

Employer Name/Worksite Address	Graph	Count	Mean Wage	Median Wage	Lowest Wage	Highest Wage
Totals	Graph	1	\$65,000.00	\$65,000.00	\$65,000.00	\$65,000.00

Latitude: 42.87954 Longitude: -76.983929

Employer Name/Employer Address	Graph	Count	Mean Wage	Median Wage	Lowest Wage	Highest Wage
HUDSON DATA, LLC, 122 NORTH GENESEE STREET, GENEVA, NY (https://www.google.com/maps/place/122%20NORTH%20GENESEE%20STREET,GENEVA,NY)	Graph	1	\$120,000.00	\$120,000.00	\$120,000.00	\$120,000.00
HUDSON DATA, LLC., 122 NORTH GENESEE STREET, GENEVA, NY (https://www.google.com/maps/place/122%20NORTH%20GENESEE%20STREET,GENEVA,NY)	Graph	1	\$65,000.00	\$65,000.00	\$65,000.00	\$65,000.00
HUDSON DATA LLC, 122 N GENESEE STREET, GENEVA, NY (https://www.google.com/maps/place/122%20N%20GENESEE%20STREET,GENEVA,NY)	Graph	11	\$61,792.18	\$60,000.00	\$60,000.00	\$70,000.00
HUDSON DATA LLC, 122 N. GENESEE STREET, SUITE 302A, GENEVA, NY (https://www.google.com/maps/place/122%20N.%20GENESEE%20STREET,%20SUITE%20302A,GENEVA,NY)	Graph	15	\$68,046.60	\$61,734.00	\$60,000.00	\$98,800.00
Totals	Graph	28	\$67,336.18	\$61,734.00	\$60,000.00	\$120,000.00

Employer Name/Worksite Address	Graph	Count	Mean Wage	Median Wage	Lowest Wage	Highest Wage
HUDSON DATA LLC, 122 N GENESEE ST, GENEVA, NY (https://www.google.com/maps/place/122%20N%20GENESEE%20ST,GENEVA,NY)	Graph	1	\$60,000.00	\$60,000.00	\$60,000.00	\$60,000.00
HUDSON DATA LLC, 122 N. GENESEE STREET,, GENEVA, NY (https://www.google.com/maps/place/122%20N.%20GENESEE%20STREET,,GENEVA,NY)	Graph	1	\$65,957.00	\$65,957.00	\$65,957.00	\$65,957.00
HUDSON DATA LLC, 122 N. GENESEE STREET, GENEVA, NY (https://www.google.com/maps/place/122%20N.%20GENESEE%20STREET,GENEVA,NY)	Graph	2	\$79,400.00	\$60,000.00	\$60,000.00	\$98,800.00
HUDSON DATA LLC, 122 N GENESEE STREET, SUITE 302A, GENEVA, NY (https://www.google.com/maps/place/122%20N%20GENESEE%20STREET,%20SUITE%20302A,GENEVA,NY)	Graph	3	\$61,156.00	\$61,734.00	\$60,000.00	\$61,734.00
HUDSON DATA LLC, 122 N. GENESEE STREET, SUITE 302A, GENEVA, NY (https://www.google.com/maps/place/122%20N.%20GENESEE%20STREET,%20SUITE%20302A,GENEVA,NY)	Graph	3	\$63,333.33	\$60,000.00	\$60,000.00	\$70,000.00
HUDSON DATA LLC, 122 N GENESEE STREET, GENEVA, NY (https://www.google.com/maps/place/122%20N%20GENESEE%20STREET,GENEVA,NY)	Graph	12	\$61,642.83	\$60,000.00	\$60,000.00	\$70,000.00
Totals	Graph	22	\$63,542.68	\$60,000.00	\$60,000.00	\$98,800.00

Latitude: 42.88071 Longitude: -78.883555

Employer Name/Employer Address	Graph	Count	Mean Wage	Median Wage	Lowest Wage	Highest Wage
SYNACOR, INC., 40 LA RIVIERE DRIVE, BUFFALO, NY (https://www.google.com/maps/place/40%20LA%20RIVIERE%20DRIVE,BUFFALO,NY)	Graph	8	\$63,723.38	\$60,944.00	\$54,475.00	\$81,765.00
Totals	Graph	8	\$63,723.38	\$60,944.00	\$54,475.00	\$81,765.00

Employer Name/Worksite Address	Graph	Count	Mean Wage	Median Wage	Lowest Wage	Highest Wage
BERGMANN ASSOCIATES, ARCHITECTS, ENGINEERS, LANDSCAPE ARCHITECTS & SUR, 40 LA RIVIERE DR., BUFFALO, NY (https://www.google.com/maps/place/40%20LA%20RIVIERE%20DR.,BUFFALO,NY)	Graph	1	\$72,280.00	\$72,280.00	\$72,280.00	\$72,280.00
SYNACOR, INC., 40 LA RIVIERE DRIVE, BUFFALO, NY (https://www.google.com/maps/place/40%20LA%20RIVIERE%20DRIVE,BUFFALO,NY)	Graph	8	\$63,723.38	\$60,944.00	\$54,475.00	\$81,765.00
Totals	Graph	9	\$64,674.11	\$60,944.00	\$54,475.00	\$81,765.00

Latitude: 42.880878 Longitude: -78.811344

Employer Name/Worksite Address	Graph	Count	Mean Wage	Median Wage	Lowest Wage	Highest Wage
--------------------------------	-------	-------	-----------	-------------	-------------	--------------

Employer Name/Worksite Address	Graph	Count	Mean Wage	Median Wage	Lowest Wage	Highest Wage
SOUTH BUFFALO RUGBY FOOTBALL CLUB, FRANCZYK PARK, FLEMING STREET, BUFFALO, NY (https://www.google.com/maps/place/Franczyk%20Park,%20Fleming%20Street,Buffalo,NY)	Graph	1	\$23,732.80	\$23,732.80	\$23,732.80	\$23,732.80
Totals	Graph	1	\$23,732.80	\$23,732.80	\$23,732.80	\$23,732.80

Latitude: 42.88214 Longitude: -78.861325

Employer Name/Worksite Address	Graph	Count	Mean Wage	Median Wage	Lowest Wage	Highest Wage
LIAZON CORPORATION, 199 SCOTT STREET, BUFFALO, NY (https://www.google.com/maps/place/199%20Scott%20Street,Buffalo,NY)	Graph	1	\$85,000.00	\$85,000.00	\$85,000.00	\$85,000.00
Totals	Graph	1	\$85,000.00	\$85,000.00	\$85,000.00	\$85,000.00

Latitude: 42.882425 Longitude: -76.969295

Employer Name/Worksite Address	Graph	Count	Mean Wage	Median Wage	Lowest Wage	Highest Wage
ZOTOS INTERNATIONAL INC., 300 FORGE AVENUE, GENEVA, NY (https://www.google.com/maps/place/300%20Forge%20Avenue,Geneva,NY)	Graph	2	\$65,771.36	\$65,771.36	\$65,771.36	\$65,771.36
Totals	Graph	2	\$65,771.36	\$65,771.36	\$65,771.36	\$65,771.36

Latitude: 42.882532 Longitude: -78.875329

Employer Name/Employer Address	Graph	Count	Mean Wage	Median Wage	Lowest Wage	Highest Wage
ELLCOTT DEVELOPMENT COMPANY, 295 MAIN STREET, BUFFALO, NY (https://www.google.com/maps/place/295%20Main%20Street,Buffalo,NY)	Graph	1	\$41,000.00	\$41,000.00	\$41,000.00	\$41,000.00
Totals	Graph	1	\$41,000.00	\$41,000.00	\$41,000.00	\$41,000.00

Employer Name/Worksite Address	Graph	Count	Mean Wage	Median Wage	Lowest Wage	Highest Wage
ELLCOTT DEVELOPMENT COMPANY, 295 MAIN STREET, BUFFALO, NY (https://www.google.com/maps/place/295%20Main%20Street,Buffalo,NY)	Graph	1	\$41,000.00	\$41,000.00	\$41,000.00	\$41,000.00
Totals	Graph	1	\$41,000.00	\$41,000.00	\$41,000.00	\$41,000.00

Latitude: 42.8833 Longitude: -78.875045

Employer Name/Employer Address	Graph	Count	Mean Wage	Median Wage	Lowest Wage	Highest Wage
MANUFACTURERS AND TRADE TRUST COMPANY, ONE M AND T PLAZA, BUFFALO, NY (https://www.google.com/maps/place/One%20M%20and%20T%20Plaza,Buffalo,NY)	Graph	2	\$104,270.00	\$99,174.00	\$99,174.00	\$109,366.00
Totals	Graph	2	\$104,270.00	\$99,174.00	\$99,174.00	\$109,366.00

Employer Name/Worksite Address	Graph	Count	Mean Wage	Median Wage	Lowest Wage	Highest Wage
POLARIS CONSULTING & SERVICES, LTD., ONE M AND T PLAZA, BUFFALO, NY (https://www.google.com/maps/place/One%20M%20and%20T%20Plaza,Buffalo,NY)	Graph	24	\$61,876.83	\$60,000.00	\$60,000.00	\$81,557.00
Totals	Graph	24	\$61,876.83	\$60,000.00	\$60,000.00	\$81,557.00

Latitude: 42.883683 Longitude: -78.868358

Employer Name/Employer Address	Graph	Count	Mean Wage	Median Wage	Lowest Wage	Highest Wage
--------------------------------	-------	-------	-----------	-------------	-------------	--------------

Employer Name/Employer Address	Graph	Count	Mean Wage	Median Wage	Lowest Wage	Highest Wage
BAK USA TECHNOLOGIES CORP, 425 MICHIGAN AVENUE, BUFFALO, NY (https://www.google.com/maps/place/425%20MICHIGAN%20AVENUE,BUFFALO,NY)	Graph	1	\$31,200.00	\$31,200.00	\$31,200.00	\$31,200.00
Totals	Graph	1	\$31,200.00	\$31,200.00	\$31,200.00	\$31,200.00

Employer Name/Worksite Address	Graph	Count	Mean Wage	Median Wage	Lowest Wage	Highest Wage
BAK USA TECHNOLOGIES CORP, 425 MICHIGAN AVENUE, BUFFALO, NY (https://www.google.com/maps/place/425%20MICHIGAN%20AVENUE,BUFFALO,NY)	Graph	1	\$31,200.00	\$31,200.00	\$31,200.00	\$31,200.00
Totals	Graph	1	\$31,200.00	\$31,200.00	\$31,200.00	\$31,200.00

Latitude: 42.883992 Longitude: -78.874863

Employer Name/Worksite Address	Graph	Count	Mean Wage	Median Wage	Lowest Wage	Highest Wage
SLK AMERICA INC., 345 MAIN STREET, BUFFALO, NY (https://www.google.com/maps/place/345%20MAIN%20STREET,BUFFALO,NY)	Graph	2	\$65,000.00	\$65,000.00	\$65,000.00	\$65,000.00
Totals	Graph	2	\$65,000.00	\$65,000.00	\$65,000.00	\$65,000.00

Latitude: 42.884204 Longitude: -78.746136

Employer Name/Worksite Address	Graph	Count	Mean Wage	Median Wage	Lowest Wage	Highest Wage
DIGITAL SURVEILLANCE SOLUTIONS, INC., 2727 BROADWAY STREET, BUFFALO, NY (https://www.google.com/maps/place/2727%20BROADWAY%20STREET,BUFFALO,NY)	Graph	1	\$49,500.00	\$49,500.00	\$49,500.00	\$49,500.00
MANUFACTURERS AND TRADE TRUST COMPANY, APPLETREE BUSINESS PARK, CHEEKTOWAGA, NY (https://www.google.com/maps/place/APPLETREE%20BUSINESS%20PARK,CHEEKTOWAGA,NY)	Graph	1	\$129,032.00	\$129,032.00	\$129,032.00	\$129,032.00
MANUFACTURERS AND TRADERS TRUST COMPANY, 80 HOLTZ DRIVE, CHEEKTOWAGA, NY (https://www.google.com/maps/place/80%20HOLTZ%20DRIVE,CHEEKTOWAGA,NY)	Graph	1	\$87,000.00	\$87,000.00	\$87,000.00	\$87,000.00
SLK AMERICA INC., 2875 UNION ROAD, CHEEKTOWAGA, NY (https://www.google.com/maps/place/2875%20UNION%20ROAD,CHEEKTOWAGA,NY)	Graph	2	\$64,460.00	\$62,000.00	\$62,000.00	\$66,920.00
Totals	Graph	5	\$78,890.40	\$66,920.00	\$49,500.00	\$129,032.00

Latitude: 42.884292 Longitude: -78.696851

Employer Name/Worksite Address	Graph	Count	Mean Wage	Median Wage	Lowest Wage	Highest Wage
GENTLE DENTISTRY OF LANCASTER, PLLC, 5007 TRANSIT ROAD, DEPEW, NY (https://www.google.com/maps/place/5007%20TRANSIT%20ROAD,DEPEW,NY)	Graph	1	\$139,984.00	\$139,984.00	\$139,984.00	\$139,984.00
Totals	Graph	1	\$139,984.00	\$139,984.00	\$139,984.00	\$139,984.00

Latitude: 42.88444 Longitude: -78.87471

Employer Name/Worksite Address	Graph	Count	Mean Wage	Median Wage	Lowest Wage	Highest Wage
VIRTUSA CORPORATION, 369 MAIN ST, BUFFALO, NY (https://www.google.com/maps/place/369%20MAIN%20ST,BUFFALO,NY)	Graph	1	\$83,000.00	\$83,000.00	\$83,000.00	\$83,000.00
Totals	Graph	1	\$83,000.00	\$83,000.00	\$83,000.00	\$83,000.00

Latitude: 42.88479 Longitude: -78.886669

Employer Name/Worksite Address	Graph	Count	Mean Wage	Median Wage	Lowest Wage	Highest Wage
--------------------------------	-------	-------	-----------	-------------	-------------	--------------

Employer Name/Worksite Address	Graph	Count	Mean Wage	Median Wage	Lowest Wage	Highest Wage
BERGMANN ASSOCIATES, INC., 40 LARIVIERA DRIVE, BUFFALO, NY (https://www.google.com/maps/place/40%20LARIVIERA%20DRIVE,BUFFALO,NY)	Graph	2	\$63,502.00	\$63,502.00	\$63,502.00	\$63,502.00
Totals	Graph	2	\$63,502.00	\$63,502.00	\$63,502.00	\$63,502.00

Latitude: 42.884806 Longitude: -77.214215

Employer Name/Worksite Address	Graph	Count	Mean Wage	Median Wage	Lowest Wage	Highest Wage
GRANDISON MANAGEMENT, INC., 3062 COUNTY COMPLEX DRIVE, CANANDAIGUA, NY (https://www.google.com/maps/place/3062%20COUNTY%20COMPLEX%20DRIVE,CANANDAIGUA,NY)	Graph	10	\$60,819.20	\$60,819.20	\$60,819.20	\$60,819.20
Totals	Graph	10	\$60,819.20	\$60,819.20	\$60,819.20	\$60,819.20

Latitude: 42.884865 Longitude: -78.873496

Employer Name/Worksite Address	Graph	Count	Mean Wage	Median Wage	Lowest Wage	Highest Wage
POLARIS CONSULTING AND SERVICES LTD, 369 WASHINGTON STREET, BUFFALO, NY (https://www.google.com/maps/place/369%20WASHINGTON%20STREET,BUFFALO,NY)	Graph	3	\$101,563.31	\$102,690.00	\$91,999.92	\$110,000.00
Totals	Graph	3	\$101,563.31	\$102,690.00	\$91,999.92	\$110,000.00

Latitude: 42.884902 Longitude: -78.882076

Employer Name/Employer Address	Graph	Count	Mean Wage	Median Wage	Lowest Wage	Highest Wage
HEALTHNOW NEW YORK INC., 257 WEST GENESEE STREET, BUFFALO, NY (https://www.google.com/maps/place/257%20WEST%20GENESEE%20STREET,BUFFALO,NY)	Graph	40	\$78,963.83	\$79,400.00	\$59,259.00	\$102,690.00
Totals	Graph	40	\$78,963.83	\$79,400.00	\$59,259.00	\$102,690.00



Employer Name/Worksite Address	Graph	Count	Mean Wage	Median Wage	Lowest Wage	Highest Wage
FIRST TEK , INC., 257 W. GENESEE STREET,, BUFFALO, NY (https://www.google.com/maps/place/257%20W.%20GENESEE%20STREET,,BUFFALO,NY)	Graph	1	\$66,000.00	\$66,000.00	\$66,000.00	\$66,000.00
SCEPTER TECHNOLOGIES INC, 257 W GENESEE, BUFFALO, NY (https://www.google.com/maps/place/257%20W%20GENESEE,BUFFALO,NY)	Graph	2	\$75,000.00	\$75,000.00	\$75,000.00	\$75,000.00
HEALTHNOW NEW YORK INC., 257 W. GENESEE STREET, BUFFALO, NY (https://www.google.com/maps/place/257%20W.%20GENESEE%20STREET,BUFFALO,NY)	Graph	9	\$77,800.00	\$79,400.00	\$65,000.00	\$79,400.00
HEALTHNOW NEW YORK INC., 257 WEST GENESEE STREET, BUFFALO, NY (https://www.google.com/maps/place/257%20WEST%20GENESEE%20STREET,BUFFALO,NY)	Graph	34	\$79,363.32	\$78,957.00	\$59,259.00	\$110,000.00
Totals	Graph	46	\$78,577.24	\$78,957.00	\$59,259.00	\$110,000.00

Latitude: 42.885171 Longitude: -78.874474

Employer Name/Employer Address	Graph	Count	Mean Wage	Median Wage	Lowest Wage	Highest Wage
EMERGENCETEK GROUP INC., 403 MAIN STREET, BUFFALO, NY (https://www.google.com/maps/place/403%20MAIN%20STREET,BUFFALO,NY)	Graph	3	\$94,166.67	\$85,000.00	\$77,500.00	\$120,000.00
Totals	Graph	3	\$94,166.67	\$85,000.00	\$77,500.00	\$120,000.00




Employer Name/Worksite Address	Graph	Count	Mean Wage	Median Wage	Lowest Wage	Highest Wage
EMERGENCETEK GROUP INC., 403 MAIN STREET, BUFFALO, NY (https://www.google.com/maps/place/403%20MAIN%20STREET,BUFFALO,NY)	Graph	3	\$94,166.67	\$85,000.00	\$77,500.00	\$120,000.00
Totals	Graph	3	\$94,166.67	\$85,000.00	\$77,500.00	\$120,000.00



Latitude: 42.885295 Longitude: -78.874573

Employer Name/Employer Address	Graph	Count	Mean Wage	Median Wage	Lowest Wage	Highest Wage
FREED MAXICK CPAS, P.C., SUITE 800, BUFFALO, NY (https://www.google.com/maps/place/SUITE%20800,BUFFALO,NY)		1	\$75,000.00	\$75,000.00	\$75,000.00	\$75,000.00
Totals		1	\$75,000.00	\$75,000.00	\$75,000.00	\$75,000.00






Employer Name/Worksite Address	Graph	Count	Mean Wage	Median Wage	Lowest Wage	Highest Wage
FREED MAXICK CPAS, P.C., 424 MAIN STREET, BUFFALO, NY (https://www.google.com/maps/place/424%20MAIN%20STREET,BUFFALO,NY)		1	\$75,000.00	\$75,000.00	\$75,000.00	\$75,000.00
Totals		1	\$75,000.00	\$75,000.00	\$75,000.00	\$75,000.00

Latitude: 42.885638 Longitude: -78.873266




Employer Name/Employer Address	Graph	Count	Mean Wage	Median Wage	Lowest Wage	Highest Wage
SCHENNE & ASSOCIATES, 391 WASHINGTON STREET, SUITE 800, BUFFALO, NY (https://www.google.com/maps/place/391%20WASHINGTON%20STREET,%20SUITE%20800,BUFFALO,NY)		2	\$41,600.00	\$41,600.00	\$41,600.00	\$41,600.00
LOUNG CONSTRUCTION INC., 391 WASHINGTON STREET, BUFFALO, NY (https://www.google.com/maps/place/391%20WASHINGTON%20STREET,BUFFALO,NY)		3	\$38,826.67	\$37,440.00	\$37,440.00	\$41,600.00
Totals		5	\$39,936.00	\$41,600.00	\$37,440.00	\$41,600.00

Employer Name/Worksite Address	Graph	Count	Mean Wage	Median Wage	Lowest Wage	Highest Wage
SCHENNE & ASSOCIATES, 391 WASHINGTON STREET, SUITE 800, BUFFALO, NY (https://www.google.com/maps/place/391%20WASHINGTON%20STREET,%20SUITE%20800,BUFFALO,NY)		2	\$41,600.00	\$41,600.00	\$41,600.00	\$41,600.00
LOUNG CONSTRUCTION INC., 391 WASHINGTON STREET, BUFFALO, NY (https://www.google.com/maps/place/391%20WASHINGTON%20STREET,BUFFALO,NY)		3	\$38,826.67	\$37,440.00	\$37,440.00	\$41,600.00
Totals		5	\$39,936.00	\$41,600.00	\$37,440.00	\$41,600.00

Latitude: 42.886754 Longitude: -78.873971

Employer Name/Worksite Address	Graph	Count	Mean Wage	Median Wage	Lowest Wage	Highest Wage
POLARIS CONSULTING & SERVICES, LTD., 465 MAIN ST., BUFFALO, NY (https://www.google.com/maps/place/465%20MAIN%20ST,BUFFALO,NY)		4	\$124,820.00	\$130,000.00	\$92,000.00	\$140,000.00
SLK AMERICA INC., 465 MAIN STREET, SUITE 700, BUFFALO, NY (https://www.google.com/maps/place/465%20MAIN%20STREET,%20SUITE%20700,BUFFALO,NY)		12	\$68,000.00	\$68,000.00	\$68,000.00	\$68,000.00
POLARIS CONSULTING & SERVICES LTD, 465 MAIN ST, BUFFALO, NY (https://www.google.com/maps/place/465%20MAIN%20ST,BUFFALO,NY)		21	\$98,258.00	\$95,000.00	\$68,000.00	\$141,000.00
POLARIS CONSULTING & SERVICES LTD, 465 MAIN STREET, BUFFALO, NY (https://www.google.com/maps/place/465%20MAIN%20STREET,BUFFALO,NY)		58	\$73,528.42	\$65,000.00	\$61,240.00	\$107,045.00
Totals		95	\$80,456.27	\$68,875.00	\$61,240.00	\$141,000.00

Latitude: 42.887635 Longitude: -78.88535

Employer Name/Worksite Address	Graph	Count	Mean Wage	Median Wage	Lowest Wage	Highest Wage
HSBC BANK USA, N.A., 95 WASHINGTON STREET, BUFFALO, NY (https://www.google.com/maps/place/95%20WASHINGTON%20STREET,BUFFALO,NY)		1	\$89,929.00	\$89,929.00	\$89,929.00	\$89,929.00
QUALITY MATRIX INC, HEALTHNOW BCBS, BUFFALO, NY (https://www.google.com/maps/place/HEALTHNOW%20BCBS,BUFFALO,NY)		2	\$65,500.00	\$61,000.00	\$61,000.00	\$70,000.00
Totals		3	\$73,643.00	\$70,000.00	\$61,000.00	\$89,929.00

Latitude: 42.888038 Longitude: -78.780068

Employer Name/Employer Address	Graph	Count	Mean Wage	Median Wage	Lowest Wage	Highest Wage
KEE SAFETY, INC., 100 STRADTMAN ST., BUFFALO, NY (https://www.google.com/maps/place/100%20STRADTMAN%20ST.,BUFFALO,NY)	Graph	1	\$56,130.88	\$56,130.88	\$56,130.88	\$56,130.88
Totals	Graph	1	\$56,130.88	\$56,130.88	\$56,130.88	\$56,130.88

Employer Name/Worksite Address	Graph	Count	Mean Wage	Median Wage	Lowest Wage	Highest Wage
KEE SAFETY, INC., 100 STRADTMAN ST., BUFFALO, NY (https://www.google.com/maps/place/100%20STRADTMAN%20ST.,BUFFALO,NY)	Graph	1	\$56,130.88	\$56,130.88	\$56,130.88	\$56,130.88
Totals	Graph	1	\$56,130.88	\$56,130.88	\$56,130.88	\$56,130.88

Latitude: 42.888482 Longitude: -78.873422

Employer Name/Worksite Address	Graph	Count	Mean Wage	Median Wage	Lowest Wage	Highest Wage
PRIMISOFT LLC, 575 MAIN ST, BUFFALO, NY (https://www.google.com/maps/place/575%20MAIN%20ST,BUFFALO,NY)	Graph	1	\$61,000.00	\$61,000.00	\$61,000.00	\$61,000.00
PROLIFICS, INC., 575 MAIN STREET, BUFFALO, NY (https://www.google.com/maps/place/575%20MAIN%20STREET,BUFFALO,NY)	Graph	3	\$111,421.53	\$104,125.20	\$101,912.40	\$128,227.00
Totals	Graph	4	\$98,816.15	\$101,912.40	\$61,000.00	\$128,227.00

Latitude: 42.888578 Longitude: -78.877506

Employer Name/Employer Address	Graph	Count	Mean Wage	Median Wage	Lowest Wage	Highest Wage
NEW ERA CAP CO., INC., 160 DELAWARE AVENUE, BUFFALO, NY (https://www.google.com/maps/place/160%20DELAWARE%20AVENUE,BUFFALO,NY)	Graph	2	\$82,500.00	\$50,000.00	\$50,000.00	\$115,000.00
NEW ERA CAP CO., INC., 160 DELAWARE AVE., BUFFALO, NY (https://www.google.com/maps/place/160%20DELAWARE%20AVE.,BUFFALO,NY)	Graph	3	\$64,937.67	\$63,600.00	\$62,700.00	\$68,513.00
Totals	Graph	5	\$71,962.60	\$63,600.00	\$50,000.00	\$115,000.00

Employer Name/Worksite Address	Graph	Count	Mean Wage	Median Wage	Lowest Wage	Highest Wage
NEW ERA CAP CO., INC., 160 DELAWARE AVE., BUFFALO, NY (https://www.google.com/maps/place/160%20DELAWARE%20AVE.,BUFFALO,NY)	Graph	2	\$66,056.50	\$63,600.00	\$63,600.00	\$68,513.00
NEW ERA CAP CO., INC., 160 DELAWARE AVENUE, BUFFALO, NY (https://www.google.com/maps/place/160%20DELAWARE%20AVENUE,BUFFALO,NY)	Graph	2	\$88,850.00	\$62,700.00	\$62,700.00	\$115,000.00
Totals	Graph	4	\$77,453.25	\$63,600.00	\$62,700.00	\$115,000.00

Latitude: 42.888839 Longitude: -78.87578

Employer Name/Employer Address	Graph	Count	Mean Wage	Median Wage	Lowest Wage	Highest Wage
BUFFALO ACADEMY OF SCIENCE CHARTER SCHOOL, 190 FRANKLIN ST., BUFFALO, NY (https://www.google.com/maps/place/190%20FRANKLIN%20ST.,BUFFALO,NY)	Graph	1	\$44,678.00	\$44,678.00	\$44,678.00	\$44,678.00
BUFFALO ACADEMY OF SCIENCE CHARTER SCHOOL, 190 FRANKLIN STREET, BUFFALO, NY (https://www.google.com/maps/place/190%20FRANKLIN%20STREET,BUFFALO,NY)	Graph	1	\$63,370.00	\$63,370.00	\$63,370.00	\$63,370.00
Totals	Graph	2	\$54,024.00	\$44,678.00	\$44,678.00	\$63,370.00

Employer Name/Worksite Address	Graph	Count	Mean Wage	Median Wage	Lowest Wage	Highest Wage
--------------------------------	-------	-------	-----------	-------------	-------------	--------------

Employer Name/Worksite Address	Graph	Count	Mean Wage	Median Wage	Lowest Wage	Highest Wage
BUFFALO ACADEMY OF SCIENCE CHARTER SCHOOL, 190 FRANKLIN ST., BUFFALO, NY (https://www.google.com/maps/place/190%20FRANKLIN%20ST.,BUFFALO,NY)	Graph	1	\$44,678.00	\$44,678.00	\$44,678.00	\$44,678.00
BUFFALO ACADEMY OF SCIENCE CHARTER SCHOOL, 190 FRANKLIN STREET, BUFFALO, NY (https://www.google.com/maps/place/190%20FRANKLIN%20STREET,BUFFALO,NY)	Graph	1	\$63,370.00	\$63,370.00	\$63,370.00	\$63,370.00
Totals	Graph	2	\$54,024.00	\$44,678.00	\$44,678.00	\$63,370.00

Latitude: 42.890142 Longitude: -78.869004

Employer Name/Worksite Address	Graph	Count	Mean Wage	Median Wage	Lowest Wage	Highest Wage
CATHOLIC HEALTH SYSTEM, 144 GENESEE STREET, BUFFALO, NY (https://www.google.com/maps/place/144%20GENESEE%20STREET,BUFFALO,NY)	Graph	2	\$88,744.50	\$88,744.50	\$88,744.50	\$88,744.50
Totals	Graph	2	\$88,744.50	\$88,744.50	\$88,744.50	\$88,744.50

Employer Name/Worksite Address	Graph	Count	Mean Wage	Median Wage	Lowest Wage	Highest Wage
CATHOLIC HEALTH SYSTEM, 144 GENESEE STREET, BUFFALO, NY (https://www.google.com/maps/place/144%20GENESEE%20STREET,BUFFALO,NY)	Graph	3	\$76,896.33	\$88,744.50	\$53,200.00	\$88,744.50
Totals	Graph	3	\$76,896.33	\$88,744.50	\$53,200.00	\$88,744.50

Latitude: 42.89026 Longitude: -78.754442

Employer Name/Worksite Address	Graph	Count	Mean Wage	Median Wage	Lowest Wage	Highest Wage
POLARIS CONSULTING & SERVICES LTD, 2875 UNION RD, BUFFALO, NY (https://www.google.com/maps/place/2875%20UNION%20RD,BUFFALO,NY)	Graph	1	\$90,000.00	\$90,000.00	\$90,000.00	\$90,000.00
SLK AMERICA INC., 2875 UNION ROAD #22, CHEEKTOWAGA, NY (https://www.google.com/maps/place/2875%20UNION%20ROAD%20#22,CHEEKTOWAGA,NY)	Graph	1	\$84,892.00	\$84,892.00	\$84,892.00	\$84,892.00
MANUFACTURERS AND TRADERS TRUST COMPANY, 2875 UNION ROAD, CHEEKTOWAGA, NY (https://www.google.com/maps/place/2875%20UNION%20ROAD,CHEEKTOWAGA,NY)	Graph	2	\$88,524.50	\$88,275.00	\$88,275.00	\$88,774.00
Totals	Graph	4	\$87,985.25	\$88,275.00	\$84,892.00	\$90,000.00

Latitude: 42.891221 Longitude: -78.876663

Employer Name/Worksite Address	Graph	Count	Mean Wage	Median Wage	Lowest Wage	Highest Wage
BDO USA, LLP, 250 DELAWARE AVENUE, BUFFALO, NY (https://www.google.com/maps/place/250%20DELAWARE%20AVENUE,BUFFALO,NY)	Graph	1	\$82,000.00	\$82,000.00	\$82,000.00	\$82,000.00
Totals	Graph	1	\$82,000.00	\$82,000.00	\$82,000.00	\$82,000.00

Latitude: 42.892127 Longitude: -73.837318

Employer Name/Worksite Address	Graph	Count	Mean Wage	Median Wage	Lowest Wage	Highest Wage
AMERICAN TECHNOLOGY LABS INC, 800 ROUTE 146, CLIFTON PARK, NY (https://www.google.com/maps/place/800%20ROUTE%20146,CLIFTON%20PARK,NY)	Graph	2	\$63,759.00	\$60,500.00	\$60,500.00	\$67,018.00
Totals	Graph	2	\$63,759.00	\$60,500.00	\$60,500.00	\$67,018.00

Employer Name/Worksite Address	Graph	Count	Mean Wage	Median Wage	Lowest Wage	Highest Wage
AMERICAN TECHNOLOGY LABS INC, 800 ROUTE 146, CLIFTON PARK, NY (https://www.google.com/maps/place/800%20ROUTE%20146,CLIFTON%20PARK,NY)	Graph	2	\$63,759.00	\$60,500.00	\$60,500.00	\$67,018.00
Totals	Graph	2	\$63,759.00	\$60,500.00	\$60,500.00	\$67,018.00

Latitude: 42.892604 Longitude: -76.384765

Employer Name/Worksite Address	Graph	Count	Mean Wage	Median Wage	Lowest Wage	Highest Wage
L&T TECHNOLOGY SERVICES LIMITED, HILL-ROM, SKANEATELES, NY (https://www.google.com/maps/place/HILL-ROM,SKANEATELES,NY)	Graph	1	\$81,744.00	\$81,744.00	\$81,744.00	\$81,744.00
SPARTA CONSULTING INC., HILL ROM, SKANEATELES, NY (https://www.google.com/maps/place/HILL%20ROM,SKANEATELES,NY)	Graph	1	\$120,000.00	\$120,000.00	\$120,000.00	\$120,000.00
Totals	Graph	2	\$100,872.00	\$81,744.00	\$81,744.00	\$120,000.00

Latitude: 42.893205 Longitude: -78.869513

Employer Name/Worksite Address	Graph	Count	Mean Wage	Median Wage	Lowest Wage	Highest Wage
HSBC BANK USA, N.A., 95 WASHINGTON STREET-ATRIUM 5S, BUFFALO, NY (https://www.google.com/maps/place/95%20WASHINGTON%20STREET-ATRIUM%205S,BUFFALO,NY)	Graph	2	\$84,250.00	\$83,500.00	\$83,500.00	\$85,000.00
Totals	Graph	2	\$84,250.00	\$83,500.00	\$83,500.00	\$85,000.00

Latitude: 42.894207 Longitude: -73.357571

Employer Name/Worksite Address	Graph	Count	Mean Wage	Median Wage	Lowest Wage	Highest Wage
SAINT-GOBAIN PERFORMANCE PLASTICS CORPORATION, 14 MCCAFFREY STREET, HOOSICK FALLS, NY (https://www.google.com/maps/place/14%20MCCAFFREY%20STREET,HOOSICK%20FALLS,NY)	Graph	1	\$110,000.00	\$110,000.00	\$110,000.00	\$110,000.00
Totals	Graph	1	\$110,000.00	\$110,000.00	\$110,000.00	\$110,000.00

Latitude: 42.8947 Longitude: -78.887531

Employer Name/Worksite Address	Graph	Count	Mean Wage	Median Wage	Lowest Wage	Highest Wage
GRANDISON MANAGEMENT, INC., 200 SEVENTH STREET, BUFFALO, NY (https://www.google.com/maps/place/200%20SEVENTH%20STREET,BUFFALO,NY)	Graph	10	\$54,870.40	\$54,870.40	\$54,870.40	\$54,870.40
Totals	Graph	10	\$54,870.40	\$54,870.40	\$54,870.40	\$54,870.40

Latitude: 42.895569 Longitude: -75.645385

Employer Name/Employer Address	Graph	Count	Mean Wage	Median Wage	Lowest Wage	Highest Wage
STATE UNIVERSITY OF NEW YORK AT MORRISVILLE, 80 EATON ST., MORRISVILLE, NY (https://www.google.com/maps/place/80%20EATON%20ST.,MORRISVILLE,NY)	Graph	1	\$56,600.00	\$56,600.00	\$56,600.00	\$56,600.00
Totals	Graph	1	\$56,600.00	\$56,600.00	\$56,600.00	\$56,600.00

Employer Name/Worksite Address	Graph	Count	Mean Wage	Median Wage	Lowest Wage	Highest Wage
STATE UNIVERSITY OF NEW YORK AT MORRISVILLE, 80 EATON ST., MORRISVILLE, NY (https://www.google.com/maps/place/80%20EATON%20ST.,MORRISVILLE,NY)	Graph	1	\$56,600.00	\$56,600.00	\$56,600.00	\$56,600.00
Totals	Graph	1	\$56,600.00	\$56,600.00	\$56,600.00	\$56,600.00

Latitude: 42.896028 Longitude: -78.868571

Employer Name/Employer Address	Graph	Count	Mean Wage	Median Wage	Lowest Wage	Highest Wage
BOUNCE IMAGING, 640 ELLICOTT ST., BUFFALO, NY (https://www.google.com/maps/place/640%20ELLICOTT%20ST.,BUFFALO,NY)	Graph	1	\$74,859.00	\$74,859.00	\$74,859.00	\$74,859.00

Employer Name/Employer Address	Graph	Count	Mean Wage	Median Wage	Lowest Wage	Highest Wage
ACV AUCTIONS INC., 640 ELLICOTT STREET, BUFFALO, NY (https://www.google.com/maps/place/640%20ELLICOTT%20STREET,BUFFALO,NY)	Graph	3	\$88,774.00	\$88,774.00	\$88,774.00	\$88,774.00
Totals	Graph	4	\$85,295.25	\$88,774.00	\$74,859.00	\$88,774.00

Employer Name/Worksite Address	Graph	Count	Mean Wage	Median Wage	Lowest Wage	Highest Wage
BOUNCE IMAGING, 640 ELLICOTT ST, BUFFALO, NY (https://www.google.com/maps/place/640%20ELLICOTT%20ST,BUFFALO,NY)	Graph	1	\$74,859.00	\$74,859.00	\$74,859.00	\$74,859.00
TIARA CONSULTING SERVICES, INC., 640 ELLICOTT STREET, BUFFALO, NY (https://www.google.com/maps/place/640%20ELLICOTT%20STREET,BUFFALO,NY)	Graph	4	\$84,580.50	\$88,774.00	\$72,000.00	\$88,774.00
Totals	Graph	5	\$82,636.20	\$88,774.00	\$72,000.00	\$88,774.00

Latitude: 42.896185 Longitude: -78.869555

Employer Name/Worksite Address	Graph	Count	Mean Wage	Median Wage	Lowest Wage	Highest Wage
SLK AMERICA INC., ONE FOUNTAIN PLAZA, BUFFALO, NY (https://www.google.com/maps/place/ONE%20FOUNTAIN%20PLAZA,BUFFALO,NY)	Graph	1	\$71,217.00	\$71,217.00	\$71,217.00	\$71,217.00
POLARIS CONSULTING & SERVICES LTD, 1 FOUNTAIN PLAZA, BUFFALO, NY (https://www.google.com/maps/place/1%20FOUNTAIN%20PLAZA,BUFFALO,NY)	Graph	2	\$84,230.46	\$69,423.00	\$69,423.00	\$99,037.92
Totals	Graph	3	\$79,892.64	\$71,217.00	\$69,423.00	\$99,037.92

Latitude: 42.896511 Longitude: -77.30196

Employer Name/Worksite Address	Graph	Count	Mean Wage	Median Wage	Lowest Wage	Highest Wage
DOYENSYS, INC., 235 N BLOOMFIELD RD, CANANDAIGUA, NY (https://www.google.com/maps/place/235%20N%20BLOOMFIELD%20RD,CANANDAIGUA,NY)	Graph	1	\$86,216.00	\$86,216.00	\$86,216.00	\$86,216.00
ERNST & YOUNG U.S. LLP, 235 N. BLOOMFIELD RD, CANANDAIGUA, NY (https://www.google.com/maps/place/235%20N.%20BLOOMFIELD%20RD,CANANDAIGUA,NY)	Graph	1	\$83,835.00	\$83,835.00	\$83,835.00	\$83,835.00
HCL AMERICA, INC., 235 NORTH BLOOMFIELD ROAD, CANANDAIGUA, NY (https://www.google.com/maps/place/235%20NORTH%20BLOOMFIELD%20ROAD,CANANDAIGUA,NY)	Graph	7	\$66,280.29	\$72,966.00	\$49,566.00	\$72,966.00
Totals	Graph	9	\$70,445.89	\$72,966.00	\$49,566.00	\$86,216.00

Latitude: 42.897983 Longitude: -74.341917

Employer Name/Employer Address	Graph	Count	Mean Wage	Median Wage	Lowest Wage	Highest Wage
ANDERSON INSTRUMENT COMPANY, 156 AURIESVILLE ROAD, FULTONVILLE, NY (https://www.google.com/maps/place/156%20AURIESVILLE%20ROAD,FULTONVILLE,NY)	Graph	1	\$48,755.00	\$48,755.00	\$48,755.00	\$48,755.00
Totals	Graph	1	\$48,755.00	\$48,755.00	\$48,755.00	\$48,755.00

Employer Name/Worksite Address	Graph	Count	Mean Wage	Median Wage	Lowest Wage	Highest Wage
ANDERSON INSTRUMENT COMPANY, 156 AURIESVILLE ROAD, FULTONVILLE, NY (https://www.google.com/maps/place/156%20AURIESVILLE%20ROAD,FULTONVILLE,NY)	Graph	1	\$48,755.00	\$48,755.00	\$48,755.00	\$48,755.00
Totals	Graph	1	\$48,755.00	\$48,755.00	\$48,755.00	\$48,755.00

Latitude: 42.898534 Longitude: -78.864996

Employer Name/Employer Address	Graph	Count	Mean Wage	Median Wage	Lowest Wage	Highest Wage

Employer Name/Employer Address	Graph	Count	Mean Wage	Median Wage	Lowest Wage	Highest Wage
HEALTH RESEARCH INC, ROSWELL PARK DI, ELM AND CARLTON STREETS, BUFFALO, NY (https://www.google.com/maps/place/ELM%20AND%20CARLTON%20STREETS,BUFFALO,NY)	Graph	2	\$45,709.00	\$41,935.00	\$41,935.00	\$49,483.00
HEALTH RESEARCH INC, ROSWELL PARK CANCER INST DI, ELM AND CARLTON STREETS, BUFFALO, NY (https://www.google.com/maps/place/ELM%20AND%20CARLTON%20STREETS,BUFFALO,NY)	Graph	6	\$66,807.17	\$62,869.00	\$48,276.00	\$82,073.00
ROSWELL PARK CANCER INSTITUTE, ELM AND CARLTON STREETS, BUFFALO, NY (https://www.google.com/maps/place/ELM%20AND%20CARLTON%20STREETS,BUFFALO,NY)	Graph	9	\$160,345.44	\$162,669.00	\$53,151.00	\$300,600.00
Totals	Graph	17	\$113,845.29	\$79,470.00	\$41,935.00	\$300,600.00

Employer Name/Worksite Address	Graph	Count	Mean Wage	Median Wage	Lowest Wage	Highest Wage
HEALTH RESEARCH INC, ROSWELL PARK CANCER INST DI, ELM AND CARLTON STREETS, BUFFALO, NY (https://www.google.com/maps/place/ELM%20AND%20CARLTON%20STREETS,BUFFALO,NY)	Graph	17	\$113,845.29	\$79,470.00	\$41,935.00	\$300,600.00
Totals	Graph	17	\$113,845.29	\$79,470.00	\$41,935.00	\$300,600.00

Latitude: 42.899935 Longitude: -78.869792

Employer Name/Employer Address	Graph	Count	Mean Wage	Median Wage	Lowest Wage	Highest Wage
EPIC - EVERY PERSON INFLUENCES CHILDREN, 1000 MAIN STREET, BUFFALO, NY (https://www.google.com/maps/place/1000%20MAIN%20STREET,BUFFALO,NY)	Graph	1	\$33,000.00	\$33,000.00	\$33,000.00	\$33,000.00
Totals	Graph	1	\$33,000.00	\$33,000.00	\$33,000.00	\$33,000.00

Employer Name/Worksite Address	Graph	Count	Mean Wage	Median Wage	Lowest Wage	Highest Wage
EPIC - EVERY PERSON INFLUENCES CHILDREN, 1000 MAIN STREET, BUFFALO, NY (https://www.google.com/maps/place/1000%20MAIN%20STREET,BUFFALO,NY)	Graph	1	\$33,000.00	\$33,000.00	\$33,000.00	\$33,000.00
Totals	Graph	1	\$33,000.00	\$33,000.00	\$33,000.00	\$33,000.00

Latitude: 42.900157 Longitude: -73.7866

Employer Name/Employer Address	Graph	Count	Mean Wage	Median Wage	Lowest Wage	Highest Wage
TURBO PARTS LLC, A SUBSIDIARY OF MD&A, 767 PIERCE ROAD, SUITE 2, CLIFTON PARK, NY (https://www.google.com/maps/place/767%20PIERCE%20ROAD,%20SUITE%202,CLIFTON%20PARK,NY)	Graph	1	\$101,850.00	\$101,850.00	\$101,850.00	\$101,850.0
Totals	Graph	1	\$101,850.00	\$101,850.00	\$101,850.00	\$101,850.0

Employer Name/Worksite Address	Graph	Count	Mean Wage	Median Wage	Lowest Wage	Highest Wage
TURBO PARTS LLC, A SUBSIDIARY OF MD&A, 767 PIERCE RD, CLIFTON PARK, NY (https://www.google.com/maps/place/767%20PIERCE%20RD,CLIFTON%20PARK,NY)	Graph	1	\$101,850.00	\$101,850.00	\$101,850.00	\$101,850.00
Totals	Graph	1	\$101,850.00	\$101,850.00	\$101,850.00	\$101,850.00

Latitude: 42.900268 Longitude: -78.866028

Employer Name/Employer Address	Graph	Count	Mean Wage	Median Wage	Lowest Wage	Highest Wage
UNIVERSITY AT BUFFALO SURGEONS, INC., 100 HIGH STREET, BUFFALO, NY (https://www.google.com/maps/place/100%20HIGH%20STREET,BUFFALO,NY)	Graph	2	\$275,000.00	\$275,000.00	\$275,000.00	\$275,000.00
UNIVERSITY NEUROLOGY, INC., 100 HIGH STREET, BUFFALO, NY (https://www.google.com/maps/place/100%20HIGH%20STREET,BUFFALO,NY)	Graph	3	\$219,166.67	\$300,000.00	\$57,500.00	\$300,000.00
Totals	Graph	5	\$241,500.00	\$275,000.00	\$57,500.00	\$300,000.00

Employer Name/Worksite Address	Graph	Count	Mean Wage	Median Wage	Lowest Wage	Highest Wage
ACADEMIC MEDICINE SERVICES, INC, 100 HIGH STREET, BUFFALO, NY (https://www.google.com/maps/place/100%20HIGH%20STREET,BUFFALO,NY)	Graph	1	\$240,000.00	\$240,000.00	\$240,000.00	\$240,000.00
Totals	Graph	1	\$240,000.00	\$240,000.00	\$240,000.00	\$240,000.00

Latitude: 42.901065 Longitude: -78.869296

Employer Name/Employer Address	Graph	Count	Mean Wage	Median Wage	Lowest Wage	Highest Wage
ATHENEX R&D LLC, 1001 MAIN STREET, BUFFALO, NY (https://www.google.com/maps/place/1001%20MAIN%20STREET,BUFFALO,NY)	Graph	1	\$72,000.00	\$72,000.00	\$72,000.00	\$72,000.00
UNIVERSITY GYNECOLOGISTS & OBSTETRICIANS, INC., 1001 MAIN STREET, BUFFALO, NY (https://www.google.com/maps/place/1001%20MAIN%20STREET,BUFFALO,NY)	Graph	3	\$178,997.00	\$178,997.00	\$178,997.00	\$178,997.00
Totals	Graph	4	\$152,247.75	\$178,997.00	\$72,000.00	\$178,997.00

Employer Name/Worksite Address	Graph	Count	Mean Wage	Median Wage	Lowest Wage	Highest Wage
UNIVERSITY GYNECOLOGISTS & OBSTETRICIANS, INC., 1001 MAIN STREET, BUFFALO, NY (https://www.google.com/maps/place/1001%20MAIN%20STREET,BUFFALO,NY)	Graph	2	\$125,498.50	\$72,000.00	\$72,000.00	\$178,997.00
Totals	Graph	2	\$125,498.50	\$72,000.00	\$72,000.00	\$178,997.00

Latitude: 42.901361 Longitude: -78.779545

Employer Name/Worksite Address	Graph	Count	Mean Wage	Median Wage	Lowest Wage	Highest Wage
INGERSOLL RAND COMPANY, 3101 BROADWAY, BUFFALO, NY (https://www.google.com/maps/place/3101%20BROADWAY,BUFFALO,NY)	Graph	2	\$76,397.50	\$62,500.00	\$62,500.00	\$90,295.00
Totals	Graph	2	\$76,397.50	\$62,500.00	\$62,500.00	\$90,295.00

Latitude: 42.901757 Longitude: -78.873106

Employer Name/Worksite Address	Graph	Count	Mean Wage	Median Wage	Lowest Wage	Highest Wage
LAW OFFICES OF JOSE PEREZ, P.C., 651 DELAWARE AVENUE, BUFFALO, NY (https://www.google.com/maps/place/651%20DELAWARE%20AVENUE,BUFFALO,NY)	Graph	2	\$54,080.00	\$54,080.00	\$54,080.00	\$54,080.00
Totals	Graph	2	\$54,080.00	\$54,080.00	\$54,080.00	\$54,080.00

Latitude: 42.901975 Longitude: -78.70342

Employer Name/Worksite Address	Graph	Count	Mean Wage	Median Wage	Lowest Wage	Highest Wage
FIRST TENNESSEE BANK, N.A., 5001 TRANSIT RD, DEPEW, NY (https://www.google.com/maps/place/5001%20TRANSIT%20RD,DEPEW,NY)	Graph	1	\$110,000.00	\$110,000.00	\$110,000.00	\$110,000.00
VEDICSOFT SOLUTIONS LLC, HSBC BANK, DEPEW, NY (https://www.google.com/maps/place/HSBC%20BANK,DEPEW,NY)	Graph	1	\$71,781.00	\$71,781.00	\$71,781.00	\$71,781.00
Totals	Graph	2	\$90,890.50	\$71,781.00	\$71,781.00	\$110,000.00

Latitude: 42.903169 Longitude: -78.760716

Employer Name/Worksite Address	Graph	Count	Mean Wage	Median Wage	Lowest Wage	Highest Wage
INGERSOLL RAND COMPANY, 3101 BROADWAY ST., BUFFALO, NY (https://www.google.com/maps/place/3101%20BROADWAY%20ST.,BUFFALO,NY)	Graph	1	\$84,655.97	\$84,655.97	\$84,655.97	\$84,655.97
Totals	Graph	1	\$84,655.97	\$84,655.97	\$84,655.97	\$84,655.97

Latitude: 42.903426 Longitude: -73.795088

Employer Name/Worksite Address	Graph	Count	Mean Wage	Median Wage	Lowest Wage	Highest Wage
ASML US, INC., 320 USHERS ROAD, BALLSTON LAKE, NY (https://www.google.com/maps/place/320%20USHERS%20ROAD,BALLSTON%20LAKE,NY)	Graph	1	\$100,000.00	\$100,000.00	\$100,000.00	\$100,000.00
Totals	Graph	1	\$100,000.00	\$100,000.00	\$100,000.00	\$100,000.00

Latitude: 42.903731 Longitude: -73.795734

Employer Name/Worksite Address	Graph	Count	Mean Wage	Median Wage	Lowest Wage	Highest Wage
ASML US, INC., 320 USHER ROAD, BALLSTON LAKE, NY (https://www.google.com/maps/place/320%20USHER%20ROAD,BALLSTON%20LAKE,NY)	Graph	2	\$75,590.00	\$70,000.00	\$70,000.00	\$81,180.00
Totals	Graph	2	\$75,590.00	\$70,000.00	\$70,000.00	\$81,180.00

Latitude: 42.904536 Longitude: -78.73099

Employer Name/Worksite Address	Graph	Count	Mean Wage	Median Wage	Lowest Wage	Highest Wage
WNY MEDICAL, P.C., 3884 BROADWAY, CHEEKTOWAGA, NY (https://www.google.com/maps/place/3884%20BROADWAY,CHEEKTOWAGA,NY)	Graph	1	\$83,200.00	\$83,200.00	\$83,200.00	\$83,200.00
Totals	Graph	1	\$83,200.00	\$83,200.00	\$83,200.00	\$83,200.00

Latitude: 42.904596 Longitude: -78.772536

Employer Name/Employer Address	Graph	Count	Mean Wage	Median Wage	Lowest Wage	Highest Wage
NIAGARA TRANSFORMER CORPORATION, 1747 DALE ROAD, BUFFALO, NY (https://www.google.com/maps/place/1747%20DALE%20ROAD,BUFFALO,NY)	Graph	1	\$90,000.00	\$90,000.00	\$90,000.00	\$90,000.00
Totals	Graph	1	\$90,000.00	\$90,000.00	\$90,000.00	\$90,000.00

Employer Name/Worksite Address	Graph	Count	Mean Wage	Median Wage	Lowest Wage	Highest Wage
NIAGARA TRANSFORMER CORPORATION, 1747 DALE ROAD, BUFFALO, NY (https://www.google.com/maps/place/1747%20DALE%20ROAD,BUFFALO,NY)	Graph	1	\$90,000.00	\$90,000.00	\$90,000.00	\$90,000.00
Totals	Graph	1	\$90,000.00	\$90,000.00	\$90,000.00	\$90,000.00

Latitude: 42.905215 Longitude: -78.658026

Employer Name/Employer Address	Graph	Count	Mean Wage	Median Wage	Lowest Wage	Highest Wage
AVOX SYSTEMS INC, 225 ERIE STREET, LANCASTER, NY (https://www.google.com/maps/place/225%20ERIE%20STREET,LANCASTER,NY)	Graph	1	\$64,606.00	\$64,606.00	\$64,606.00	\$64,606.00
Totals	Graph	1	\$64,606.00	\$64,606.00	\$64,606.00	\$64,606.00

Employer Name/Worksite Address	Graph	Count	Mean Wage	Median Wage	Lowest Wage	Highest Wage
AVOX SYSTEMS INC, 225 ERIE STREET, LANCASTER, NY (https://www.google.com/maps/place/225%20ERIE%20STREET,LANCASTER,NY)	Graph	1	\$64,606.00	\$64,606.00	\$64,606.00	\$64,606.00
Totals	Graph	1	\$64,606.00	\$64,606.00	\$64,606.00	\$64,606.00

Latitude: 42.905558 Longitude: -78.773438

Employer Name/Worksite Address	Graph	Count	Mean Wage	Median Wage	Lowest Wage	Highest Wage
SLK AMERICA INC., 900 THRUWAY PLAZA DRIVE, CHEEKTOWAGA, NY (https://www.google.com/maps/place/900%20THRUWAY%20PLAZA%20DRIVE,CHEEKTOWAGA,NY)	Graph	1	\$72,000.00	\$72,000.00	\$72,000.00	\$72,000.00
Totals	Graph	1	\$72,000.00	\$72,000.00	\$72,000.00	\$72,000.00

Latitude: 42.90636 Longitude: -77.752882

Employer Name/Worksite Address	Graph	Count	Mean Wage	Median Wage	Lowest Wage	Highest Wage
L&T TECHNOLOGY SERVICES LIMITED, KRAFT HEINZ, AVON, NY (https://www.google.com/maps/place/KRAFT%20HEINZ,AVON,NY)	Graph	3	\$60,486.00	\$60,486.00	\$60,486.00	\$60,486.00
Totals	Graph	3	\$60,486.00	\$60,486.00	\$60,486.00	\$60,486.00

Latitude: 42.908055 Longitude: -78.629058

Employer Name/Worksite Address	Graph	Count	Mean Wage	Median Wage	Lowest Wage	Highest Wage
L&T TECHNOLOGY SERVICES LIMITED, AIRLINE HYDRAULICS CORPORATION, LANCASTER, NY (https://www.google.com/maps/place/AIRLINE%20HYDRAULICS%20CORPORATION,LANCASTER,NY)	Graph	1	\$70,000.00	\$70,000.00	\$70,000.00	\$70,000.00
Totals	Graph	1	\$70,000.00	\$70,000.00	\$70,000.00	\$70,000.00

Latitude: 42.90898 Longitude: -78.87599

Employer Name/Worksite Address	Graph	Count	Mean Wage	Median Wage	Lowest Wage	Highest Wage
GREAT LAKES ANESTHESIOLOGY, PC, 219 BRYANT STREET, BUFFALO, NY (https://www.google.com/maps/place/219%20BRYANT%20STREET,BUFFALO,NY)	Graph	1	\$200,000.00	\$200,000.00	\$200,000.00	\$200,000.00
CGF ANESTHESIOLOGY ASSOC PC, 219 BRYANT STREET, BUFFALO, NY (https://www.google.com/maps/place/219%20BRYANT%20STREET,BUFFALO,NY)	Graph	2	\$60,000.00	\$60,000.00	\$60,000.00	\$60,000.00
Totals	Graph	3	\$106,666.67	\$60,000.00	\$60,000.00	\$200,000.00

Employer Name/Worksite Address	Graph	Count	Mean Wage	Median Wage	Lowest Wage	Highest Wage
CGF ANESTHESIOLOGY ASSOC PC, 219 BRYANT STREET, BUFFALO, NY (https://www.google.com/maps/place/219%20BRYANT%20STREET,BUFFALO,NY)	Graph	5	\$112,385.00	\$90,000.00	\$60,000.00	\$200,000.00
Totals	Graph	5	\$112,385.00	\$90,000.00	\$60,000.00	\$200,000.00

Latitude: 42.909308 Longitude: -78.72745

Employer Name/Worksite Address	Graph	Count	Mean Wage	Median Wage	Lowest Wage	Highest Wage
UNITED SOFTWARE GROUP INC., 2929 WALDEN AVE., DEPEW, NY (https://www.google.com/maps/place/2929%20WALDEN%20AVE.,DEPEW,NY)	Graph	1	\$65,000.00	\$65,000.00	\$65,000.00	\$65,000.00
HSBC BANK USA, N.A., 2929 WALDEN AVENUE, DEPEW, NY (https://www.google.com/maps/place/2929%20WALDEN%20AVENUE,DEPEW,NY)	Graph	8	\$116,856.92	\$82,000.00	\$73,447.35	\$237,000.00
Totals	Graph	9	\$111,095.04	\$82,000.00	\$65,000.00	\$237,000.00

Latitude: 42.909503 Longitude: -78.729149

Employer Name/Worksite Address	Graph	Count	Mean Wage	Median Wage	Lowest Wage	Highest Wage
HSBC BANK USA, N.A., 2424 WALDEN AVENUE, DEPEW, NY (https://www.google.com/maps/place/2424%20WALDEN%20AVENUE,DEPEW,NY)	Graph	1	\$105,000.00	\$105,000.00	\$105,000.00	\$105,000.00
Totals	Graph	1	\$105,000.00	\$105,000.00	\$105,000.00	\$105,000.00

Latitude: 42.910631 Longitude: -76.809667

Employer Name/Worksite Address	Graph	Count	Mean Wage	Median Wage	Lowest Wage	Highest Wage
ALTIMETRIK CORP, 240 FALL ST., SENECA FALLS, NY (https://www.google.com/maps/place/240%20FALL%20ST.,SENECA%20FALLS,NY)	Graph	1	\$50,606.00	\$50,606.00	\$50,606.00	\$50,606.00
CAPGEMINI AMERICA INC, 240 FALL STREET, SENECA FALLS, NY (https://www.google.com/maps/place/240%20FALL%20STREET,SENECA%20FALLS,NY)	Graph	1	\$131,500.00	\$131,500.00	\$131,500.00	\$131,500.00
Totals	Graph	2	\$91,053.00	\$50,606.00	\$50,606.00	\$131,500.00

Latitude: 42.911559 Longitude: -78.870312

Employer Name/Worksite Address	Graph	Count	Mean Wage	Median Wage	Lowest Wage	Highest Wage
GRANDISON MANAGEMENT, INC., 1014 DELAWARE AVENUE, BUFFALO, NY (https://www.google.com/maps/place/1014%20DELAWARE%20AVENUE,BUFFALO,NY)	Graph	20	\$54,870.40	\$54,870.40	\$54,870.40	\$54,870.40
Totals	Graph	20	\$54,870.40	\$54,870.40	\$54,870.40	\$54,870.40

Latitude: 42.91276 Longitude: -77.70343

Employer Name/Employer Address	Graph	Count	Mean Wage	Median Wage	Lowest Wage	Highest Wage
D.P. TOOL & MACHINE, INC., 5638 TEC DRIVE, AVON, NY (https://www.google.com/maps/place/5638%20TEC%20DRIVE,AVON,NY)	Graph	1	\$65,000.00	\$65,000.00	\$65,000.00	\$65,000.00
Totals	Graph	1	\$65,000.00	\$65,000.00	\$65,000.00	\$65,000.00

Employer Name/Worksite Address	Graph	Count	Mean Wage	Median Wage	Lowest Wage	Highest Wage
D.P. TOOL & MACHINE, INC., 5638 TEC DRIVE, AVON, NY (https://www.google.com/maps/place/5638%20TEC%20DRIVE,AVON,NY)	Graph	1	\$65,000.00	\$65,000.00	\$65,000.00	\$65,000.00
Totals	Graph	1	\$65,000.00	\$65,000.00	\$65,000.00	\$65,000.00

Latitude: 42.913868 Longitude: -78.897491

Employer Name/Employer Address	Graph	Count	Mean Wage	Median Wage	Lowest Wage	Highest Wage
RICH PRODUCTS CORPORATION, ONE ROBERT RICH WAY, BUFFALO, NY (https://www.google.com/maps/place/ONE%20ROBERT%20RICH%20WAY,BUFFALO,NY)	Graph	4	\$78,445.25	\$65,000.00	\$60,000.00	\$95,293.00
Totals	Graph	4	\$78,445.25	\$65,000.00	\$60,000.00	\$95,293.00

Employer Name/Worksite Address	Graph	Count	Mean Wage	Median Wage	Lowest Wage	Highest Wage
ISOLVETECHNOLOGY INC, 1 ROBERT RICH WAY, BUFFALO, NY (https://www.google.com/maps/place/1%20ROBERT%20RICH%20WAY,BUFFALO,NY)	Graph	2	\$75,000.00	\$60,000.00	\$60,000.00	\$90,000.00
RICH PRODUCTS CORPORATION, ONE ROBERT RICH WAY, BUFFALO, NY (https://www.google.com/maps/place/ONE%20ROBERT%20RICH%20WAY,BUFFALO,NY)	Graph	4	\$78,445.25	\$65,000.00	\$60,000.00	\$95,293.00
Totals	Graph	6	\$77,296.83	\$65,000.00	\$60,000.00	\$95,293.00

Latitude: 42.913961 Longitude: -78.866027

Employer Name/Employer Address	Graph	Count	Mean Wage	Median Wage	Lowest Wage	Highest Wage
COMPUTER TASK GROUP, INC., LEGAL DEPT. -- 800 DELAWARE AVE., BUFFALO, NY (https://www.google.com/maps/place/LEGAL%20DEPT.%20%20--%20800%20DELAWARE%20AVE.,BUFFALO,NY)	Graph	5	\$111,920.60	\$117,811.00	\$82,035.20	\$132,496.00

Employer Name/Employer Address	Graph	Count	Mean Wage	Median Wage	Lowest Wage	Highest Wage
Totals	Graph	5	\$111,920.60	\$117,811.00	\$82,035.20	\$132,496.00

Employer Name/Worksite Address	Graph	Count	Mean Wage	Median Wage	Lowest Wage	Highest Wage
ARIES COMPUTER SYSTEMS, INC., CTG HEALTH INSURANCE SOLUTIONS, BUFFALO, NY (https://www.google.com/maps/place/CTG%20HEALTH%20INSURANCE%20SOLUTIONS,BUFFALO,NY)	Graph	1	\$70,221.00	\$70,221.00	\$70,221.00	\$70,221.00
STATE UNIVERSITY OF NEW YORK AT BUFFALO, PEDIATRIC CARDIOLOGY ASSOCIATES, BUFFALO, NY (https://www.google.com/maps/place/PEDIATRIC%20CARDIOLOGY%20ASSOCIATES,BUFFALO,NY)	Graph	1	\$56,673.00	\$56,673.00	\$56,673.00	\$56,673.00
Totals	Graph	2	\$63,447.00	\$56,673.00	\$56,673.00	\$70,221.00

Latitude: 42.913962 Longitude: -76.772549

Employer Name/Worksite Address	Graph	Count	Mean Wage	Median Wage	Lowest Wage	Highest Wage
MERIDIANSOFT, INC., 2881 EAST BAYARD STREET, SENECA FALLS, NY (https://www.google.com/maps/place/2881%20EAST%20BAYARD%20STREET,SENECA%20FALLS,NY)	Graph	1	\$90,000.00	\$90,000.00	\$90,000.00	\$90,000.00
SPRY INFO SOLUTION INC, 2881 E BAYARD ST, SENECA FALLS, NY (https://www.google.com/maps/place/2881%20E%20BAYARD%20ST,SENECA%20FALLS,NY)	Graph	1	\$60,000.00	\$60,000.00	\$60,000.00	\$60,000.00
Totals	Graph	2	\$75,000.00	\$60,000.00	\$60,000.00	\$90,000.00

Latitude: 42.913992 Longitude: -76.579214

Employer Name/Worksite Address	Graph	Count	Mean Wage	Median Wage	Lowest Wage	Highest Wage
GRANDISON MANAGEMENT, INC., 85 THORNTON AVENUE, AUBURN, NY (https://www.google.com/maps/place/85%20THORNTON%20AVENUE,AUBURN,NY)	Graph	10	\$62,171.20	\$62,171.20	\$62,171.20	\$62,171.20
Totals	Graph	10	\$62,171.20	\$62,171.20	\$62,171.20	\$62,171.20

Latitude: 42.914079 Longitude: -78.86486

Employer Name/Employer Address	Graph	Count	Mean Wage	Median Wage	Lowest Wage	Highest Wage
SLR CONTRACTING & SERVICE COMPANY, INC., 1487 MAIN STREET, BUFFALO, NY (https://www.google.com/maps/place/1487%20MAIN%20STREET,BUFFALO,NY)	Graph	1	\$63,500.00	\$63,500.00	\$63,500.00	\$63,500.00
Totals	Graph	1	\$63,500.00	\$63,500.00	\$63,500.00	\$63,500.00

Employer Name/Worksite Address	Graph	Count	Mean Wage	Median Wage	Lowest Wage	Highest Wage
SLR CONTRACTING & SERVICE COMPANY, INC., 1487 MAIN STREET, BUFFALO, NY (https://www.google.com/maps/place/1487%20MAIN%20STREET,BUFFALO,NY)	Graph	1	\$63,500.00	\$63,500.00	\$63,500.00	\$63,500.00
Totals	Graph	1	\$63,500.00	\$63,500.00	\$63,500.00	\$63,500.00

Latitude: 42.916038 Longitude: -78.868931

Employer Name/Worksite Address	Graph	Count	Mean Wage	Median Wage	Lowest Wage	Highest Wage
GRANDISON MANAGEMENT, INC., 1175 DELAWARE AVENUE, BUFFALO, NY (https://www.google.com/maps/place/1175%20DELAWARE%20AVENUE,BUFFALO,NY)	Graph	10	\$54,870.40	\$54,870.40	\$54,870.40	\$54,870.40
Totals	Graph	10	\$54,870.40	\$54,870.40	\$54,870.40	\$54,870.40

Latitude: 42.918032 Longitude: -78.894341

Employer Name/Employer Address	Graph	Count	Mean Wage	Median Wage	Lowest Wage	Highest Wage
JERICHO ROAD MINISTRIES, 184 BARTON ST, BUFFALO, NY (https://www.google.com/maps/place/184%20BARTON%20ST,BUFFALO,NY)	Graph	1	\$113,000.00	\$113,000.00	\$113,000.00	\$113,000.00
Totals	Graph	1	\$113,000.00	\$113,000.00	\$113,000.00	\$113,000.00

Employer Name/Worksite Address	Graph	Count	Mean Wage	Median Wage	Lowest Wage	Highest Wage
JERICHO ROAD MINISTRIES, 184 BARTON ST, BUFFALO, NY (https://www.google.com/maps/place/184%20BARTON%20ST,BUFFALO,NY)	Graph	1	\$113,000.00	\$113,000.00	\$113,000.00	\$113,000.00
Totals	Graph	1	\$113,000.00	\$113,000.00	\$113,000.00	\$113,000.00

Latitude: 42.918626 Longitude: -78.720251

Employer Name/Employer Address	Graph	Count	Mean Wage	Median Wage	Lowest Wage	Highest Wage
HOWDEN NORTH AMERICA, INC., 2475 GEORGE URBAN BLVD, SUITE 120, DEPEW, NY (https://www.google.com/maps/place/2475%20GEORGE%20URBAN%20BLVD,%20SUITE%20120,DEPEW,NY)	Graph	1	\$75,000.00	\$75,000.00	\$75,000.00	\$75,000.00
Totals	Graph	1	\$75,000.00	\$75,000.00	\$75,000.00	\$75,000.00

Employer Name/Worksite Address	Graph	Count	Mean Wage	Median Wage	Lowest Wage	Highest Wage
HOWDEN NORTH AMERICA, INC., 2475 GEORGE URBAN BLVD, SUITE 120, DEPEW, NY (https://www.google.com/maps/place/2475%20GEORGE%20URBAN%20BLVD,%20SUITE%20120,DEPEW,NY)	Graph	1	\$75,000.00	\$75,000.00	\$75,000.00	\$75,000.00
Totals	Graph	1	\$75,000.00	\$75,000.00	\$75,000.00	\$75,000.00

Latitude: 42.91905 Longitude: -78.784346

Employer Name/Worksite Address	Graph	Count	Mean Wage	Median Wage	Lowest Wage	Highest Wage
VILLA MARIA COLLEGE, VILLA MARIA COLLEGE, BUFFALO, NY (https://www.google.com/maps/place/VILLA%20MARIA%20COLLEGE,BUFFALO,NY)	Graph	1	\$43,888.00	\$43,888.00	\$43,888.00	\$43,888.00
Totals	Graph	1	\$43,888.00	\$43,888.00	\$43,888.00	\$43,888.00

Latitude: 42.919828 Longitude: -78.876932

Employer Name/Worksite Address	Graph	Count	Mean Wage	Median Wage	Lowest Wage
RESEARCH FOUNDATION OF SUNY AT BUFFALO, STATE UNIVERSITY OF NEW YORK AT BUFFALO, BUFFALO, NY (https://www.google.com/maps/place/STATE%20UNIVERSITY%20OF%20NEW%20YORK%20AT%20BUFFALO,BUFFALO,NY)	Graph	1	\$50,000.00	\$50,000.00	\$50,000.00
THE RESEARCH FOUNDATION FOR SUNY, 1300 ELMWOOD AVENUE, BUFFALO, NY (https://www.google.com/maps/place/1300%20ELMWOOD%20AVENUE,BUFFALO,NY)	Graph	1	\$78,957.00	\$78,957.00	\$78,957.00
Totals	Graph	2	\$64,478.50	\$50,000.00	\$50,000.00

Latitude: 42.920149 Longitude: -75.814812

Employer Name/Employer Address	Graph	Count	Mean Wage	Median Wage	Lowest Wage	Highest Wage
KNOWLES CAZENOVIA INC., 2777 ROUTE 20 EAST, CAZENOVIA, NY (https://www.google.com/maps/place/2777%20ROUTE%2020%20EAST,CAZENOVIA,NY)	Graph	1	\$85,000.00	\$85,000.00	\$85,000.00	\$85,000.00
Totals	Graph	1	\$85,000.00	\$85,000.00	\$85,000.00	\$85,000.00

Employer Name/Worksite Address	Graph	Count	Mean Wage	Median Wage	Lowest Wage	Highest Wage
--------------------------------	-------	-------	-----------	-------------	-------------	--------------

Employer Name/Worksite Address	Graph	Count	Mean Wage	Median Wage	Lowest Wage	Highest Wage
KNOWLES CAZENOVIA INC., 2777 ROUTE 20 EAST, CAZENOVIA, NY (https://www.google.com/maps/place/2777%20ROUTE%2020%20EAST,CAZENOVIA,NY)	Graph	1	\$85,000.00	\$85,000.00	\$85,000.00	\$85,000.00
Totals	Graph	1	\$85,000.00	\$85,000.00	\$85,000.00	\$85,000.00

Latitude: 42.920631 Longitude: -78.848236

Employer Name/Worksite Address	Graph	Count	Mean Wage	Median Wage	Lowest Wage	Highest Wage
GRANDISON MANAGEMENT, INC., 64 HAGER STREET, BUFFALO, NY (https://www.google.com/maps/place/64%20HAGER%20STREET,BUFFALO,NY)	Graph	20	\$54,870.40	\$54,870.40	\$54,870.40	\$54,870.40
Totals	Graph	20	\$54,870.40	\$54,870.40	\$54,870.40	\$54,870.40

Latitude: 42.921654 Longitude: -74.569837

Employer Name/Worksite Address	Graph	Count	Mean Wage	Median Wage	Lowest Wage	Highest Wage
GRANDISON MANAGEMENT, INC., 154 LAFAYETTE STREET, PALATINE BRIDGE, NY (https://www.google.com/maps/place/154%20LAFAYETTE%20STREET,PALATINE%20BRIDGE,NY)	Graph	20	\$57,272.80	\$55,016.00	\$55,016.00	\$59,529.60
Totals	Graph	20	\$57,272.80	\$55,016.00	\$55,016.00	\$59,529.60

Latitude: 42.925159 Longitude: -78.764511

Employer Name/Employer Address	Graph	Count	Mean Wage	Median Wage	Lowest Wage	Highest Wage
R.M.D.U. ENTERPRISES INC., 3236 GENESEE STREET, CHEEKTOWAGA, NY (https://www.google.com/maps/place/3236%20GENESEE%20STREET,CHEEKTOWAGA,NY)	Graph	3	\$55,400.00	\$54,600.00	\$54,600.00	\$57,000.00
Totals	Graph	3	\$55,400.00	\$54,600.00	\$54,600.00	\$57,000.00

Employer Name/Worksite Address	Graph	Count	Mean Wage	Median Wage	Lowest Wage	Highest Wage
R.M.D.U. ENTERPRISES INC., 3236 GENESEE STREET, CHEEKTOWAGA, NY (https://www.google.com/maps/place/3236%20GENESEE%20STREET,CHEEKTOWAGA,NY)	Graph	3	\$55,400.00	\$54,600.00	\$54,600.00	\$57,000.00
Totals	Graph	3	\$55,400.00	\$54,600.00	\$54,600.00	\$57,000.00

Latitude: 42.925281 Longitude: -76.584801

Employer Name/Employer Address	Graph	Count	Mean Wage	Median Wage	Lowest Wage	Highest Wage
CURRIER PLASTICS, INC., 101 COLUMBUS STREET, AUBURN, NY (https://www.google.com/maps/place/101%20COLUMBUS%20STREET,AUBURN,NY)	Graph	3	\$51,043.00	\$51,043.00	\$51,043.00	\$51,043.00
Totals	Graph	3	\$51,043.00	\$51,043.00	\$51,043.00	\$51,043.00

Employer Name/Worksite Address	Graph	Count	Mean Wage	Median Wage	Lowest Wage	Highest Wage
CURRIER PLASTICS, INC., 101 COLUMBUS STREET, AUBURN, NY (https://www.google.com/maps/place/101%20COLUMBUS%20STREET,AUBURN,NY)	Graph	3	\$51,043.00	\$51,043.00	\$51,043.00	\$51,043.00
Totals	Graph	3	\$51,043.00	\$51,043.00	\$51,043.00	\$51,043.00

Latitude: 42.925998 Longitude: -78.853179

Employer Name/Employer Address	Graph	Count	Mean Wage	Median Wage	Lowest Wage	Highest Wage
--------------------------------	-------	-------	-----------	-------------	-------------	--------------

Employer Name/Employer Address	Graph	Count	Mean Wage	Median Wage	Lowest Wage	Highest Wage
CANISIUS COLLEGE, 2001 MAIN STREET, BUFFALO, NY (https://www.google.com/maps/place/2001%20MAIN%20STREET,BUFFALO,NY)	Graph	3	\$77,500.00	\$75,000.00	\$47,500.00	\$110,000.00
Totals	Graph	3	\$77,500.00	\$75,000.00	\$47,500.00	\$110,000.00

Employer Name/Worksite Address	Graph	Count	Mean Wage	Median Wage	Lowest Wage	Highest Wage
CANISIUS COLLEGE, 2001 MAIN STREET, BUFFALO, NY (https://www.google.com/maps/place/2001%20MAIN%20STREET,BUFFALO,NY)	Graph	3	\$77,500.00	\$75,000.00	\$47,500.00	\$110,000.00
Totals	Graph	3	\$77,500.00	\$75,000.00	\$47,500.00	\$110,000.00

Latitude: 42.926474 Longitude: -78.829211

Employer Name/Employer Address	Graph	Count	Mean Wage	Median Wage	Lowest Wage	Highest Wage
HMB PHARMACY MANAGEMENT, LLC., 462 GRIDER ST, BUFFALO, NY (https://www.google.com/maps/place/462%20GRIDER%20ST,BUFFALO,NY)	Graph	1	\$52,000.00	\$52,000.00	\$52,000.00	\$52,000.00
UNIVERSITY PSYCHIATRIC PRACTICE, INC., 462 GRIDER STREET, BUFFALO, NY (https://www.google.com/maps/place/462%20GRIDER%20STREET,BUFFALO,NY)	Graph	1	\$210,000.00	\$210,000.00	\$210,000.00	\$210,000.00
Totals	Graph	2	\$131,000.00	\$52,000.00	\$52,000.00	\$210,000.00

Employer Name/Worksite Address	Graph	Count	Mean Wage	Median Wage	Lowest Wage	Highest Wage
HMB PHARMACY MANAGEMENT, LLC., 462 GRIDER ST., BUFFALO, NY (https://www.google.com/maps/place/462%20GRIDER%20ST.,BUFFALO,NY)	Graph	1	\$52,000.00	\$52,000.00	\$52,000.00	\$52,000.00
UNIVERSITY PSYCHIATRIC PRACTICE, INC., 462 GRIDER STREET, BUFFALO, NY (https://www.google.com/maps/place/462%20GRIDER%20STREET,BUFFALO,NY)	Graph	2	\$149,238.00	\$88,476.00	\$88,476.00	\$210,000.00
APOGEE MEDICAL GROUP, NEW YORK, PC, 462 GRIDER ST, BUFFALO, NY (https://www.google.com/maps/place/462%20GRIDER%20ST,BUFFALO,NY)	Graph	6	\$240,066.67	\$260,000.00	\$130,000.00	\$265,200.00
Totals	Graph	9	\$198,986.22	\$260,000.00	\$52,000.00	\$265,200.00

Latitude: 42.926525 Longitude: -78.578265

Employer Name/Employer Address	Graph	Count	Mean Wage	Median Wage	Lowest Wage	Highest Wage
UNITED PRECIOUS METAL REFINING, INC., 2781 TOWNLINE ROAD, ALDEN, NY (https://www.google.com/maps/place/2781%20TOWNLINE%20ROAD,ALDEN,NY)	Graph	1	\$62,000.00	\$62,000.00	\$62,000.00	\$62,000.00
Totals	Graph	1	\$62,000.00	\$62,000.00	\$62,000.00	\$62,000.00

Employer Name/Worksite Address	Graph	Count	Mean Wage	Median Wage	Lowest Wage	Highest Wage
UNITED PRECIOUS METAL REFINING, INC., 2781 TOWNLINE ROAD, ALDEN, NY (https://www.google.com/maps/place/2781%20TOWNLINE%20ROAD,ALDEN,NY)	Graph	1	\$62,000.00	\$62,000.00	\$62,000.00	\$62,000.00
Totals	Graph	1	\$62,000.00	\$62,000.00	\$62,000.00	\$62,000.00

Latitude: 42.927198 Longitude: -78.753828

Employer Name/Employer Address	Graph	Count	Mean Wage	Median Wage	Lowest Wage	Highest Wage
SWEETWORKS CONFECTIONS, LLC, 3500 GENESEE STREET, BUFFALO, NY (https://www.google.com/maps/place/3500%20GENESEE%20STREET,BUFFALO,NY)	Graph	1	\$93,000.00	\$93,000.00	\$93,000.00	\$93,000.00
Totals	Graph	1	\$93,000.00	\$93,000.00	\$93,000.00	\$93,000.00

Employer Name/Worksite Address	Graph	Count	Mean Wage	Median Wage	Lowest Wage	Highest Wage
SWEETWORKS CONFECTIONS, LLC, 3500 GENESEE STREET, BUFFALO, NY (https://www.google.com/maps/place/3500%20GENESEE%20STREET,BUFFALO,NY)	Graph	1	\$93,000.00	\$93,000.00	\$93,000.00	\$93,000.00
Totals	Graph	1	\$93,000.00	\$93,000.00	\$93,000.00	\$93,000.00

Latitude: 42.928983 Longitude: -78.751628

Employer Name/Worksite Address	Graph	Count	Mean Wage	Median Wage	Lowest Wage	Highest Wage
HEXAIDER TECHNOLOGIES LLC, 4989 GENESEE ST, CHEEKTOWAGA, NY (https://www.google.com/maps/place/4989%20GENESEE%20ST,CHEEKTOWAGA,NY)	Graph	1	\$90,000.00	\$90,000.00	\$90,000.00	\$90,000.00
Totals	Graph	1	\$90,000.00	\$90,000.00	\$90,000.00	\$90,000.00

Latitude: 42.929589 Longitude: -78.854675

Employer Name/Worksite Address	Graph	Count	Mean Wage	Median Wage	Lowest Wage	Highest Wage
MEDAILLE COLLEGE, 18 AGASSIZ CIRCLE, BUFFALO, NY (https://www.google.com/maps/place/18%20AGASSIZ%20CIRCLE,BUFFALO,NY)	Graph	2	\$56,224.80	\$55,000.00	\$55,000.00	\$57,449.60
Totals	Graph	2	\$56,224.80	\$55,000.00	\$55,000.00	\$57,449.60

Employer Name/Worksite Address	Graph	Count	Mean Wage	Median Wage	Lowest Wage	Highest Wage
MEDAILLE COLLEGE, 18 AGASSIZ CIRCLE, BUFFALO, NY (https://www.google.com/maps/place/18%20AGASSIZ%20CIRCLE,BUFFALO,NY)	Graph	2	\$56,224.80	\$55,000.00	\$55,000.00	\$57,449.60
Totals	Graph	2	\$56,224.80	\$55,000.00	\$55,000.00	\$57,449.60

Latitude: 42.929845 Longitude: -78.784113

Employer Name/Worksite Address	Graph	Count	Mean Wage	Median Wage	Lowest Wage	Highest Wage
AMAR ATWAL M.D. P.C, 3095 HARLEM ROAD, CHEEKTOWAGA, NY (https://www.google.com/maps/place/3095%20HARLEM%20ROAD,CHEEKTOWAGA,NY)	Graph	1	\$100,000.00	\$100,000.00	\$100,000.00	\$100,000.00
Totals	Graph	1	\$100,000.00	\$100,000.00	\$100,000.00	\$100,000.00

Employer Name/Worksite Address	Graph	Count	Mean Wage	Median Wage	Lowest Wage	Highest Wage
AMAR ATWAL M.D. P.C, 3095 HARLEM ROAD, CHEEKTOWAGA, NY (https://www.google.com/maps/place/3095%20HARLEM%20ROAD,CHEEKTOWAGA,NY)	Graph	1	\$100,000.00	\$100,000.00	\$100,000.00	\$100,000.00
Totals	Graph	1	\$100,000.00	\$100,000.00	\$100,000.00	\$100,000.00

Latitude: 42.933426 Longitude: -78.877088

Employer Name/Worksite Address	Graph	Count	Mean Wage	Median Wage	Lowest Wage	Highest Wage
THE RESEARCH FOUNDATION FOR SUNY, 1300 ELMWOOD AVENUE, BUFFALO, NY (https://www.google.com/maps/place/1300%20ELMWOOD%20AVENUE,BUFFALO,NY)	Graph	1	\$78,957.00	\$78,957.00	\$78,957.00	\$78,957.00
STATE UNIVERSITY NEW YORK AT BUFFALO STATE COLLEGE, 1300 ELMWOOD AVE., BUFFALO, NY (https://www.google.com/maps/place/1300%20ELMWOOD%20AVE.,BUFFALO,NY)	Graph	2	\$58,198.50	\$50,000.00	\$50,000.00	\$66,397.00
STATE UNIVERSITY OF NEW YORK - BUFFALO STATE, 1300 ELMWOOD AVE., BUFFALO, NY (https://www.google.com/maps/place/1300%20ELMWOOD%20AVE.,BUFFALO,NY)	Graph	7	\$69,788.43	\$68,566.00	\$55,000.00	\$93,953.00
Totals	Graph	10	\$68,387.30	\$66,397.00	\$50,000.00	\$93,953.00

Employer Name/Worksite Address	Graph	Count	Mean Wage	Median Wage	Lowest Wage	Highest Wage
RESEARCH FOUNDATION FOR SUNY, 1300 ELMWOOD AVENUE, BUFFALO, NY (https://www.google.com/maps/place/1300%20ELMWOOD%20AVENUE,BUFFALO,NY)	Graph	1	\$53,045.00	\$53,045.00	\$53,045.00	\$53,045.00
STATE UNIVERSITY OF NEW YORK - BUFFALO STATE, 1300 ELMWOOD AVE., BUFFALO, NY (https://www.google.com/maps/place/1300%20ELMWOOD%20AVE.,BUFFALO,NY)	Graph	9	\$67,212.89	\$66,397.00	\$50,000.00	\$93,953.00
Totals	Graph	10	\$65,796.10	\$65,000.00	\$50,000.00	\$93,953.00

Latitude: 42.93367 Longitude: -78.720971

Employer Name/Employer Address	Graph	Count	Mean Wage	Median Wage	Lowest Wage	Highest Wage
CALSPAN CORPORATION, 4455 GENESEE STREET, BUFFALO, NY (https://www.google.com/maps/place/4455%20GENESEE%20STREET,BUFFALO,NY)	Graph	1	\$65,000.00	\$65,000.00	\$65,000.00	\$65,000.00
TROVE PREDICTIVE DATA SCIENCE, LLC, 4455 GENESEE STREET, BUFFALO, NY (https://www.google.com/maps/place/4455%20GENESEE%20STREET,BUFFALO,NY)	Graph	1	\$120,000.00	\$120,000.00	\$120,000.00	\$120,000.00
Totals	Graph	2	\$92,500.00	\$65,000.00	\$65,000.00	\$120,000.00

Employer Name/Worksite Address	Graph	Count	Mean Wage	Median Wage	Lowest Wage	Highest Wage
CALSPAN CORPORATION, 4455 GENESEE STREET, BUFFALO, NY (https://www.google.com/maps/place/4455%20GENESEE%20STREET,BUFFALO,NY)	Graph	1	\$65,000.00	\$65,000.00	\$65,000.00	\$65,000.00
TROVE PREDICTIVE DATA SCIENCE, LLC, 4455 GENESEE STREET, BUFFALO, NY (https://www.google.com/maps/place/4455%20GENESEE%20STREET,BUFFALO,NY)	Graph	1	\$120,000.00	\$120,000.00	\$120,000.00	\$120,000.00
Totals	Graph	2	\$92,500.00	\$65,000.00	\$65,000.00	\$120,000.00

Latitude: 42.934465 Longitude: -78.717317

Employer Name/Employer Address	Graph	Count	Mean Wage	Median Wage	Lowest Wage	Highest Wage
BHAVANI GROUP, INC., 4630 GENESEE STREET, CHEEKTOWAGA, NY (https://www.google.com/maps/place/4630%20GENESEE%20STREET,CHEEKTOWAGA,NY)	Graph	1	\$61,880.00	\$61,880.00	\$61,880.00	\$61,880.00
Totals	Graph	1	\$61,880.00	\$61,880.00	\$61,880.00	\$61,880.00

Employer Name/Worksite Address	Graph	Count	Mean Wage	Median Wage	Lowest Wage	Highest Wage
BHAVANI GROUP, INC., 4630 GENESEE STREET, CHEEKTOWAGA, NY (https://www.google.com/maps/place/4630%20GENESEE%20STREET,CHEEKTOWAGA,NY)	Graph	1	\$61,880.00	\$61,880.00	\$61,880.00	\$61,880.00
Totals	Graph	1	\$61,880.00	\$61,880.00	\$61,880.00	\$61,880.00

Latitude: 42.935075 Longitude: -78.839301

Employer Name/Worksite Address	Graph	Count	Mean Wage	Median Wage	Lowest Wage	Highest Wage
U-C COATINGS, LLC, 2250 FILLMORE AVENUE, BUFFALO, NY (https://www.google.com/maps/place/2250%20FILLMORE%20AVENUE,BUFFALO,NY)	Graph	1	\$70,000.00	\$70,000.00	\$70,000.00	\$70,000.00
Totals	Graph	1	\$70,000.00	\$70,000.00	\$70,000.00	\$70,000.00

Latitude: 42.935337 Longitude: -78.810674

Employer Name/Employer Address	Graph	Count	Mean Wage	Median Wage	Lowest Wage	Highest Wage
HMB PHARMACY MANAGEMENT LLC, 462 GRIDER STREET DRIVE #3, BUFFALO, NY (https://www.google.com/maps/place/462%20GRIDER%20STREET%20DRIVE%20#3,BUFFALO,NY)	Graph	1	\$70,000.00	\$70,000.00	\$70,000.00	\$70,000.00
Totals	Graph	1	\$70,000.00	\$70,000.00	\$70,000.00	\$70,000.00

Employer Name/Worksite Address	Graph	Count	Mean Wage	Median Wage	Lowest Wage	Highest Wage
HMB PHARMACY MANAGEMENT LLC, 462 GRIDER STREET DRIVE #3, BUFFALO, NY (https://www.google.com/maps/place/462%20GRIDER%20STREET%20DRIVE%20#3,BUFFALO,NY)	Graph	1	\$70,000.00	\$70,000.00	\$70,000.00	\$70,000.00
STATE UNIVERSITY OF NEW YORK AT BUFFALO, VA HOSPITAL, BUFFALO, NY (https://www.google.com/maps/place/VA%20HOSPITAL,BUFFALO,NY)	Graph	1	\$53,518.00	\$53,518.00	\$53,518.00	\$53,518.00
STATE UNIVERSITY OF NEW YORK AT BUFFALO, VA WESTERN NEW YORK HEALTHCARE, BUFFALO, NY (https://www.google.com/maps/place/VA%20WESTERN%20NEW%20YORK%20HEALTHCARE,BUFFALO,NY)	Graph	3	\$54,569.67	\$53,518.00	\$53,518.00	\$56,673.00
UNIVERSITY GYNECOLOGISTS & OBSTETRICIANS, INC., ERIE COUNTY MEDICAL CENTER, BUFFALO, NY (https://www.google.com/maps/place/ERIE%20COUNTY%20MEDICAL%20CENTER,BUFFALO,NY)	Graph	5	\$153,303.00	\$178,000.00	\$53,518.00	\$178,997.00
Totals	Graph	10	\$105,374.20	\$56,673.00	\$53,518.00	\$178,997.00

Latitude: 42.93653 Longitude: -78.545009

Employer Name/Worksite Address	Graph	Count	Mean Wage	Median Wage	Lowest Wage	Highest Wage
GREATBATCH, LTD., 11900 WALDEN AVE, ALDEN, NY (https://www.google.com/maps/place/11900%20WALDEN%20AVE,ALDEN,NY)	Graph	2	\$89,602.26	\$64,204.51	\$64,204.51	\$115,000.00
Totals	Graph	2	\$89,602.26	\$64,204.51	\$64,204.51	\$115,000.00

Latitude: 42.937321 Longitude: -74.206246

Employer Name/Worksite Address	Graph	Count	Mean Wage	Median Wage	Lowest Wage	Highest Wage
GRANDISON MANAGEMENT, INC., 100 SANDY DRIVE, AMSTERDAM, NY (https://www.google.com/maps/place/100%20SANDY%20DRIVE,AMSTERDAM,NY)	Graph	10	\$59,529.60	\$59,529.60	\$59,529.60	\$59,529.60
Totals	Graph	10	\$59,529.60	\$59,529.60	\$59,529.60	\$59,529.60

Latitude: 42.938037 Longitude: -78.796559

Employer Name/Worksite Address	Graph	Count	Mean Wage	Median Wage	Lowest Wage	Highest Wage
TECHPILLARS, INC., 28 AFFINITY LN, BUFFALO, NY (https://www.google.com/maps/place/28%20AFFINITY%20LN,BUFFALO,NY)	Graph	1	\$85,000.00	\$85,000.00	\$85,000.00	\$85,000.00
Totals	Graph	1	\$85,000.00	\$85,000.00	\$85,000.00	\$85,000.00

Latitude: 42.939579 Longitude: -78.840786

Employer Name/Worksite Address	Graph	Count	Mean Wage	Median Wage	Lowest Wage
STATE UNIVERSITY OF NEW YORK AT BUFFALO, UNIVERSITY AT BUFFALO, BUFFALO, NY (https://www.google.com/maps/place/UNIVERSITY%20AT%20BUFFALO,BUFFALO,NY)	Graph	3	\$69,266.67	\$66,800.00	\$66,000.00
STATE UNIVERSITY OF NEW YORK AT BUFFALO, STATE UNIVERSITY OF NEW YORK AT BUFFALO, BUFFALO, NY (https://www.google.com/maps/place/STATE%20UNIVERSITY%20OF%20NEW%20YORK%20AT%20BUFFALO,BUFFALO,NY)	Graph	37	\$64,396.14	\$54,940.00	\$43,692.00
Totals	Graph	40	\$64,761.43	\$56,673.00	\$43,692.00

Latitude: 42.940757 Longitude: -78.857917

Employer Name/Worksite Address	Graph	Count	Mean Wage	Median Wage	Lowest Wage	Highest Wage
NICHOLS SCHOOL, 1250 AMHERST STREET, BUFFALO, NY (https://www.google.com/maps/place/1250%20AMHERST%20STREET,BUFFALO,NY)	Graph	1	\$56,949.00	\$56,949.00	\$56,949.00	\$56,949.00
Totals	Graph	1	\$56,949.00	\$56,949.00	\$56,949.00	\$56,949.00

Employer Name/Worksite Address	Graph	Count	Mean Wage	Median Wage	Lowest Wage	Highest Wage
NICHOLS SCHOOL, 1250 AMHERST STREET, BUFFALO, NY (https://www.google.com/maps/place/1250%20AMHERST%20STREET,BUFFALO,NY)	Graph	1	\$56,949.00	\$56,949.00	\$56,949.00	\$56,949.00
Totals	Graph	1	\$56,949.00	\$56,949.00	\$56,949.00	\$56,949.00

Latitude: 42.940804 Longitude: -75.825699

Employer Name/Worksite Address	Graph	Count	Mean Wage	Median Wage	Lowest Wage	Highest Wage
SYRACUSE UNIVERSITY, CENTER FOR SCIENCE AND TECHNOLOGY, SYRACUSE, NY (https://www.google.com/maps/place/CENTER%20FOR%20SCIENCE%20AND%20TECHNOLOGY,SYRACUSE,NY)	Graph	1	\$47,476.00	\$47,476.00	\$47,476.00	\$47,476.00
Totals	Graph	1	\$47,476.00	\$47,476.00	\$47,476.00	\$47,476.00

Latitude: 42.942031 Longitude: -78.834689

Employer Name/Worksite Address	Graph	Count	Mean Wage	Median Wage	Lowest Wage	Highest Wage
COMMUNITY HEALTH CENTER OF BUFFALO, INC., 34 BENWOOD AVE, BUFFALO, NY (https://www.google.com/maps/place/34%20BENWOOD%20AVE,BUFFALO,NY)	Graph	2	\$170,000.00	\$170,000.00	\$170,000.00	\$170,000.00
Totals	Graph	2	\$170,000.00	\$170,000.00	\$170,000.00	\$170,000.00

Employer Name/Worksite Address	Graph	Count	Mean Wage	Median Wage	Lowest Wage	Highest Wage
COMMUNITY HEALTH CENTER OF BUFFALO, INC., 34 BENWOOD AVE, BUFFALO, NY (https://www.google.com/maps/place/34%20BENWOOD%20AVE,BUFFALO,NY)	Graph	2	\$170,000.00	\$170,000.00	\$170,000.00	\$170,000.00
Totals	Graph	2	\$170,000.00	\$170,000.00	\$170,000.00	\$170,000.00

Latitude: 42.942277 Longitude: -78.877264

Employer Name/Worksite Address	Graph	Count	Mean Wage	Median Wage	Lowest Wage	Highest Wage
PERAFLEX HOSE INC, 155 GREAT ARROW AVENUE, BUFFALO, NY (https://www.google.com/maps/place/155%20GREAT%20ARROW%20AVENUE,BUFFALO,NY)	Graph	1	\$56,784.00	\$56,784.00	\$56,784.00	\$56,784.00
Totals	Graph	1	\$56,784.00	\$56,784.00	\$56,784.00	\$56,784.00

Employer Name/Worksite Address	Graph	Count	Mean Wage	Median Wage	Lowest Wage	Highest Wage
PERAFLEX HOSE INC, 155 GREAT ARROW AVENUE, BUFFALO, NY (https://www.google.com/maps/place/155%20GREAT%20ARROW%20AVENUE,BUFFALO,NY)	Graph	1	\$56,784.00	\$56,784.00	\$56,784.00	\$56,784.00
Totals	Graph	1	\$56,784.00	\$56,784.00	\$56,784.00	\$56,784.00

Latitude: 42.943229 Longitude: -78.720972

Employer Name/Worksite Address	Graph	Count	Mean Wage	Median Wage	Lowest Wage	Highest Wage
QUALCOMM TECHNOLOGIES, INC., 300 AIRBORNE PARKWAY WEST, CHEEKTOWAGA, NY (https://www.google.com/maps/place/300%20AIRBORNE%20PARKWAY%20WEST,CHEEKTOWAGA,NY)	Graph	1	\$86,400.00	\$86,400.00	\$86,400.00	\$86,400.00
ARK SOLUTIONS, INC., 400 AIRBORNE PARKWAY, BUFFALO, NY (https://www.google.com/maps/place/400%20AIRBORNE%20PARKWAY,BUFFALO,NY)	Graph	2	\$88,000.00	\$86,000.00	\$86,000.00	\$90,000.00
TRISYNC TECHNOLOGIES INC., 400 AIRBORNE PARKWAY, CHEEKTOWAGA, NY (https://www.google.com/maps/place/400%20AIRBORNE%20PARKWAY,CHEEKTOWAGA,NY)	Graph	6	\$77,043.67	\$75,800.00	\$62,500.00	\$87,464.00
COGNIZANT TECHNOLOGY SOLUTIONS U.S. CORPORATION, 400 AIRBORNE PKWY W, CHEEKTOWAGA, NY (https://www.google.com/maps/place/400%20AIRBORNE%20PKWY%20W,CHEEKTOWAGA,NY)	Graph	100	\$64,127.00	\$63,211.00	\$60,000.00	\$88,275.00

Employer Name/Worksite Address	Graph	Count	Mean Wage	Median Wage	Lowest Wage	Highest Wage
Totals	Graph	109	\$65,480.39	\$63,211.00	\$60,000.00	\$90,000.00

Latitude: 42.94489 Longitude: -78.744428

Employer Name/Worksite Address	Graph	Count	Mean Wage	Median Wage	Lowest Wage	Highest Wage
DUNN TIRE LLC, 475 CAYUGA ROAD, BUFFALO, NY (https://www.google.com/maps/place/475%20CAYUGA%20ROAD,BUFFALO,NY)	Graph	1	\$61,944.00	\$61,944.00	\$61,944.00	\$61,944.00
Totals	Graph	1	\$61,944.00	\$61,944.00	\$61,944.00	\$61,944.00

Employer Name/Worksite Address	Graph	Count	Mean Wage	Median Wage	Lowest Wage	Highest Wage
DUNN TIRE LLC, 475 CAYUGA ROAD, BUFFALO, NY (https://www.google.com/maps/place/475%20CAYUGA%20ROAD,BUFFALO,NY)	Graph	1	\$61,944.00	\$61,944.00	\$61,944.00	\$61,944.00
Totals	Graph	1	\$61,944.00	\$61,944.00	\$61,944.00	\$61,944.00

Latitude: 42.945721 Longitude: -78.842356

Employer Name/Worksite Address	Graph	Count	Mean Wage	Median Wage	Lowest Wage	Highest Wage
LPA SOFTWARE SOLUTIONS LLC, 40 FOUNTAIN PLAZA, BUFFALO, NY (https://www.google.com/maps/place/40%20FOUNTAIN%20PLAZA,BUFFALO,NY)	Graph	2	\$65,528.50	\$58,278.00	\$58,278.00	\$72,779.00
TECH MATRIX INC, 50 FOUNTAIN PLZ, BUFFALO, NY (https://www.google.com/maps/place/50%20FOUNTAIN%20PLZ,BUFFALO,NY)	Graph	2	\$60,000.00	\$60,000.00	\$60,000.00	\$60,000.00
ERNST & YOUNG U.S. LLP, 50 FOUNTAIN PLAZA, BUFFALO, NY (https://www.google.com/maps/place/50%20FOUNTAIN%20PLAZA,BUFFALO,NY)	Graph	3	\$101,520.00	\$108,560.00	\$70,000.00	\$126,000.00
Totals	Graph	7	\$79,373.86	\$70,000.00	\$58,278.00	\$126,000.00

Latitude: 42.947204 Longitude: -78.873128

Employer Name/Worksite Address	Graph	Count	Mean Wage	Median Wage	Lowest Wage	Highest Wage
COMPUNNEL SOFTWARE GROUP, INC., 111 ROSALIA ST, BUFFALO, NY (https://www.google.com/maps/place/111%20ROSALIA%20ST,BUFFALO,NY)	Graph	1	\$65,000.00	\$65,000.00	\$65,000.00	\$65,000.00
Totals	Graph	1	\$65,000.00	\$65,000.00	\$65,000.00	\$65,000.00

Latitude: 42.949843 Longitude: -78.738832

Employer Name/Worksite Address	Graph	Count	Mean Wage	Median Wage	Lowest Wage	Highest Wage
ADVANCE2000, INC., 1140 WEHRLE DRIVE, WILLIAMSVILLE, NY (https://www.google.com/maps/place/1140%20WEHRLE%20DRIVE,WILLIAMSVILLE,NY)	Graph	2	\$65,000.00	\$60,000.00	\$60,000.00	\$70,000.00
Totals	Graph	2	\$65,000.00	\$60,000.00	\$60,000.00	\$70,000.00

Employer Name/Worksite Address	Graph	Count	Mean Wage	Median Wage	Lowest Wage	Highest Wage
ADVANCE2000, INC., 1140 WEHRLE DR, WILLIAMSVILLE, NY (https://www.google.com/maps/place/1140%20WEHRLE%20DR,WILLIAMSVILLE,NY)	Graph	1	\$60,000.00	\$60,000.00	\$60,000.00	\$60,000.00
ADVANCE2000, INC., 1140 WEHRLE DRIVE, WILLIAMSVILLE, NY (https://www.google.com/maps/place/1140%20WEHRLE%20DRIVE,WILLIAMSVILLE,NY)	Graph	1	\$70,000.00	\$70,000.00	\$70,000.00	\$70,000.00
Totals	Graph	2	\$65,000.00	\$60,000.00	\$60,000.00	\$70,000.00

Latitude: 42.950139 Longitude: -78.883064

Employer Name/Worksite Address	Graph	Count	Mean Wage	Median Wage	Lowest Wage	Highest Wage
NORTHWEST BUFFALO COMMUNITY HEALTH CARE CENTER, 155 LAWN STREET, BUFFALO, NY (https://www.google.com/maps/place/155%20LAWN%20STREET,BUFFALO,NY)	Graph	4	\$192,000.00	\$192,000.00	\$192,000.00	\$192,000.00
Totals	Graph	4	\$192,000.00	\$192,000.00	\$192,000.00	\$192,000.00

Latitude: 42.95028 Longitude: -78.822384

Employer Name/Employer Address	Graph	Count	Mean Wage	Median Wage	Lowest Wage	Highest Wage
RESEARCH FOUNDATION OF SUNY AT BUFFALO, UNIVERSITY AT BUFFALO, BUFFALO, NY (https://www.google.com/maps/place/UNIVERSITY%20AT%20BUFFALO,BUFFALO,NY)	Graph	5	\$55,724.48	\$50,000.00	\$38,958.40	\$84,350.00
RESEARCH FOUNDATION OF SUNY AT BUFFALO, UNIVERSITY AT BUFFALO, BUFFALO, NY (https://www.google.com/maps/place/UNIVERSITY%20AT%20BUFFALO,BUFFALO,NY)	Graph	18	\$54,251.33	\$50,000.00	\$38,400.00	\$90,000.00
STATE UNIVERSITY OF NEW YORK AT BUFFALO, UB IMMIGRATION SERVICES, BUFFALO, NY (https://www.google.com/maps/place/UB%20IMMIGRATION%20SERVICES,BUFFALO,NY)	Graph	51	\$81,820.53	\$75,000.00	\$43,692.00	\$205,000.00
Totals	Graph	74	\$73,351.26	\$65,270.00	\$38,400.00	\$205,000.00

Employer Name/Worksite Address	Graph	Count	Mean Wage	Median Wage	Lowest Wage
STATE UNIVERSITY OF NEW YORK AT BUFFALO, UNIVERSITY AT BUFFALO, BUFFALO, NY (https://www.google.com/maps/place/UNIVERSITY%20AT%20BUFFALO,BUFFALO,NY)	Graph	2	\$80,000.00	\$48,000.00	\$48,000.0
STATE UNIVERSITY OF NEW YORK AT BUFFALO, STATE UNIVERSITY OF NEW YORK AT BUFFALO, BUFFALO, NY (https://www.google.com/maps/place/STATE%20UNIVERSITY%20OF%20NEW%20YORK%20AT%20BUFFALO,BUFFALO,NY)	Graph	31	\$86,177.19	\$84,125.00	\$38,400.0
Totals	Graph	33	\$85,802.81	\$84,125.00	\$38,400.0

Latitude: 42.950761 Longitude: -78.834024

Employer Name/Employer Address	Graph	Count	Mean Wage	Median Wage	Lowest Wage	Highest Wage
BUFFALO OLMSTED PARKS CONSERVANCY, INC., 84 PARKSIDE AVENUE, BUFFALO, NY (https://www.google.com/maps/place/84%20PARKSIDE%20AVENUE,BUFFALO,NY)	Graph	1	\$36,150.00	\$36,150.00	\$36,150.00	\$36,150.00
Totals	Graph	1	\$36,150.00	\$36,150.00	\$36,150.00	\$36,150.00

Employer Name/Worksite Address	Graph	Count	Mean Wage	Median Wage	Lowest Wage	Highest Wage
BUFFALO OLMSTED PARKS CONSERVANCY, INC., 84 PARKSIDE AVENUE, BUFFALO, NY (https://www.google.com/maps/place/84%20PARKSIDE%20AVENUE,BUFFALO,NY)	Graph	1	\$36,150.00	\$36,150.00	\$36,150.00	\$36,150.00
Totals	Graph	1	\$36,150.00	\$36,150.00	\$36,150.00	\$36,150.00

Latitude: 42.950806 Longitude: -78.868876

Employer Name/Employer Address	Graph	Count	Mean Wage	Median Wage	Lowest Wage	Highest Wage
TOMMASO BRIATICO ARCHITECTS R.A., 2448 DELAWARE AVE, BUFFALO, NY (https://www.google.com/maps/place/2448%20DELAWARE%20AVE,BUFFALO,NY)	Graph	2	\$36,171.20	\$36,171.20	\$36,171.20	\$36,171.20
Totals	Graph	2	\$36,171.20	\$36,171.20	\$36,171.20	\$36,171.20

Employer Name/Worksite Address	Graph	Count	Mean Wage	Median Wage	Lowest Wage	Highest Wage
TOMMASO BRIATICO ARCHITECTS R.A., 2448 DELAWARE AVE, BUFFALO, NY (https://www.google.com/maps/place/2448%20DELAWARE%20AVE,BUFFALO,NY)	Graph	2	\$36,171.20	\$36,171.20	\$36,171.20	\$36,171.20
Totals	Graph	2	\$36,171.20	\$36,171.20	\$36,171.20	\$36,171.20

Latitude: 42.952072 Longitude: -76.56792

Employer Name/Employer Address	Graph	Count	Mean Wage	Median Wage	Lowest Wage	Highest Wage
NUCOR STEEL AUBURN, INC., 25 QUARRY ROAD, AUBURN, NY (https://www.google.com/maps/place/25%20QUARRY%20ROAD,AUBURN,NY)	Graph	1	\$62,000.00	\$62,000.00	\$62,000.00	\$62,000.00
Totals	Graph	1	\$62,000.00	\$62,000.00	\$62,000.00	\$62,000.00

Employer Name/Worksite Address	Graph	Count	Mean Wage	Median Wage	Lowest Wage	Highest Wage
NUCOR STEEL AUBURN, INC., 25 QUARRY ROAD, AUBURN, NY (https://www.google.com/maps/place/25%20QUARRY%20ROAD,AUBURN,NY)	Graph	1	\$62,000.00	\$62,000.00	\$62,000.00	\$62,000.00
Totals	Graph	1	\$62,000.00	\$62,000.00	\$62,000.00	\$62,000.00

Latitude: 42.954777 Longitude: -77.574077

Employer Name/Worksite Address	Graph	Count	Mean Wage	Median Wage	Lowest Wage	Highest Wage
SOUTHCO, INC., 250 EAST STREET, HONEOYE FALLS, NY (https://www.google.com/maps/place/250%20EAST%20STREET,HONEOYE%20FALLS,NY)	Graph	1	\$85,000.00	\$85,000.00	\$85,000.00	\$85,000.00
Totals	Graph	1	\$85,000.00	\$85,000.00	\$85,000.00	\$85,000.00

Latitude: 42.954983 Longitude: -78.714763

Employer Name/Worksite Address	Graph	Count	Mean Wage	Median Wage	Lowest Wage	Highest Wage
MPHASIS CORPORATION, 75 EARHART DRIVE, WILLIAMSVILLE, NY (https://www.google.com/maps/place/75%20EARHART%20DRIVE,WILLIAMSVILLE,NY)	Graph	65	\$60,000.00	\$60,000.00	\$60,000.00	\$60,000.00
Totals	Graph	65	\$60,000.00	\$60,000.00	\$60,000.00	\$60,000.00

Latitude: 42.955926 Longitude: -78.714609

Employer Name/Worksite Address	Graph	Count	Mean Wage	Median Wage	Lowest Wage	Highest Wage
SODEXO, INC., 10 EARHART DRIVE, WILLIAMSVILLE, NY (https://www.google.com/maps/place/10%20EARHART%20DRIVE,WILLIAMSVILLE,NY)	Graph	2	\$75,000.00	\$68,000.00	\$68,000.00	\$82,000.00
COGNIZANT TECHNOLOGY SOLUTIONS U.S. CORPORATION, 10 EARHART DRIVE, BUFFALO, NY (https://www.google.com/maps/place/10%20EARHART%20DRIVE,BUFFALO,NY)	Graph	188	\$62,925.86	\$60,000.00	\$60,000.00	\$87,464.00
Totals	Graph	190	\$63,052.96	\$60,000.00	\$60,000.00	\$87,464.00

Latitude: 42.955932 Longitude: -78.714741

Employer Name/Worksite Address	Graph	Count	Mean Wage	Median Wage	Lowest Wage	Highest Wage
AMICUS SYSTEMS INC, 15 EARHART DR, WILIMASVILLE, NY (https://www.google.com/maps/place/15%20EARHART%20DR,WILIMASVILLE,NY)	Graph	1	\$87,000.00	\$87,000.00	\$87,000.00	\$87,000.00
SODEXO, INC., 15 EARHART DRIVE, WILLIAMSVILLE, NY (https://www.google.com/maps/place/15%20EARHART%20DRIVE,WILLIAMSVILLE,NY)	Graph	1	\$102,690.00	\$102,690.00	\$102,690.00	\$102,690.00
Totals	Graph	2	\$94,845.00	\$87,000.00	\$87,000.00	\$102,690.00

Latitude: 42.956136 Longitude: -78.679041

Employer Name/Employer Address	Graph	Count	Mean Wage	Median Wage	Lowest Wage	Highest Wage
BIZWIN STRATEGIES, INC., 2813 WEHRLE DRIVE, WILLIAMSVILLE, NY (https://www.google.com/maps/place/2813%20WEHRLE%20DRIVE,WILLIAMSVILLE,NY)	Graph	1	\$50,000.00	\$50,000.00	\$50,000.00	\$50,000.00

Employer Name/Employer Address	Graph	Count	Mean Wage	Median Wage	Lowest Wage	Highest Wage
Totals	Graph	1	\$50,000.00	\$50,000.00	\$50,000.00	\$50,000.00

Employer Name/Worksite Address	Graph	Count	Mean Wage	Median Wage	Lowest Wage	Highest Wage
BIZWIN STRATEGIES, INC., 2813 WEHRLE DRIVE, WILLIAMSVILLE, NY (https://www.google.com/maps/place/2813%20WEHRLE%20DRIVE,WILLIAMSVILLE,NY)	Graph	1	\$50,000.00	\$50,000.00	\$50,000.00	\$50,000.00
Totals	Graph	1	\$50,000.00	\$50,000.00	\$50,000.00	\$50,000.00

Latitude: 42.956136 Longitude: -78.67892

Employer Name/Worksite Address	Graph	Count	Mean Wage	Median Wage	Lowest Wage	Highest Wage
TAX TECHNOLOGIES, INC., 2821 WEHRLE DRIVE, WILLIAMSVILLE, NY (https://www.google.com/maps/place/2821%20WEHRLE%20DRIVE,WILLIAMSVILLE,NY)	Graph	3	\$63,833.33	\$62,000.00	\$60,000.00	\$69,500.00
Totals	Graph	3	\$63,833.33	\$62,000.00	\$60,000.00	\$69,500.00

Latitude: 42.956631 Longitude: -78.728909

Employer Name/Worksite Address	Graph	Count	Mean Wage	Median Wage	Lowest Wage	Highest Wage
INGRAM MICRO INC., 1759 WEHRLE DR, WILLIAMSVILLE, NY (https://www.google.com/maps/place/1759%20WEHRLE%20DR,WILLIAMSVILLE,NY)	Graph	1	\$83,009.69	\$83,009.69	\$83,009.69	\$83,009.69
LARSEN & TOUBRO INFOTECH LIMITED, 1759 WEHRLE DRIVE, WILLIAMSVILLE, NY (https://www.google.com/maps/place/1759%20WEHRLE%20DRIVE,WILLIAMSVILLE,NY)	Graph	1	\$71,448.00	\$71,448.00	\$71,448.00	\$71,448.00
Totals	Graph	2	\$77,228.85	\$71,448.00	\$71,448.00	\$83,009.69

Latitude: 42.956756 Longitude: -78.728039

Employer Name/Employer Address	Graph	Count	Mean Wage	Median Wage	Lowest Wage	Highest Wage
COGNIGEN CORPORATION, 1780 WEHRLE DRIVE, BUFFALO, NY (https://www.google.com/maps/place/1780%20WEHRLE%20DRIVE,BUFFALO,NY)	Graph	2	\$78,842.03	\$64,400.00	\$64,400.00	\$93,284.06
Totals	Graph	2	\$78,842.03	\$64,400.00	\$64,400.00	\$93,284.06

Employer Name/Worksite Address	Graph	Count	Mean Wage	Median Wage	Lowest Wage	Highest Wage
COGNIGEN CORPORATION, 1780 WEHRLE DRIVE, BUFFALO, NY (https://www.google.com/maps/place/1780%20WEHRLE%20DRIVE,BUFFALO,NY)	Graph	2	\$78,842.03	\$64,400.00	\$64,400.00	\$93,284.06
Totals	Graph	2	\$78,842.03	\$64,400.00	\$64,400.00	\$93,284.06

Latitude: 42.95763 Longitude: -78.880821

Employer Name/Employer Address	Graph	Count	Mean Wage	Median Wage	Lowest Wage	Highest Wage
BUFFALO TRANSPORTATION, INC., 289 RAMSDELL AVENUE, BUFFALO, NY (https://www.google.com/maps/place/289%20RAMSDELL%20AVENUE,BUFFALO,NY)	Graph	1	\$66,560.00	\$66,560.00	\$66,560.00	\$66,560.00
Totals	Graph	1	\$66,560.00	\$66,560.00	\$66,560.00	\$66,560.00

Employer Name/Worksite Address	Graph	Count	Mean Wage	Median Wage	Lowest Wage	Highest Wage
BUFFALO TRANSPORTATION, INC., 289 RAMSDELL AVENUE, BUFFALO, NY (https://www.google.com/maps/place/289%20RAMSDELL%20AVENUE,BUFFALO,NY)	Graph	1	\$66,560.00	\$66,560.00	\$66,560.00	\$66,560.00

Employer Name/Worksite Address	Graph	Count	Mean Wage	Median Wage	Lowest Wage	Highest Wage
Totals	Graph	1	\$66,560.00	\$66,560.00	\$66,560.00	\$66,560.00

Latitude: 42.959991 Longitude: -78.621847

Employer Name/Worksite Address	Graph	Count	Mean Wage	Median Wage	Lowest Wage	Highest Wage
GREATBATCH, LTD., 10000 WEHRLE DR, CLARENCE, NY (https://www.google.com/maps/place/10000%20WEHRLE%20DR,CLARENCE,NY)	Graph	1	\$99,395.75	\$99,395.75	\$99,395.75	\$99,395.75
NTT DATA, INC., 10000 WEHRLE DRIVE, CLARENCE, NY (https://www.google.com/maps/place/10000%20WEHRLE%20DRIVE,CLARENCE,NY)	Graph	1	\$73,362.00	\$73,362.00	\$73,362.00	\$73,362.00
Totals	Graph	2	\$86,378.88	\$73,362.00	\$73,362.00	\$99,395.75

Latitude: 42.960589 Longitude: -78.917094

Employer Name/Worksite Address	Graph	Count	Mean Wage	Median Wage	Lowest Wage	Highest Wage
TATA CONSULTANCY SERVICES LIMITED, 3115 RIVER ROAD, BUFFALO, NY (https://www.google.com/maps/place/3115%20RIVER%20ROAD,BUFFALO,NY)	Graph	1	\$60,700.00	\$60,700.00	\$60,700.00	\$60,700.00
Totals	Graph	1	\$60,700.00	\$60,700.00	\$60,700.00	\$60,700.00

Latitude: 42.962774 Longitude: -78.777091

Employer Name/Worksite Address	Graph	Count	Mean Wage	Median Wage	Lowest Wage	Highest Wage
EPAY SYSTEMS INC., 49 BURBANK DRIVE, AMHERST, NY (https://www.google.com/maps/place/49%20BURBANK%20DRIVE,AMHERST,NY)	Graph	1	\$130,000.00	\$130,000.00	\$130,000.00	\$130,000.00
Totals	Graph	1	\$130,000.00	\$130,000.00	\$130,000.00	\$130,000.00

Latitude: 42.963767 Longitude: -78.788271

Employer Name/Worksite Address	Graph	Count	Mean Wage	Median Wage	Lowest Wage	Highest Wage
DAEMEN COLLEGE, 4380 MAIN STREET, AMHERST, NY (https://www.google.com/maps/place/4380%20MAIN%20STREET,AMHERST,NY)	Graph	2	\$57,086.00	\$54,172.00	\$54,172.00	\$60,000.00
Totals	Graph	2	\$57,086.00	\$54,172.00	\$54,172.00	\$60,000.00

Employer Name/Worksite Address	Graph	Count	Mean Wage	Median Wage	Lowest Wage	Highest Wage
DAEMEN COLLEGE, 4380 MAIN STREET, AMHERST, NY (https://www.google.com/maps/place/4380%20MAIN%20STREET,AMHERST,NY)	Graph	2	\$57,086.00	\$54,172.00	\$54,172.00	\$60,000.00
Totals	Graph	2	\$57,086.00	\$54,172.00	\$54,172.00	\$60,000.00

Latitude: 42.964099 Longitude: -78.737543

Employer Name/Worksite Address	Graph	Count	Mean Wage	Median Wage	Lowest Wage	Highest Wage
MANAGE YOUR BUSINESS, LLC, 5792 MAIN STREET, WILLIAMSVILLE, NY (https://www.google.com/maps/place/5792%20MAIN%20STREET,WILLIAMSVILLE,NY)	Graph	2	\$54,745.50	\$41,205.00	\$41,205.00	\$68,286.00
Totals	Graph	2	\$54,745.50	\$41,205.00	\$41,205.00	\$68,286.00

Employer Name/Worksite Address	Graph	Count	Mean Wage	Median Wage	Lowest Wage	Highest Wage
--------------------------------	-------	-------	-----------	-------------	-------------	--------------

Employer Name/Worksite Address	Graph	Count	Mean Wage	Median Wage	Lowest Wage	Highest Wage
MANAGE YOUR BUSINESS, LLC, 5792 MAIN STREET, WILLIAMSVILLE, NY (https://www.google.com/maps/place/5792%20MAIN%20STREET,WILLIAMSVILLE,NY)	Graph	2	\$54,745.50	\$41,205.00	\$41,205.00	\$68,286.00
Totals	Graph	2	\$54,745.50	\$41,205.00	\$41,205.00	\$68,286.00

Latitude: 42.96459 Longitude: -78.73452

Employer Name/Worksite Address	Graph	Count	Mean Wage	Median Wage	Lowest Wage	Highest Wage
FARROW INC., 5888 MAIN STREET, WILLIAMSVILLE, NY (https://www.google.com/maps/place/5888%20MAIN%20STREET,WILLIAMSVILLE,NY)	Graph	1	\$37,440.00	\$37,440.00	\$37,440.00	\$37,440.00
Totals	Graph	1	\$37,440.00	\$37,440.00	\$37,440.00	\$37,440.00

Employer Name/Worksite Address	Graph	Count	Mean Wage	Median Wage	Lowest Wage	Highest Wage
FARROW INC., 5888 MAIN STREET, WILLIAMSVILLE, NY (https://www.google.com/maps/place/5888%20MAIN%20STREET,WILLIAMSVILLE,NY)	Graph	1	\$37,440.00	\$37,440.00	\$37,440.00	\$37,440.00
Totals	Graph	1	\$37,440.00	\$37,440.00	\$37,440.00	\$37,440.00

Latitude: 42.964606 Longitude: -73.787108

Employer Name/Worksite Address	Graph	Count	Mean Wage	Median Wage	Lowest Wage	Highest Wage
GLOBALFOUNDRIES U.S. INC., 400 STONEBREAK ROAD, MALTA, NY (https://www.google.com/maps/place/400%20STONEBREAK%20ROAD,MALTA,NY)	Graph	1	\$121,763.00	\$121,763.00	\$121,763.00	\$121,763.00
Totals	Graph	1	\$121,763.00	\$121,763.00	\$121,763.00	\$121,763.00

Latitude: 42.965492 Longitude: -78.900166

Employer Name/Worksite Address	Graph	Count	Mean Wage	Median Wage	Lowest Wage	Highest Wage
MORGAN MATERIALS INC., 380 VULCAN STREET, BUFFALO, NY (https://www.google.com/maps/place/380%20VULCAN%20STREET,BUFFALO,NY)	Graph	1	\$69,826.00	\$69,826.00	\$69,826.00	\$69,826.00
Totals	Graph	1	\$69,826.00	\$69,826.00	\$69,826.00	\$69,826.00

Employer Name/Worksite Address	Graph	Count	Mean Wage	Median Wage	Lowest Wage	Highest Wage
MORGAN MATERIALS INC., 380 VULCAN STREET, BUFFALO, NY (https://www.google.com/maps/place/380%20VULCAN%20STREET,BUFFALO,NY)	Graph	1	\$69,826.00	\$69,826.00	\$69,826.00	\$69,826.00
Totals	Graph	1	\$69,826.00	\$69,826.00	\$69,826.00	\$69,826.00

Latitude: 42.965621 Longitude: -78.715842

Employer Name/Worksite Address	Graph	Count	Mean Wage	Median Wage	Lowest Wage	Highest Wage
WINDSONG RADIOLOGY GROUP, PC, 55 SPINDRIFT DRIVE, WILLIAMSVILLE, NY (https://www.google.com/maps/place/55%20SPINDRIFT%20DRIVE,WILLIAMSVILLE,NY)	Graph	2	\$51,620.50	\$46,540.00	\$46,540.00	\$56,701.00
Totals	Graph	2	\$51,620.50	\$46,540.00	\$46,540.00	\$56,701.00

Employer Name/Worksite Address	Graph	Count	Mean Wage	Median Wage	Lowest Wage	Highest Wage
WINDSONG RADIOLOGY GROUP, PC, 55 SPINDRIFT DRIVE, WILLIAMSVILLE, NY (https://www.google.com/maps/place/55%20SPINDRIFT%20DRIVE,WILLIAMSVILLE,NY)	Graph	2	\$51,620.50	\$46,540.00	\$46,540.00	\$56,701.00

Employer Name/Worksite Address	Graph	Count	Mean Wage	Median Wage	Lowest Wage	Highest Wage
Totals	Graph	2	\$51,620.50	\$46,540.00	\$46,540.00	\$56,701.00

Latitude: 42.966133 Longitude: -78.717059

Employer Name/Worksite Address	Graph	Count	Mean Wage	Median Wage	Lowest Wage	Highest Wage
AXON SOLUTIONS, INC., 6363 MAIN ST, WILLIAMSVILLE, NY (https://www.google.com/maps/place/6363%20MAIN%20ST,WILLIAMSVILLE,NY)	Graph	1	\$118,280.00	\$118,280.00	\$118,280.00	\$118,280.00
Totals	Graph	1	\$118,280.00	\$118,280.00	\$118,280.00	\$118,280.00

Latitude: 42.967059 Longitude: -75.083351

Employer Name/Worksite Address	Graph	Count	Mean Wage	Median Wage	Lowest Wage	Highest Wage
ONEIDA HERKIMER MADISON BOARD OF COOPERATIVE EDUCATIONAL SERVICES, CENTRAL VALLEY ACADEMY, ILION, NY (https://www.google.com/maps/place/CENTRAL%20VALLEY%20ACADEMY,ILION,NY)	Graph	1	\$43,401.00	\$43,401.00	\$43,401.00	\$43,401.00
Totals	Graph	1	\$43,401.00	\$43,401.00	\$43,401.00	\$43,401.00

Latitude: 42.967204 Longitude: -78.920929

Employer Name/Worksite Address	Graph	Count	Mean Wage	Median Wage	Lowest Wage	Highest Wage
SUMITOMO RUBBER USA, LLC, 10 SHERIDAN DRIVE, TONAWANDA, NY (https://www.google.com/maps/place/10%20SHERIDAN%20DRIVE,TONAWANDA,NY)	Graph	1	\$66,934.00	\$66,934.00	\$66,934.00	\$66,934.00
Totals	Graph	1	\$66,934.00	\$66,934.00	\$66,934.00	\$66,934.00

Employer Name/Worksite Address	Graph	Count	Mean Wage	Median Wage	Lowest Wage	Highest Wage
FUJITSU AMERICA, INC., 10 SHERIDAN DRIVE, TONAWANDA, NY (https://www.google.com/maps/place/10%20SHERIDAN%20DRIVE,TONAWANDA,NY)	Graph	37	\$83,178.43	\$88,774.00	\$66,934.00	\$88,774.00
Totals	Graph	37	\$83,178.43	\$88,774.00	\$66,934.00	\$88,774.00

Latitude: 42.96753 Longitude: -73.795964

Employer Name/Worksite Address	Graph	Count	Mean Wage	Median Wage	Lowest Wage	Highest Wage
SEMES AMERICA, INC., 100 SARATOGA VILLAGE BLVD., BALLSTON SPA, NY (https://www.google.com/maps/place/100%20SARATOGA%20VILLAGE%20BLVD.,BALLSTON%20SPA,NY)	Graph	1	\$55,000.00	\$55,000.00	\$55,000.00	\$55,000.0
APPLIED MATERIALS, INC., 100 SARATOGA VILLAGE BLVD, SUITE 48, MALTA, NY (https://www.google.com/maps/place/100%20SARATOGA%20VILLAGE%20BLVD,%20SUITE%2048,MALTA,NY)	Graph	100	\$65,889.00	\$55,619.00	\$49,774.00	\$81,286.0
Totals	Graph	101	\$65,781.19	\$55,619.00	\$49,774.00	\$81,286.0

Latitude: 42.97008 Longitude: -78.696661

Employer Name/Worksite Address	Graph	Count	Mean Wage	Median Wage	Lowest Wage	Highest Wage
LUXOTTICA RETAIL NORTH AMERICA INC., 4545 TRANSIT ROAD, WILLIAMSVILLE, NY (https://www.google.com/maps/place/4545%20TRANSIT%20ROAD,WILLIAMSVILLE,NY)	Graph	2	\$118,560.00	\$116,480.00	\$116,480.00	\$120,640.00
Totals	Graph	2	\$118,560.00	\$116,480.00	\$116,480.00	\$120,640.00

Latitude: 42.970969 Longitude: -78.798683

Employer Name/Worksite Address	Graph	Count	Mean Wage	Median Wage	Lowest Wage	Highest Wage
KIDNEY AND HYPERTENSION PHYSICIAN PC, 2095 KENSINGTON AVENUE, BUFFALO, NY (https://www.google.com/maps/place/2095%20KENSINGTON%20AVENUE,BUFFALO,NY)	Graph	2	\$190,000.00	\$190,000.00	\$190,000.00	\$190,000.00
Totals	Graph	2	\$190,000.00	\$190,000.00	\$190,000.00	\$190,000.00

Latitude: 42.971247 Longitude: -73.506507

Employer Name/Worksite Address	Graph	Count	Mean Wage	Median Wage	Lowest Wage	Highest Wage
BOLD STROKES BOOKS INC, 648 S. CAMBRIDGE ROAD, JOHNSONVILLE, NY (https://www.google.com/maps/place/648%20S.%20CAMBRIDGE%20ROAD,JOHNSONVILLE,NY)	Graph	1	\$75,000.00	\$75,000.00	\$75,000.00	\$75,000.00
Totals	Graph	1	\$75,000.00	\$75,000.00	\$75,000.00	\$75,000.00

Latitude: 42.971344 Longitude: -73.773587

Employer Name/Worksite Address	Graph	Count	Mean Wage	Median Wage	Lowest Wage	Highest Wage
HALLAM ASSOCIATES INC., 107 HERMES ROAD, MALTA, NY (https://www.google.com/maps/place/107%20HERMES%20ROAD,MALTA,NY)	Graph	1	\$53,685.00	\$53,685.00	\$53,685.00	\$53,685.00
LAM RESEARCH CORPORATION, 107 HERMES ROAD, BALLSTON SPA, NY (https://www.google.com/maps/place/107%20HERMES%20ROAD,BALLSTON%20SPA,NY)	Graph	1	\$158,104.00	\$158,104.00	\$158,104.00	\$158,104.00
Totals	Graph	2	\$105,894.50	\$53,685.00	\$53,685.00	\$158,104.00

Latitude: 42.972452 Longitude: -78.635186

Employer Name/Employer Address	Graph	Count	Mean Wage	Median Wage	Lowest Wage	Highest Wage
22ND CENTURY LIMITED LLC, 9530 MAIN STREET, CLARENCE, NY (https://www.google.com/maps/place/9530%20MAIN%20STREET,CLARENCE,NY)	Graph	1	\$160,000.00	\$160,000.00	\$160,000.00	\$160,000.00
Totals	Graph	1	\$160,000.00	\$160,000.00	\$160,000.00	\$160,000.00

Employer Name/Worksite Address	Graph	Count	Mean Wage	Median Wage	Lowest Wage	Highest Wage
22ND CENTURY LIMITED LLC, 9530 MAIN STREET, CLARENCE, NY (https://www.google.com/maps/place/9530%20MAIN%20STREET,CLARENCE,NY)	Graph	1	\$160,000.00	\$160,000.00	\$160,000.00	\$160,000.00
Totals	Graph	1	\$160,000.00	\$160,000.00	\$160,000.00	\$160,000.00

Latitude: 42.973278 Longitude: -78.735473

Employer Name/Worksite Address	Graph	Count	Mean Wage	Median Wage	Lowest Wage	Highest Wage
FUSION PLUS SOLUTIONS, INC, 777 INTERNATIONAL DR, BUFFALO, NY (https://www.google.com/maps/place/777%20INTERNATIONAL%20DR,BUFFALO,NY)	Graph	1	\$84,500.00	\$84,500.00	\$84,500.00	\$84,500.00
NETLOGIC SOLUTIONS INC., 777 INTERNATIONAL DRIVE,, BUFFALO, NY (https://www.google.com/maps/place/777%20INTERNATIONAL%20DRIVE,,BUFFALO,NY)	Graph	1	\$72,000.00	\$72,000.00	\$72,000.00	\$72,000.00
SYNTEL INC, 777 INTERNATIONAL DR, WILLIAMSVILLE, NY (https://www.google.com/maps/place/777%20INTERNATIONAL%20DR,WILLIAMSVILLE,NY)	Graph	1	\$102,478.00	\$102,478.00	\$102,478.00	\$102,478.00
CUBOID LLC, 777 INTERNATIONAL DRIVE, WILLIAMSVILLE, NY (https://www.google.com/maps/place/777%20INTERNATIONAL%20DRIVE,WILLIAMSVILLE,NY)	Graph	2	\$77,500.00	\$75,000.00	\$75,000.00	\$80,000.00
Totals	Graph	5	\$82,795.60	\$80,000.00	\$72,000.00	\$102,478.00

Latitude: 42.975997 Longitude: -78.696997

Employer Name/Employer Address	Graph	Count	Mean Wage	Median Wage	Lowest Wage	Highest Wage
KEI ADVISORS LLC, 7606 TRANSIT ROAD, SUITE 300, BUFFALO, NY (https://www.google.com/maps/place/7606%20TRANSIT%20ROAD,%20SUITE%20300,BUFFALO,NY)	Graph	1	\$53,830.00	\$53,830.00	\$53,830.00	\$53,830.00
Totals	Graph	1	\$53,830.00	\$53,830.00	\$53,830.00	\$53,830.00

Employer Name/Worksite Address	Graph	Count	Mean Wage	Median Wage	Lowest Wage	Highest Wage
KEI ADVISORS LLC, 7606 TRANSIT ROAD, SUITE 300, BUFFALO, NY (https://www.google.com/maps/place/7606%20TRANSIT%20ROAD,%20SUITE%20300,BUFFALO,NY)	Graph	1	\$53,830.00	\$53,830.00	\$53,830.00	\$53,830.00
Totals	Graph	1	\$53,830.00	\$53,830.00	\$53,830.00	\$53,830.00

Latitude: 42.976031 Longitude: -78.735858

Employer Name/Worksite Address	Graph	Count	Mean Wage	Median Wage	Lowest Wage	Highest Wage
INDEPENDENT HEALTH ASSOCIATION, INC., 150 ESSJAY ROAD, WILLIAMSVILLE, NY (https://www.google.com/maps/place/150%20ESSJAY%20ROAD,WILLIAMSVILLE,NY)	Graph	1	\$97,375.00	\$97,375.00	\$97,375.00	\$97,375.00
Totals	Graph	1	\$97,375.00	\$97,375.00	\$97,375.00	\$97,375.00

Latitude: 42.976617 Longitude: -78.731441

Employer Name/Employer Address	Graph	Count	Mean Wage	Median Wage	Lowest Wage	Highest Wage
SUPERIOR SHARED SERVICES, INC., 250 INTERNATIONAL DRIVE, WILLIAMSVILLE, NY (https://www.google.com/maps/place/250%20INTERNATIONAL%20DRIVE,WILLIAMSVILLE,NY)	Graph	1	\$91,000.00	\$91,000.00	\$91,000.00	\$91,000.00
SUPERIOR TALENT RESOURCES, INC, 250 INTERNATIONAL DRIVE, WILLIAMSVILLE, NY (https://www.google.com/maps/place/250%20INTERNATIONAL%20DRIVE,WILLIAMSVILLE,NY)	Graph	1	\$104,000.00	\$104,000.00	\$104,000.00	\$104,000.00
SUPERIOR TALENT RESOURCES, INC., 250 INTERNATIONAL DRIVE, WILLIAMSVILLE, NY (https://www.google.com/maps/place/250%20INTERNATIONAL%20DRIVE,WILLIAMSVILLE,NY)	Graph	1	\$104,000.00	\$104,000.00	\$104,000.00	\$104,000.00
Totals	Graph	3	\$99,666.67	\$104,000.00	\$91,000.00	\$104,000.00

Employer Name/Worksite Address	Graph	Count	Mean Wage	Median Wage	Lowest Wage	Highest Wage
SUPERIOR SHARED SERVICES, INC., 250 INTERNATIONAL DRIVE, WILLIAMSVILLE, NY (https://www.google.com/maps/place/250%20INTERNATIONAL%20DRIVE,WILLIAMSVILLE,NY)	Graph	1	\$91,000.00	\$91,000.00	\$91,000.00	\$91,000.00
Totals	Graph	1	\$91,000.00	\$91,000.00	\$91,000.00	\$91,000.00

Latitude: 42.976798 Longitude: -78.783836

Employer Name/Worksite Address	Graph	Count	Mean Wage	Median Wage	Lowest Wage	Highest Wage
HANGER, INC., 4949 HARLEM ROAD, AMHERST, NY (https://www.google.com/maps/place/4949%20HARLEM%20ROAD,AMHERST,NY)	Graph	4	\$64,228.00	\$53,456.00	\$53,456.00	\$75,000.00
Totals	Graph	4	\$64,228.00	\$53,456.00	\$53,456.00	\$75,000.00

Latitude: 42.976909 Longitude: -78.735227

Employer Name/Employer Address	Graph	Count	Mean Wage	Median Wage	Lowest Wage	Highest Wage
INDEPENDENT HEALTH ASSOCIATION, INC., 511 FARBER LAKES DRIVE, BUFFALO, NY (https://www.google.com/maps/place/511%20FARBER%20LAKES%20DRIVE,BUFFALO,NY)	Graph	4	\$92,153.50	\$90,000.00	\$75,000.00	\$103,219.00
INDEPENDENT HEALTH ASSOCIATION, INC., 511 FARBER LAKES DRIVE, WILLIAMSVILLE, NY (https://www.google.com/maps/place/511%20FARBER%20LAKES%20DRIVE,WILLIAMSVILLE,NY)	Graph	7	\$89,591.43	\$88,867.00	\$85,000.00	\$97,375.00
Totals	Graph	11	\$90,523.09	\$90,000.00	\$75,000.00	\$103,219.00

Employer Name/Worksite Address	Graph	Count	Mean Wage	Median Wage	Lowest Wage	Highest Wage
BSASPEC INC., 511 FARBER LAKES DR, BUFFALO, NY (https://www.google.com/maps/place/511%20FARBER%20LAKES%20DR,BUFFALO,NY)	Graph	1	\$60,000.00	\$60,000.00	\$60,000.00	\$60,000.00
CUBOID LLC, 511 FARBER LAKES, BUFFALO, NY (https://www.google.com/maps/place/511%20FARBER%20LAKES,BUFFALO,NY)	Graph	1	\$80,000.00	\$80,000.00	\$80,000.00	\$80,000.00
SYNTEL CONSULTING INC., 511 FARBER LAKE DR, WILLIAMSVILLE, NY (https://www.google.com/maps/place/511%20FARBER%20LAKE%20DR,WILLIAMSVILLE,NY)	Graph	1	\$81,786.00	\$81,786.00	\$81,786.00	\$81,786.00
SYNTEL INC, 511 FARBER LAKES DR, WILLIAMSVILLE, NY (https://www.google.com/maps/place/511%20FARBER%20LAKES%20DR,WILLIAMSVILLE,NY)	Graph	1	\$94,622.00	\$94,622.00	\$94,622.00	\$94,622.00
SYNTEL CONSULTING INC., 511 FARBER LAKE DRIVE, WILLIAMSVILLE, NY (https://www.google.com/maps/place/511%20FARBER%20LAKE%20DRIVE,WILLIAMSVILLE,NY)	Graph	2	\$76,670.00	\$61,000.00	\$61,000.00	\$92,340.00
SYNTEL INC, 511 FARBER LAKES DR, WILLAMSVILLE, NY (https://www.google.com/maps/place/511%20FARBER%20LAKES%20DR,WILLAMSVILLE,NY)	Graph	3	\$104,238.00	\$102,970.00	\$101,744.00	\$108,000.00
INFOTRELLIS, INC., 511 FARBER LAKES DRIVE, BUFFALO, NY (https://www.google.com/maps/place/511%20FARBER%20LAKES%20DRIVE,BUFFALO,NY)	Graph	5	\$87,679.00	\$87,000.00	\$66,000.00	\$105,000.00
SYNTEL INC, 511 FARBER LAKES DRIVE, WILLIAMSVILLE, NY (https://www.google.com/maps/place/511%20FARBER%20LAKES%20DRIVE,WILLIAMSVILLE,NY)	Graph	45	\$75,330.51	\$64,000.00	\$61,000.00	\$108,000.00
Totals	Graph	59	\$78,147.97	\$80,000.00	\$60,000.00	\$108,000.00

Latitude: 42.977175 Longitude: -78.783833

Employer Name/Employer Address	Graph	Count	Mean Wage	Median Wage	Lowest Wage	Highest Wage
WNY MEDICAL, P.C., 4979 HARLEM ROAD, AMHERST, NY (https://www.google.com/maps/place/4979%20HARLEM%20ROAD,AMHERST,NY)	Graph	4	\$83,200.00	\$83,200.00	\$83,200.00	\$83,200.00
Totals	Graph	4	\$83,200.00	\$83,200.00	\$83,200.00	\$83,200.00

Employer Name/Worksite Address	Graph	Count	Mean Wage	Median Wage	Lowest Wage	Highest Wage
WNY MEDICAL, P.C., 4979 HARLEM ROAD, AMHERST, NY (https://www.google.com/maps/place/4979%20HARLEM%20ROAD,AMHERST,NY)	Graph	1	\$83,200.00	\$83,200.00	\$83,200.00	\$83,200.00
Totals	Graph	1	\$83,200.00	\$83,200.00	\$83,200.00	\$83,200.00

Latitude: 42.97763 Longitude: -76.434312

Employer Name/Worksite Address	Graph	Count	Mean Wage	Median Wage	Lowest Wage	Highest Wage
CAPGEMINI AMERICA INC, 4341 STATE STREET RD, SKANEATELES, NY (https://www.google.com/maps/place/4341%20STATE%20STREET%20RD,SKANEATELES,NY)	Graph	14	\$70,957.14	\$71,800.00	\$60,000.00	\$87,000.00
Totals	Graph	14	\$70,957.14	\$71,800.00	\$60,000.00	\$87,000.00

Latitude: 42.977685 Longitude: -73.790478

Employer Name/Worksite Address	Graph	Count	Mean Wage	Median Wage	Lowest Wage	Highest Wage
APPLIED MATERIALS, INC., 400 STONE BREAK RD EXTENSION, MALTA, NY (https://www.google.com/maps/place/400%20STONE%20BREAK%20RD%20EXTENSION,MALTA,NY)	Graph	1	\$82,492.80	\$82,492.80	\$82,492.80	\$82,492.80
GLOBALFOUNDRIES U.S., INC., 400 STONEBREAK RD. EXT., MALTA, NY (https://www.google.com/maps/place/400%20STONEBREAK%20RD.%20%20EXT.,MALTA,NY)	Graph	1	\$55,432.00	\$55,432.00	\$55,432.00	\$55,432.00
WALKWATER TECHNOLOGIES INC., 400 STONE BREAK EXTENSION, MALTA, NY (https://www.google.com/maps/place/400%20STONE%20BREAK%20EXTENSION,MALTA,NY)	Graph	1	\$70,000.00	\$70,000.00	\$70,000.00	\$70,000.00
ASTIR SERVICES LLC, 400 STONE BREAK ROAD EXTENSION, BALLSTON SPA, NY (https://www.google.com/maps/place/400%20STONE%20BREAK%20ROAD%20EXTENSION,BALLSTON%20SPA,NY)	Graph	2	\$76,998.50	\$76,000.00	\$76,000.00	\$76,000.00
HMI NORTH AMERICA INC., 20 TECH TRAIL, MALTA, NY (https://www.google.com/maps/place/20%20TECH%20TRAIL,MALTA,NY)	Graph	5	\$78,874.60	\$72,000.00	\$70,000.00	\$100,000.00

Employer Name/Worksite Address	Graph	Count	Mean Wage	Median Wage	Lowest Wage	H
IBM INDIA PRIVATE LIMITED, 400 STONE BREAK ROAD EXTENSION, MALTA, NY (https://www.google.com/maps/place/400%20STONE%20BREAK%20ROAD%20EXTENSION,MALTA,NY)	Graph	11	\$82,449.82	\$77,997.00	\$70,000.00	\$12
GLOBALFOUNDRIES U.S. INC., 400 STONEBREAK ROAD EXT., MALTA, NY (https://www.google.com/maps/place/400%20STONEBREAK%20ROAD%20EXT.,MALTA,NY)	Graph	13	\$88,336.00	\$93,724.00	\$63,107.00	\$10
GLOBALFOUNDRIES U.S., INC., 400 STONEBREAK RD. EXT., MALTA, NY (https://www.google.com/maps/place/400%20STONEBREAK%20RD.%20EXT.,MALTA,NY)	Graph	49	\$81,300.84	\$79,737.00	\$48,630.00	\$10
APPLIED MATERIALS, INC., 400 STONE BREAK ROAD EXTENTION, MALTA, NY (https://www.google.com/maps/place/400%20STONE%20BREAK%20ROAD%20EXTENTION,MALTA,NY)	Graph	50	\$63,097.00	\$55,432.00	\$55,432.00	\$70
GLOBALFOUNDRIES U.S. INC., 400 STONEBREAK ROAD EXTENSION, MALTA, NY (https://www.google.com/maps/place/400%20STONEBREAK%20ROAD%20EXTENSION,MALTA,NY)	Graph	125	\$83,499.61	\$78,437.00	\$48,630.00	\$14
Totals	Graph	258	\$79,021.91	\$76,000.00	\$48,630.00	\$14

Latitude: 42.978123 Longitude: -78.697063

Employer Name/Worksite Address	Graph	Count	Mean Wage	Median Wage	Lowest Wage	Highest Wage
DELOITTE & TOUCHE LLP, 6500 SHERIDAN DRIVE, WILLIAMSVILLE, NY (https://www.google.com/maps/place/6500%20SHERIDAN%20DRIVE,WILLIAMSVILLE,NY)	Graph	30	\$80,340.00	\$58,198.00	\$58,198.00	\$102,482.00
Totals	Graph	30	\$80,340.00	\$58,198.00	\$58,198.00	\$102,482.00

Latitude: 42.978977 Longitude: -78.884332

Employer Name/Worksite Address	Graph	Count	Mean Wage	Median Wage	Lowest Wage	Highest Wage
BENCHMARK ANALYTICS & CONSULTING, INC., 338 HAMPTON PARKWAY, KENMORE, NY (https://www.google.com/maps/place/338%20HAMPTON%20PARKWAY,KENMORE,NY)	Graph	2	\$80,000.00	\$80,000.00	\$80,000.00	\$80,000.00
Totals	Graph	2	\$80,000.00	\$80,000.00	\$80,000.00	\$80,000.00

Latitude: 42.979726 Longitude: -73.78824

Employer Name/Worksite Address	Graph	Count	Mean Wage	Median Wage	Lowest Wage	Highest Wage
KLA-TENCOR CORPORATION, 2 BAYBERRY DRIVE, MALTA, NY (https://www.google.com/maps/place/2%20BAYBERRY%20DRIVE,MALTA,NY)	Graph	5	\$107,566.16	\$108,211.80	\$74,984.00	\$127,000.00
Totals	Graph	5	\$107,566.16	\$108,211.80	\$74,984.00	\$127,000.00

Latitude: 42.980014 Longitude: -78.722863

Employer Name/Worksite Address	Graph	Count	Mean Wage	Median Wage	Lowes Wage
ACADEMIC MEDICINE SERVICES, INC., DIABETES-ENDOCRINOLOGY CENTER OF WNY, WILLIAMSVILLE, NY (https://www.google.com/maps/place/DIABETES-ENDOCRINOLOGY%20CENTER%20OF%20WNY,WILLIAMSVILLE,NY)	Graph	1	\$150,000.00	\$150,000.00	\$150,000.
BOISE STATE UNIVERSITY, IN GU KANG, WILLIAMSVILLE, NY (https://www.google.com/maps/place/IN%20GU%20KANG,WILLIAMSVILLE,NY)	Graph	1	\$72,612.80	\$72,612.80	\$72,612.0
LARSEN & TOUBRO INFOTECH LIMITED, INGRAM MICRO INC., 1759 WEHRLE DRIVE, WILLIAMSVILLE, NY (https://www.google.com/maps/place/INGRAM%20MICRO%20INC.,%201759%20WEHRLE%20DRIVE,WILLIAMSVILLE,NY)	Graph	1	\$66,648.00	\$66,648.00	\$66,648.0
LARSEN & TOUBRO INFOTECH LIMITED, INGRAM MICRO INC., WILLIAMSVILLE, NY (https://www.google.com/maps/place/INGRAM%20MICRO%20INC.,WILLIAMSVILLE,NY)	Graph	1	\$68,256.00	\$68,256.00	\$68,256.0
SRIMATRIX INC., INDEPENDENT HEALTH, BUFFALO, NY (https://www.google.com/maps/place/INDEPENDENT%20HEALTH,BUFFALO,NY)	Graph	1	\$63,000.00	\$63,000.00	\$63,000.0
STATE UNIVERSITY OF NEW YORK AT BUFFALO, KALEIDA HEALTH, WILLIAMSVILLE, NY (https://www.google.com/maps/place/KALEIDA%20HEALTH,WILLIAMSVILLE,NY)	Graph	1	\$53,518.00	\$53,518.00	\$53,518.0
LARSEN & TOUBRO INFOTECH LIMITED, 1759 WEHRLE DRIVE WILLIAMSVILLE, BUFFALO, NY (https://www.google.com/maps/place/1759%20WEHRLE%20DRIVE%20WILLIAMSVILLE,BUFFALO,NY)	Graph	2	\$67,656.00	\$67,056.00	\$67,056.0

Employer Name/Worksite Address	Graph	Count	Mean Wage	Median Wage	Lowest Wage
LARSEN & TOUBRO INFOTECH LIMITED, INGRAM MICRO, 1759 WEHRLE DRIVE, WILLIAMSVILLE, NY (https://www.google.com/maps/place/INGRAM%20MICRO,%201759%20WEHRLE%20DRIVE,WILLIAMSVILLE,NY)	Graph	2	\$70,344.00	\$68,256.00	\$68,256.00
MAPLE-GATE ANESTHESIOLOGISTS, P.C., MILLARD FILLMORE SUBURBAN HOSPITAL, WILLIAMSVILLE, NY (https://www.google.com/maps/place/MILLARD%20FILLMORE%20SUBURBAN%20HOSPITAL,WILLIAMSVILLE,NY)	Graph	2	\$210,000.00	\$145,000.00	\$145,000.00
Totals	Graph	12	\$97,502.90	\$68,256.00	\$53,518.10

Latitude: 42.980275 Longitude: -78.895552

Employer Name/Worksite Address	Graph	Count	Mean Wage	Median Wage	Lowest Wage	Highest Wage
PRAXAIR, INC., 175 EAST PARK DRIVE, NEW YORK, NY (https://www.google.com/maps/place/175%20EAST%20PARK%20DRIVE,NEW%20YORK,NY)	Graph	1	\$92,000.00	\$92,000.00	\$92,000.00	\$92,000.00
CAPGEMINI AMERICA INC, 175 E PARK DR, TONAWANDA, NY (https://www.google.com/maps/place/175%20E%20PARK%20DR,TONAWANDA,NY)	Graph	4	\$105,050.00	\$116,700.00	\$70,100.00	\$116,700.00
PRAXAIR, INC., 175 EAST PARK DRIVE, TONAWANDA, NY (https://www.google.com/maps/place/175%20EAST%20PARK%20DRIVE,TONAWANDA,NY)	Graph	47	\$91,520.63	\$87,000.00	\$55,000.00	\$148,262.00
Totals	Graph	52	\$92,570.57	\$90,000.00	\$55,000.00	\$148,262.00

Latitude: 42.98036 Longitude: -78.161466

Employer Name/Worksite Address	Graph	Count	Mean Wage	Median Wage	Lowest Wage	Highest Wage
O-AT-KA MILK PRODUCTS COOPERATIVE, INC., 4815 ELLICOTT ST, BATAVIA, NY (https://www.google.com/maps/place/4815%20ELLICOTT%20ST,BATAVIA,NY)	Graph	1	\$65,870.00	\$65,870.00	\$65,870.00	\$65,870.00
Totals	Graph	1	\$65,870.00	\$65,870.00	\$65,870.00	\$65,870.00

Latitude: 42.980821 Longitude: -78.829531

Employer Name/Worksite Address	Graph	Count	Mean Wage	Median Wage	Lowest Wage	Highest Wage
NATIONAL VISION INC., 2810 SHERIDAN DRIVE, TONAWANDA, NY (https://www.google.com/maps/place/2810%20SHERIDAN%20DRIVE,TONAWANDA,NY)	Graph	1	\$125,563.44	\$125,563.44	\$125,563.44	\$125,563.44
Totals	Graph	1	\$125,563.44	\$125,563.44	\$125,563.44	\$125,563.44

Latitude: 42.982954 Longitude: -77.424064

Employer Name/Worksite Address	Graph	Count	Mean Wage	Median Wage	Lowest Wage	Highest Wage
SSB SOFTWARE TECHNOLOGIES, INC., 207 HIGH POINT BUILDING 100, VICTOR, NY (https://www.google.com/maps/place/207%20HIGH%20POINT%20BUILDING%20100,VICTOR,NY)	Graph	1	\$50,294.00	\$50,294.00	\$50,294.00	\$50,294.00
AVANI TECHNOLOGY SOLUTIONS INC., 207 HIGH POINT DRIVE, VICTOR, NY (https://www.google.com/maps/place/207%20HIGH%20POINT%20DRIVE,VICTOR,NY)	Graph	4	\$77,427.50	\$51,355.00	\$51,355.00	\$125,000.00
Totals	Graph	5	\$72,000.80	\$51,355.00	\$50,294.00	\$125,000.00

Latitude: 42.985576 Longitude: -78.700986

Employer Name/Worksite Address	Graph	Count	Mean Wage	Median Wage	Lowest Wage	Highest Wage
VIRTUSA CORPORATION, 175 PALMDALE DR., BUFFALO, NY (https://www.google.com/maps/place/175%20PALMDALE%20DR.,BUFFALO,NY)	Graph	1	\$90,000.00	\$90,000.00	\$90,000.00	\$90,000.00
Totals	Graph	1	\$90,000.00	\$90,000.00	\$90,000.00	\$90,000.00

Latitude: 42.986069 Longitude: -78.700984

Employer Name/Worksite Address	Graph	Count	Mean Wage	Median Wage	Lowest Wage	Highest Wage
QUALITY SOFTWARE SERVICES, INC., 235 PALMDALE DRIVE, WILLIAMSVILLE, NY (https://www.google.com/maps/place/235%20PALMDALE%20DRIVE,WILLIAMSVILLE,NY)	Graph	2	\$66,888.20	\$66,888.20	\$66,888.20	\$66,888.20
Totals	Graph	2	\$66,888.20	\$66,888.20	\$66,888.20	\$66,888.20

Latitude: 42.988331 Longitude: -78.790754

Employer Name/Worksite Address	Graph	Count	Mean Wage	Median Wage	Lowest Wage	Highest Wage
INFORMATICA LLC, 1400 MILLERSPORT HWY, BUFFALO, NY (https://www.google.com/maps/place/1400%20MILLERSPORT%20HWY,BUFFALO,NY)	Graph	1	\$59,259.00	\$59,259.00	\$59,259.00	\$59,259.00
Totals	Graph	1	\$59,259.00	\$59,259.00	\$59,259.00	\$59,259.00

Latitude: 42.989787 Longitude: -78.893594

Employer Name/Employer Address	Graph	Count	Mean Wage	Median Wage	Lowest Wage	Highest Wage
FIRST SOURCE, LLC, 100 PIRSON PARKWAY, TONAWANDA, NY (https://www.google.com/maps/place/100%20PIRSON%20PARKWAY,TONAWANDA,NY)	Graph	1	\$87,464.00	\$87,464.00	\$87,464.00	\$87,464.00
Totals	Graph	1	\$87,464.00	\$87,464.00	\$87,464.00	\$87,464.00

Employer Name/Worksite Address	Graph	Count	Mean Wage	Median Wage	Lowest Wage	Highest Wage
FIRST SOURCE, LLC, 100 PIRSON PARKWAY, TONAWANDA, NY (https://www.google.com/maps/place/100%20PIRSON%20PARKWAY,TONAWANDA,NY)	Graph	1	\$87,464.00	\$87,464.00	\$87,464.00	\$87,464.00
Totals	Graph	1	\$87,464.00	\$87,464.00	\$87,464.00	\$87,464.00

Latitude: 42.990104 Longitude: -76.451197

Employer Name/Worksite Address	Graph	Count	Mean Wage	Median Wage	Lowest Wage	Highest Wage
CAPGEMINI AMERICA INC, 4341 STATE STREET RD, SKANEATELES FALLS, NY (https://www.google.com/maps/place/4341%20STATE%20STREET%20RD,SKANEATELES%20FALLS,NY)	Graph	6	\$90,750.00	\$73,000.00	\$73,000.00	\$108,500.00
IBM INDIA PRIVATE LIMITED, 4341 STATE STREET ROAD, SKANEATELES FALLS, NY (https://www.google.com/maps/place/4341%20STATE%20STREET%20ROAD,SKANEATELES%20FALLS,NY)	Graph	9	\$90,076.67	\$90,240.00	\$65,100.00	\$134,000.00
Totals	Graph	15	\$90,346.00	\$90,240.00	\$65,100.00	\$134,000.00

Latitude: 42.990116 Longitude: -78.802073

Employer Name/Worksite Address	Graph	Count	Mean Wage	Median Wage	Lowest Wage	Highest Wage
TECHLAND INC, 300 CORPORATE PARKWAY, AMHERST, NY (https://www.google.com/maps/place/300%20CORPORATE%20PARKWAY,AMHERST,NY)	Graph	2	\$77,500.00	\$75,000.00	\$75,000.00	\$80,000.00
INFOSYS LIMITED, 300 CORPORATE PKWY, AMHERST, NY (https://www.google.com/maps/place/300%20CORPORATE%20PKWY,AMHERST,NY)	Graph	3	\$71,975.00	\$67,012.00	\$65,612.00	\$83,301.00
Totals	Graph	5	\$74,185.00	\$75,000.00	\$65,612.00	\$83,301.00

Latitude: 42.990718 Longitude: -78.808288

Employer Name/Employer Address	Graph	Count	Mean Wage	Median Wage	Lowest Wage	Highest Wage
UNIVERSITY UROLOGY, INC., 4233 MAPLE ROAD, AMHERST, NY (https://www.google.com/maps/place/4233%20MAPLE%20ROAD,AMHERST,NY)	Graph	3	\$429,790.40	\$429,790.40	\$429,790.40	\$429,790.40
Totals	Graph	3	\$429,790.40	\$429,790.40	\$429,790.40	\$429,790.40

Employer Name/Worksite Address	Graph	Count	Mean Wage	Median Wage	Lowest Wage	Highest Wage
UNIVERSITY UROLOGY, INC., 4233 MAPLE ROAD, AMHERST, NY (https://www.google.com/maps/place/4233%20MAPLE%20ROAD,AMHERST,NY)	Graph	1	\$429,790.40	\$429,790.40	\$429,790.40	\$429,790.40
Totals	Graph	1	\$429,790.40	\$429,790.40	\$429,790.40	\$429,790.40

Latitude: 42.990854 Longitude: -78.808593

Employer Name/Worksite Address	Graph	Count	Mean Wage	Median Wage	Lowest Wage	Highest Wage
LUXOTTICA RETAIL NORTH AMERICA INC., 4224 MAPLE ROAD, AMHERST, NY (https://www.google.com/maps/place/4224%20MAPLE%20ROAD,AMHERST,NY)	Graph	2	\$118,560.00	\$116,480.00	\$116,480.00	\$120,640.00
Totals	Graph	2	\$118,560.00	\$116,480.00	\$116,480.00	\$120,640.00

Latitude: 42.990934 Longitude: -78.815017

Employer Name/Employer Address	Graph	Count	Mean Wage	Median Wage	Lowest Wage	Highest Wage
FRONTIER SCIENCE AND TECHNOLOGY RESEARCH FOUNDATION, INC., 4033 MAPLE ROAD, AMHERST, NY (https://www.google.com/maps/place/4033%20MAPLE%20ROAD,AMHERST,NY)	Graph	1	\$61,680.72	\$61,680.72	\$61,680.72	\$61,680.72
Totals	Graph	1	\$61,680.72	\$61,680.72	\$61,680.72	\$61,680.72

Employer Name/Worksite Address	Graph	Count	Mean Wage	Median Wage	Lowest Wage	Highest Wage
FRONTIER SCIENCE AND TECHNOLOGY RESEARCH FOUNDATION, INC., 4033 MAPLE ROAD, AMHERST, NY (https://www.google.com/maps/place/4033%20MAPLE%20ROAD,AMHERST,NY)	Graph	1	\$61,680.72	\$61,680.72	\$61,680.72	\$61,680.72
Totals	Graph	1	\$61,680.72	\$61,680.72	\$61,680.72	\$61,680.72

Latitude: 42.991182 Longitude: -78.730049

Employer Name/Worksite Address	Graph	Count	Mean Wage	Median Wage	Lowest Wage	Highest Wage
KALEIDA HEALTH, 1540 MAPLE ROAD, WILLIAMSVILLE, NY (https://www.google.com/maps/place/1540%20MAPLE%20ROAD,WILLIAMSVILLE,NY)	Graph	1	\$77,000.00	\$77,000.00	\$77,000.00	\$77,000.00
Totals	Graph	1	\$77,000.00	\$77,000.00	\$77,000.00	\$77,000.00

Latitude: 42.992448 Longitude: -73.789836

Employer Name/Worksite Address	Graph	Count	Mean Wage	Median Wage	Lowest Wage	Highest Wage
AIR LIQUIDE ELECTRONICS U.S. LP, 2715 RT. 9, MALTA, NY (https://www.google.com/maps/place/2715%20RT.%209,MALTA,NY)	Graph	1	\$112,267.07	\$112,267.07	\$112,267.07	\$112,267.07
Totals	Graph	1	\$112,267.07	\$112,267.07	\$112,267.07	\$112,267.07

Latitude: 42.994997 Longitude: -76.119995

Employer Name/Worksite Address	Graph	Count	Mean Wage	Median Wage	Lowest Wage	Highest Wage
PHYSICAL AND OCCUPATIONAL THERAPY AND SPEECH LANGUAGE PATHOLOGY SERVIC, 4600 SOUTHWOOD HEIGHTS DRIVE, JAMESVILLE, NY (https://www.google.com/maps/place/4600%20SOUTHWOOD%20HEIGHTS%20DRIVE,JAMESVILLE,NY)	Graph	1	\$66,560.00	\$66,560.00	\$66,560.00	\$66,560.00
Totals	Graph	1	\$66,560.00	\$66,560.00	\$66,560.00	\$66,560.00

Latitude: 42.996143 Longitude: -76.457489

Employer Name/Worksite Address	Graph	Count	Mean Wage	Median Wage	Lowest Wage	Highest Wage
PRIMISOFT LLC, 4619 JORDAN RD, SKANEATELES FALLS, NY (https://www.google.com/maps/place/4619%20JORDAN%20RD,SKANEATELES%20FALLS,NY)	Graph	1	\$60,000.00	\$60,000.00	\$60,000.00	\$60,000.00
Totals	Graph	1	\$60,000.00	\$60,000.00	\$60,000.00	\$60,000.00

Latitude: 42.996318 Longitude: -73.853671

Employer Name/Worksite Address	Graph	Count	Mean Wage	Median Wage	Lowest Wage	Highest Wage
GRANDISON MANAGEMENT, INC., 149 BALLSTON AVENUE, BALLSTON SPA, NY (https://www.google.com/maps/place/149%20BALLSTON%20AVENUE,BALLSTON%20SPA,NY)	Graph	10	\$54,641.60	\$54,641.60	\$54,641.60	\$54,641.60
Totals	Graph	10	\$54,641.60	\$54,641.60	\$54,641.60	\$54,641.60

Latitude: 42.996476 Longitude: -75.988227

Employer Name/Worksite Address	Graph	Count	Mean Wage	Median Wage	Lowest Wage	Highest Wage
ENVISAGE INFORMATION SYSTEMS, LLC, 311 WEST SENECA STREET, SYRACUSE, NY (https://www.google.com/maps/place/311%20WEST%20SENECA%20STREET,SYRACUSE,NY)	Graph	1	\$63,274.00	\$63,274.00	\$63,274.00	\$63,274.00
Totals	Graph	1	\$63,274.00	\$63,274.00	\$63,274.00	\$63,274.00

Latitude: 42.996557 Longitude: -76.453627

Employer Name/Worksite Address	Graph	Count	Mean Wage	Median Wage	Lowest Wage	Highest Wage
L&T TECHNOLOGY SERVICES, LTD., HILL-ROM, SKANEATELES, NY (https://www.google.com/maps/place/HILL-ROM,SKANEATELES,NY)	Graph	1	\$67,517.00	\$67,517.00	\$67,517.00	\$67,517.00
Totals	Graph	1	\$67,517.00	\$67,517.00	\$67,517.00	\$67,517.00

Latitude: 42.996863 Longitude: -78.88244

Employer Name/Worksite Address	Graph	Count	Mean Wage	Median Wage	Lowest Wage	Highest Wage
IMA LIFE NORTH AMERICA, INC., 2175 MILITARY RD., TONAWANDA, NY (https://www.google.com/maps/place/2175%20MILITARY%20RD.,TONAWANDA,NY)	Graph	2	\$104,167.50	\$104,167.50	\$104,167.50	\$104,167.50
Totals	Graph	2	\$104,167.50	\$104,167.50	\$104,167.50	\$104,167.50

Employer Name/Worksite Address	Graph	Count	Mean Wage	Median Wage	Lowest Wage	Highest Wage
IMA LIFE NORTH AMERICA, INC., 2175 MILITARY RD., TONAWANDA, NY (https://www.google.com/maps/place/2175%20MILITARY%20RD.,TONAWANDA,NY)	Graph	2	\$104,167.50	\$104,167.50	\$104,167.50	\$104,167.50
Totals	Graph	2	\$104,167.50	\$104,167.50	\$104,167.50	\$104,167.50

Latitude: 42.997862 Longitude: -78.916865

Employer Name/Worksite Address	Graph	Count	Mean Wage	Median Wage	Lowest Wage	Highest Wage
UNIFRAX I LLC, 600 RIVERWALK PARKWAY, TONAWANDA, NY (https://www.google.com/maps/place/600%20RIVERWALK%20PARKWAY,TONAWANDA,NY)	Graph	4	\$85,848.25	\$87,579.00	\$70,584.00	\$92,615.00
Totals	Graph	4	\$85,848.25	\$87,579.00	\$70,584.00	\$92,615.00

Employer Name/Worksite Address	Graph	Count	Mean Wage	Median Wage	Lowest Wage	Highest Wage
--------------------------------	-------	-------	-----------	-------------	-------------	--------------

Employer Name/Worksite Address	Graph	Count	Mean Wage	Median Wage	Lowest Wage	Highest Wage
UNIFRAX I LLC, 600 RIVERWALK PARKWAY, TONAWANDA, NY (https://www.google.com/maps/place/600%20RIVERWALK%20PARKWAY,TONAWANDA,NY)	Graph	4	\$85,848.25	\$87,579.00	\$70,584.00	\$92,615.00
Totals	Graph	4	\$85,848.25	\$87,579.00	\$70,584.00	\$92,615.00

Latitude: 42.997917 Longitude: -77.468129

Employer Name/Worksite Address	Graph	Count	Mean Wage	Median Wage	Lowest Wage	Highest Wage
LSI SOLUTIONS, INC., 7796 VICTOR-MENDON ROAD, VICTOR, NY (https://www.google.com/maps/place/7796%20VICTOR-MENDON%20ROAD,VICTOR,NY)	Graph	1	\$80,475.00	\$80,475.00	\$80,475.00	\$80,475.00
LSI SOLUTIONS, INC, 7796 VICTOR MENDON ROAD, VICTOR, NY (https://www.google.com/maps/place/7796%20VICTOR%20MENDON%20ROAD,VICTOR,NY)	Graph	2	\$59,000.00	\$56,000.00	\$56,000.00	\$62,000.00
Totals	Graph	3	\$66,158.33	\$62,000.00	\$56,000.00	\$80,475.00

Employer Name/Worksite Address	Graph	Count	Mean Wage	Median Wage	Lowest Wage	Highest Wage
LSI SOLUTIONS, INC., 7796 VICTOR-MENDON ROAD, VICTOR, NY (https://www.google.com/maps/place/7796%20VICTOR-MENDON%20ROAD,VICTOR,NY)	Graph	1	\$80,475.00	\$80,475.00	\$80,475.00	\$80,475.00
LSI SOLUTIONS, INC, 7796 VICTOR MENDON ROAD, VICTOR, NY (https://www.google.com/maps/place/7796%20VICTOR%20MENDON%20ROAD,VICTOR,NY)	Graph	2	\$59,000.00	\$56,000.00	\$56,000.00	\$62,000.00
Totals	Graph	3	\$66,158.33	\$62,000.00	\$56,000.00	\$80,475.00

Latitude: 42.998504 Longitude: -78.703075

Employer Name/Worksite Address	Graph	Count	Mean Wage	Median Wage	Lowest Wage	Highest Wage
CANDOR TECHNOLOGIES LLC, 120 VIA FORESTA LN, AMHERST, NY (https://www.google.com/maps/place/120%20VIA%20FORESTA%20LN,AMHERST,NY)	Graph	1	\$60,000.00	\$60,000.00	\$60,000.00	\$60,000.00
Totals	Graph	1	\$60,000.00	\$60,000.00	\$60,000.00	\$60,000.00

Latitude: 42.999468 Longitude: -74.68741

Employer Name/Worksite Address	Graph	Count	Mean Wage	Median Wage	Lowest Wage	Highest Wage
GRANDISON MANAGEMENT, INC., 7 TIMMERMAN AVENUE, ST. JOHNSVILLE, NY (https://www.google.com/maps/place/7%20TIMMERMAN%20AVENUE,ST.%20JOHNSVILLE,NY)	Graph	10	\$59,529.60	\$59,529.60	\$59,529.60	\$59,529.60
Totals	Graph	10	\$59,529.60	\$59,529.60	\$59,529.60	\$59,529.60

Latitude: 43.00027 Longitude: -78.814686

Employer Name/Worksite Address	Graph	Count	Mean Wage	Median Wage	Lowest Wage	Highest Wage
KEYBANK NATIONAL ASSOCIATION, 4224 RIDGE LEA ROAD, AMHERST, NY (https://www.google.com/maps/place/4224%20RIDGE%20LEA%20ROAD,AMHERST,NY)	Graph	1	\$81,536.00	\$81,536.00	\$81,536.00	\$81,536.00
Totals	Graph	1	\$81,536.00	\$81,536.00	\$81,536.00	\$81,536.00

Latitude: 43.000328 Longitude: -78.798782

Employer Name/Worksite Address	Graph	Count	Mean Wage	Median Wage	Lowest Wage	Highest Wage
INSTITUTE FOR CLINICAL PHARMACODYNAMICS, INC., 1416 SWEET HOME ROAD, SUITE 1, AMHERST, NY (https://www.google.com/maps/place/1416%20SWEET%20HOME%20ROAD,%20SUITE%201,AMHERST,NY)	Graph	2	\$72,500.00	\$65,000.00	\$65,000.00	\$80,000.00

Employer Name/Worksite Address	Graph	Count	Mean Wage	Median Wage	Lowest Wage	Highest Wage
Totals	Graph	2	\$72,500.00	\$65,000.00	\$65,000.00	\$80,000.00

Latitude: 43.00197 Longitude: -78.785314

Employer Name/Worksite Address	Graph	Count	Mean Wage	Median Wage	Lowest Wage
STATE UNIVERSITY OF NEW YORK AT BUFFALO, UNIVERSITY AT BUFFALO, BUFFALO, NY (https://www.google.com/maps/place/UNIVERSITY%20AT%20BUFFALO,BUFFALO,NY)	Graph	1	\$55,000.00	\$55,000.00	\$55,000.00
STATE UNIVERSITY OF NEW YORK AT BUFFALO, STATE UNIVERSITY OF NEW YORK AT BUFFALO, BUFFALO, NY (https://www.google.com/maps/place/STATE%20UNIVERSITY%20OF%20NEW%20YORK%20AT%20BUFFALO,BUFFALO,NY)	Graph	2	\$55,000.00	\$48,000.00	\$48,000.00
Totals	Graph	3	\$55,000.00	\$55,000.00	\$48,000.00

Latitude: 43.002461 Longitude: -73.868013

Employer Name/Worksite Address	Graph	Count	Mean Wage	Median Wage	Lowest Wage	Highest Wage
ALTAIR ENGINEERING, INC., ALTAIR ENGINEERING INC., MALTA, NY (https://www.google.com/maps/place/ALTAIR%20ENGINEERING%20INC.,MALTA,NY)	Graph	1	\$90,600.00	\$90,600.00	\$90,600.00	\$90,600.00
GLOBALFOUNDRIES U.S. INC., GLOBALFOUNDRIES US, INC., MALTA, NY (https://www.google.com/maps/place/GLOBALFOUNDRIES%20US,%20INC.,MALTA,NY)	Graph	1	\$92,142.00	\$92,142.00	\$92,142.00	\$92,142.00
PDF SOLUTIONS, INC, GLOBAL FOUNDRIES, MALTA, NY (https://www.google.com/maps/place/GLOBAL%20FOUNDRIES,MALTA,NY)	Graph	1	\$90,000.00	\$90,000.00	\$90,000.00	\$90,000.00
GLOBALFOUNDRIES U.S. INC, GLOBALFOUNDRIES U.S. INC., MALTA, NY (https://www.google.com/maps/place/GLOBALFOUNDRIES%20U.S.%20INC.,MALTA,NY)	Graph	16	\$89,567.50	\$78,437.00	\$55,432.00	\$147,264.00
GLOBALFOUNDRIES U.S., INC., GLOBALFOUNDRIES U.S., INC., MALTA, NY (https://www.google.com/maps/place/GLOBALFOUNDRIES%20U.S.,%20INC.,MALTA,NY)	Graph	18	\$79,260.28	\$70,762.00	\$55,432.00	\$129,616.00
Totals	Graph	37	\$84,662.35	\$78,437.00	\$55,432.00	\$147,264.00

Latitude: 43.002843 Longitude: -73.800978

Employer Name/Worksite Address	Graph	Count	Mean Wage	Median Wage	Lowest Wage	Highest Wage
APPLIED MATERIALS, INC., 1 RACEMARK WAY, MALTA, NY (https://www.google.com/maps/place/1%20RACEMARK%20WAY,MALTA,NY)	Graph	182	\$75,161.86	\$70,762.00	\$55,432.00	\$132,896.00
Totals	Graph	182	\$75,161.86	\$70,762.00	\$55,432.00	\$132,896.00

Latitude: 43.003301 Longitude: -76.147124

Employer Name/Worksite Address	Graph	Count	Mean Wage	Median Wage	Lowest Wage	Highest Wage
FAITH HERITAGE SCHOOL, 3740 MIDLAND AVENUE, SYRACUSE, NY (https://www.google.com/maps/place/3740%20MIDLAND%20AVENUE,SYRACUSE,NY)	Graph	1	\$38,854.40	\$38,854.40	\$38,854.40	\$38,854.40
Totals	Graph	1	\$38,854.40	\$38,854.40	\$38,854.40	\$38,854.40

Employer Name/Worksite Address	Graph	Count	Mean Wage	Median Wage	Lowest Wage	Highest Wage
FAITH HERITAGE SCHOOL, 3740 MIDLAND AVENUE, SYRACUSE, NY (https://www.google.com/maps/place/3740%20MIDLAND%20AVENUE,SYRACUSE,NY)	Graph	1	\$38,854.40	\$38,854.40	\$38,854.40	\$38,854.40
Totals	Graph	1	\$38,854.40	\$38,854.40	\$38,854.40	\$38,854.40

Latitude: 43.004671 Longitude: -75.982918

Employer Name/Employer Address	Graph	Count	Mean Wage	Median Wage	Lowest Wage	Highest Wage
MARIO BOTTONI, CPA, PC, 320 FAYETTE STREET, MANLIUS, NY (https://www.google.com/maps/place/320%20FAYETTE%20STREET,MANLIUS,NY)	Graph	2	\$47,132.80	\$47,132.80	\$47,132.80	\$47,132.80
Totals	Graph	2	\$47,132.80	\$47,132.80	\$47,132.80	\$47,132.80

Employer Name/Worksite Address	Graph	Count	Mean Wage	Median Wage	Lowest Wage	Highest Wage
MARIO BOTTONI, CPA, PC, 320 FAYETTE STREET, MANLIUS, NY (https://www.google.com/maps/place/320%20FAYETTE%20STREET,MANLIUS,NY)	Graph	2	\$47,132.80	\$47,132.80	\$47,132.80	\$47,132.80
Totals	Graph	2	\$47,132.80	\$47,132.80	\$47,132.80	\$47,132.80

Latitude: 43.005382 Longitude: -76.175264

Employer Name/Worksite Address	Graph	Count	Mean Wage	Median Wage	Lowest Wage	Highest Wage
GEM REHAB, 5075 W SENECA TPKE, SYRACUSE, NY (https://www.google.com/maps/place/5075%20W%20SENECA%20TPKE,SYRACUSE,NY)	Graph	2	\$76,400.00	\$72,800.00	\$72,800.00	\$80,000.00
GRANDISON MANAGEMENT, INC., 5075 WEST SENECA TURNPIKE, SYRACUSE, NY (https://www.google.com/maps/place/5075%20WEST%20SENECA%20TURNPIKE,SYRACUSE,NY)	Graph	10	\$54,683.20	\$54,683.20	\$54,683.20	\$54,683.20
Totals	Graph	12	\$58,302.67	\$54,683.20	\$54,683.20	\$80,000.00

Latitude: 43.006433 Longitude: -79.008482

Employer Name/Worksite Address	Graph	Count	Mean Wage	Median Wage	Lowest Wage	Highest Wage
LIFE TECHNOLOGIES CORPORATION, 3175 STALEY ROAD, GRAND ISLAND, NY (https://www.google.com/maps/place/3175%20STALEY%20ROAD,GRAND%20ISLAND,NY)	Graph	2	\$77,001.50	\$63,627.00	\$63,627.00	\$90,376.00
Totals	Graph	2	\$77,001.50	\$63,627.00	\$63,627.00	\$90,376.00

Latitude: 43.006442 Longitude: -79.007908

Employer Name/Worksite Address	Graph	Count	Mean Wage	Median Wage	Lowest Wage	Highest Wage
FRESENIUS KABI USA, LLC, 3159 STALEY ROAD, GRAND ISLAND, NY (https://www.google.com/maps/place/3159%20STALEY%20ROAD,GRAND%20ISLAND,NY)	Graph	2	\$39,520.00	\$37,440.00	\$37,440.00	\$41,600.00
Totals	Graph	2	\$39,520.00	\$37,440.00	\$37,440.00	\$41,600.00

Latitude: 43.007929 Longitude: -77.454776

Employer Name/Employer Address	Graph	Count	Mean Wage	Median Wage	Lowest Wage	Highest Wage
CLF-ONTARIO DBA SOLU TECHNOLOGY PARTNERS, 7647 MAIN STREET FISHERS, VICTOR, NY (https://www.google.com/maps/place/7647%20MAIN%20STREET%20FISHERS,VICTOR,NY)	Graph	1	\$72,000.00	\$72,000.00	\$72,000.00	\$72,000.00
Totals	Graph	1	\$72,000.00	\$72,000.00	\$72,000.00	\$72,000.00

Employer Name/Worksite Address	Graph	Count	Mean Wage	Median Wage	Lowest Wage	Highest Wage
AVANI TECHNOLOGY SOLUTIONS INC., 7647 MAIN ST FISHERS, VICTOR, NY (https://www.google.com/maps/place/7647%20MAIN%20ST%20FISHERS,VICTOR,NY)	Graph	1	\$66,414.00	\$66,414.00	\$66,414.00	\$66,414.00
Totals	Graph	1	\$66,414.00	\$66,414.00	\$66,414.00	\$66,414.00

Latitude: 43.008162 Longitude: -76.170217

Employer Name/Worksite Address	Graph	Count	Mean Wage	Median Wage	Lowest Wage	Highest Wage
NEUROLOGY MEDICAL SERVICE GROUP, LLP, 4900 BROAD RD, SYRACUSE, NY (https://www.google.com/maps/place/4900%20BROAD%20RD,SYRACUSE,NY)	Graph	1	\$139,060.00	\$139,060.00	\$139,060.00	\$139,060.00
STATE UNIVERSITY OF NEW YORK UPSTATE MEDICAL UNIVERSITY, 4900 BROAD RD., SYRACUSE, NY (https://www.google.com/maps/place/4900%20BROAD%20RD.,SYRACUSE,NY)	Graph	1	\$40,940.00	\$40,940.00	\$40,940.00	\$40,940.00
Totals	Graph	2	\$90,000.00	\$40,940.00	\$40,940.00	\$139,060.00

Latitude: 43.009605 Longitude: -77.452777

Employer Name/Employer Address	Graph	Count	Mean Wage	Median Wage	Lowest Wage	Highest Wage
GORBEL, INC., 600 FISHERS RUN, VICTOR, NY (https://www.google.com/maps/place/600%20FISHERS%20RUN,VICTOR,NY)	Graph	2	\$60,163.00	\$50,000.00	\$50,000.00	\$70,326.00
Totals	Graph	2	\$60,163.00	\$50,000.00	\$50,000.00	\$70,326.00

Employer Name/Worksite Address	Graph	Count	Mean Wage	Median Wage	Lowest Wage	Highest Wage
GORBEL, INC., 600 FISHERS RUN, VICTOR, NY (https://www.google.com/maps/place/600%20FISHERS%20RUN,VICTOR,NY)	Graph	2	\$60,163.00	\$50,000.00	\$50,000.00	\$70,326.00
Totals	Graph	2	\$60,163.00	\$50,000.00	\$50,000.00	\$70,326.00

Latitude: 43.009757 Longitude: -78.181764

Employer Name/Worksite Address	Graph	Count	Mean Wage	Median Wage	Lowest Wage	Highest Wage
GRANDISON MANAGEMENT, INC., 257 STATE STREET, BATAVIA, NY (https://www.google.com/maps/place/257%20STATE%20STREET,BATAVIA,NY)	Graph	10	\$52,686.40	\$52,686.40	\$52,686.40	\$52,686.40
Totals	Graph	10	\$52,686.40	\$52,686.40	\$52,686.40	\$52,686.40

Latitude: 43.009768 Longitude: -77.453061

Employer Name/Employer Address	Graph	Count	Mean Wage	Median Wage	Lowest Wage	Highest Wage
APD ENGINEERING & ARCHITECTURE, PLLC, 615 FISHER'S RUN, VICTOR, NY (https://www.google.com/maps/place/615%20FISHER'S%20RUN,VICTOR,NY)	Graph	3	\$46,384.00	\$46,384.00	\$46,384.00	\$46,384.00
WHEATCRAFT & SARGENT ARCHITECTS & ENGINEERING PLLC, 615 FISHER'S RUN, VICTOR, NY (https://www.google.com/maps/place/615%20FISHER'S%20RUN,VICTOR,NY)	Graph	3	\$46,384.00	\$46,384.00	\$46,384.00	\$46,384.00
Totals	Graph	6	\$46,384.00	\$46,384.00	\$46,384.00	\$46,384.00

Employer Name/Worksite Address	Graph	Count	Mean Wage	Median Wage	Lowest Wage	Highest Wage
WHEATCRAFT & SARGENT ARCHITECTS & ENGINEERING PLLC, 615 FISHER'S RUN, VICTOR, NY (https://www.google.com/maps/place/615%20FISHER'S%20RUN,VICTOR,NY)	Graph	6	\$46,384.00	\$46,384.00	\$46,384.00	\$46,384.00
Totals	Graph	6	\$46,384.00	\$46,384.00	\$46,384.00	\$46,384.00

Latitude: 43.009777 Longitude: -78.173385

Employer Name/Worksite Address	Graph	Count	Mean Wage	Median Wage	Lowest Wage	Highest Wage
DELAVAL INC., 63 WALDEN CREEK DR., BATAVIA, NY (https://www.google.com/maps/place/63%20WALDEN%20CREEK%20DR.,BATAVIA,NY)	Graph	1	\$82,500.00	\$82,500.00	\$82,500.00	\$82,500.00
Totals	Graph	1	\$82,500.00	\$82,500.00	\$82,500.00	\$82,500.00

Latitude: 43.010327 Longitude: -76.574358

Employer Name/Worksite Address	Graph	Count	Mean Wage	Median Wage	Lowest Wage	Highest Wage
THE BANK OF NEW YORK MELLON, 401 S. SALINA STREET, SYRACUSE, NY (https://www.google.com/maps/place/401%20S.%20SALINA%20STREET,SYRACUSE,NY)	Graph	1	\$48,235.00	\$48,235.00	\$48,235.00	\$48,235.00
Totals	Graph	1	\$48,235.00	\$48,235.00	\$48,235.00	\$48,235.00

Latitude: 43.010658 Longitude: -78.210412

Employer Name/Worksite Address	Graph	Count	Mean Wage	Median Wage	Lowest Wage	Highest Wage
EMPIRE VISION CENTER, INC., 8336 LEWISTON ROAD, BATAVIA, NY (https://www.google.com/maps/place/8336%20LEWISTON%20ROAD,BATAVIA,NY)	Graph	1	\$130,000.00	\$130,000.00	\$130,000.00	\$130,000.00
Totals	Graph	1	\$130,000.00	\$130,000.00	\$130,000.00	\$130,000.00

Latitude: 43.013414 Longitude: -78.779963

Employer Name/Employer Address	Graph	Count	Mean Wage	Median Wage	Lowest Wage	Highest Wage
EXIGENCE MANAGEMENT COMPANY, INC., 1 JOHN JAMES AUDUBON PARKWAY, AMHERST, NY (https://www.google.com/maps/place/1%20JOHN%20JAMES%20AUDUBON%20PARKWAY,AMHERST,NY)	Graph	1	\$61,889.00	\$61,889.00	\$61,889.00	\$61,889.00
Totals	Graph	1	\$61,889.00	\$61,889.00	\$61,889.00	\$61,889.00

Employer Name/Worksite Address	Graph	Count	Mean Wage	Median Wage	Lowest Wage	Highest Wage
EXIGENCE MANAGEMENT COMPANY, INC., 1 JOHN JAMES AUDUBON PARKWAY, AMHERST, NY (https://www.google.com/maps/place/1%20JOHN%20JAMES%20AUDUBON%20PARKWAY,AMHERST,NY)	Graph	1	\$61,889.00	\$61,889.00	\$61,889.00	\$61,889.00
Totals	Graph	1	\$61,889.00	\$61,889.00	\$61,889.00	\$61,889.00

Latitude: 43.013784 Longitude: -78.780239

Employer Name/Worksite Address	Graph	Count	Mean Wage	Median Wage	Lowest Wage	Highest Wage
LIAISON INTERNATIONAL LLC, 200 JOHN JAMES AUDUBON PARKWAY, AMHERST, NY (https://www.google.com/maps/place/200%20JOHN%20JAMES%20AUDUBON%20PARKWAY,AMHERST,NY)	Graph	1	\$85,000.00	\$85,000.00	\$85,000.00	\$85,000.00
Totals	Graph	1	\$85,000.00	\$85,000.00	\$85,000.00	\$85,000.00

Latitude: 43.014694 Longitude: -77.663565

Employer Name/Employer Address	Graph	Count	Mean Wage	Median Wage	Lowest Wage	Highest Wage
OPTIMATION INDUSTRIAL SERVICES, LLC, 50 HIGH TECH DRIVE, RUSH, NY (https://www.google.com/maps/place/50%20HIGH%20TECH%20DRIVE,RUSH,NY)	Graph	1	\$62,240.00	\$62,240.00	\$62,240.00	\$62,240.00
Totals	Graph	1	\$62,240.00	\$62,240.00	\$62,240.00	\$62,240.00

Employer Name/Worksite Address	Graph	Count	Mean Wage	Median Wage	Lowest Wage	Highest Wage
OPTIMATION INDUSTRIAL SERVICES, LLC, 50 HIGH TECH DR., RUSH, NY (https://www.google.com/maps/place/50%20HIGH%20TECH%20DR.,RUSH,NY)	Graph	1	\$62,240.00	\$62,240.00	\$62,240.00	\$62,240.00
Totals	Graph	1	\$62,240.00	\$62,240.00	\$62,240.00	\$62,240.00

Latitude: 43.016353 Longitude: -76.134427

Employer Name/Worksite Address	Graph	Count	Mean Wage	Median Wage	Lowest Wage	Highest Wage
ENVISAGE INFORMATION SYSTEMS, LLC, 1004 IVY RIDGE ROAD, SYRACUSE, NY (https://www.google.com/maps/place/1004%20IVY%20RIDGE%20ROAD,SYRACUSE,NY)	Graph	1	\$77,000.00	\$77,000.00	\$77,000.00	\$77,000.00
Totals	Graph	1	\$77,000.00	\$77,000.00	\$77,000.00	\$77,000.00

Latitude: 43.019533 Longitude: -77.752359

Employer Name/Worksite Address	Graph	Count	Mean Wage	Median Wage	Lowest Wage	Highest Wage
AMBRELL CORPORATION, 39 MAIN STREET, SCOTTSVILLE, NY (https://www.google.com/maps/place/39%20MAIN%20STREET,SCOTTSVILLE,NY)	Graph	1	\$82,659.00	\$82,659.00	\$82,659.00	\$82,659.00
Totals	Graph	1	\$82,659.00	\$82,659.00	\$82,659.00	\$82,659.00

Employer Name/Worksite Address	Graph	Count	Mean Wage	Median Wage	Lowest Wage	Highest Wage
AMBRELL CORPORATION, 39 MAIN STREET, SCOTTSVILLE, NY (https://www.google.com/maps/place/39%20MAIN%20STREET,SCOTTSVILLE,NY)	Graph	1	\$82,659.00	\$82,659.00	\$82,659.00	\$82,659.00
Totals	Graph	1	\$82,659.00	\$82,659.00	\$82,659.00	\$82,659.00

Latitude: 43.019623 Longitude: -77.750059

Employer Name/Worksite Address	Graph	Count	Mean Wage	Median Wage	Lowest Wage	Highest Wage
ETHANY CORP., 19 MAIN STREET, SCOTTSVILLE, NY (https://www.google.com/maps/place/19%20MAIN%20STREET,SCOTTSVILLE,NY)	Graph	6	\$46,322.00	\$36,546.00	\$36,546.00	\$56,098.00
Totals	Graph	6	\$46,322.00	\$36,546.00	\$36,546.00	\$56,098.00

Employer Name/Worksite Address	Graph	Count	Mean Wage	Median Wage	Lowest Wage	Highest Wage
ETHANY CORP., 19 MAIN STREET, SCOTTSVILLE, NY (https://www.google.com/maps/place/19%20MAIN%20STREET,SCOTTSVILLE,NY)	Graph	6	\$46,322.00	\$36,546.00	\$36,546.00	\$56,098.00
Totals	Graph	6	\$46,322.00	\$36,546.00	\$36,546.00	\$56,098.00

Latitude: 43.021425 Longitude: -78.864312

Employer Name/Worksite Address	Graph	Count	Mean Wage	Median Wage	Lowest Wage	Highest Wage
U. & S. SERVICES, INC., 95 STARK STREET, TONAWANDA, NY (https://www.google.com/maps/place/95%20STARK%20STREET,TONAWANDA,NY)	Graph	5	\$63,000.00	\$60,000.00	\$55,000.00	\$80,000.00
Totals	Graph	5	\$63,000.00	\$60,000.00	\$55,000.00	\$80,000.00

Employer Name/Worksite Address	Graph	Count	Mean Wage	Median Wage	Lowest Wage	Highest Wage
U. & S. SERVICES, INC., 95 STARK STREET, TONAWANDA, NY (https://www.google.com/maps/place/95%20STARK%20STREET,TONAWANDA,NY)	Graph	5	\$63,000.00	\$60,000.00	\$55,000.00	\$80,000.00
Totals	Graph	5	\$63,000.00	\$60,000.00	\$55,000.00	\$80,000.00

Latitude: 43.021538 Longitude: -78.783744

Employer Name/Worksite Address	Graph	Count	Mean Wage	Median Wage	Lowest Wage	Highest Wage
CUBIC TECHNOLOGIES, LLC, 30 BRYANT WOODS N., AMHERST, NY (https://www.google.com/maps/place/30%20BRYANT%20WOODS%20N.,AMHERST,NY)	Graph	1	\$68,827.20	\$68,827.20	\$68,827.20	\$68,827.20

Employer Name/Worksite Address	Graph	Count	Mean Wage	Median Wage	Lowest Wage	Highest Wage
Totals	Graph	1	\$68,827.20	\$68,827.20	\$68,827.20	\$68,827.20

Latitude: 43.022121 Longitude: -76.143737

Employer Name/Employer Address	Graph	Count	Mean Wage	Median Wage	Lowest Wage	Highest Wage
E. SMITH CONTRACTORS, LLC, 2610 SOUTH SALINA STREET, EAST SYRACUSE, NY (https://www.google.com/maps/place/2610%20SOUTH%20SALINA%20STREET,EAST%20SYRACUSE,NY)	Graph	1	\$52,000.00	\$52,000.00	\$52,000.00	\$52,000.00
Totals	Graph	1	\$52,000.00	\$52,000.00	\$52,000.00	\$52,000.00

Employer Name/Worksite Address	Graph	Count	Mean Wage	Median Wage	Lowest Wage	Highest Wage
E. SMITH CONTRACTORS, LLC, 2610 SOUTH SALINA STREET, EAST SYRACUSE, NY (https://www.google.com/maps/place/2610%20SOUTH%20SALINA%20STREET,EAST%20SYRACUSE,NY)	Graph	1	\$52,000.00	\$52,000.00	\$52,000.00	\$52,000.00
Totals	Graph	1	\$52,000.00	\$52,000.00	\$52,000.00	\$52,000.00

Latitude: 43.023857 Longitude: -76.144415

Employer Name/Employer Address	Graph	Count	Mean Wage	Median Wage	Lowest Wage	Highest Wage
DEV CONVENIENCE CORP., 2419 SOUTH SALINA STREET, SYRACUSE, NY (https://www.google.com/maps/place/2419%20SOUTH%20SALINA%20STREET,SYRACUSE,NY)	Graph	1	\$51,000.00	\$51,000.00	\$51,000.00	\$51,000.00
Totals	Graph	1	\$51,000.00	\$51,000.00	\$51,000.00	\$51,000.00

Employer Name/Worksite Address	Graph	Count	Mean Wage	Median Wage	Lowest Wage	Highest Wage
DEV CONVENIENCE CORP., 2419 SOUTH SALINA STREET, SYRACUSE, NY (https://www.google.com/maps/place/2419%20SOUTH%20SALINA%20STREET,SYRACUSE,NY)	Graph	1	\$51,000.00	\$51,000.00	\$51,000.00	\$51,000.00
Totals	Graph	1	\$51,000.00	\$51,000.00	\$51,000.00	\$51,000.00

Latitude: 43.025561 Longitude: -73.792135

Employer Name/Worksite Address	Graph	Count	Mean Wage	Median Wage	Lowest Wage	Highest Wage
EXLSERVICE.COM, LLC, 2911 STATE RT. 9, BALLSTON SPA, NY (https://www.google.com/maps/place/2911%20STATE%20RT.%209,BALLSTON%20SPA,NY)	Graph	1	\$84,864.00	\$84,864.00	\$84,864.00	\$84,864.00
APPLIED MATERIALS, INC., 2911 ROUTE 9, MALTA, NY (https://www.google.com/maps/place/2911%20ROUTE%209,MALTA,NY)	Graph	50	\$107,713.00	\$91,874.00	\$91,874.00	\$123,552.00
APPLIED MATERIALS, INC., 2911 ROUTE 9, SUITE 3, MALTA, NY (https://www.google.com/maps/place/2911%20ROUTE%209,%20SUITE%203,MALTA,NY)	Graph	50	\$66,248.00	\$55,619.00	\$55,619.00	\$76,877.00
Totals	Graph	101	\$86,959.54	\$84,864.00	\$55,619.00	\$123,552.00

Latitude: 43.026728 Longitude: -78.800728

Employer Name/Worksite Address	Graph	Count	Mean Wage	Median Wage	Lowest Wage	Highest Wage
MICROLAND LIMITED, 626 COMMERCE DRIVE, AMHERST, NY (https://www.google.com/maps/place/626%20COMMERCE%20DRIVE,AMHERST,NY)	Graph	2	\$75,500.00	\$75,000.00	\$75,000.00	\$76,000.00
Totals	Graph	2	\$75,500.00	\$75,000.00	\$75,000.00	\$76,000.00

Latitude: 43.027387 Longitude: -78.756663

Employer Name/Worksite Address	Graph	Count	Mean Wage	Median Wage	Lowest Wage	Highest Wage
SOURCEINFOTECH INC., FEDELIS CARE NY, GETZVILLE, NY (https://www.google.com/maps/place/FEDELIS%20CARE%20NY,GETZVILLE,NY)	Graph	1	\$60,000.00	\$60,000.00	\$60,000.00	\$60,000.00
QUALITY MATRIX INC, FIDELIS, GETZVILLE, NY (https://www.google.com/maps/place/FIDELIS,GETZVILLE,NY)	Graph	2	\$71,000.00	\$71,000.00	\$71,000.00	\$71,000.00
TT TECHNOLOGIES INC, FIDELIS CARE, GETZVILLE, NY (https://www.google.com/maps/place/FIDELIS%20CARE,GETZVILLE,NY)	Graph	2	\$81,650.00	\$78,300.00	\$78,300.00	\$85,000.00
Totals	Graph	5	\$73,060.00	\$71,000.00	\$60,000.00	\$85,000.00

Latitude: 43.02825 Longitude: -77.437617

Employer Name/Employer Address	Graph	Count	Mean Wage	Median Wage	Lowest Wage	Highest Wage
CONSTELLATION BRANDS, INC., 207 HIGH POINT DRIVE, VICTOR, NY (https://www.google.com/maps/place/207%20HIGH%20POINT%20DRIVE,VICTOR,NY)	Graph	1	\$125,000.00	\$125,000.00	\$125,000.00	\$125,000.00
COOPERVISION, INC., 209 HIGHPOINT DRIVE, VICTOR, NY (https://www.google.com/maps/place/209%20HIGHPOINT%20DRIVE,VICTOR,NY)	Graph	1	\$116,000.00	\$116,000.00	\$116,000.00	\$116,000.00
COOPERVISION, INC., 209 HIGH POINT DRIVE, VICTOR, NY (https://www.google.com/maps/place/209%20HIGH%20POINT%20DRIVE,VICTOR,NY)	Graph	3	\$88,688.33	\$88,500.00	\$84,300.00	\$93,265.00
Totals	Graph	5	\$101,413.00	\$93,265.00	\$84,300.00	\$125,000.00

Employer Name/Worksite Address	Graph	Count	Mean Wage	Median Wage	L
DIGITAL SOFTWARE INC, 209 HIGH POINT DRIVE,, VICTOR, NY (https://www.google.com/maps/place/209%20HIGH%20POINT%20DRIVE,,VICTOR,NY)	Graph	1	\$80,000.00	\$80,000.00	\$8
NITYO INFOTECH CORP, CONSTELLATION BRANDS, INC., 207 HIGH POINT DR., VICTOR, NY (https://www.google.com/maps/place/CONSTELLATION%20BRANDS,%20INC.,%20207%20HIGH%20POINT%20DR.,VICTOR,NY)	Graph	1	\$136,000.00	\$136,000.00	\$13
COOPERVISION, INC., 209 HIGHPOINT DRIVE, VICTOR, NY (https://www.google.com/maps/place/209%20HIGHPOINT%20DRIVE,VICTOR,NY)	Graph	2	\$96,000.00	\$76,000.00	\$7
COVANT SOLUTIONS INC, 207 HIGH POINT DRIVE #100, VICTOR, NY (https://www.google.com/maps/place/207%20HIGH%20POINT%20DRIVE%20#100,VICTOR,NY)	Graph	2	\$79,902.50	\$69,805.00	\$6
DIGITAL SOFTWARE INC, 209 HIGH POINT DRIVE, SUITE 100, VICTOR, NY (https://www.google.com/maps/place/209%20HIGH%20POINT%20DRIVE,%20SUITE%20100,VICTOR,NY)	Graph	2	\$72,384.00	\$72,384.00	\$7
IBM INDIA PRIVATE LIMITED, 209 HIGH POINT DRIVE, VICTOR, NY (https://www.google.com/maps/place/209%20HIGH%20POINT%20DRIVE,VICTOR,NY)	Graph	10	\$93,302.20	\$90,240.00	\$8
CLERYSYS, INC., 207 HIGH POINT DRIVE, VICTOR, NY (https://www.google.com/maps/place/207%20HIGH%20POINT%20DRIVE,VICTOR,NY)	Graph	19	\$82,056.11	\$84,573.00	\$6
Totals	Graph	37	\$86,612.46	\$84,573.00	\$6

Latitude: 43.03013 Longitude: -76.126084

Employer Name/Worksite Address	Graph	Count	Mean Wage	Median Wage	Lowest Wage	Highest Wage
DEPARTMENT OF VETERANS AFFAIRS MEDICAL CENTER, 800 IRVING AVENUE, SYRACUSE, NY (https://www.google.com/maps/place/800%20IRVING%20AVENUE,SYRACUSE,NY)	Graph	1	\$335,000.00	\$335,000.00	\$335,000.00	\$335,000.00
Totals	Graph	1	\$335,000.00	\$335,000.00	\$335,000.00	\$335,000.00

Latitude: 43.030342 Longitude: -78.806905

Employer Name/Worksite Address	Graph	Count	Mean Wage	Median Wage	Lowest Wage	Highest Wage
MANUFACTURERS AND TRADE TRUST COMPANY, 40 JOHN GLENN DRIVE, AMHERST, NY (https://www.google.com/maps/place/40%20JOHN%20GLENN%20DRIVE,AMHERST,NY)	Graph	1	\$81,900.00	\$81,900.00	\$81,900.00	\$81,900.00
Totals	Graph	1	\$81,900.00	\$81,900.00	\$81,900.00	\$81,900.00

Latitude: 43.031057 Longitude: -78.815975

Employer Name/Employer Address	Graph	Count	Mean Wage	Median Wage	Lowest Wage	Highest Wage
ALTERNATIVE RUBBER & PLASTICS INC, 200 CREEKSIDE DRIVE, AMHERST, NY (https://www.google.com/maps/place/200%20CREEKSIDE%20DRIVE,AMHERST,NY)	Graph	1	\$36,150.00	\$36,150.00	\$36,150.00	\$36,150.00
Totals	Graph	1	\$36,150.00	\$36,150.00	\$36,150.00	\$36,150.00

Employer Name/Worksite Address	Graph	Count	Mean Wage	Median Wage	Lowest Wage	Highest Wage
ALTERNATIVE RUBBER & PLASTICS INC, 200 CREEKSIDE DRIVE, AMHERST, NY (https://www.google.com/maps/place/200%20CREEKSIDE%20DRIVE,AMHERST,NY)	Graph	1	\$36,150.00	\$36,150.00	\$36,150.00	\$36,150.00
Totals	Graph	1	\$36,150.00	\$36,150.00	\$36,150.00	\$36,150.00

Latitude: 43.031352 Longitude: -78.801362

Employer Name/Employer Address	Graph	Count	Mean Wage	Median Wage	Lowest Wage	Highest Wage
IVOCLAR VIVADENT INC., 175 PINEVIEW DRIVE, AMHERST, NY (https://www.google.com/maps/place/175%20PINEVIEW%20DRIVE,AMHERST,NY)	Graph	1	\$135,595.20	\$135,595.20	\$135,595.20	\$135,595.20
Totals	Graph	1	\$135,595.20	\$135,595.20	\$135,595.20	\$135,595.20

Employer Name/Worksite Address	Graph	Count	Mean Wage	Median Wage	Lowest Wage	Highest Wage
IVOCLAR VIVADENT INC., 175 PINEVIEW DRIVE, AMHERST, NY (https://www.google.com/maps/place/175%20PINEVIEW%20DRIVE,AMHERST,NY)	Graph	1	\$135,595.20	\$135,595.20	\$135,595.20	\$135,595.20
Totals	Graph	1	\$135,595.20	\$135,595.20	\$135,595.20	\$135,595.20

Latitude: 43.033711 Longitude: -76.138989

Employer Name/Employer Address	Graph	Count	Mean Wage	Median Wage	Lowest Wage	Highest Wage
SUNY COLLEGE OF ENVIRONMENTAL SCIENCE AND FORESTRY, ONE FORESTRY DR., SYRACUSE, NY (https://www.google.com/maps/place/ONE%20FORESTRY%20DR.,SYRACUSE,NY)	Graph	1	\$71,000.00	\$71,000.00	\$71,000.00	\$71,000.00
SUNY COLLEGE OF ENVIRONMENTAL SCIENCE AND FORESTRY, ONE FORESTRY DR., SYRACUSE, NY (https://www.google.com/maps/place/ONE%20FORESTRY%20DR.,SYRACUSE,NY)	Graph	1	\$65,000.00	\$65,000.00	\$65,000.00	\$65,000.00
THE RESEARCH FOUNDATION OF SUNY ESF, ONE FORESTRY DRIVE, SYRACUSE, NY (https://www.google.com/maps/place/ONE%20%20FORESTRY%20DRIVE,SYRACUSE,NY)	Graph	1	\$47,500.00	\$47,500.00	\$47,500.00	\$47,500.00
Totals	Graph	3	\$61,166.67	\$65,000.00	\$47,500.00	\$71,000.00

Employer Name/Worksite Address	Graph	Count	Mean Wage	Median Wage	Lowest Wage	Highest Wage
THE RESEARCH FOUNDATION OF SUNY ESF, ONE FORESTRY DRIVE, SYRACUSE, NY (https://www.google.com/maps/place/ONE%20FORESTRY%20DRIVE,SYRACUSE,NY)	Graph	1	\$47,500.00	\$47,500.00	\$47,500.00	\$47,500.00
SUNY COLLEGE OF ENVIRONMENTAL SCIENCE AND FORESTRY, ONE FORESTRY DR, SYRACUSE, NY (https://www.google.com/maps/place/ONE%20FORESTRY%20DR,SYRACUSE,NY)	Graph	2	\$68,000.00	\$65,000.00	\$65,000.00	\$71,000.00
Totals	Graph	3	\$61,166.67	\$65,000.00	\$47,500.00	\$71,000.00

Latitude: 43.034024 Longitude: -76.139125

Employer Name/Worksite Address	Graph	Count	Mean Wage	Median Wage	Lowest Wage	Highest Wage
--------------------------------	-------	-------	-----------	-------------	-------------	--------------

Employer Name/Worksite Address	Graph	Count	Mean Wage	Median Wage	Lowest Wage	Highest Wage
DAVEY TREE EXPERT CO, 5 MOON LIBRARY, SUNY-ESF, SYRACUSE, NY (https://www.google.com/maps/place/5%20MOON%20LIBRARY,%20SUNY-ESF,SYRACUSE,NY)	Graph	2	\$82,448.00	\$79,596.00	\$79,596.00	\$85,300.00
Totals	Graph	2	\$82,448.00	\$79,596.00	\$79,596.00	\$85,300.00

Latitude: 43.036278 Longitude: -76.135014

Employer Name/Employer Address	Graph	Count	Mean Wage	Median Wage
SYRACUSE UNIVERSITY, 900 S CROUSE AVE., CROUSE HINDS HALL, SUITE 600, SYRACUSE, NY (https://www.google.com/maps/place/900%20S%20CROUSE%20AVE.,%20CROUSE%20HINDS%20HALL,%20SUITE%20600,SYRACUSE,NY)	Graph	32	\$73,992.69	\$60,000.00
Totals	Graph	32	\$73,992.69	\$60,000.00

Employer Name/Worksite Address	Graph	Count	Mean Wage	Median Wage	Lowest Wage	Highest Wage
SYRACUSE UNIVERSITY, 100 EGGERS HALL, SYRACUSE, NY (https://www.google.com/maps/place/100%20EGGERS%20HALL,SYRACUSE,NY)	Graph	1	\$82,500.00	\$82,500.00	\$82,500.00	\$82,500.00
SYRACUSE UNIVERSITY, 107 COLLEGE PLACE, SYRACUSE, NY (https://www.google.com/maps/place/107%20COLLEGE%20PLACE,SYRACUSE,NY)	Graph	1	\$50,150.00	\$50,150.00	\$50,150.00	\$50,150.00
SYRACUSE UNIVERSITY, 110 EGGERS HALL, SYRACUSE, NY (https://www.google.com/maps/place/110%20EGGERS%20HALL,SYRACUSE,NY)	Graph	1	\$130,000.00	\$130,000.00	\$130,000.00	\$130,000.00
SYRACUSE UNIVERSITY, 121 LINK HALL, SYRACUSE, NY (https://www.google.com/maps/place/121%20LINK%20HALL,SYRACUSE,NY)	Graph	1	\$48,000.00	\$48,000.00	\$48,000.00	\$48,000.00
SYRACUSE UNIVERSITY, 151 LINK HALL, SYRACUSE, NY (https://www.google.com/maps/place/151%20LINK%20HALL,SYRACUSE,NY)	Graph	1	\$47,476.00	\$47,476.00	\$47,476.00	\$47,476.00
SYRACUSE UNIVERSITY, 204 HEROY GEOLOGY LABORATORY, SYRACUSE, NY (https://www.google.com/maps/place/204%20HEROY%20GEOLOGY%20LABORATORY,SYRACUSE,NY)	Graph	1	\$47,715.00	\$47,715.00	\$47,715.00	\$47,715.00
SYRACUSE UNIVERSITY, 208 BOWNE HALL, SYRACUSE, NY (https://www.google.com/maps/place/208%20BOWNE%20HALL,SYRACUSE,NY)	Graph	1	\$65,902.00	\$65,902.00	\$65,902.00	\$65,902.00
SYRACUSE UNIVERSITY, 263 LINK HALL, SYRACUSE, NY (https://www.google.com/maps/place/263%20LINK%20HALL,SYRACUSE,NY)	Graph	1	\$99,477.00	\$99,477.00	\$99,477.00	\$99,477.00
SYRACUSE UNIVERSITY, 340 HB CROUSE HALL, SYRACUSE, NY (https://www.google.com/maps/place/340%20HB%20CROUSE%20HALL,SYRACUSE,NY)	Graph	1	\$42,100.00	\$42,100.00	\$42,100.00	\$42,100.00
SYRACUSE UNIVERSITY, 440 WHITE HALL, SYRACUSE, NY (https://www.google.com/maps/place/440%20WHITE%20HALL,SYRACUSE,NY)	Graph	1	\$72,500.00	\$72,500.00	\$72,500.00	\$72,500.00
SYRACUSE UNIVERSITY, CENTER FOR SCIENCE & TECHNOLOGY, SYRACUSE, NY (https://www.google.com/maps/place/CENTER%20FOR%20SCIENCE%20%26%20TECHNOLOGY,SYRACUSE,NY)	Graph	1	\$51,140.00	\$51,140.00	\$51,140.00	\$51,140.00
SYRACUSE UNIVERSITY, DEPT OF BIOMEDICAL AND CHEMICAL ENGINEERING, SYRACUSE, NY (https://www.google.com/maps/place/DEPT%20OF%20BIOMEDICAL%20AND%20CHEMICAL%20ENGINEERING,SYRACUSE,NY)	Graph	1	\$95,415.00	\$95,415.00	\$95,415.00	\$95,415.00
SYRACUSE UNIVERSITY, EGGERS HALL - DEPT OF HISTORY, SYRACUSE, NY (https://www.google.com/maps/place/EGGERS%20HALL%20-%20DEPT%20OF%20HISTORY,SYRACUSE,NY)	Graph	1	\$86,190.00	\$86,190.00	\$86,190.00	\$86,190.00
SYRACUSE UNIVERSITY, HEROY GEOLOGY LAB, SYRACUSE, NY (https://www.google.com/maps/place/HEROY%20GEOLOGY%20LAB,SYRACUSE,NY)	Graph	1	\$48,669.00	\$48,669.00	\$48,669.00	\$48,669.00
SYRACUSE UNIVERSITY, HINDS HALL, SYRACUSE, NY (https://www.google.com/maps/place/HINDS%20HALL,SYRACUSE,NY)	Graph	1	\$90,000.00	\$90,000.00	\$90,000.00	\$90,000.00
SYRACUSE UNIVERSITY, ISCHOOL 343 HINDS HALL, SYRACUSE, NY (https://www.google.com/maps/place/ISCHOOL%20343%20HINDS%20HALL,SYRACUSE,NY)	Graph	1	\$79,389.00	\$79,389.00	\$79,389.00	\$79,389.00
SYRACUSE UNIVERSITY, MANLEY FIELD HOUSE, SYRACUSE, NY (https://www.google.com/maps/place/MANLEY%20FIELD%20HOUSE,SYRACUSE,NY)	Graph	1	\$43,400.00	\$43,400.00	\$43,400.00	\$43,400.00
SYRACUSE UNIVERSITY, SLOCUM HALL, SYRACUSE, NY (https://www.google.com/maps/place/SLOCUM%20HALL,SYRACUSE,NY)	Graph	1	\$75,000.00	\$75,000.00	\$75,000.00	\$75,000.00
SYRACUSE UNIVERSITY, 111 COLLEGE PLACE, SYRACUSE, NY (https://www.google.com/maps/place/111%20COLLEGE%20PLACE,SYRACUSE,NY)	Graph	2	\$74,000.00	\$48,000.00	\$48,000.00	\$74,000.00
SYRACUSE UNIVERSITY, PHYSICS BUILDING, SYRACUSE, NY (https://www.google.com/maps/place/PHYSICS%20BUILDING,SYRACUSE,NY)	Graph	2	\$51,857.50	\$47,715.00	\$47,715.00	\$51,857.50
SYRACUSE UNIVERSITY, LINK HALL, SYRACUSE, NY (https://www.google.com/maps/place/LINK%20HALL,SYRACUSE,NY)	Graph	3	\$47,484.00	\$47,476.00	\$47,476.00	\$47,484.00

Employer Name/Worksite Address	Graph	Count	Mean Wage	Median Wage	L
Totals	Graph	25	\$65,967.60	\$51,140.00	\$4

Latitude: 43.036403 Longitude: -78.766661

Employer Name/Worksite Address	Graph	Count	Mean Wage	Median Wage	Lowest Wage	Highest Wage
AKVARR INC, 72 S PARRISH CT, BUFFALO, NY (https://www.google.com/maps/place/72%20S%20PARRISH%20CT,BUFFALO,NY)	Graph	1	\$63,814.00	\$63,814.00	\$63,814.00	\$63,814.00
Totals	Graph	1	\$63,814.00	\$63,814.00	\$63,814.00	\$63,814.00

Latitude: 43.036607 Longitude: -77.456623

Employer Name/Worksite Address	Graph	Count	Mean Wage	Median Wage	Lowest Wage	Highest Wage
GLOBALLOGIC,INC., 600 WILLOWBROOK OFFICE PARK, FAIRPORT, NY (https://www.google.com/maps/place/600%20WILLOWBROOK%20OFFICE%20PARK,FAIRPORT,NY)	Graph	52	\$58,380.25	\$56,160.00	\$47,840.00	\$84,573.00
Totals	Graph	52	\$58,380.25	\$56,160.00	\$47,840.00	\$84,573.00

Latitude: 43.037172 Longitude: -78.750548

Employer Name/Employer Address	Graph	Count	Mean Wage	Median Wage	Lowest Wage	Highest Wage
NEW YORK STATE CATHOLIC HEALTH PLAN, INC., 480 CROSSPOINT PARKWAY, GETZVILLE, NY (https://www.google.com/maps/place/480%20CROSSPOINT%20PARKWAY,GETZVILLE,NY)	Graph	1	\$74,859.00	\$74,859.00	\$74,859.00	\$74,859.00
VADER SYSTEMS LLC, 385 CROSSPOINT PARKWAY #104, GETZVILLE, NY (https://www.google.com/maps/place/385%20CROSSPOINT%20PARKWAY%20#104,GETZVILLE,NY)	Graph	1	\$60,000.00	\$60,000.00	\$60,000.00	\$60,000.00
Totals	Graph	2	\$67,429.50	\$60,000.00	\$60,000.00	\$74,859.00

Employer Name/Worksite Address	Graph	Count	Mean Wage	Median Wage	Lowest Wage	Highest Wage
VADER SYSTEMS LLC, 385 CROSSPOINT PARKWAY #104, GETZVILLE, NY (https://www.google.com/maps/place/385%20CROSSPOINT%20PARKWAY%20#104,GETZVILLE,NY)	Graph	1	\$60,000.00	\$60,000.00	\$60,000.00	\$60,000.00
INSYS GROUP INC., 37951-580 CROSSPOINT PARKWAY, GETZVILLE, NY (https://www.google.com/maps/place/37951-580%20CROSSPOINT%20PARKWAY,GETZVILLE,NY)	Graph	2	\$73,362.00	\$73,362.00	\$73,362.00	\$73,362.00
NEW YORK STATE CATHOLIC HEALTH PLAN INC, 480 CROSSPOINT PKWY., GETZVILLE, NY (https://www.google.com/maps/place/480%20CROSSPOINT%20PKWY.,GETZVILLE,NY)	Graph	9	\$71,475.67	\$72,500.00	\$59,259.00	\$88,774.00
NEW YORK STATE CATHOLIC HEALTH PLAN, INC., 480 CROSSPOINT PARKWAY, GETZVILLE, NY (https://www.google.com/maps/place/480%20CROSSPOINT%20PARKWAY,GETZVILLE,NY)	Graph	10	\$90,487.00	\$80,000.00	\$70,000.00	\$185,000.00
RELIABLE SOFTWARE RESOURCES, INC., 480 CROSSPOINT PKWY, GETZVILLE, NY (https://www.google.com/maps/place/480%20CROSSPOINT%20PKWY,GETZVILLE,NY)	Graph	18	\$89,863.56	\$90,750.00	\$60,000.00	\$120,000.00
Totals	Graph	40	\$84,310.48	\$83,096.00	\$59,259.00	\$185,000.00

Latitude: 43.038028 Longitude: -76.161017

Employer Name/Employer Address	Graph	Count	Mean Wage	Median Wage	Lowest Wage	Highest Wage
ATLANTIC STATES LEGAL FOUNDATION, INC., 658 W ONONDAGA ST, SYRACUSE, NY (https://www.google.com/maps/place/658%20W%20ONONDAGA%20ST,SYRACUSE,NY)	Graph	1	\$44,990.40	\$44,990.40	\$44,990.40	\$44,990.40
Totals	Graph	1	\$44,990.40	\$44,990.40	\$44,990.40	\$44,990.40
Employer Name/Worksite Address	Graph	Count	Mean Wage	Median Wage	Lowest Wage	Highest Wage

Employer Name/Worksite Address	Graph	Count	Mean Wage	Median Wage	Lowest Wage	Highest Wage
ATLANTIC STATES LEGAL FOUNDATION, INC., 658 W ONONDAGA ST, SYRACUSE, NY (https://www.google.com/maps/place/658%20W%20ONONDAGA%20ST,SYRACUSE,NY)	Graph	1	\$44,990.40	\$44,990.40	\$44,990.40	\$44,990.40
Totals	Graph	1	\$44,990.40	\$44,990.40	\$44,990.40	\$44,990.40

Latitude: 43.038205 Longitude: -76.074264

Employer Name/Worksite Address	Graph	Count	Mean Wage	Median Wage	Lowest Wage	Highest Wage
QUALITY MATRIX INC, EXCELLUS BCBS, SYRACUSE, NY (https://www.google.com/maps/place/EXCELLUS%20BCBS,SYRACUSE,NY)	Graph	1	\$67,500.00	\$67,500.00	\$67,500.00	\$67,500.00
Totals	Graph	1	\$67,500.00	\$67,500.00	\$67,500.00	\$67,500.00

Latitude: 43.038228 Longitude: -77.457967

Employer Name/Worksite Address	Graph	Count	Mean Wage	Median Wage	Lowest Wage
PTC INC., 300 WILLOWBROOK OFFICE PARK, FAIRPORT, NY (https://www.google.com/maps/place/300%20WILLOWBROOK%20OFFICE%20PARK,FAIRPORT,NY)	Graph	1	\$96,949.00	\$96,949.00	\$96,949.00
TECH MAHINDRA (AMERICAS),INC., 300 WILLOWBROOK OFFICE PARK, SUITE 350, FAIRPORT, NY (https://www.google.com/maps/place/300%20WILLOWBROOK%20OFFICE%20PARK,%20SUITE%20350,FAIRPORT,NY)	Graph	1	\$61,800.00	\$61,800.00	\$61,800.00
Totals	Graph	2	\$79,374.50	\$61,800.00	\$61,800.00

Latitude: 43.038699 Longitude: -76.059195

Employer Name/Worksite Address	Graph	Count	Mean Wage	Median Wage	Lowest Wage	Highest Wage
EUCLID TECHNOLOGIES LLC, 333 BUTTERNUT DR, SYRACUSE,, NY (https://www.google.com/maps/place/333%20BUTTERNUT%20DR,SYRACUSE,,NY)	Graph	1	\$60,000.00	\$60,000.00	\$60,000.00	\$60,000.00
I3INFOTEK, INC., 333 BUTTER NUT DR, SYRACUSE, NY (https://www.google.com/maps/place/333%20BUTTER%20NUT%20DR,SYRACUSE,NY)	Graph	1	\$60,000.00	\$60,000.00	\$60,000.00	\$60,000.00
MASTEREX TECHNOLOGIES, INC., 333 BUTTERNUT DR,, SYRACUSE, NY (https://www.google.com/maps/place/333%20BUTTERNUT%20DR,,SYRACUSE,NY)	Graph	1	\$60,000.00	\$60,000.00	\$60,000.00	\$60,000.00
SIRITEK INC, 333 BUTTERNUT DRIVE, SYRACUSE, NY (https://www.google.com/maps/place/333%20BUTTERNUT%20DRIVE,SYRACUSE,NY)	Graph	1	\$60,000.00	\$60,000.00	\$60,000.00	\$60,000.00
Totals	Graph	4	\$60,000.00	\$60,000.00	\$60,000.00	\$60,000.00

Latitude: 43.039174 Longitude: -76.138133

Employer Name/Employer Address	Graph	Count	Mean Wage	Median Wage	Lowest Wage	Highest Wage
DEPARTMENT OF VETERANS AFFAIRS MEDICAL CENTER, SYRACUSE, NY, 800 IRVINE AVENUE, SYRACUSE, NY (https://www.google.com/maps/place/800%20IRVINE%20AVENUE,SYRACUSE,NY)	Graph	1	\$360,000.00	\$360,000.00	\$360,000.00	\$360,000.00
U.S. DEPT OF VETERANS AFFAIRS, VA MEDICAL CENTER, 800 IRVING AVENUE, SYRACUSE, NY (https://www.google.com/maps/place/800%20IRVING%20AVENUE,SYRACUSE,NY)	Graph	1	\$187,200.00	\$187,200.00	\$187,200.00	\$187,200.00
VA HEALTH CARE UPSTATE NEW YORK SYRACUSE VA MEDICAL CENTER, 800 IRVING AVENUE, SYRACUSE, NY (https://www.google.com/maps/place/800%20IRVING%20AVENUE,SYRACUSE,NY)	Graph	1	\$186,900.00	\$186,900.00	\$186,900.00	\$186,900.00
DEPARTMENT OF VETERANS AFFAIRS MEDICAL CENTER, 800 IRVING AVENUE, SYRACUSE, NY (https://www.google.com/maps/place/800%20IRVING%20AVENUE,SYRACUSE,NY)	Graph	2	\$275,000.00	\$215,000.00	\$215,000.00	\$335,000.00
Totals	Graph	5	\$256,820.00	\$215,000.00	\$186,900.00	\$360,000.00

Employer Name/Worksite Address	Graph	Count	Mean Wage	Median Wage	Lowest Wage	Highest Wage
DEPARTMENT OF VETERANS AFFAIRS MEDICAL CENTER, SYRACUSE, NY, 800 IRVINE AVENUE, SYRACUSE, NY (https://www.google.com/maps/place/800%20IRVINE%20AVENUE,SYRACUSE,NY)	Graph	1	\$360,000.00	\$360,000.00	\$360,000.00	\$360,000.00
U.S. DEPT OF VETERANS AFFAIRS, VA MEDICAL CENTER, 800 IRVING AVENUE, SYRACUSE, NY (https://www.google.com/maps/place/800%20IRVING%20AVENUE,SYRACUSE,NY)	Graph	5	\$171,485.40	\$187,200.00	\$47,423.00	\$220,904.00
Totals	Graph	6	\$202,904.50	\$187,200.00	\$47,423.00	\$360,000.00

Latitude: 43.039321 Longitude: -76.137307

Employer Name/Worksite Address	Graph	Count	Mean Wage	Median Wage	Lowest Wage	Highest Wage
SYRACUSE UNIVERSITY, 721 UNIVERSITY AVE, SYRACUSE, NY (https://www.google.com/maps/place/721%20UNIVERSITY%20AVE,SYRACUSE,NY)	Graph	4	\$132,900.00	\$135,000.00	\$70,500.00	\$175,100.00
Totals	Graph	4	\$132,900.00	\$135,000.00	\$70,500.00	\$175,100.00

Latitude: 43.039399 Longitude: -77.458195

Employer Name/Worksite Address	Graph	Count	Mean Wage	Median Wage	Lowest Wage	Highest Wage
NEW YORK STATE CATHOLIC HEALTH PLAN, INC., 100 WILLOWBROOK OFFICE PARK, FAIRPORT, NY (https://www.google.com/maps/place/100%20WILLOWBROOK%20OFFICE%20PARK,FAIRPORT,NY)	Graph	4	\$70,192.50	\$72,500.00	\$63,270.00	\$72,500.00
Totals	Graph	4	\$70,192.50	\$72,500.00	\$63,270.00	\$72,500.00

Latitude: 43.039441 Longitude: -76.018524

Employer Name/Worksite Address	Graph	Count	Mean Wage	Median Wage	Lowest Wage	Highest Wage
ST. JOSEPH'S HOSPITAL HEALTH CENTER, 4100 MEDICAL CENTER DRIVE, FAYETTEVILLE, NY (https://www.google.com/maps/place/4100%20MEDICAL%20CENTER%20DRIVE,FAYETTEVILLE,NY)	Graph	1	\$175,011.20	\$175,011.20	\$175,011.20	\$175,011.20
Totals	Graph	1	\$175,011.20	\$175,011.20	\$175,011.20	\$175,011.20

Latitude: 43.040328 Longitude: -76.202717

Employer Name/Worksite Address	Graph	Count	Mean Wage	Median Wage	Lowest Wage	Highest Wage
SYRACUSE ACADEMY OF SCIENCE CHARTER SCHOOL, 200 WEST HIGH TERRACE, SYRACUSE, NY (https://www.google.com/maps/place/200%20WEST%20HIGH%20TERRACE,SYRACUSE,NY)	Graph	1	\$52,000.00	\$52,000.00	\$52,000.00	\$52,000.00
Totals	Graph	1	\$52,000.00	\$52,000.00	\$52,000.00	\$52,000.00

Latitude: 43.040587 Longitude: -77.450791

Employer Name/Employer Address	Graph	Count	Mean Wage	Median Wage	Lowest Wage	Highest Wage
DIXON SCHWABL ADVERTISING, INC., 1595 MOSELEY ROAD, VICTOR, NY (https://www.google.com/maps/place/1595%20MOSELEY%20ROAD,VICTOR,NY)	Graph	1	\$52,000.00	\$52,000.00	\$52,000.00	\$52,000.00
Totals	Graph	1	\$52,000.00	\$52,000.00	\$52,000.00	\$52,000.00

Employer Name/Worksite Address	Graph	Count	Mean Wage	Median Wage	Lowest Wage	Highest Wage
DIXON SCHWABL ADVERTISING, INC., 1595 MOSELEY ROAD, VICTOR, NY (https://www.google.com/maps/place/1595%20MOSELEY%20ROAD,VICTOR,NY)	Graph	1	\$52,000.00	\$52,000.00	\$52,000.00	\$52,000.00

Employer Name/Worksite Address	Graph	Count	Mean Wage	Median Wage	Lowest Wage	Highest Wage
Totals	Graph	1	\$52,000.00	\$52,000.00	\$52,000.00	\$52,000.00

Latitude: 43.040904 Longitude: -78.781255

Employer Name/Worksite Address	Graph	Count	Mean Wage	Median Wage	Lowest Wage	Highest Wage
HELIOS-NRG, LLC, BAIRD RESEARCH PARK, SUITE 229, AMHERST, NY (https://www.google.com/maps/place/BAIRD%20RESEARCH%20PARK,%20SUITE%20229,AMHERST,NY)	Graph	1	\$56,056.00	\$56,056.00	\$56,056.00	\$56,056.00
Totals	Graph	1	\$56,056.00	\$56,056.00	\$56,056.00	\$56,056.00

Employer Name/Worksite Address	Graph	Count	Mean Wage	Median Wage	Lowest Wage	Highest Wage
GP STRATEGIES CORPORATION, GP STRATEGIES CORPORATION, AMHERST, NY (https://www.google.com/maps/place/GP%20STRATEGIES%20CORPORATION,AMHERST,NY)	Graph	1	\$55,000.00	\$55,000.00	\$55,000.00	\$55,000.00
HELIOS-NRG, LLC, BAIRD RESEARCH PARK, SUITE 229, AMHERST, NY (https://www.google.com/maps/place/BAIRD%20RESEARCH%20PARK,%20SUITE%20229,AMHERST,NY)	Graph	1	\$56,056.00	\$56,056.00	\$56,056.00	\$56,056.00
QUALITY MATRIX INC, INDEPENDENT HEALTH, BUFFALO, NY (https://www.google.com/maps/place/INDEPENDENT%20HEALTH,BUFFALO,NY)	Graph	1	\$60,000.00	\$60,000.00	\$60,000.00	\$60,000.00
Totals	Graph	3	\$57,018.67	\$56,056.00	\$55,000.00	\$60,000.00

Latitude: 43.041177 Longitude: -78.750803

Employer Name/Worksite Address	Graph	Count	Mean Wage	Median Wage	Lowest Wage	Highest Wage
LARSEN & TOUBRO INFOTECH LIMITED, 540 CROSS POINT PKWY&NBSP;, GETZVILLE&NBSP;, NY (https://www.google.com/maps/place/540%20CROSS%20POINT%20PKWY%26NBSP;,GETZVILLE%26NBSP;,NY)	Graph	1	\$83,540.00	\$83,540.00	\$83,540.00	\$83,540.00
LARSEN & TOUBRO INFOTECH LIMITED, CITIGROUP, GETZVILLE, NY (https://www.google.com/maps/place/CITIGROUP,GETZVILLE,NY)	Graph	1	\$83,540.00	\$83,540.00	\$83,540.00	\$83,540.00
HEXAWARE TECHNOLOGIES, INC., CITI, 540 CROSSPOINT PARKWAY, GETZVILLE, NY (https://www.google.com/maps/place/CITI,%20540%20CROSSPOINT%20PARKWAY,GETZVILLE,NY)	Graph	2	\$60,500.00	\$60,000.00	\$60,000.00	\$61,000.00
TATA CONSULTANCY SERVICES LIMITED, 540 CROSSPOINT PARKWAY, GETZVILLE, NY (https://www.google.com/maps/place/540%20CROSSPOINT%20PARKWAY,GETZVILLE,NY)	Graph	8	\$72,791.52	\$62,400.00	\$59,259.20	\$108,800.00
Totals	Graph	12	\$72,534.35	\$62,400.00	\$59,259.20	\$108,800.00

Latitude: 43.041474 Longitude: -76.137922

Employer Name/Worksite Address	Graph	Count	Mean Wage	Median Wage	Lowest Wage	Highest Wage
CROUSE HOSPITAL, 736 IRVING AVENUE, SYRACUSE, NY (https://www.google.com/maps/place/736%20IRVING%20AVENUE,SYRACUSE,NY)	Graph	3	\$162,409.00	\$111,427.00	\$95,000.00	\$280,800.00
Totals	Graph	3	\$162,409.00	\$111,427.00	\$95,000.00	\$280,800.00

Employer Name/Worksite Address	Graph	Count	Mean Wage	Median Wage	Lowest Wage	Highest Wage
CROUSE HOSPITAL, 736 IRVING AVENUE, SYRACUSE, NY (https://www.google.com/maps/place/736%20IRVING%20AVENUE,SYRACUSE,NY)	Graph	4	\$196,806.75	\$111,427.00	\$95,000.00	\$300,000.00
Totals	Graph	4	\$196,806.75	\$111,427.00	\$95,000.00	\$300,000.00

Latitude: 43.041655 Longitude: -76.138588

Employer Name/Worksite Address	Graph	Count	Mean Wage	Median Wage	Lowest Wage	Highest Wage
--------------------------------	-------	-------	-----------	-------------	-------------	--------------

Employer Name/Worksite Address	Graph	Count	Mean Wage	Median Wage	Lowest Wage	Highest Wage
SYRACUSE UNIVERSITY, 201 SLOCUM HALL, SYRACUSE, NY (https://www.google.com/maps/place/201%20SLOCUM%20HALL,SYRACUSE,NY)	Graph	1	\$79,500.00	\$79,500.00	\$79,500.00	\$79,500.00
Totals	Graph	1	\$79,500.00	\$79,500.00	\$79,500.00	\$79,500.00

Latitude: 43.041745 Longitude: -75.37913

Employer Name/Worksite Address	Graph	Count	Mean Wage	Median Wage	Lowest Wage	Highest Wage
HAMILTON COLLEGE, HAMILTON COLLEGE, CLINTON, NY (https://www.google.com/maps/place/HAMILTON%20COLLEGE,CLINTON,NY)	Graph	1	\$69,000.00	\$69,000.00	\$69,000.00	\$69,000.00
SELECT REHABILITATION, INC., KATHERINE LUTHERAN RESIDENTIAL HEALTH CARE & REHAB, CLINTON, NY (https://www.google.com/maps/place/KATHERINE%20LUTHERAN%20RESIDENTIAL%20HEALTH%20CARE%20%26%20REHAB,CLINTON,NY)	Graph	1	\$68,640.00	\$68,640.00	\$68,640.00	\$68,640.00
Totals	Graph	2	\$68,820.00	\$68,820.00	\$68,820.00	\$68,820.00

Latitude: 43.041847 Longitude: -76.137785

Employer Name/Worksite Address	Graph	Count	Mean Wage	Median Wage	Lowest Wage	Highest Wage
CENTRAL NEW YORK SURGICAL PHYSICIANS, P.C., 739 IRVING AVENUE, SUITE 450, SYRACUSE, NY (https://www.google.com/maps/place/739%20IRVING%20AVENUE,%20SUITE%20450,SYRACUSE,NY)	Graph	1	\$305,000.00	\$305,000.00	\$305,000.00	\$305,000.00
CROUSE MEDICAL PRACTICE, 739 IRVING AVENUE, SYRACUSE, NY (https://www.google.com/maps/place/739%20IRVING%20AVENUE,SYRACUSE,NY)	Graph	2	\$245,000.00	\$190,000.00	\$190,000.00	\$300,000.00
Totals	Graph	3	\$265,000.00	\$300,000.00	\$190,000.00	\$305,000.00

Employer Name/Worksite Address	Graph	Count	Mean Wage	Median Wage	Lowest Wage	Highest Wage
CENTRAL NEW YORK SURGICAL PHYSICIANS, P.C., 739 IRVING AVENUE, SUITE 450, SYRACUSE, NY (https://www.google.com/maps/place/739%20IRVING%20AVENUE,%20SUITE%20450,SYRACUSE,NY)	Graph	1	\$305,000.00	\$305,000.00	\$305,000.00	\$305,000.00
CROUSE MEDICAL PRACTICE, 739 IRVING AVENUE, SYRACUSE, NY (https://www.google.com/maps/place/739%20IRVING%20AVENUE,SYRACUSE,NY)	Graph	1	\$190,000.00	\$190,000.00	\$190,000.00	\$190,000.00
Totals	Graph	2	\$247,500.00	\$190,000.00	\$190,000.00	\$305,000.00

Latitude: 43.042046 Longitude: -77.660998

Employer Name/Worksite Address	Graph	Count	Mean Wage	Median Wage	Lowest Wage	Highest Wage
DELPHI CORPORATION, 5500 WEST HENRIETTA ROAD, WEST HENRIETTA, NY (https://www.google.com/maps/place/5500%20WEST%20HENRIETTA%20ROAD,WEST%20HENRIETTA,NY)	Graph	2	\$61,318.50	\$56,555.00	\$56,555.00	\$66,082.00
Totals	Graph	2	\$61,318.50	\$56,555.00	\$56,555.00	\$66,082.00

Latitude: 43.042153 Longitude: -76.137783

Employer Name/Worksite Address	Graph	Count	Mean Wage	Median Wage	Lowest Wage	Highest Wage
STATE UNIVERSITY OF NEW YORK UPSTATE MEDICAL UNIVERSITY, 725 IRVING AVENUE, SYRACUSE, NY (https://www.google.com/maps/place/725%20IRVING%20AVENUE,SYRACUSE,NY)	Graph	2	\$58,001.50	\$47,423.00	\$47,423.00	\$68,580.00
Totals	Graph	2	\$58,001.50	\$47,423.00	\$47,423.00	\$68,580.00

Latitude: 43.042168 Longitude: -78.699105

Employer Name/Worksite Address	Graph	Count	Mean Wage	Median Wage	Lowest Wage
--------------------------------	-------	-------	-----------	-------------	-------------

Employer Name/Worksite Address	Graph	Count	Mean Wage	Median Wage	Lowest Wage
UNIVERSITY GYNECOLOGISTS & OBSTETRICIANS, INC., UB MD OBSTETRICS AND GYNECOLOGY, EAST AMHERST, NY (https://www.google.com/maps/place/UB%20MD%20OBSTETRICS%20AND%20GYNECOLOGY,EAST%20AMHERST,NY)	Graph	1	\$178,997.00	\$178,997.00	\$178,997.00
Totals	Graph	1	\$178,997.00	\$178,997.00	\$178,997.00

Latitude: 43.042223 Longitude: -76.14003

Employer Name/Worksite Address	Graph	Count	Mean Wage	Median Wage	Lowest Wage	Highest Wage
UNIVERSITY SURGICAL ASSOCIATES, LLP, 750 EAST ADAMS STREET, SYRACUSE, NY (https://www.google.com/maps/place/750%20EAST%20ADAMS%20STREET,SYRACUSE,NY)	Graph	1	\$59,060.00	\$59,060.00	\$59,060.00	\$59,060.00
Totals	Graph	1	\$59,060.00	\$59,060.00	\$59,060.00	\$59,060.00

Latitude: 43.042619 Longitude: -76.140568

Employer Name/Employer Address	Graph	Count	Mean Wage	Median Wage	Lowest Wage	Highest Wage
DEPT OF MEDICINE MEDICAL SERVICE GROUP AT SUNY - HSC AT SYRACUSE, INC., 750 E ADAMS STREET, SYRACUSE, NY (https://www.google.com/maps/place/750%20E%20ADAMS%20STREET,SYRACUSE,NY)	Graph	1	\$261,664.00	\$261,664.00	\$261,664.00	\$261,664.00
PEDIATRIC SERVICE GROUP LLP, 750 EAST ADAMS STREET, SYRACUSE, NY (https://www.google.com/maps/place/750%20EAST%20ADAMS%20STREET,SYRACUSE,NY)	Graph	1	\$143,077.00	\$143,077.00	\$143,077.00	\$143,077.00
THE RESEARCH FOUNDATION FOR THE STATE UNIVERSITY OF NEW YORK, 750 EAST ADAMS STREET, SYRACUSE, NY (https://www.google.com/maps/place/750%20EAST%20ADAMS%20STREET,SYRACUSE,NY)	Graph	1	\$59,060.00	\$59,060.00	\$59,060.00	\$59,060.00
UNIVERSITY SURGICAL ASSOCIATES, LLP, 750 EAST ADAMS STREET, SYRACUSE, NY (https://www.google.com/maps/place/750%20EAST%20ADAMS%20STREET,SYRACUSE,NY)	Graph	1	\$59,060.00	\$59,060.00	\$59,060.00	\$59,060.00
UPSTATE MEDICAL ANESTHESIOLOGY GROUP, INC., 750 EAST ADAMS STREET, SYRACUSE, NY (https://www.google.com/maps/place/750%20EAST%20ADAMS%20STREET,SYRACUSE,NY)	Graph	1	\$215,000.00	\$215,000.00	\$215,000.00	\$215,000.00
UPSTATE UROLOGY, INC., 750 EAST ADAMS STREET, SYRACUSE, NY (https://www.google.com/maps/place/750%20EAST%20ADAMS%20STREET,SYRACUSE,NY)	Graph	1	\$260,000.00	\$260,000.00	\$260,000.00	\$260,000.00
RESEARCH FOUNDATION FOR SUNY UPSTATE MEDICAL UNIVERSITY, 750 EAST ADAMS STREET, SYRACUSE, NY (https://www.google.com/maps/place/750%20EAST%20ADAMS%20STREET,SYRACUSE,NY)	Graph	2	\$69,009.40	\$53,030.00	\$53,030.00	\$84,988.80
THE RESEARCH FOUNDATION FOR SUNY, 750 E ADAMS STREET, SYRACUSE, NY (https://www.google.com/maps/place/750%20E%20ADAMS%20STREET,SYRACUSE,NY)	Graph	2	\$258,897.60	\$221,811.20	\$221,811.20	\$295,984.00
UNIVERSITY PATHOLOGISTS LABORATORIES, LLP, 750 EAST ADAMS STREET, SYRACUSE, NY (https://www.google.com/maps/place/750%20EAST%20ADAMS%20STREET,SYRACUSE,NY)	Graph	2	\$153,077.00	\$128,077.00	\$128,077.00	\$178,077.00
RESEARCH FOUNDATION FOR THE STATE UNIVERSITY OF NEW YORK, 750 EAST ADAMS STREET, SYRACUSE, NY (https://www.google.com/maps/place/750%20EAST%20ADAMS%20STREET,SYRACUSE,NY)	Graph	3	\$59,321.33	\$57,722.00	\$50,250.00	\$69,992.00
THE RESEARCH FOUNDATION FOR SUNY UPSTATE MEDICAL UNIVERSITY, 750 EAST ADAMS STREET, SYRACUSE, NY (https://www.google.com/maps/place/750%20EAST%20ADAMS%20STREET,SYRACUSE,NY)	Graph	4	\$63,855.00	\$47,500.00	\$44,720.00	\$81,600.00
DEPT OF MEDICINE MEDICAL SVC GRP AT SUNY HSC AT SYRACUSE, INC., 750 EAST ADAMS STREET, SYRACUSE, NY (https://www.google.com/maps/place/750%20EAST%20ADAMS%20STREET,SYRACUSE,NY)	Graph	12	\$175,078.83	\$220,904.00	\$68,580.00	\$225,000.00
STATE UNIVERSITY OF NEW YORK UPSTATE MEDICAL UNIVERSITY, 750 EAST ADAMS STREET, SYRACUSE, NY (https://www.google.com/maps/place/750%20EAST%20ADAMS%20STREET,SYRACUSE,NY)	Graph	23	\$51,680.36	\$47,423.00	\$40,940.00	\$100,006.40
Totals	Graph	54	\$105,237.17	\$59,060.00	\$40,940.00	\$295,984.00

Employer Name/Worksite Address	Graph	Count	Mean Wage	Median Wage	Lowest Wage	Highest Wage
STATE UNIVERSITY OF NEW YORK UPSTATE MEDICAL UNIVERSITY, 750 EAST ADAMS ST., SYRACUSE, NY (https://www.google.com/maps/place/750%20EAST%20ADAMS%20ST.,SYRACUSE,NY)	Graph	1	\$46,923.00	\$46,923.00	\$46,923.00	\$46,923.00

Employer Name/Worksite Address	Graph	Count	Mean Wage	Median Wage	Lowest Wage	Highest Wage
DEPT OF MEDICINE MEDICAL SERVICE GROUP AT SUNY - HSC AT SYRACUSE, INC., 750 E ADAMS STREET, SYRACUSE, NY (https://www.google.com/maps/place/750%20E%20ADAMS%20STREET,SYRACUSE,NY)	Graph	3	\$259,819.73	\$261,664.00	\$221,811.20	\$295,984.00
STATE UNIVERSITY OF NEW YORK UPSTATE MEDICAL UNIVERSITY, 750 E. ADAMS STREET, SYRACUSE, NY (https://www.google.com/maps/place/750%20E.%20ADAMS%20STREET,SYRACUSE,NY)	Graph	11	\$65,475.47	\$48,198.00	\$46,923.00	\$140,969.00
THE RESEARCH FOUNDATION FOR SUNY UPSTATE MEDICAL UNIVERSITY, 750 EAST ADAMS STREET, SYRACUSE, NY (https://www.google.com/maps/place/750%20EAST%20ADAMS%20STREET,SYRACUSE,NY)	Graph	30	\$115,529.93	\$81,600.00	\$40,940.00	\$260,000.00
Totals	Graph	45	\$111,389.12	\$69,992.00	\$40,940.00	\$295,984.00

Latitude: 43.042819 Longitude: -76.149059

Employer Name/Employer Address	Graph	Count	Mean Wage	Median Wage	Lowest Wage	Highest Wage
NEUROLOGY MEDICAL SERVICE GROUP, LLP, 750 EAST ADAMS STREET, SYRACUSE, NY (https://www.google.com/maps/place/750%20EAST%20ADAMS%20STREET,SYRACUSE,NY)	Graph	2	\$139,060.00	\$139,060.00	\$139,060.00	\$139,060.00
UNIVERSITY RADIOLOGY ASSOCIATES, LLP, 750 EAST ADAMS STREET, SYRACUSE, NY (https://www.google.com/maps/place/750%20EAST%20ADAMS%20STREET,SYRACUSE,NY)	Graph	2	\$203,077.00	\$183,077.00	\$183,077.00	\$223,077.00
Totals	Graph	4	\$171,068.50	\$139,060.00	\$139,060.00	\$223,077.00

Employer Name/Worksite Address	Graph	Count	Mean Wage	Median Wage	Lowest Wage	Highest Wage
UNIVERSITY RADIOLOGY ASSOCIATES, LLP, 750 EAST ADAMS STREET, SYRACUSE, NY (https://www.google.com/maps/place/750%20EAST%20ADAMS%20STREET,SYRACUSE,NY)	Graph	3	\$181,738.00	\$183,077.00	\$139,060.00	\$223,077.00
Totals	Graph	3	\$181,738.00	\$183,077.00	\$139,060.00	\$223,077.00

Latitude: 43.042923 Longitude: -77.457958

Employer Name/Employer Address	Graph	Count	Mean Wage	Median Wage	Lowest Wage	Highest Wage
FIRST AMERICAN COMMERCIAL BANCORP INC., 255 WOODCLIFF DRIVE, FAIRPORT, NY (https://www.google.com/maps/place/255%20WOODCLIFF%20DRIVE,FAIRPORT,NY)	Graph	1	\$42,120.00	\$42,120.00	\$42,120.00	\$42,120.00
Totals	Graph	1	\$42,120.00	\$42,120.00	\$42,120.00	\$42,120.00

Employer Name/Worksite Address	Graph	Count	Mean Wage	Median Wage	Lowest Wage	Highest Wage
FIRST AMERICAN COMMERCIAL BANCORP INC., 255 WOODCLIFF DRIVE, FAIRPORT, NY (https://www.google.com/maps/place/255%20WOODCLIFF%20DRIVE,FAIRPORT,NY)	Graph	1	\$42,120.00	\$42,120.00	\$42,120.00	\$42,120.00
Totals	Graph	1	\$42,120.00	\$42,120.00	\$42,120.00	\$42,120.00

Latitude: 43.043258 Longitude: -78.745469

Employer Name/Worksite Address	Graph	Count	Mean Wage	Median Wage	Lowest Wage	Highest Wage
BLACKROCK FINANCIAL MANAGEMENT, INC., 350 CROSSPOINT PARKWAY, GETZVILLE, NY (https://www.google.com/maps/place/350%20CROSSPOINT%20PARKWAY,GETZVILLE,NY)	Graph	1	\$45,157.00	\$45,157.00	\$45,157.00	\$45,157.00
Totals	Graph	1	\$45,157.00	\$45,157.00	\$45,157.00	\$45,157.00

Latitude: 43.043273 Longitude: -78.746011

Employer Name/Worksite Address	Graph	Count	Mean Wage	Median Wage	Lowest Wage	Highest Wage
--------------------------------	-------	-------	-----------	-------------	-------------	--------------

Employer Name/Worksite Address	Graph	Count	Mean Wage	Median Wage	Lowest Wage	Highest Wage
LARSEN & TOUBRO INFOTECH LIMITED, CITIGROUP GLOBAL MARKET, GETZVILLE, NY (https://www.google.com/maps/place/CITIGROUP%20GLOBAL%20MARKET,GETZVILLE,NY)	Graph	1	\$74,964.00	\$74,964.00	\$74,964.00	\$74,964.00
LONDON STOCK EXCHANGE GROUP HOLDINGS INC., 580 CROSSPOINT PARKWAY, GETZVILLE, NY (https://www.google.com/maps/place/580%20CROSSPOINT%20PARKWAY,GETZVILLE,NY)	Graph	1	\$63,378.00	\$63,378.00	\$63,378.00	\$63,378.00
TATA CONSULTANCY SERVICES LIMITED, 580 CROSSPOINT PKWY., GETZVILLE, NY (https://www.google.com/maps/place/580%20CROSSPOINT%20PKWY.,GETZVILLE,NY)	Graph	1	\$60,700.00	\$60,700.00	\$60,700.00	\$60,700.00
INSYS GROUP INC., 580 CROSSPOINT PARKWAY, GETZVILLE, NY (https://www.google.com/maps/place/580%20CROSSPOINT%20PARKWAY,GETZVILLE,NY)	Graph	15	\$63,035.00	\$63,378.00	\$47,500.00	\$76,000.00
Totals	Graph	18	\$63,587.06	\$63,378.00	\$47,500.00	\$76,000.00

Latitude: 43.043487 Longitude: -76.12071

Employer Name/Worksite Address	Graph	Count	Mean Wage	Median Wage	Lowest Wage	Highest Wage
PPD DEVELOPMENT, L.P., 523 COLUMBUS AVENUE, SYRACUSE, NY (https://www.google.com/maps/place/523%20COLUMBUS%20AVENUE,SYRACUSE,NY)	Graph	1	\$48,000.00	\$48,000.00	\$48,000.00	\$48,000.00
Totals	Graph	1	\$48,000.00	\$48,000.00	\$48,000.00	\$48,000.00

Latitude: 43.043782 Longitude: -76.150638

Employer Name/Worksite Address	Graph	Count	Mean Wage	Median Wage	Lowest Wage	
MICROEXCEL, INC, 300 ERIE BOULEVARD WEST, SYRACUSE, NY (https://www.google.com/maps/place/300%20ERIE%20BOULEVARD%20WEST,SYRACUSE,NY)	Graph	1	\$95,000.00	\$95,000.00	\$95,000.00	\$
SYRACUSE UNIVERSITY, 350 W FAYETTE ST, SYRACUSE, NY (https://www.google.com/maps/place/350%20W%20FAYETTE%20ST,SYRACUSE,NY)	Graph	1	\$60,000.00	\$60,000.00	\$60,000.00	\$
WIPRO LIMITED, 120, MADISON ST, TOWER 2, SUITE 1200, SYRACUSE, NY (https://www.google.com/maps/place/120,%20MADISON%20ST,%20TOWER%202,%20SUITE%201200,SYRACUSE,NY)	Graph	1	\$65,021.00	\$65,021.00	\$65,021.00	\$
WIPRO LIMITED, 120 MADISON ST, TOWER 2, SUITE 1200, SYRACUSE, NY (https://www.google.com/maps/place/120%20MADISON%20ST,%20TOWER%202,%20SUITE%201200,SYRACUSE,NY)	Graph	2	\$70,096.00	\$65,021.00	\$65,021.00	\$
WIPRO LIMITED, 120 MADISON ST, TOWER 2, SYRACUSE, NY (https://www.google.com/maps/place/120%20MADISON%20ST,%20TOWER%202,SYRACUSE,NY)	Graph	2	\$65,021.00	\$65,021.00	\$65,021.00	\$
COGNIZANT TECHNOLOGY SOLUTIONS U.S. CORPORATION, 1 MONY PLAZA, SYRACUSE, NY (https://www.google.com/maps/place/1%20MONY%20PLAZA,SYRACUSE,NY)	Graph	15	\$77,729.67	\$76,981.00	\$65,686.00	\$
WIPRO LIMITED, 120, MADISON ST, SYRACUSE, NY (https://www.google.com/maps/place/120,%20MADISON%20ST,SYRACUSE,NY)	Graph	25	\$65,021.00	\$65,021.00	\$65,021.00	\$
Totals	Graph	47	\$69,823.94	\$65,021.00	\$60,000.00	\$

Latitude: 43.044222 Longitude: -76.149815

Employer Name/Employer Address	Graph	Count	Mean Wage	Median Wage	Lowest Wage	Highest Wage
UNIVERSITY RADIOLOGY ASSOCIATES, LLP (MSG @ SUNY UMU), 224 HARRISON STREET, SYRACUSE, NY (https://www.google.com/maps/place/224%20HARRISON%20STREET,SYRACUSE,NY)	Graph	4	\$171,672.50	\$150,000.00	\$90,940.00	\$248,000.00
Totals	Graph	4	\$171,672.50	\$150,000.00	\$90,940.00	\$248,000.00

Employer Name/Worksite Address	Graph	Count	Mean Wage	Median Wage	Lowest Wage	Highest Wage
BERGMANN ASSOCIATES, ARCHITECTS, ENGINEERS, LANDSCAPE ARCHITECTS &, 224 HARRISON STREET, SYRACUSE, NY (https://www.google.com/maps/place/224%20HARRISON%20STREET,SYRACUSE,NY)	Graph	1	\$67,288.00	\$67,288.00	\$67,288.00	\$67,288.00
Totals	Graph	1	\$67,288.00	\$67,288.00	\$67,288.00	\$67,288.00

Latitude: 43.044274 Longitude: -77.673549

Employer Name/Worksite Address	Graph	Count	Mean Wage	Median Wage	Lowest Wage	Highest Wage
COOPERVISION, INC., 180 THRUWAY PARK DRIVE, WEST HENRIETTA, NY (https://www.google.com/maps/place/180%20THRUWAY%20PARK%20DRIVE,WEST%20HENRIETTA,NY)	Graph	1	\$92,300.00	\$92,300.00	\$92,300.00	\$92,300.00
MARVEL TECHNOLOGIES INC, 180 THRUWAY PARK D, WEST HENRIETTA, NY (https://www.google.com/maps/place/180%20THRUWAY%20PARK%20D,WEST%20HENRIETTA,NY)	Graph	1	\$60,000.00	\$60,000.00	\$60,000.00	\$60,000.00
Totals	Graph	2	\$76,150.00	\$60,000.00	\$60,000.00	\$92,300.00

Latitude: 43.044366 Longitude: -76.150601

Employer Name/Employer Address	Graph	Count	Mean Wage	Median Wage	Lowest Wage	Highest Wage
EUPHONY, INC., 235 HARRISON STREET, #43, SYRACUSE, NY (https://www.google.com/maps/place/235%20HARRISON%20STREET,%20#43,SYRACUSE,NY)	Graph	1	\$72,000.00	\$72,000.00	\$72,000.00	\$72,000.00
Totals	Graph	1	\$72,000.00	\$72,000.00	\$72,000.00	\$72,000.00

Employer Name/Worksite Address	Graph	Count	Mean Wage	Median Wage	Lowest Wage	Highest Wage
EUPHONY, INC., 235 HARRISON STREET, #43, SYRACUSE, NY (https://www.google.com/maps/place/235%20HARRISON%20STREET,%20#43,SYRACUSE,NY)	Graph	1	\$72,000.00	\$72,000.00	\$72,000.00	\$72,000.00
Totals	Graph	1	\$72,000.00	\$72,000.00	\$72,000.00	\$72,000.00

Latitude: 43.044406 Longitude: -76.141282

Employer Name/Worksite Address	Graph	Count	Mean Wage	Median Wage	Lowest Wage	Highest Wage
NEW YORK STATE OFFICE OF MENTAL HEALTH, 713 HARRISON STREET, SYRACUSE, NY (https://www.google.com/maps/place/713%20HARRISON%20STREET,SYRACUSE,NY)	Graph	1	\$91,193.00	\$91,193.00	\$91,193.00	\$91,193.00
Totals	Graph	1	\$91,193.00	\$91,193.00	\$91,193.00	\$91,193.00

Latitude: 43.045153 Longitude: -78.883965

Employer Name/Employer Address	Graph	Count	Mean Wage	Median Wage	Lowest Wage	Highest Wage
ARMSTRONG PUMPS, INC., 93 EAST AVENUE, NORTH TONAWANDA, NY (https://www.google.com/maps/place/93%20EAST%20AVENUE,NORTH%20TONAWANDA,NY)	Graph	1	\$61,799.92	\$61,799.92	\$61,799.92	\$61,799.92
Totals	Graph	1	\$61,799.92	\$61,799.92	\$61,799.92	\$61,799.92

Employer Name/Worksite Address	Graph	Count	Mean Wage	Median Wage	Lowest Wage	Highest Wage
ARMSTRONG PUMPS, INC., 93 EAST AVENUE, NORTH TONAWANDA, NY (https://www.google.com/maps/place/93%20EAST%20AVENUE,NORTH%20TONAWANDA,NY)	Graph	1	\$61,799.92	\$61,799.92	\$61,799.92	\$61,799.92
Totals	Graph	1	\$61,799.92	\$61,799.92	\$61,799.92	\$61,799.92

Latitude: 43.045196 Longitude: -76.137714

Employer Name/Worksite Address	Graph	Count	Mean Wage	Median Wage	Lowest Wage	Highest Wage
STATE UNIVERSITY OF NEW YORK UPSTATE MEDICAL UNIVERSITY, 505 IRVING AVENUE, SYRACUSE, NY (https://www.google.com/maps/place/505%20IRVING%20AVENUE,SYRACUSE,NY)	Graph	2	\$58,001.50	\$47,423.00	\$47,423.00	\$68,580.00
Totals	Graph	2	\$58,001.50	\$47,423.00	\$47,423.00	\$68,580.00

Latitude: 43.045286 Longitude: -74.931914

Employer Name/Worksite Address	Graph	Count	Mean Wage	Median Wage	Lowest Wage	Highest Wage
HERKIMER COUNTY COMMUNITY COLLEGE, HERKIMER COLLEGE, HERKIMER, NY (https://www.google.com/maps/place/HERKIMER%20COLLEGE,HERKIMER,NY)	Graph	1	\$44,450.00	\$44,450.00	\$44,450.00	\$44,450.00
Totals	Graph	1	\$44,450.00	\$44,450.00	\$44,450.00	\$44,450.00

Latitude: 43.045317 Longitude: -76.139661

Employer Name/Worksite Address	Graph	Count	Mean Wage	Median Wage	Lowest Wage	Highest Wage
NEW YORK STATE OFFICE OF MENTAL HEALTH, 620 MADISON STREET, SYRACUSE, NY (https://www.google.com/maps/place/620%20MADISON%20STREET,SYRACUSE,NY)	Graph	1	\$91,193.00	\$91,193.00	\$91,193.00	\$91,193.00
Totals	Graph	1	\$91,193.00	\$91,193.00	\$91,193.00	\$91,193.00

Latitude: 43.045356 Longitude: -77.466372

Employer Name/Worksite Address	Graph	Count	Mean Wage	Median Wage
L&T TECHNOLOGY SERVICES LIMITED, UTC FIRE & SECURITY AMERICAS CORPORATION INC., PITTSFORD, NY (https://www.google.com/maps/place/UTC%20FIRE%20%26%20SECURITY%20AMERICAS%20CORPORATION%20INC.,PITTSFORD,NY)	Graph	1	\$82,763.00	\$82,763.00
L&T TECHNOLOGY SERVICES LIMITED, UTC FIRE & SECURITY AMERICAS CORPORATION, INC., PITTSFORD, NY (https://www.google.com/maps/place/UTC%20FIRE%20%26%20SECURITY%20AMERICAS%20CORPORATION,%20INC.,PITTSFORD,NY)	Graph	1	\$74,589.00	\$74,589.00
Totals	Graph	2	\$78,676.00	\$74,589.00

Latitude: 43.04541 Longitude: -76.150517

Employer Name/Worksite Address	Graph	Count	Mean Wage	Median Wage	Lowest Wage	Highest Wage
AXA EQUITABLE LIFE INSURANCE COMPANY, 100 MADISON AVENUE, SYRACUSE, NY (https://www.google.com/maps/place/100%20MADISON%20AVENUE,SYRACUSE,NY)	Graph	1	\$105,000.00	\$105,000.00	\$105,000.00	\$105,000.00
TATA CONSULTANCY SERVICES LIMITED, 100 MADISON ST, SYRACUS, NY (https://www.google.com/maps/place/100%20MADISON%20ST,SYRACUS,NY)	Graph	1	\$60,700.00	\$60,700.00	\$60,700.00	\$60,700.00
CAPGEMINI AMERICA INC, 100 MADISON ST, SYRACUSE, NY (https://www.google.com/maps/place/100%20MADISON%20ST,SYRACUSE,NY)	Graph	18	\$65,492.56	\$65,021.00	\$60,320.00	\$75,500.00
TATA CONSULTANCY SERVICES LIMITED, 100 MADISON ST., SYRACUSE, NY (https://www.google.com/maps/place/100%20MADISON%20ST.,SYRACUSE,NY)	Graph	25	\$60,320.00	\$60,320.00	\$60,320.00	\$60,320.00
TATA CONSULTANCY SERVICES LIMITED, 100 MADISON STREET, SYRACUSE, NY (https://www.google.com/maps/place/100%20MADISON%20STREET,SYRACUSE,NY)	Graph	92	\$64,788.74	\$62,500.00	\$54,891.00	\$112,694.00
Totals	Graph	137	\$64,329.42	\$60,700.00	\$54,891.00	\$112,694.00

Latitude: 43.04541 Longitude: -76.150409

Employer Name/Employer Address	Graph	Count	Mean Wage	Median Wage	Lowest Wage	Highest Wage
KNOWLEDGE SYSTEMS & RESEARCH, INC. (KS&R), 120 MADISON STREET, 15TH FLOOR, SYRACUSE, NY (https://www.google.com/maps/place/120%20MADISON%20STREET,%2015TH%20FLOOR,SYRACUSE,NY)	Graph	1	\$50,086.00	\$50,086.00	\$50,086.00	\$50,086.00
Totals	Graph	1	\$50,086.00	\$50,086.00	\$50,086.00	\$50,086.00

Employer Name/Worksite Address	Graph	Count	Mean Wage	Median Wage	Lowest Wage
KNOWLEDGE SYSTEMS & RESEARCH, INC. (KS&R), 120 MADISON STREET, 15TH FLOOR, SYRACUSE, NY (https://www.google.com/maps/place/120%20MADISON%20STREET,%2015TH%20FLOOR,SYRACUSE,NY)	Graph	1	\$50,086.00	\$50,086.00	\$50,086.00
WIPRO LIMITED, 120 MADISON STREET, TOWER II, FLOOR 12, SYRACUSE, NY (https://www.google.com/maps/place/120%20MADISON%20STREET,%20TOWER%20II,%20FLOOR%2012,SYRACUSE,NY)	Graph	1	\$65,021.00	\$65,021.00	\$65,021.00

Employer Name/Worksite Address	Graph	Count	Mean Wage	Median Wage	Lowest Wage
WIPRO LLC, 120 MADISON STREET, SUITE 1200, SYRACUSE, NY (https://www.google.com/maps/place/120%20MADISON%20STREET,%20SUITE%201200,SYRACUSE,NY)	Graph	3	\$65,021.00	\$65,021.00	\$65,021.00
WIPRO LIMITED, 120 MADISON STREET, SYRACUSE, NY (https://www.google.com/maps/place/120%20MADISON%20STREET,SYRACUSE,NY)	Graph	5	\$62,411.60	\$65,686.00	\$55,000.00
WIPRO LIMITED, 120 MADISON ST, SUITE 1200, SYRACUSE, NY (https://www.google.com/maps/place/120%20MADISON%20ST,%20SUITE%201200,SYRACUSE,NY)	Graph	7	\$65,021.00	\$65,021.00	\$65,021.00
WIPRO LIMITED, 120 MADISON ST STE 1200, SYRACUSE, NY (https://www.google.com/maps/place/120%20MADISON%20ST%20STE%201200,SYRACUSE,NY)	Graph	8	\$75,751.25	\$83,138.00	\$63,440.00
WIPRO LIMITED, 120 MADISON ST, SYRACUSE, NY (https://www.google.com/maps/place/120%20MADISON%20ST,SYRACUSE,NY)	Graph	10	\$61,880.00	\$60,320.00	\$60,320.00
Totals	Graph	35	\$65,776.71	\$65,021.00	\$50,086.00

Latitude: 43.045555 Longitude: -76.137703

Employer Name/Employer Address	Graph	Count	Mean Wage	Median Wage	Lowest Wage	Highest Wage
LOFTUS, RYU & BARTOL, MD'S, P.C., 475 IRVING AVENUE, SUITE 108, SYRACUSE, NY (https://www.google.com/maps/place/475%20IRVING%20AVENUE,%20SUITE%20108,SYRACUSE,NY)	Graph	1	\$168,480.00	\$168,480.00	\$168,480.00	\$168,480.00
Totals	Graph	1	\$168,480.00	\$168,480.00	\$168,480.00	\$168,480.00

Employer Name/Worksite Address	Graph	Count	Mean Wage	Median Wage	Lowest Wage	Highest Wage
LOFTUS, RYU & BARTOL, MD'S, P.C., 475 IRVING AVENUE, SUITE 108, SYRACUSE, NY (https://www.google.com/maps/place/475%20IRVING%20AVENUE,%20SUITE%20108,SYRACUSE,NY)	Graph	1	\$168,480.00	\$168,480.00	\$168,480.00	\$168,480.00
Totals	Graph	1	\$168,480.00	\$168,480.00	\$168,480.00	\$168,480.00

Latitude: 43.045776 Longitude: -76.15034

Employer Name/Worksite Address	Graph	Count	Mean Wage	Median Wage	Lowest Wage	Highest Wage
WIPRO LLC, 120, MADISON STREET, SYRACUSE, NY (https://www.google.com/maps/place/120,%20MADISON%20STREET,SYRACUSE,NY)	Graph	3	\$60,320.00	\$60,320.00	\$60,320.00	\$60,320.00
WIPRO LLC, 120, MADISON ST,SUITE 1200, SYRACUSE, NY (https://www.google.com/maps/place/120,%20MADISON%20ST,SUITE%201200,SYRACUSE,NY)	Graph	5	\$65,021.00	\$65,021.00	\$65,021.00	\$65,021.00
Totals	Graph	8	\$63,258.13	\$65,021.00	\$60,320.00	\$65,021.00

Latitude: 43.045884 Longitude: -76.150741

Employer Name/Employer Address	Graph	Count	Mean Wage	Median Wage	Lowest Wage
ORANGE INFORMATION TECHNOLOGY SOLUTIONS, INC, 499 S WARREN ST, SYRACUSE, NY (https://www.google.com/maps/place/499%20S%20WARREN%20ST,SYRACUSE,NY)	Graph	1	\$90,000.00	\$90,000.00	\$90,000.00
ORANGE INFORMATION TECHNOLOGY SOLUTIONS INC, 499 S WARREN ST SUITE 504 & 3200, SYRACUSE, NY (https://www.google.com/maps/place/499%20S%20WARREN%20ST%20SUITE%20504%20%26%203200,SYRACUSE,NY)	Graph	31	\$61,545.16	\$61,000.00	\$55,000.00
Totals	Graph	32	\$62,434.38	\$61,000.00	\$55,000.00

Employer Name/Worksite Address	Graph	Count	Mean Wage	Median Wage	Lowest Wage	Highest Wage
ORANGE INFORMATION TECHNOLOGY SOLUTIONS, INC, 499 S WARREN ST, SYRACUSE, NY (https://www.google.com/maps/place/499%20S%20WARREN%20ST,SYRACUSE,NY)	Graph	32	\$62,434.38	\$61,000.00	\$55,000.00	\$90,000.00
Totals	Graph	32	\$62,434.38	\$61,000.00	\$55,000.00	\$90,000.00

Latitude: 43.046468 Longitude: -77.467951

Employer Name/Worksite Address	Graph	Count	Mean Wage	Median Wage	Lowest Wage	Highest Wage
TUV RHEINLAND MOBILITY, INC., 1151 PITSFORD-VICTOR ROAD, PITTSFORD, NY (https://www.google.com/maps/place/1151%20PITSFORD-VICTOR%20ROAD,PITTSFORD,NY)	Graph	1	\$110,883.00	\$110,883.00	\$110,883.00	\$110,883.00
Totals	Graph	1	\$110,883.00	\$110,883.00	\$110,883.00	\$110,883.00

Latitude: 43.046639 Longitude: -77.467913

Employer Name/Worksite Address	Graph	Count	Mean Wage	Median Wage	Lowest Wage	Highest Wage
TRACELINK, INC., 1150 PITTSFORD VICTOR ROAD, PITTSFORD, NY (https://www.google.com/maps/place/1150%20PITTSFORD%20VICTOR%20ROAD,PITTSFORD,NY)	Graph	1	\$120,000.00	\$120,000.00	\$120,000.00	\$120,000.00
Totals	Graph	1	\$120,000.00	\$120,000.00	\$120,000.00	\$120,000.00

Latitude: 43.046958 Longitude: -76.13374

Employer Name/Worksite Address	Graph	Count	Mean Wage	Median Wage	Lowest Wage	Highest Wage
STATE UNIVERSITY OF NEW YORK UPSTATE MEDICAL UNIVERSITY, 1127 EAST GENESEE STREET, SYRACUSE, NY (https://www.google.com/maps/place/1127%20EAST%20GENESEE%20STREET,SYRACUSE,NY)	Graph	2	\$134,163.50	\$47,423.00	\$47,423.00	\$220,904.00
Totals	Graph	2	\$134,163.50	\$47,423.00	\$47,423.00	\$220,904.00

Latitude: 43.047096 Longitude: -76.151355

Employer Name/Employer Address	Graph	Count	Mean Wage	Median Wage	Lowest Wage	Highest Wage
ASHLEY MCGRAW ARCHITECTS, P.C., 125 E. JEFFERSON STREET, SYRACUSE, NY (https://www.google.com/maps/place/125%20E.%20JEFFERSON%20STREET,SYRACUSE,NY)	Graph	3	\$42,500.00	\$42,500.00	\$42,500.00	\$42,500.00
Totals	Graph	3	\$42,500.00	\$42,500.00	\$42,500.00	\$42,500.00

Employer Name/Worksite Address	Graph	Count	Mean Wage	Median Wage	Lowest Wage	Highest Wage
ASHLEY MCGRAW ARCHITECTS, P.C., 125 E JEFFERSON STREET, SYRACUSE, NY (https://www.google.com/maps/place/125%20E.%20JEFFERSON%20STREET,SYRACUSE,NY)	Graph	1	\$42,500.00	\$42,500.00	\$42,500.00	\$42,500.00
ASHLEY MCGRAW ARCHITECTS, P.C., 125 E. JEFFERSON STREET, SYRACUSE, NY (https://www.google.com/maps/place/125%20E.%20JEFFERSON%20STREET,SYRACUSE,NY)	Graph	1	\$42,500.00	\$42,500.00	\$42,500.00	\$42,500.00
ASHLEY MCGRAW ARCHITECTS, P.C., 125 E. JEFFERSON STREET., SYRACUSE, NY (https://www.google.com/maps/place/125%20E.%20JEFFERSON%20STREET.,SYRACUSE,NY)	Graph	1	\$42,500.00	\$42,500.00	\$42,500.00	\$42,500.00
Totals	Graph	3	\$42,500.00	\$42,500.00	\$42,500.00	\$42,500.00

Latitude: 43.047481 Longitude: -76.089225

Employer Name/Employer Address	Graph	Count	Mean Wage	Median Wage	Lowest Wage	Highest Wage
LE MOYNE COLLEGE, 1419 SALT SPRINGS ROAD, SYRACUSE, NY (https://www.google.com/maps/place/1419%20SALT%20SPRINGS%20ROAD,SYRACUSE,NY)	Graph	2	\$80,188.50	\$63,377.00	\$63,377.00	\$97,000.00
Totals	Graph	2	\$80,188.50	\$63,377.00	\$63,377.00	\$97,000.00

Employer Name/Worksite Address	Graph	Count	Mean Wage	Median Wage	Lowest Wage	Highest Wage
LE MOYNE COLLEGE, 1419 SALT SPRINGS ROAD, SYRACUSE, NY (https://www.google.com/maps/place/1419%20SALT%20SPRINGS%20ROAD,SYRACUSE,NY)	Graph	2	\$80,188.50	\$63,377.00	\$63,377.00	\$97,000.00
Totals	Graph	2	\$80,188.50	\$63,377.00	\$63,377.00	\$97,000.00

Latitude: 43.047721 Longitude: -77.468579

Employer Name/Employer Address	Graph	Count	Mean Wage	Median Wage	Lowest Wage	Highest Wage
VANDAMME ASSOCIATES, INC., 1100 PITTSFORD VICTOR RD., PITTSFORD, NY (https://www.google.com/maps/place/1100%20PITTSFORD%20VICTOR%20RD.,PITTSFORD,NY)	Graph	1	\$56,098.00	\$56,098.00	\$56,098.00	\$56,098.00
Totals	Graph	1	\$56,098.00	\$56,098.00	\$56,098.00	\$56,098.00

Employer Name/Worksite Address	Graph	Count	Mean Wage	Median Wage	Lowest Wage	Highest Wage
VANDAMME ASSOCIATES, INC., 1100 PITTSFORD VICTOR RD., PITTSFORD, NY (https://www.google.com/maps/place/1100%20PITTSFORD%20VICTOR%20RD.,PITTSFORD,NY)	Graph	1	\$56,098.00	\$56,098.00	\$56,098.00	\$56,098.00
Totals	Graph	1	\$56,098.00	\$56,098.00	\$56,098.00	\$56,098.00

Latitude: 43.047843 Longitude: -76.152158

Employer Name/Employer Address	Graph	Count	Mean Wage	Median Wage	Lowest Wage	Highest Wage
PPF BEAUTY INC., 351 S. SALINA ST., SYRACUSE, NY (https://www.google.com/maps/place/351%20S.%20SALINA%20ST.,SYRACUSE,NY)	Graph	1	\$45,000.00	\$45,000.00	\$45,000.00	\$45,000.00
Totals	Graph	1	\$45,000.00	\$45,000.00	\$45,000.00	\$45,000.00

Employer Name/Worksite Address	Graph	Count	Mean Wage	Median Wage	Lowest Wage	Highest Wage
PPF BEAUTY INC., 351 S. SALINA ST., SYRACUSE, NY (https://www.google.com/maps/place/351%20S.%20SALINA%20ST.,SYRACUSE,NY)	Graph	2	\$45,000.00	\$45,000.00	\$45,000.00	\$45,000.00
Totals	Graph	2	\$45,000.00	\$45,000.00	\$45,000.00	\$45,000.00

Latitude: 43.048144 Longitude: -76.061275

Employer Name/Worksite Address	Graph	Count	Mean Wage	Median Wage	Lowest Wage	Highest Wage
TATA CONSULTANCY SERVICES LIMITED, 5788 WIDEWATERS., SYRACUSE, NY (https://www.google.com/maps/place/5788%20WIDEWATERS.,SYRACUSE,NY)	Graph	2	\$60,320.00	\$60,320.00	\$60,320.00	\$60,320.00
COMPUTER SCIENCES CORPORATION, 5788 WIDEWATERS PARKWAY, SYRACUSE, NY (https://www.google.com/maps/place/5788%20WIDEWATERS%20PARKWAY,SYRACUSE,NY)	Graph	26	\$58,498.65	\$49,899.00	\$49,899.00	\$71,178.00
Totals	Graph	28	\$58,628.75	\$49,899.00	\$49,899.00	\$71,178.00

Latitude: 43.048232 Longitude: -76.23147

Employer Name/Worksite Address	Graph	Count	Mean Wage	Median Wage	Lowest Wage	Highest Wage
NATIONAL VISION INC., 3439 W. GENESEE STREET, SYRACUSE, NY (https://www.google.com/maps/place/3439%20W.%20GENESEE%20STREET,SYRACUSE,NY)	Graph	1	\$135,000.00	\$135,000.00	\$135,000.00	\$135,000.00
Totals	Graph	1	\$135,000.00	\$135,000.00	\$135,000.00	\$135,000.00

Latitude: 43.048387 Longitude: -76.133952

Employer Name/Employer Address	Graph	Count	Mean Wage	Median Wage	Lowest Wage	Highest Wage
TOTALKARE OF AMERICA INC, 1112 EAST FAYETTE STREET, SYRACUSE, NY (https://www.google.com/maps/place/1112%20EAST%20FAYETTE%20STREET,SYRACUSE,NY)	Graph	1	\$71,500.00	\$71,500.00	\$71,500.00	\$71,500.00
Totals	Graph	1	\$71,500.00	\$71,500.00	\$71,500.00	\$71,500.00

Employer Name/Worksite Address	Graph	Count	Mean Wage	Median Wage	Lowest Wage	Highest Wage
TOTALKARE OF AMERICA INC, 1112 EAST FAYETTE STREET, SYRACUSE, NY (https://www.google.com/maps/place/1112%20EAST%20FAYETTE%20STREET,SYRACUSE,NY)	Graph	1	\$71,500.00	\$71,500.00	\$71,500.00	\$71,500.00
Totals	Graph	1	\$71,500.00	\$71,500.00	\$71,500.00	\$71,500.00

Latitude: 43.048403 Longitude: -75.390302

Employer Name/Worksite Address	Graph	Count	Mean Wage	Median Wage	Lowest Wage	Highest Wage
HAMILTON COLLEGE, HAMILTON COLLEGE, CLINTON, NY (https://www.google.com/maps/place/HAMILTON%20COLLEGE,CLINTON,NY)	Graph	1	\$50,000.00	\$50,000.00	\$50,000.00	\$50,000.00
Totals	Graph	1	\$50,000.00	\$50,000.00	\$50,000.00	\$50,000.00

Latitude: 43.048591 Longitude: -76.15546

Employer Name/Worksite Address	Graph	Count	Mean Wage	Median Wage	Lowest Wage	Highest Wage
SWBR ARCHITECTURE, ENGINEERING & LANDSCAPE ARCHITECTURE, P.C., 309 S. FRANKLIN STREET, SYRACUSE, NY (https://www.google.com/maps/place/309%20S.%20FRANKLIN%20STREET,SYRACUSE,NY)	Graph	3	\$45,468.00	\$45,468.00	\$45,468.00	\$45,468.00
Totals	Graph	3	\$45,468.00	\$45,468.00	\$45,468.00	\$45,468.00

Latitude: 43.048751 Longitude: -76.152418

Employer Name/Employer Address	Graph	Count	Mean Wage	Median Wage	Lowest Wage	Highest Wage
GROSSMAN ST. AMOUR CERTIFIED PUBLIC ACCOUNTANTS PLLC, 110 WEST FAYETTE STREET, SYRACUSE, NY (https://www.google.com/maps/place/110%20WEST%20FAYETTE%20STREET,SYRACUSE,NY)	Graph	1	\$50,000.00	\$50,000.00	\$50,000.00	\$50,000.00
Totals	Graph	1	\$50,000.00	\$50,000.00	\$50,000.00	\$50,000.00

Employer Name/Worksite Address	Graph	Count	Mean Wage	Median Wage	Lowest Wage	Highest Wage
GROSSMAN ST. AMOUR CERTIFIED PUBLIC ACCOUNTANTS PLLC, 110 WEST FAYETTE STREET, SYRACUSE, NY (https://www.google.com/maps/place/110%20WEST%20FAYETTE%20STREET,SYRACUSE,NY)	Graph	1	\$50,000.00	\$50,000.00	\$50,000.00	\$50,000.00
Totals	Graph	1	\$50,000.00	\$50,000.00	\$50,000.00	\$50,000.00

Latitude: 43.049265 Longitude: -75.869828

Employer Name/Worksite Address	Graph	Count	Mean Wage	Median Wage	Lowest Wage	Highest Wage
GRANDISON MANAGEMENT, INC., 331 RUSSEL STREET, CHITTENANGO, NY (https://www.google.com/maps/place/331%20RUSSEL%20STREET,CHITTENANGO,NY)	Graph	10	\$54,683.20	\$54,683.20	\$54,683.20	\$54,683.20
Totals	Graph	10	\$54,683.20	\$54,683.20	\$54,683.20	\$54,683.20

Latitude: 43.049902 Longitude: -76.160882

Employer Name/Worksite Address	Graph	Count	Mean Wage	Median Wage	Lowest Wage	Highest Wage
MERIDIAN IT INC., 509 ERIE BLVD. WEST, SYRACUSE, NY (https://www.google.com/maps/place/509%20ERIE%20BLVD.%20WEST,SYRACUSE,NY)	Graph	3	\$58,240.00	\$58,240.00	\$58,240.00	\$58,240.00
Totals	Graph	3	\$58,240.00	\$58,240.00	\$58,240.00	\$58,240.00

Latitude: 43.050057 Longitude: -76.12967

Employer Name/Employer Address	Graph	Count	Mean Wage	Median Wage	Lowest Wage	Highest Wage
CATHY J BERRY M.D. & ASSOCIATES, 101 PINE STREET, SYRACUSE, NY (https://www.google.com/maps/place/101%20PINE%20STREET,SYRACUSE,NY)	Graph	1	\$200,000.00	\$200,000.00	\$200,000.00	\$200,000.00
Totals	Graph	1	\$200,000.00	\$200,000.00	\$200,000.00	\$200,000.00

Employer Name/Worksite Address	Graph	Count	Mean Wage	Median Wage	Lowest Wage	Highest Wage
CATHY J BERRY M.D. & ASSOCIATES, 101 PINE STREET, SYRACUSE, NY (https://www.google.com/maps/place/101%20PINE%20STREET,SYRACUSE,NY)	Graph	1	\$200,000.00	\$200,000.00	\$200,000.00	\$200,000.00
Totals	Graph	1	\$200,000.00	\$200,000.00	\$200,000.00	\$200,000.00

Latitude: 43.0501 Longitude: -77.11608

Employer Name/Worksite Address	Graph	Count	Mean Wage	Median Wage	Lowest Wage	Highest Wage
LEGENDARY AUTO INTERIORS, LTD., 122 WEST SHORE BLVD, NEWARK, NY (https://www.google.com/maps/place/122%20WEST%20SHORE%20BLVD,NEWARK,NY)	Graph	2	\$41,600.00	\$41,600.00	\$41,600.00	\$41,600.00
Totals	Graph	2	\$41,600.00	\$41,600.00	\$41,600.00	\$41,600.00

Latitude: 43.050596 Longitude: -75.407433

Employer Name/Employer Address	Graph	Count	Mean Wage	Median Wage	Lowest Wage	Highest Wage
HAMILTON COLLEGE, 198 COLLEGE HILL ROAD, CLINTON, NY (https://www.google.com/maps/place/198%20COLLEGE%20HILL%20ROAD,CLINTON,NY)	Graph	3	\$65,333.33	\$69,000.00	\$50,000.00	\$77,000.00
Totals	Graph	3	\$65,333.33	\$69,000.00	\$50,000.00	\$77,000.00

Employer Name/Worksite Address	Graph	Count	Mean Wage	Median Wage	Lowest Wage	Highest Wage
HAMILTON COLLEGE, 198 COLLEGE HILL ROAD, CLINTON, NY (https://www.google.com/maps/place/198%20COLLEGE%20HILL%20ROAD,CLINTON,NY)	Graph	1	\$77,000.00	\$77,000.00	\$77,000.00	\$77,000.00
Totals	Graph	1	\$77,000.00	\$77,000.00	\$77,000.00	\$77,000.00

Latitude: 43.050774 Longitude: -76.14767

Employer Name/Worksite Address	Graph	Count	Mean Wage	Median Wage	Lowest Wage	Highest Wage
IBM INDIA PRIVATE LIMITED, 300 ERIE BOULEVARD W, SYRACUSE, NY (https://www.google.com/maps/place/300%20ERIE%20BOULEVARD%20W,SYRACUSE,NY)	Graph	1	\$71,319.00	\$71,319.00	\$71,319.00	\$71,319.00
IBM INDIA PRIVATE LIMITED, 300 ERIE BOULEVARD, SYRACUSE, NY (https://www.google.com/maps/place/300%20ERIE%20BOULEVARD,SYRACUSE,NY)	Graph	1	\$71,319.00	\$71,319.00	\$71,319.00	\$71,319.00
WIPRO LIMITED, 300 ERIE BLVD W,, SYRACUSE, NY (https://www.google.com/maps/place/300%20ERIE%20BLVD%20W,,SYRACUSE,NY)	Graph	2	\$72,987.00	\$72,987.00	\$72,987.00	\$72,987.00
WIPRO LIMITED, 300 ERIE BLVD W, SYRACUSE, NY (https://www.google.com/maps/place/300%20ERIE%20BLVD%20W,SYRACUSE,NY)	Graph	4	\$66,617.25	\$65,021.00	\$63,440.00	\$72,987.00
IBM INDIA PRIVATE LIMITED, 300 ERIE BLVD WEST, SYRACUSE, NY (https://www.google.com/maps/place/300%20ERIE%20BLVD%20WEST,SYRACUSE,NY)	Graph	5	\$75,085.80	\$76,797.00	\$71,319.00	\$77,997.00
IBM INDIA PRIVATE LIMITED, 300 ERIE BOULEVARD WEST, SYRACUSE, NY (https://www.google.com/maps/place/300%20ERIE%20BOULEVARD%20WEST,SYRACUSE,NY)	Graph	35	\$82,221.17	\$77,997.00	\$60,320.00	\$98,000.00
Totals	Graph	48	\$79,338.56	\$76,797.00	\$60,320.00	\$98,000.00

Latitude: 43.052288 Longitude: -76.179724

Employer Name/Employer Address	Graph	Count	Mean Wage	Median Wage	Lowest Wage	Highest Wage
SYRACUSE ACADEMY OF SCI. CHARTER SC., 1001 PARK AVENUE, SYRACUSE, NY (https://www.google.com/maps/place/1001%20PARK%20AVENUE,SYRACUSE,NY)	Graph	1	\$52,000.00	\$52,000.00	\$52,000.00	\$52,000.00
SYRACUSE ACADEMY OF SCIENCE CHARTER SCHOOL, 1001 PARK AVE., SYRACUSE, NY (https://www.google.com/maps/place/1001%20PARK%20AVE.,SYRACUSE,NY)	Graph	3	\$51,933.33	\$52,000.00	\$51,800.00	\$52,000.00
Totals	Graph	4	\$51,950.00	\$52,000.00	\$51,800.00	\$52,000.00

Employer Name/Worksite Address	Graph	Count	Mean Wage	Median Wage	Lowest Wage	Highest Wage
SYRACUSE ACADEMY OF SCIENCE CHARTER SCHOOL, 1001 PARK AVENUE, SYRACUSE, NY (https://www.google.com/maps/place/1001%20PARK%20AVENUE,SYRACUSE,NY)	Graph	3	\$51,933.33	\$52,000.00	\$51,800.00	\$52,000.00
Totals	Graph	3	\$51,933.33	\$52,000.00	\$51,800.00	\$52,000.00

Latitude: 43.052937 Longitude: -77.467158

Employer Name/Employer Address	Graph	Count	Mean Wage	Median Wage	Lowest Wage	Highest Wage
HB SOLUTIONS LLC, 99 GARNSEY RD, PITTSFORD, NY (https://www.google.com/maps/place/99%20GARNSEY%20RD,PITTSFORD,NY)	Graph	1	\$70,325.00	\$70,325.00	\$70,325.00	\$70,325.00
Totals	Graph	1	\$70,325.00	\$70,325.00	\$70,325.00	\$70,325.00

Employer Name/Worksite Address	Graph	Count	Mean Wage	Median Wage	Lowest Wage	Highest Wage
CAPGEMINI AMERICA INC, 99 GARNSEY ROAD, PITTSFORD, NY (https://www.google.com/maps/place/99%20GARNSEY%20RD,PITTSFORD,NY)	Graph	4	\$65,911.00	\$60,000.00	\$60,000.00	\$71,822.00
CAPGEMINI AMERICA INC, 99 GARNSEY RD, PITTSFORD, NY (https://www.google.com/maps/place/99%20GARNSEY%20RD,PITTSFORD,NY)	Graph	11	\$68,865.91	\$66,560.00	\$60,000.00	\$86,715.00
Totals	Graph	15	\$68,077.93	\$66,560.00	\$60,000.00	\$86,715.00

Latitude: 43.054215 Longitude: -74.853007

Employer Name/Worksite Address	Graph	Count	Mean Wage	Median Wage	Lowest Wage	Highest Wage
GRANDISON MANAGEMENT, INC., 755 EAST MONROE STREET, LITTLE FALLS, NY (https://www.google.com/maps/place/755%20EAST%20MONROE%20STREET,LITTLE%20FALLS,NY)	Graph	10	\$54,704.00	\$54,704.00	\$54,704.00	\$54,704.00
Totals	Graph	10	\$54,704.00	\$54,704.00	\$54,704.00	\$54,704.00

Latitude: 43.055132 Longitude: -76.148896

Employer Name/Employer Address	Graph	Count	Mean Wage	Median Wage	Lowest Wage	Highest Wage
ST. JOSEPH'S HOSPITAL HEALTH CENTER, 301 PROSPECT AVENUE, SYRACUSE, NY (https://www.google.com/maps/place/301%20%20PROSPECT%20AVENUE,SYRACUSE,NY)	Graph	2	\$247,500.00	\$195,000.00	\$195,000.00	\$300,000.00
ST. JOSEPH'S HOSPITAL HEALTH CENTER, 301 PROSPECT AVENUE, SYRACUSE, NY (https://www.google.com/maps/place/301%20PROSPECT%20AVENUE,SYRACUSE,NY)	Graph	2	\$190,005.60	\$175,011.20	\$175,011.20	\$205,000.00
Totals	Graph	4	\$218,752.80	\$195,000.00	\$175,011.20	\$300,000.00

Employer Name/Worksite Address	Graph	Count	Mean Wage	Median Wage	Lowest Wage	Highest Wage
ST. JOSEPH'S HOSPITAL HEALTH CENTER, 301 PROSPECT AVENUE, SYRACUSE, NY (https://www.google.com/maps/place/301%20PROSPECT%20AVENUE,SYRACUSE,NY)	Graph	5	\$166,000.00	\$195,000.00	\$65,000.00	\$300,000.00
Totals	Graph	5	\$166,000.00	\$195,000.00	\$65,000.00	\$300,000.00

Latitude: 43.056399 Longitude: -76.15613

Employer Name/Employer Address	Graph	Count	Mean Wage	Median Wage	Lowest Wage	Highest Wage
HEALTH ADVANCEMENT COLLABORATIVE OF CENTRAL NY, INC., 443 NORTH FRANKLIN STREET, SYRACUSE, NY (https://www.google.com/maps/place/443%20NORTH%20FRANKLIN%20STREET,SYRACUSE,NY)	Graph	1	\$65,000.00	\$65,000.00	\$65,000.00	\$65,000.00
Totals	Graph	1	\$65,000.00	\$65,000.00	\$65,000.00	\$65,000.00

Employer Name/Worksite Address	Graph	Count	Mean Wage	Median Wage	Lowest Wage	Highest Wage
HEALTH ADVANCEMENT COLLABORATIVE OF CENTRAL NY, INC., 443 NORTH FRANKLIN STREET, SYRACUSE, NY (https://www.google.com/maps/place/443%20NORTH%20FRANKLIN%20STREET,SYRACUSE,NY)	Graph	1	\$65,000.00	\$65,000.00	\$65,000.00	\$65,000.00
Totals	Graph	1	\$65,000.00	\$65,000.00	\$65,000.00	\$65,000.00

Latitude: 43.057149 Longitude: -74.329632

Employer Name/Employer Address	Graph	Count	Mean Wage	Median Wage	Lowest Wage	Highest Wage
BALANCED HEALTH PHYSICAL THERAPY, PLLC, 41 ARTERIAL PLACE, GLOVERSVILLE, NY (https://www.google.com/maps/place/41%20ARTERIAL%20PLACE,GLOVERSVILLE,NY)	Graph	1	\$60,000.00	\$60,000.00	\$60,000.00	\$60,000.00
Totals	Graph	1	\$60,000.00	\$60,000.00	\$60,000.00	\$60,000.00

Employer Name/Worksite Address	Graph	Count	Mean Wage	Median Wage	Lowest Wage	Highest Wage
BALANCED HEALTH PHYSICAL THERAPY, PLLC, 41 ARTERIAL PLAZA, GLOVERSVILLE, NY (https://www.google.com/maps/place/41%20ARTERIAL%20PLAZA,GLOVERSVILLE,NY)	Graph	1	\$60,000.00	\$60,000.00	\$60,000.00	\$60,000.00
Totals	Graph	1	\$60,000.00	\$60,000.00	\$60,000.00	\$60,000.00

Latitude: 43.05749 Longitude: -76.137866

Employer Name/Worksite Address	Graph	Count	Mean Wage	Median Wage	Lowest Wage	Highest Wage
GRANDISON MANAGEMENT, INC., 918 JAMES STREET, SYRACUSE, NY (https://www.google.com/maps/place/918%20JAMES%20STREET,SYRACUSE,NY)	Graph	11	\$56,330.18	\$54,683.20	\$54,683.20	\$72,800.00
Totals	Graph	11	\$56,330.18	\$54,683.20	\$54,683.20	\$72,800.00

Latitude: 43.058679 Longitude: -76.159111

Employer Name/Employer Address	Graph	Count	Mean Wage	Median Wage	Lowest Wage	Highest Wage
BANKERS HEALTHCARE GROUP, LLC, 201 SOLAR STREET, SYRACUSE, NY (https://www.google.com/maps/place/201%20SOLAR%20STREET,SYRACUSE,NY)	Graph	1	\$80,808.00	\$80,808.00	\$80,808.00	\$80,808.00
Totals	Graph	1	\$80,808.00	\$80,808.00	\$80,808.00	\$80,808.00

Employer Name/Worksite Address	Graph	Count	Mean Wage	Median Wage	Lowest Wage	Highest Wage
BANKERS HEALTHCARE GROUP, LLC, 201 SOLAR STREET, SYRACUSE, NY (https://www.google.com/maps/place/201%20SOLAR%20STREET,SYRACUSE,NY)	Graph	1	\$80,808.00	\$80,808.00	\$80,808.00	\$80,808.00
Totals	Graph	1	\$80,808.00	\$80,808.00	\$80,808.00	\$80,808.00

Latitude: 43.059008 Longitude: -75.277129

Employer Name/Worksite Address	Graph	Count	Mean Wage	Median Wage
LARSEN & TOUBRO INFOTECH LIMITED, UTICA NATIONAL INSURANCE, NEW HARTFORD, NY (https://www.google.com/maps/place/UTICA%20NATIONAL%20INSURANCE,NEW%20HARTFORD,NY)	Graph	2	\$105,000.00	\$105,000.00

Employer Name/Worksite Address	Graph	Count	Mean Wage	Media Wage
LARSEN & TOUBRO INFOTECH LIMITED, UTICA NATIONAL INSURANCE, 180 GENESEE STREET, NEW HARTFORD, NY (https://www.google.com/maps/place/UTICA%20NATIONAL%20INSURANCE,%20180%20GENESEE%20STREET,NEW%20HARTFORD,NY)	Graph	3	\$105,000.00	\$105,000
LARSEN & TOUBRO INFOTECH LIMITED, UTICA MUTUAL INSURANCE COMPANY, NEW HARTFORD, NY (https://www.google.com/maps/place/UTICA%20MUTUAL%20INSURANCE%20COMPANY,NEW%20HARTFORD,NY)	Graph	10	\$87,252.40	\$81,240.
Totals	Graph	15	\$93,168.27	\$87,324.

Latitude: 43.059364 Longitude: -76.13404

Employer Name/Employer Address	Graph	Count	Mean Wage	Median Wage	Lowest Wage	Highest Wage
INTERFAITH WORKS OF CENTRAL NEW YORK, INC., 1010 JAMES STREET, SYRACUSE, NY (https://www.google.com/maps/place/1010%20JAMES%20STREET,SYRACUSE,NY)	Graph	2	\$48,750.00	\$47,500.00	\$47,500.00	\$50,000.00
Totals	Graph	2	\$48,750.00	\$47,500.00	\$47,500.00	\$50,000.00

Employer Name/Worksite Address	Graph	Count	Mean Wage	Median Wage	Lowest Wage	Highest Wage
INTERFAITH WORKS OF CENTRAL NEW YORK, INC., 1010 JAMES STREET, SYRACUSE, NY (https://www.google.com/maps/place/1010%20JAMES%20STREET,SYRACUSE,NY)	Graph	2	\$48,750.00	\$47,500.00	\$47,500.00	\$50,000.00
Totals	Graph	2	\$48,750.00	\$47,500.00	\$47,500.00	\$50,000.00

Latitude: 43.059639 Longitude: -76.134872

Employer Name/Employer Address	Graph	Count	Mean Wage	Median Wage	Lowest Wage	Highest Wage
HARVEST HOUSE MARRIAGE AND FAMILY THERAPY, P.C., 526 OAK ST., SYRACUSE, NY (https://www.google.com/maps/place/526%20OAK%20ST.,SYRACUSE,NY)	Graph	1	\$45,760.00	\$45,760.00	\$45,760.00	\$45,760.00
Totals	Graph	1	\$45,760.00	\$45,760.00	\$45,760.00	\$45,760.00

Employer Name/Worksite Address	Graph	Count	Mean Wage	Median Wage	Lowest Wage	Highest Wage
HARVEST HOUSE MARRIAGE AND FAMILY THERAPY, P.C., 526 OAK ST., SYRACUSE, NY (https://www.google.com/maps/place/526%20OAK%20ST.,SYRACUSE,NY)	Graph	1	\$45,760.00	\$45,760.00	\$45,760.00	\$45,760.00
Totals	Graph	1	\$45,760.00	\$45,760.00	\$45,760.00	\$45,760.00

Latitude: 43.060273 Longitude: -76.132487

Employer Name/Worksite Address	Graph	Count	Mean Wage	Median Wage	Lowest Wage	Highest Wage
LIBERTY RESOURCES, INC., 1065 JAMES ST., SYRACUSE, NY (https://www.google.com/maps/place/1065%20JAMES%20ST.,SYRACUSE,NY)	Graph	1	\$41,000.00	\$41,000.00	\$41,000.00	\$41,000.00
Totals	Graph	1	\$41,000.00	\$41,000.00	\$41,000.00	\$41,000.00

Latitude: 43.06034 Longitude: -76.084784

Employer Name/Worksite Address	Graph	Count	Mean Wage	Median Wage	Lowest Wage	Highest Wage
BRISTOL-MYERS SQUIBB COMPANY, 6000 THOMPSON ROAD EAST, SYRACUSE, NY (https://www.google.com/maps/place/6000%20THOMPSON%20ROAD%20EAST,SYRACUSE,NY)	Graph	1	\$76,000.00	\$76,000.00	\$76,000.00	\$76,000.00
Totals	Graph	1	\$76,000.00	\$76,000.00	\$76,000.00	\$76,000.00

Latitude: 43.060985 Longitude: -77.642994

Employer Name/Worksite Address	Graph	Count	Mean Wage	Median Wage	Lowest Wage	Highest Wage
ARISTON TEK INC, 220 KENNTH DR, ROCHESTER, NY (https://www.google.com/maps/place/220%20KENNTH%20DR,ROCHESTER,NY)	Graph	1	\$85,000.00	\$85,000.00	\$85,000.00	\$85,000.00
ANTRA, INC., 220 KENNETH DR, ROCHESTER, NY (https://www.google.com/maps/place/220%20KENNETH%20DR,ROCHESTER,NY)	Graph	2	\$70,500.00	\$65,000.00	\$65,000.00	\$76,000.00
PAYCHEX, INC., 220 KENNETH DRIVE, HENRIETTA, NY (https://www.google.com/maps/place/220%20KENNETH%20DRIVE,HENRIETTA,NY)	Graph	3	\$85,848.74	\$85,546.23	\$72,000.00	\$100,000.00
AVANI TECHNOLOGY SOLUTIONS INC., 220 KENNETH DRIVE, ROCHESTER, NY (https://www.google.com/maps/place/220%20KENNETH%20DRIVE,ROCHESTER,NY)	Graph	4	\$57,266.25	\$51,355.00	\$51,355.00	\$75,000.00
Totals	Graph	10	\$71,261.12	\$72,000.00	\$51,355.00	\$100,000.00

Latitude: 43.061111 Longitude: -76.134924

Employer Name/Worksite Address	Graph	Count	Mean Wage	Median Wage	Lowest Wage	Highest Wage
INFOBIZ TECHNOLOGIES, INC., 770 JAMES STREET, SYRACUSE, NY (https://www.google.com/maps/place/770%20JAMES%20STREET,SYRACUSE,NY)	Graph	2	\$55,043.00	\$50,086.00	\$50,086.00	\$60,000.00
Totals	Graph	2	\$55,043.00	\$50,086.00	\$50,086.00	\$60,000.00

Latitude: 43.061377 Longitude: -75.364823

Employer Name/Employer Address	Graph	Count	Mean Wage	Median Wage	Lowest Wage	Highest Wage
INDIUM CORPORATION OF AMERICA, 34 ROBINSON ROAD, CLINTON, NY (https://www.google.com/maps/place/34%20ROBINSON%20ROAD,CLINTON,NY)	Graph	3	\$78,222.00	\$71,802.00	\$65,000.00	\$97,864.00
Totals	Graph	3	\$78,222.00	\$71,802.00	\$65,000.00	\$97,864.00

Employer Name/Worksite Address	Graph	Count	Mean Wage	Median Wage	Lowest Wage	Highest Wage
MICROEXCEL, INC, 34 ROBINSON ROAD, CLINTON, NY (https://www.google.com/maps/place/34%20ROBINSON%20ROAD,CLINTON,NY)	Graph	7	\$70,095.14	\$65,000.00	\$62,000.00	\$97,864.00
Totals	Graph	7	\$70,095.14	\$65,000.00	\$62,000.00	\$97,864.00

Latitude: 43.063904 Longitude: -77.109921

Employer Name/Worksite Address	Graph	Count	Mean Wage	Median Wage	Lowest Wage	Highest Wage
PHYSICAL AND OCCUPATIONAL THERAPY AND SPEECH LANGUAGE PATHOLOGY SERVIC, 100 SUNSET DR., NEWARK, NY (https://www.google.com/maps/place/100%20SUNSET%20DR.,NEWARK,NY)	Graph	1	\$70,720.00	\$70,720.00	\$70,720.00	\$70,720.00
Totals	Graph	1	\$70,720.00	\$70,720.00	\$70,720.00	\$70,720.00

Latitude: 43.064524 Longitude: -77.33398

Employer Name/Employer Address	Graph	Count	Mean Wage	Median Wage	Lowest Wage	Highest Wage
RANDO MACHINE CORPORATION, 1071 STATE HIGHWAY 31, MACEDON, NY (https://www.google.com/maps/place/1071%20STATE%20HIGHWAY%2031,MACEDON,NY)	Graph	1	\$66,560.00	\$66,560.00	\$66,560.00	\$66,560.00
Totals	Graph	1	\$66,560.00	\$66,560.00	\$66,560.00	\$66,560.00

Employer Name/Worksite Address	Graph	Count	Mean Wage	Median Wage	Lowest Wage	Highest Wage
RANDO MACHINE CORPORATION, 1071 STATE HIGHWAY 31, MACEDON, NY (https://www.google.com/maps/place/1071%20STATE%20HIGHWAY%2031,MACEDON,NY)	Graph	1	\$66,560.00	\$66,560.00	\$66,560.00	\$66,560.00

Employer Name/Worksite Address	Graph	Count	Mean Wage	Median Wage	Lowest Wage	Highest Wage
Totals	Graph	1	\$66,560.00	\$66,560.00	\$66,560.00	\$66,560.00

Latitude: 43.065607 Longitude: -77.6719

Employer Name/Worksite Address	Graph	Count	Mean Wage	Median Wage	Lowest Wage	Highest Wage
FURTHER ENTERPRISE SOLUTIONS LLC, 1275 JOHN STREET, SUITE 100, WEST HENRIETTA, NY (https://www.google.com/maps/place/1275%20JOHN%20STREET,%20SUITE%20100,WEST%20HENRIETTA,NY)	Graph	1	\$66,082.00	\$66,082.00	\$66,082.00	\$66,082.00
LANCESOFT, INC., 1275 JOHN ST, WEST HENRIETTA, NY (https://www.google.com/maps/place/1275%20JOHN%20ST,WEST%20HENRIETTA,NY)	Graph	1	\$66,500.00	\$66,500.00	\$66,500.00	\$66,500.00
Totals	Graph	2	\$66,291.00	\$66,082.00	\$66,082.00	\$66,500.00

Latitude: 43.066565 Longitude: -77.668377

Employer Name/Worksite Address	Graph	Count	Mean Wage	Median Wage	Lowest Wage	Highest Wage
ALSTOM SIGNALING INC., 1025 JOHN STREET, WEST HENRIETTA, NY (https://www.google.com/maps/place/1025%20JOHN%20STREET,WEST%20HENRIETTA,NY)	Graph	1	\$84,614.40	\$84,614.40	\$84,614.40	\$84,614.40
Totals	Graph	1	\$84,614.40	\$84,614.40	\$84,614.40	\$84,614.40

Employer Name/Worksite Address	Graph	Count	Mean Wage	Median Wage	Lowest Wage	Highest Wage
ACCENTURE LLP, 1025 JOHN STREET, W HENRIETTA, NY (https://www.google.com/maps/place/1025%20JOHN%20STREET,W%20HENRIETTA,NY)	Graph	1	\$66,560.00	\$66,560.00	\$66,560.00	\$66,560.00
ACCENTURE LLP, 1025 JOHN STREET, WEST HENRIETTA, NY (https://www.google.com/maps/place/1025%20JOHN%20STREET,WEST%20HENRIETTA,NY)	Graph	4	\$76,741.10	\$78,300.00	\$65,750.00	\$84,614.40
Totals	Graph	5	\$74,704.88	\$78,300.00	\$65,750.00	\$84,614.40

Latitude: 43.067602 Longitude: -77.542157

Employer Name/Worksite Address	Graph	Count	Mean Wage	Median Wage	Lowest Wage	Highest Wage
KAPLAN, INC., 5 WILLOUGHBY PLACE, PITTSFORD, NY (https://www.google.com/maps/place/5%20WILLOUGHBY%20PLACE,PITTSFORD,NY)	Graph	1	\$234,025.00	\$234,025.00	\$234,025.00	\$234,025.00
Totals	Graph	1	\$234,025.00	\$234,025.00	\$234,025.00	\$234,025.00

Latitude: 43.068601 Longitude: -76.112832

Employer Name/Worksite Address	Graph	Count	Mean Wage	Median Wage	Lowest Wage	Highest Wage
NTT DATA SERVICES, LLC, 2425 JAMES ST., SYRACUSE, NY (https://www.google.com/maps/place/2425%20JAMES%20ST.,SYRACUSE,NY)	Graph	1	\$94,536.00	\$94,536.00	\$94,536.00	\$94,536.00
NTT DATA SERVICES, LLC, 2425 JAMES STREET, SYRACUSE, NY (https://www.google.com/maps/place/2425%20JAMES%20STREET,SYRACUSE,NY)	Graph	2	\$84,853.50	\$75,171.00	\$75,171.00	\$94,536.00
Totals	Graph	3	\$88,081.00	\$94,536.00	\$75,171.00	\$94,536.00

Latitude: 43.069426 Longitude: -77.684529

Employer Name/Worksite Address	Graph	Count	Mean Wage	Median Wage	Lowest Wage	Highest Wage
OVITZ CORPORATION, 150 LUCIUS GORDON DRIVE, SUITE 123, WEST HENRIETTA, NY (https://www.google.com/maps/place/150%20LUCIUS%20GORDON%20DRIVE,%20SUITE%20123,WEST%20HENRIETTA,NY)	Graph	1	\$58,240.00	\$58,240.00	\$58,240.00	\$58,240.00
Totals	Graph	1	\$58,240.00	\$58,240.00	\$58,240.00	\$58,240.00

Employer Name/Worksite Address	Graph	Count	Mean Wage	Median Wage	Lowest Wage
OVITZ CORPORATION, 150 LUCIUS GORDON DRIVE, SUITE 123, WEST HENRIETTA, NY (https://www.google.com/maps/place/150%20LUCIUS%20GORDON%20DRIVE,%20SUITE%20123,WEST%20HENRIETTA,NY)	Graph	1	\$58,240.00	\$58,240.00	\$58,240.00
Totals	Graph	1	\$58,240.00	\$58,240.00	\$58,240.00

Latitude: 43.070533 Longitude: -77.229616

Employer Name/Worksite Address	Graph	Count	Mean Wage	Median Wage	Lowest Wage	Highest Wage
ENPRO ASSOCIATES, LLC, 1666 DIVISION STREET, PALMYRA, NY (https://www.google.com/maps/place/1666%20DIVISION%20STREET,PALMYRA,NY)	Graph	2	\$82,286.50	\$80,000.00	\$80,000.00	\$84,573.00
Totals	Graph	2	\$82,286.50	\$80,000.00	\$80,000.00	\$84,573.00

Latitude: 43.070793 Longitude: -73.740797

Employer Name/Worksite Address	Graph	Count	Mean Wage	Median Wage	Lowest Wage	Highest Wage
PROSOFT IT SERVICES, INC, 321 BROAD WAYS, SARATOGA SPRINGS, NY (https://www.google.com/maps/place/321%20BROAD%20WAYS,SARATOGA%20SPRINGS,NY)	Graph	1	\$75,000.00	\$75,000.00	\$75,000.00	\$75,000.00
SKIDMORE COLLEGE, 815 N. BROADWAY, SARATOGA SPRINGS, NY (https://www.google.com/maps/place/815%20N.%20BROADWAY,SARATOGA%20SPRINGS,NY)	Graph	5	\$72,568.68	\$56,118.40	\$54,635.00	\$100,000.00
Totals	Graph	6	\$72,973.90	\$56,118.40	\$54,635.00	\$100,000.00

Latitude: 43.070818 Longitude: -76.173659

Employer Name/Worksite Address	Graph	Count	Mean Wage	Median Wage	Lowest Wage	Highest Wage
PPF SYRACUSE INC., 9090 DESTINY USA DR., SUITE D204, SYRACUSE, NY (https://www.google.com/maps/place/9090%20DESTINY%20USA%20DR.,%20SUITE%20D204,SYRACUSE,NY)	Graph	1	\$45,000.00	\$45,000.00	\$45,000.00	\$45,000.00
Totals	Graph	1	\$45,000.00	\$45,000.00	\$45,000.00	\$45,000.00

Latitude: 43.071256 Longitude: -77.670752

Employer Name/Worksite Address	Graph	Count	Mean Wage	Median Wage	Lowest Wage	Highest Wage
FORTEQ NORTH AMERICA, INC., 150 PARK CENTRE DRIVE, WEST HENRIETTA, NY (https://www.google.com/maps/place/150%20PARK%20CENTRE%20DRIVE,WEST%20HENRIETTA,NY)	Graph	1	\$61,714.00	\$61,714.00	\$61,714.00	\$61,714.00
Totals	Graph	1	\$61,714.00	\$61,714.00	\$61,714.00	\$61,714.00

Employer Name/Worksite Address	Graph	Count	Mean Wage	Median Wage	Lowest Wage	Highest Wage
FORTEQ NORTH AMERICA, INC., 150 PARK CENTRE DRIVE, WEST HENRIETTA, NY (https://www.google.com/maps/place/150%20PARK%20CENTRE%20DRIVE,WEST%20HENRIETTA,NY)	Graph	1	\$61,714.00	\$61,714.00	\$61,714.00	\$61,714.00
Totals	Graph	1	\$61,714.00	\$61,714.00	\$61,714.00	\$61,714.00

Latitude: 43.073535 Longitude: -78.930586

Employer Name/Worksite Address	Graph	Count	Mean Wage	Median Wage	Lowest Wage	Highest Wage
LED LINEAR USA INC, 2186 LIBERTY DRIVE, NIAGARA FALLS, NY (https://www.google.com/maps/place/2186%20LIBERTY%20DRIVE,NIAGARA%20FALLS,NY)	Graph	1	\$240,000.00	\$240,000.00	\$240,000.00	\$240,000.00
Totals	Graph	1	\$240,000.00	\$240,000.00	\$240,000.00	\$240,000.00

Employer Name/Worksite Address	Graph	Count	Mean Wage	Median Wage	Lowest Wage	Highest Wage
LED LINEAR USA INC, 2186 LIBERTY DRIVE, NIAGARA FALLS, NY (https://www.google.com/maps/place/2186%20LIBERTY%20DRIVE,NIAGARA%20FALLS,NY)	Graph	1	\$240,000.00	\$240,000.00	\$240,000.00	\$240,000.00
Totals	Graph	1	\$240,000.00	\$240,000.00	\$240,000.00	\$240,000.00

Latitude: 43.073623 Longitude: -77.662308

Employer Name/Worksite Address	Graph	Count	Mean Wage	Median Wage	Lowest Wage	Highest Wage
EMA DESIGN AUTOMATION, INC., 225 TECH PARK DRIVE, ROCHESTER, NY (https://www.google.com/maps/place/225%20TECH%20PARK%20DRIVE,ROCHESTER,NY)	Graph	1	\$58,344.00	\$58,344.00	\$58,344.00	\$58,344.00
Totals	Graph	1	\$58,344.00	\$58,344.00	\$58,344.00	\$58,344.00

Employer Name/Worksite Address	Graph	Count	Mean Wage	Median Wage	Lowest Wage	Highest Wage
EMA DESIGN AUTOMATION, INC., 225 TECH PARK DRIVE, ROCHESTER, NY (https://www.google.com/maps/place/225%20TECH%20PARK%20DRIVE,ROCHESTER,NY)	Graph	1	\$58,344.00	\$58,344.00	\$58,344.00	\$58,344.00
Totals	Graph	1	\$58,344.00	\$58,344.00	\$58,344.00	\$58,344.00

Latitude: 43.073633 Longitude: -78.836416

Employer Name/Worksite Address	Graph	Count	Mean Wage	Median Wage	Lowest Wage
STATE UNIVERSITY OF NEW YORK AT BUFFALO, STATE UNIVERSITY OF NEW YORK AT BUFFALO, BUFFALO, NY (https://www.google.com/maps/place/STATE%20UNIVERSITY%20OF%20NEW%20YORK%20AT%20BUFFALO,BUFFALO,NY)	Graph	1	\$47,678.00	\$47,678.00	\$47,678.0
Totals	Graph	1	\$47,678.00	\$47,678.00	\$47,678.0

Latitude: 43.073656 Longitude: -77.544855

Employer Name/Worksite Address	Graph	Count	Mean Wage	Median Wage	Lowest Wage	Highest Wage
VMWARE, INC., 47 CAVERSHAM WOODS, PITTSFORD, NY (https://www.google.com/maps/place/47%20CAVERSHAM%20WOODS,PITTSFORD,NY)	Graph	1	\$157,500.00	\$157,500.00	\$157,500.00	\$157,500.00
Totals	Graph	1	\$157,500.00	\$157,500.00	\$157,500.00	\$157,500.00

Latitude: 43.074579 Longitude: -77.663122

Employer Name/Worksite Address	Graph	Count	Mean Wage	Median Wage	Lowest Wage	Highest Wage
WESCOM SOLUTIONS, CORP., 125 TECH PARK DRIVE, ROCHESTER, NY (https://www.google.com/maps/place/125%20TECH%20PARK%20DRIVE,ROCHESTER,NY)	Graph	2	\$90,000.00	\$90,000.00	\$90,000.00	\$90,000.00
Totals	Graph	2	\$90,000.00	\$90,000.00	\$90,000.00	\$90,000.00

Latitude: 43.07568 Longitude: -76.089037

Employer Name/Worksite Address	Graph	Count	Mean Wage	Median Wage	Lowest Wage	Highest Wage
US TECHNOLOGIES CORPORATION, 6304 THOMPSON RD, SYRACUSE, NY (https://www.google.com/maps/place/6304%20THOMPSON%20RD,SYRACUSE,NY)	Graph	1	\$80,000.00	\$80,000.00	\$80,000.00	\$80,000.00
Totals	Graph	1	\$80,000.00	\$80,000.00	\$80,000.00	\$80,000.00

Latitude: 43.075921 Longitude: -77.626466

Employer Name/Worksite Address	Graph	Count	Mean Wage	Median Wage	Lowest Wage	Highest Wage
ASPEN DENTAL OF ROCHESTER PLLC, 1000 HYLAN DRIVE, HENRIETTA, NY (https://www.google.com/maps/place/1000%20HYLAN%20DRIVE,HENRIETTA,NY)	Graph	2	\$130,000.00	\$130,000.00	\$130,000.00	\$130,000.00
Totals	Graph	2	\$130,000.00	\$130,000.00	\$130,000.00	\$130,000.00

Latitude: 43.076591 Longitude: -76.060792

Employer Name/Worksite Address	Graph	Count	Mean Wage	Median Wage	Lowest Wage	Highest Wage
DELOITTE CONSULTING LLP, 6650 KIRKVILLE ROAD, EAST SYRACUSE, NY (https://www.google.com/maps/place/6650%20KIRKVILLE%20ROAD,EAST%20SYRACUSE,NY)	Graph	16	\$85,312.50	\$83,000.00	\$83,000.00	\$120,000.00
Totals	Graph	16	\$85,312.50	\$83,000.00	\$83,000.00	\$120,000.00

Latitude: 43.076714 Longitude: -76.061066

Employer Name/Worksite Address	Graph	Count	Mean Wage	Median Wage	Lowest Wage	Highest Wage
ANAREN MICROWAVE, INC., 6635 KIRKVILLE ROAD, EAST SYRACUSE, NY (https://www.google.com/maps/place/6635%20KIRKVILLE%20ROAD,EAST%20SYRACUSE,NY)	Graph	1	\$80,000.00	\$80,000.00	\$80,000.00	\$80,000.00
Totals	Graph	1	\$80,000.00	\$80,000.00	\$80,000.00	\$80,000.00

Latitude: 43.077723 Longitude: -73.782498

Employer Name/Worksite Address	Graph	Count	Mean Wage	Median Wage	Lowest Wage	Highest Wage
STATE UNIVERSITY OF NEW YORK EMPIRE STATE COLLEGE, 2 UNION AVE., SARATOGA SPRINGS, NY (https://www.google.com/maps/place/2%20UNION%20AVE.,SARATOGA%20SPRINGS,NY)	Graph	1	\$80,346.00	\$80,346.00	\$80,346.00	\$80,346.00
Totals	Graph	1	\$80,346.00	\$80,346.00	\$80,346.00	\$80,346.00

Employer Name/Worksite Address	Graph	Count	Mean Wage	Median Wage	Lowest Wage	Highest Wage
STATE UNIVERSITY OF NEW YORK EMPIRE STATE COLLEGE, 2 UNION AVE., SARATOGA SPRINGS, NY (https://www.google.com/maps/place/2%20UNION%20AVE.,SARATOGA%20SPRINGS,NY)	Graph	1	\$80,346.00	\$80,346.00	\$80,346.00	\$80,346.00
Totals	Graph	1	\$80,346.00	\$80,346.00	\$80,346.00	\$80,346.00

Latitude: 43.078717 Longitude: -73.786113

Employer Name/Worksite Address	Graph	Count	Mean Wage	Median Wage	Lowest Wage	Highest Wage
ECLOUD LABS INC, 321 BROADWAY, SARAGOTA, NY (https://www.google.com/maps/place/321%20BROADWAY,SARAGOTA,NY)	Graph	1	\$61,000.00	\$61,000.00	\$61,000.00	\$61,000.00
EXPERIS US, INC., 321 BROADWAY,, SARATOGA, NY (https://www.google.com/maps/place/321%20BROADWAY,,SARATOGA,NY)	Graph	1	\$75,795.20	\$75,795.20	\$75,795.20	\$75,795.20
SIRI INFOSOLUTIONS INC., 321 BROADWAY, SARATOGA SPRINGS, NY (https://www.google.com/maps/place/321%20BROADWAY,SARATOGA%20SPRINGS,NY)	Graph	19	\$68,495.42	\$65,541.00	\$60,000.00	\$91,000.00
Totals	Graph	21	\$68,486.10	\$65,541.00	\$60,000.00	\$91,000.00

Latitude: 43.078769 Longitude: -76.145228

Employer Name/Worksite Address	Graph	Count	Mean Wage	Median Wage	Lowest Wage	Highest Wage
COOPER CROUSE-HINDS, LLC, WOLF & 7TH NORTH STREET, SYRACUSE, NY (https://www.google.com/maps/place/WOLF%20%26%207TH%20NORTH%20STREET,SYRACUSE,NY)	Graph	1	\$93,018.00	\$93,018.00	\$93,018.00	\$93,018.00

Employer Name/Worksite Address	Graph	Count	Mean Wage	Median Wage	Lowest Wage	Highest Wage
L&T TECHNOLOGY SERVICES LIMITED, EATON'S CROUSE-HINDS BUSINESS, SYRACUSE, NY (https://www.google.com/maps/place/EATON'S%20CROUSE-HINDS%20BUSINESS,SYRACUSE,NY)	Graph	1	\$64,000.00	\$64,000.00	\$64,000.00	\$64,000.00
Totals	Graph	2	\$78,509.00	\$64,000.00	\$64,000.00	\$93,018.00

Latitude: 43.079868 Longitude: -75.274503

Employer Name/Worksite Address	Graph	Count	Mean Wage	Median Wage	Lowest Wage	Highest Wage
GRANDISON MANAGEMENT, INC., 2535 GENESEE STREET, UTICA, NY (https://www.google.com/maps/place/2535%20GENESEE%20STREET,UTICA,NY)	Graph	10	\$54,704.00	\$54,704.00	\$54,704.00	\$54,704.00
Totals	Graph	10	\$54,704.00	\$54,704.00	\$54,704.00	\$54,704.00

Latitude: 43.080878 Longitude: -73.78866

Employer Name/Employer Address	Graph	Count	Mean Wage	Median Wage	Lowest Wage	Highest Wage
PRIME GROUP HOLDINGS LLC, 85 RAILROAD PLACE, SARATOGA SPRINGS, NY (https://www.google.com/maps/place/85%20RAILROAD%20PLACE,SARATOGA%20SPRINGS,NY)	Graph	1	\$110,500.00	\$110,500.00	\$110,500.00	\$110,500.00
Totals	Graph	1	\$110,500.00	\$110,500.00	\$110,500.00	\$110,500.00

Employer Name/Worksite Address	Graph	Count	Mean Wage	Median Wage	Lowest Wage	Highest Wage
PRIME GROUP HOLDINGS LLC, 85 RAILROAD PLACE, SARATOGA SPRINGS, NY (https://www.google.com/maps/place/85%20RAILROAD%20PLACE,SARATOGA%20SPRINGS,NY)	Graph	1	\$110,500.00	\$110,500.00	\$110,500.00	\$110,500.00
Totals	Graph	1	\$110,500.00	\$110,500.00	\$110,500.00	\$110,500.00

Latitude: 43.080987 Longitude: -77.652494

Employer Name/Employer Address	Graph	Count	Mean Wage	Median Wage	Lowest Wage	Highest Wage
NAVITAR, INC., 200 COMMERCE DR., ROCHESTER, NY (https://www.google.com/maps/place/200%20COMMERCE%20DR.,ROCHESTER,NY)	Graph	1	\$70,533.00	\$70,533.00	\$70,533.00	\$70,533.00
Totals	Graph	1	\$70,533.00	\$70,533.00	\$70,533.00	\$70,533.00

Employer Name/Worksite Address	Graph	Count	Mean Wage	Median Wage	Lowest Wage	Highest Wage
NAVITAR, INC., 200 COMMERCE DRIVE, ROCHESTER, NY (https://www.google.com/maps/place/200%20COMMERCE%20DRIVE,ROCHESTER,NY)	Graph	1	\$70,533.00	\$70,533.00	\$70,533.00	\$70,533.00
Totals	Graph	1	\$70,533.00	\$70,533.00	\$70,533.00	\$70,533.00

Latitude: 43.08134 Longitude: -75.296095

Employer Name/Worksite Address	Graph	Count	Mean Wage	Median Wage	Lowest Wage	Highest Wage
NEOTECRA INC., 221 OLD CAMPION ROAD, NEW HARTFORD, NY (https://www.google.com/maps/place/221%20OLD%20CAMPION%20ROAD,NEW%20HARTFORD,NY)	Graph	1	\$53,768.00	\$53,768.00	\$53,768.00	\$53,768.00
Totals	Graph	1	\$53,768.00	\$53,768.00	\$53,768.00	\$53,768.00

Latitude: 43.08181 Longitude: -73.787529

Employer Name/Employer Address	Graph	Count	Mean Wage	Median Wage	Lowest Wage	Highest Wage
--------------------------------	-------	-------	-----------	-------------	-------------	--------------

Employer Name/Employer Address	Graph	Count	Mean Wage	Median Wage	Lowest Wage	Highest Wage
STAT STAFF PROFESSIONALS, INC., 18 DIVISION ST., SARATOGA SPRINGS, NY (https://www.google.com/maps/place/18%20DIVISION%20ST.,SARATOGA%20SPRINGS,NY)	Graph	2	\$49,774.00	\$49,774.00	\$49,774.00	\$49,774.00
Totals	Graph	2	\$49,774.00	\$49,774.00	\$49,774.00	\$49,774.00

Employer Name/Worksite Address	Graph	Count	Mean Wage	Median Wage	Lowest Wage	Highest Wage
STAT STAFF PROFESSIONALS, INC., 18 DIVISION ST., SARATOGA SPRINGS, NY (https://www.google.com/maps/place/18%20DIVISION%20ST.,SARATOGA%20SPRINGS,NY)	Graph	2	\$49,774.00	\$49,774.00	\$49,774.00	\$49,774.00
Totals	Graph	2	\$49,774.00	\$49,774.00	\$49,774.00	\$49,774.00

Latitude: 43.081824 Longitude: -75.710873

Employer Name/Employer Address	Graph	Count	Mean Wage	Median Wage	Lowest Wage	Highest Wage
DIEMOLDING CORPORATION, 100 DONALD HICKS DEW DRIVE, WAMPSVILLE, NY (https://www.google.com/maps/place/100%20DONALD%20HICKS%20DEW%20DRIVE,WAMPSVILLE,NY)	Graph	1	\$60,000.00	\$60,000.00	\$60,000.00	\$60,000.00
Totals	Graph	1	\$60,000.00	\$60,000.00	\$60,000.00	\$60,000.00

Employer Name/Worksite Address	Graph	Count	Mean Wage	Median Wage	Lowest Wage	Highest Wage
DIEMOLDING CORPORATION, 100 DONALD HICKS DEW DRIVE, WAMPSVILLE, NY (https://www.google.com/maps/place/100%20DONALD%20HICKS%20DEW%20DRIVE,WAMPSVILLE,NY)	Graph	1	\$60,000.00	\$60,000.00	\$60,000.00	\$60,000.00
Totals	Graph	1	\$60,000.00	\$60,000.00	\$60,000.00	\$60,000.00

Latitude: 43.082283 Longitude: -76.175478

Employer Name/Employer Address	Graph	Count	Mean Wage	Median Wage	Lowest Wage	Highest Wage
TRC ENGINEERS, LLC, 215 GREENFIELD PARKWAY, LIVERPOOL, NY (https://www.google.com/maps/place/215%20GREENFIELD%20PARKWAY,LIVERPOOL,NY)	Graph	1	\$70,491.00	\$70,491.00	\$70,491.00	\$70,491.00
Totals	Graph	1	\$70,491.00	\$70,491.00	\$70,491.00	\$70,491.00

Employer Name/Worksite Address	Graph	Count	Mean Wage	Median Wage	Lowest Wage	Highest Wage
TRC ENGINEERS, LLC, 215 GREENFIELD PARKWAY, LIVERPOOL, NY (https://www.google.com/maps/place/215%20GREENFIELD%20PARKWAY,LIVERPOOL,NY)	Graph	1	\$70,491.00	\$70,491.00	\$70,491.00	\$70,491.00
Totals	Graph	1	\$70,491.00	\$70,491.00	\$70,491.00	\$70,491.00

Latitude: 43.083085 Longitude: -73.787108

Employer Name/Employer Address	Graph	Count	Mean Wage	Median Wage	Lowest Wage	Highest Wage
INFORMZ, INC., 19 RAILROAD PLACE, SARATOGA SPRINGS, NY (https://www.google.com/maps/place/19%20RAILROAD%20PLACE,SARATOGA%20SPRINGS,NY)	Graph	1	\$57,500.00	\$57,500.00	\$57,500.00	\$57,500.00
Totals	Graph	1	\$57,500.00	\$57,500.00	\$57,500.00	\$57,500.00



Employer Name/Worksite Address	Graph	Count	Mean Wage	Median Wage	Lowest Wage	Highest Wage
INFORMZ, INC., 19 RAILROAD PLACE, SARATOGA SPRINGS, NY (https://www.google.com/maps/place/19%20RAILROAD%20PLACE,SARATOGA%20SPRINGS,NY)	Graph	1	\$57,500.00	\$57,500.00	\$57,500.00	\$57,500.00
Totals	Graph	1	\$57,500.00	\$57,500.00	\$57,500.00	\$57,500.00




Latitude: 43.083149 Longitude: -75.329612

Employer Name/Employer Address	Graph	Count	Mean Wage	Median Wage	Lowest Wage	Highest Wage
SITE-SEEKER, INC., 8369 SENECA TURNPIKE, NEW HARTFORD, NY (https://www.google.com/maps/place/8369%20SENECA%20TURNPIKE,NEW%20HARTFORD,NY)		1	\$60,000.00	\$60,000.00	\$60,000.00	\$60,000.00
Totals		1	\$60,000.00	\$60,000.00	\$60,000.00	\$60,000.00


Employer Name/Worksite Address	Graph	Count	Mean Wage	Median Wage	Lowest Wage	Highest Wage
SITE-SEEKER, INC., 8369 SENECA TURNPIKE, NEW HARTFORD, NY (https://www.google.com/maps/place/8369%20SENECA%20TURNPIKE,NEW%20HARTFORD,NY)		1	\$60,000.00	\$60,000.00	\$60,000.00	\$60,000.00
Totals		1	\$60,000.00	\$60,000.00	\$60,000.00	\$60,000.00

Latitude: 43.083455 Longitude: -75.267391




Employer Name/Employer Address	Graph	Count	Mean Wage	Median Wage	Lowest Wage	Highest Wage
ST. ELIZABETH MEDICAL CENTER, 2209 GENESEE ST., UTICA, NY (https://www.google.com/maps/place/2209%20GENESEE%20ST.,UTICA,NY)		1	\$260,000.00	\$260,000.00	\$260,000.00	\$260,000.00
Totals		1	\$260,000.00	\$260,000.00	\$260,000.00	\$260,000.00


Employer Name/Worksite Address	Graph	Count	Mean Wage	Median Wage	Lowest Wage	Highest Wage
EXIGENCE MEDICAL SERVICES OF NEW YORK, PLLC, 2209 GENESEE STREET, UTICA, NY (https://www.google.com/maps/place/2209%20GENESEE%20STREET,UTICA,NY)		1	\$65,000.00	\$65,000.00	\$65,000.00	\$65,000.00
ST. ELIZABETH MEDICAL CENTER, 2209 GENESEE ST., UTICA, NY (https://www.google.com/maps/place/2209%20GENESEE%20ST.,UTICA,NY)		1	\$260,000.00	\$260,000.00	\$260,000.00	\$260,000.00
Totals		2	\$162,500.00	\$65,000.00	\$65,000.00	\$260,000.00

Latitude: 43.084319 Longitude: -76.074343

Employer Name/Worksite Address	Graph	Count	Mean Wage	Median Wage	Lowest Wage	Highest Wage
NTT DATA SERVICES, LLC, 206 DEERFIELD ROAD, EAST SYRACUSE, NY (https://www.google.com/maps/place/206%20DEERFIELD%20ROAD,EAST%20SYRACUSE,NY)		1	\$88,795.00	\$88,795.00	\$88,795.00	\$88,795.00
Totals		1	\$88,795.00	\$88,795.00	\$88,795.00	\$88,795.00

Latitude: 43.084444 Longitude: -77.544217

Employer Name/Employer Address	Graph	Count	Mean Wage	Median Wage	Lowest Wage	Highest Wage
ADVANTAGE METALWORK & FINISHING LLC, 190 OFFICE PARK WAY, PITTSFORD, NY (https://www.google.com/maps/place/190%20OFFICE%20PARK%20WAY,PITTSFORD,NY)		1	\$70,000.00	\$70,000.00	\$70,000.00	\$70,000.00
GREENEBAUM, SAIGER & KASDIN PC, 190 OFFICE PARK WAY, PITTSFORD, NY (https://www.google.com/maps/place/190%20OFFICE%20PARK%20WAY,PITTSFORD,NY)		1	\$50,000.00	\$50,000.00	\$50,000.00	\$50,000.00
Totals		2	\$60,000.00	\$50,000.00	\$50,000.00	\$70,000.00

Employer Name/Worksite Address	Graph	Count	Mean Wage	Median Wage	Lowest Wage	Highest Wage
GREENEBAUM, SAIGER & KASDIN PC, 190 OFFICE PARK WAY, PITTSFORD, NY (https://www.google.com/maps/place/190%20OFFICE%20PARK%20WAY,PITTSFORD,NY)		1	\$50,000.00	\$50,000.00	\$50,000.00	\$50,000.00
Totals		1	\$50,000.00	\$50,000.00	\$50,000.00	\$50,000.00

Latitude: 43.084959 Longitude: -76.990019

Employer Name/Worksite Address	Graph	Count	Mean Wage	Median Wage	Lowest Wage	Highest Wage
SELECT REHABILITATION, LLC, WAYNE COUNTY NURSING HOME, LYONS, NY (https://www.google.com/maps/place/WAYNE%20COUNTY%20NURSING%20HOME,LYONS,NY)	Graph	1	\$62,400.00	\$62,400.00	\$62,400.00	\$62,400.00
Totals	Graph	1	\$62,400.00	\$62,400.00	\$62,400.00	\$62,400.00

Latitude: 43.085071 Longitude: -76.248627

Employer Name/Worksite Address	Graph	Count	Mean Wage	Median Wage	Lowest Wage	Highest Wage
L&T TECHNOLOGY SERVICES LIMITED, LEGRAND/PASS & SEYMOUR, SYRACUSE, NY (https://www.google.com/maps/place/LEGRAND/PASS%20%26%20SEYMOUR,SYRACUSE,NY)	Graph	1	\$64,000.00	\$64,000.00	\$64,000.00	\$64,000.00
Totals	Graph	1	\$64,000.00	\$64,000.00	\$64,000.00	\$64,000.00

Latitude: 43.085556 Longitude: -79.057804

Employer Name/Employer Address	Graph	Count	Mean Wage	Median Wage	Lowest Wage	Highest Wage
SENECA GAMING CORPORATION, 310 4TH STREET, NIAGARA FALLS, NY (https://www.google.com/maps/place/310%204TH%20STREET,NIAGARA%20FALLS,NY)	Graph	1	\$156,665.00	\$156,665.00	\$156,665.00	\$156,665.00
Totals	Graph	1	\$156,665.00	\$156,665.00	\$156,665.00	\$156,665.00

Employer Name/Worksite Address	Graph	Count	Mean Wage	Median Wage	Lowest Wage	Highest Wage
SENECA GAMING CORPORATION, 310 4TH STREET, NIAGARA FALLS, NY (https://www.google.com/maps/place/310%204TH%20STREET,NIAGARA%20FALLS,NY)	Graph	1	\$156,665.00	\$156,665.00	\$156,665.00	\$156,665.00
Totals	Graph	1	\$156,665.00	\$156,665.00	\$156,665.00	\$156,665.00

Latitude: 43.086707 Longitude: -76.058537

Employer Name/Employer Address	Graph	Count	Mean Wage	Median Wage	Lowest Wage	Highest Wage
INFICON, INC., TWO TECHNOLOGY PLACE, EAST SYRACUSE, NY (https://www.google.com/maps/place/TWO%20TECHNOLOGY%20PLACE,EAST%20SYRACUSE,NY)	Graph	1	\$78,957.00	\$78,957.00	\$78,957.00	\$78,957.00
Totals	Graph	1	\$78,957.00	\$78,957.00	\$78,957.00	\$78,957.00

Employer Name/Worksite Address	Graph	Count	Mean Wage	Median Wage	Lowest Wage	Highest Wage
INFICON, INC., TWO TECHNOLOGY PLACE, EAST SYRACUSE, NY (https://www.google.com/maps/place/TWO%20TECHNOLOGY%20PLACE,EAST%20SYRACUSE,NY)	Graph	1	\$78,957.00	\$78,957.00	\$78,957.00	\$78,957.00
Totals	Graph	1	\$78,957.00	\$78,957.00	\$78,957.00	\$78,957.00

Latitude: 43.08696 Longitude: -77.585886

Employer Name/Employer Address	Graph	Count	Mean Wage	Median Wage	Lowest Wage	Highest Wage
CALERO SOFTWARE LLC., 1565 JEFFERSON RD., ROCHESTER, NY (https://www.google.com/maps/place/1565%20JEFFERSON%20RD.,ROCHESTER,NY)	Graph	1	\$62,400.00	\$62,400.00	\$62,400.00	\$62,400.00
Totals	Graph	1	\$62,400.00	\$62,400.00	\$62,400.00	\$62,400.00

Employer Name/Worksite Address	Graph	Count	Mean Wage	Median Wage	Lowest Wage	Highest Wage
CALERO SOFTWARE LLC., 1565 JEFFERSON ROAD, ROCHESTER, NY (https://www.google.com/maps/place/1565%20JEFFERSON%20ROAD,ROCHESTER,NY)	Graph	1	\$62,400.00	\$62,400.00	\$62,400.00	\$62,400.00

Employer Name/Worksite Address	Graph	Count	Mean Wage	Median Wage	Lowest Wage	Highest Wage
NS IT SOLUTIONS LLC, 1565 JEFFERSON RD # 320, ROCHESTER, NY (https://www.google.com/maps/place/1565%20JEFFERSON%20RD%20#%20320,ROCHESTER,NY)	Graph	2	\$60,000.00	\$60,000.00	\$60,000.00	\$60,000.00
Totals	Graph	3	\$60,800.00	\$60,000.00	\$60,000.00	\$62,400.00

Latitude: 43.087053 Longitude: -77.622704

Employer Name/Worksite Address	Graph	Count	Mean Wage	Median Wage	Lowest Wage	Highest Wage
TECHNO PRO SOLUTIONS, INC., 755 JEFFERSON ROAD, ROCHESTER, NY (https://www.google.com/maps/place/755%20JEFFERSON%20ROAD,ROCHESTER,NY)	Graph	1	\$69,555.00	\$69,555.00	\$69,555.00	\$69,555.00
Totals	Graph	1	\$69,555.00	\$69,555.00	\$69,555.00	\$69,555.00

Latitude: 43.087082 Longitude: -77.600554

Employer Name/Worksite Address	Graph	Count	Mean Wage	Median Wage	Lowest Wage	Highest Wage
FRONTIER COMMUNICATIONS CORPORATION, 1225 JEFFERSON ROAD, ROCHESTER, NY (https://www.google.com/maps/place/1225%20JEFFERSON%20ROAD,ROCHESTER,NY)	Graph	1	\$90,000.00	\$90,000.00	\$90,000.00	\$90,000.00
TRBHI INC., 1225 JEFFERSON RD, ROCHESTER, NY (https://www.google.com/maps/place/1225%20JEFFERSON%20RD,ROCHESTER,NY)	Graph	1	\$100,000.00	\$100,000.00	\$100,000.00	\$100,000.00
Totals	Graph	2	\$95,000.00	\$90,000.00	\$90,000.00	\$100,000.00

Latitude: 43.087127 Longitude: -77.59624

Employer Name/Worksite Address	Graph	Count	Mean Wage	Median Wage	Lowest Wage	Highest Wage
WESTERN NEW YORK DENTAL GROUP, 1300 JEFFERSON ROAD, STE. 300, ROCHESTER, NY (https://www.google.com/maps/place/1300%20JEFFERSON%20ROAD,%20STE.%20300,ROCHESTER,NY)	Graph	1	\$135,200.00	\$135,200.00	\$135,200.00	\$135,200.00
Totals	Graph	1	\$135,200.00	\$135,200.00	\$135,200.00	\$135,200.00

Latitude: 43.087571 Longitude: -75.279968

Employer Name/Employer Address	Graph	Count	Mean Wage	Median Wage	Lowest Wage	Highest Wage
CONMED CORPORATION, 525 FRENCH ROAD, UTICA, NY (https://www.google.com/maps/place/525%20FRENCH%20ROAD,UTICA,NY)	Graph	1	\$68,000.00	\$68,000.00	\$68,000.00	\$68,000.00
Totals	Graph	1	\$68,000.00	\$68,000.00	\$68,000.00	\$68,000.00

Employer Name/Worksite Address	Graph	Count	Mean Wage	Median Wage	Lowest Wage	Highest Wage
MODEL N, INC., 525 FRENCH ROAD, UTICA, NY (https://www.google.com/maps/place/525%20FRENCH%20ROAD,UTICA,NY)	Graph	2	\$65,500.00	\$63,000.00	\$63,000.00	\$68,000.00
Totals	Graph	2	\$65,500.00	\$63,000.00	\$63,000.00	\$68,000.00

Latitude: 43.087576 Longitude: -76.089251

Employer Name/Worksite Address	Graph	Count	Mean Wage	Median Wage	Lowest Wage	Highest Wage
NTT DATA, INC., 6304 CARRIER PKWY, EAST SYRACUSE, NY (https://www.google.com/maps/place/6304%20CARRIER%20PKWY,EAST%20SYRACUSE,NY)	Graph	2	\$94,536.00	\$94,536.00	\$94,536.00	\$94,536.00
IBM INDIA PRIVATE LIMITED, 6304 CARRIER PARKWAY, EAST SYRACUSE, NY (https://www.google.com/maps/place/6304%20CARRIER%20PARKWAY,EAST%20SYRACUSE,NY)	Graph	4	\$84,989.25	\$84,760.00	\$84,760.00	\$85,677.00

Employer Name/Worksite Address	Graph	Count	Mean Wage	Median Wage	Lowest Wage	Highest Wage
Totals	Graph	6	\$88,171.50	\$84,760.00	\$84,760.00	\$94,536.00

Latitude: 43.088381 Longitude: -75.18555

Employer Name/Worksite Address	Graph	Count	Mean Wage	Median Wage	Lowest Wage	Highest Wage
MASONIC MEDICAL RESEARCH LABORATORY, 2150 BLEECKER STREET, UTICA, NY (https://www.google.com/maps/place/2150%20BLEECKER%20STREET,UTICA,NY)	Graph	1	\$93,533.28	\$93,533.28	\$93,533.28	\$93,533.28
Totals	Graph	1	\$93,533.28	\$93,533.28	\$93,533.28	\$93,533.28

Employer Name/Worksite Address	Graph	Count	Mean Wage	Median Wage	Lowest Wage	Highest Wage
MASONIC MEDICAL RESEARCH LABORATORY, 2150 BLEECKER STREET, UTICA, NY (https://www.google.com/maps/place/2150%20BLEECKER%20STREET,UTICA,NY)	Graph	1	\$93,533.28	\$93,533.28	\$93,533.28	\$93,533.28
Totals	Graph	1	\$93,533.28	\$93,533.28	\$93,533.28	\$93,533.28

Latitude: 43.088465 Longitude: -77.642403

Employer Name/Worksite Address	Graph	Count	Mean Wage	Median Wage	Lowest Wage	Highest Wage
CYBAGE SOFTWARE INC, FUJIFILM NORTH AMERICA CORPORATION, ROCHESTER, NY (https://www.google.com/maps/place/FUJIFILM%20NORTH%20AMERICA%20CORPORATION,ROCHESTER,NY)	Graph	1	\$96,583.00	\$96,583.00	\$96,583.00	\$96,583.00
UNIVERSITY OF ROCHESTER, POPULATION HEALTH MGT INFORMATICS AND PAYMENT INNO, ROCHESTER, NY (https://www.google.com/maps/place/POPULATION%20HEALTH%20MGT%20INFORMATICS%20AND%20PAYMENT%20INNO,ROCHESTER,NY)	Graph	1	\$95,000.00	\$95,000.00	\$95,000.00	\$95,000.00
UNIVERSITY OF ROCHESTER, DEPT. OF PATHOLOGY AND LABORATORY MEDICINE, ROCHESTER, NY (https://www.google.com/maps/place/DEPT.%20OF%20PATHOLOGY%20AND%20LABORATORY%20MEDICINE,ROCHESTER,NY)	Graph	1	\$58,490.00	\$58,490.00	\$58,490.00	\$58,490.00
UNIVERSITY OF ROCHESTER, INFORMATION SYSTEMS DIVISION, ROCHESTER, NY (https://www.google.com/maps/place/INFORMATION%20SYSTEMS%20DIVISION,ROCHESTER,NY)	Graph	1	\$49,909.00	\$49,909.00	\$49,909.00	\$49,909.00
UNIVERSITY OF ROCHESTER, LABORATORY FOR LASER ENERGETICS, ROCHESTER, NY (https://www.google.com/maps/place/LABORATORY%20FOR%20LASER%20ENERGETICS,ROCHESTER,NY)	Graph	1	\$90,000.00	\$90,000.00	\$90,000.00	\$90,000.00
UNIVERSITY OF ROCHESTER, UNIVERSITY FACILITIES AND SERVICES, ROCHESTER, NY (https://www.google.com/maps/place/UNIVERSITY%20FACILITIES%20AND%20SERVICES,ROCHESTER,NY)	Graph	1	\$51,700.00	\$51,700.00	\$51,700.00	\$51,700.00
Totals	Graph	6	\$73,613.67	\$73,613.67	\$73,613.67	\$73,613.67

Latitude: 43.089956 Longitude: -77.675254

Employer Name/Worksite Address	Graph	Count	Mean Wage	Median Wage	Lowest Wage	Highest Wage
ROCHESTER INSTITUTE OF TECHNOLOGY, 163 LOMB MEMORIAL DRIVE, ROCHESTER, NY (https://www.google.com/maps/place/163%20LOMB%20MEMORIAL%20DRIVE,ROCHESTER,NY)	Graph	1	\$70,000.00	\$70,000.00	\$70,000.00	\$70,000.00
Totals	Graph	1	\$70,000.00	\$70,000.00	\$70,000.00	\$70,000.00

Latitude: 43.090149 Longitude: -77.675263

Employer Name/Worksite Address	Graph	Count	Mean Wage	Median Wage	Lowest Wage	Highest Wage
ROCHESTER INSTITUTE OF TECHNOLOGY, 153 LOMB MEMORIAL DRIVE, ROCHESTER, NY (https://www.google.com/maps/place/153%20LOMB%20MEMORIAL%20DRIVE,ROCHESTER,NY)	Graph	3	\$53,247.00	\$53,247.00	\$53,247.00	\$53,247.00
Totals	Graph	3	\$53,247.00	\$53,247.00	\$53,247.00	\$53,247.00

Latitude: 43.090374 Longitude: -76.07834

Employer Name/Worksite Address	Graph	Count	Mean Wage	Median Wage	Lowest Wage	Highest Wage
METASENSE, INC., 6410 NEW VENTURE GEAR DRIVE, EAST SYRACUSE, NY (https://www.google.com/maps/place/6410%20NEW%20VENTURE%20GEAR%20DRIVE,EAST%20SYRACUSE,NY)	Graph	1	\$67,683.00	\$67,683.00	\$67,683.00	\$67,683.00
Totals	Graph	1	\$67,683.00	\$67,683.00	\$67,683.00	\$67,683.00

Latitude: 43.090397 Longitude: -76.076713

Employer Name/Worksite Address	Graph	Count	Mean Wage	Median Wage	Lowest Wage	Highest Wage
ASPEN DENTAL MANAGEMENT, INC., 281 SANDERS CREEK PKWY., EAST SYRACUSE, NY (https://www.google.com/maps/place/281%20SANDERS%20CREEK%20PKWY.,EAST%20SYRACUSE,NY)	Graph	1	\$250,000.00	\$250,000.00	\$250,000.00	\$250,000.00
Totals	Graph	1	\$250,000.00	\$250,000.00	\$250,000.00	\$250,000.00

Employer Name/Worksite Address	Graph	Count	Mean Wage	Median Wage	Lowest Wage	Highest Wage
ASPEN DENTAL MANAGEMENT, INC., 281 SANDERS CREEK PKWY., EAST SYRACUSE, NY (https://www.google.com/maps/place/281%20SANDERS%20CREEK%20PKWY.,EAST%20SYRACUSE,NY)	Graph	1	\$250,000.00	\$250,000.00	\$250,000.00	\$250,000.00
CALIFORNIA CREATIVE SOLUTIONS, INC., 281 SANDERS CREEK PARKWAY, EAST SYRACUSE, NY (https://www.google.com/maps/place/281%20SANDERS%20CREEK%20PARKWAY,EAST%20SYRACUSE,NY)	Graph	1	\$76,107.20	\$76,107.20	\$76,107.20	\$76,107.20
Totals	Graph	2	\$163,053.60	\$76,107.20	\$76,107.20	\$250,000.00

Latitude: 43.090794 Longitude: -77.674937

Employer Name/Worksite Address	Graph	Count	Mean Wage	Median Wage	Lowest Wage	Highest Wage
ROCHESTER INSTITUTE OF TECHNOLOGY, 105 LOMB MEMORIAL DRIVE, ROCHESTER, NY (https://www.google.com/maps/place/105%20LOMB%20MEMORIAL%20DRIVE,ROCHESTER,NY)	Graph	1	\$90,737.00	\$90,737.00	\$90,737.00	\$90,737.00
Totals	Graph	1	\$90,737.00	\$90,737.00	\$90,737.00	\$90,737.00

Latitude: 43.091062 Longitude: -77.615187

Employer Name/Worksite Address	Graph	Count	Mean Wage	Median Wage	Lowest Wage	Highest Wage
BESTINC, LLC, 147 CLAY ROAD, ROCHESTER, NY (https://www.google.com/maps/place/147%20CLAY%20ROAD,ROCHESTER,NY)	Graph	1	\$49,400.00	\$49,400.00	\$49,400.00	\$49,400.00
Totals	Graph	1	\$49,400.00	\$49,400.00	\$49,400.00	\$49,400.00

Employer Name/Worksite Address	Graph	Count	Mean Wage	Median Wage	Lowest Wage	Highest Wage
BESTINC, LLC, 147 CLAY ROAD, ROCHESTER, NY (https://www.google.com/maps/place/147%20CLAY%20ROAD,ROCHESTER,NY)	Graph	1	\$49,400.00	\$49,400.00	\$49,400.00	\$49,400.00
Totals	Graph	1	\$49,400.00	\$49,400.00	\$49,400.00	\$49,400.00

Latitude: 43.091077 Longitude: -75.256767

Employer Name/Worksite Address	Graph	Count	Mean Wage	Median Wage	Lowest Wage	Highest Wage
GRANDISON MANAGEMENT, INC., 1657 SUNSET AVENUE, UTICA, NY (https://www.google.com/maps/place/1657%20SUNSET%20AVENUE,UTICA,NY)	Graph	20	\$54,704.00	\$54,704.00	\$54,704.00	\$54,704.00
Totals	Graph	20	\$54,704.00	\$54,704.00	\$54,704.00	\$54,704.00

Latitude: 43.091118 Longitude: -77.64736

Employer Name/Employer Address	Graph	Count	Mean Wage	Median Wage	Lowest Wage	Highest Wage
NEW YORK TECHNOLOGY PARTNERS, INC., 332 JEFFERSON ROAD, ROCHESTER, NY (https://www.google.com/maps/place/332%20JEFFERSON%20ROAD,ROCHESTER,NY)	Graph	3	\$80,500.00	\$82,000.00	\$67,500.00	\$92,000.00
NETSMARTZ LLC, 332 JEFFERSON ROAD, ROCHESTER, NY (https://www.google.com/maps/place/332%20JEFFERSON%20ROAD,ROCHESTER,NY)	Graph	6	\$87,331.67	\$83,000.00	\$71,760.00	\$112,000.00
Totals	Graph	9	\$85,054.44	\$83,000.00	\$67,500.00	\$112,000.00

Employer Name/Worksite Address	Graph	Count	Mean Wage	Median Wage	Lowest Wage	Highest Wage
NETSMARTZ LLC, 332 JEFFERSON ROAD, ROCHESTER, NY (https://www.google.com/maps/place/332%20JEFFERSON%20ROAD,ROCHESTER,NY)	Graph	3	\$91,686.67	\$91,300.00	\$71,760.00	\$112,000.00
Totals	Graph	3	\$91,686.67	\$91,300.00	\$71,760.00	\$112,000.00

Latitude: 43.091165 Longitude: -77.392454

Employer Name/Worksite Address	Graph	Count	Mean Wage	Median Wage	Lowest Wage	Highest Wage
WIPRO LIMITED, 130 PERINTON PKWY, FAIRPORT, NY (https://www.google.com/maps/place/130%20PERINTON%20PKWY,FAIRPORT,NY)	Graph	1	\$60,882.00	\$60,882.00	\$60,882.00	\$60,882.00
Totals	Graph	1	\$60,882.00	\$60,882.00	\$60,882.00	\$60,882.00

Latitude: 43.091254 Longitude: -76.16997

Employer Name/Employer Address	Graph	Count	Mean Wage	Median Wage	Lowest Wage	Highest Wage
JAI GAYATRI HOSPITALITY CORP., 401 7TH NORTH STREET, LIVERPOOL, NY (https://www.google.com/maps/place/401%207TH%20NORTH%20STREET,LIVERPOOL,NY)	Graph	2	\$51,000.00	\$51,000.00	\$51,000.00	\$51,000.00
Totals	Graph	2	\$51,000.00	\$51,000.00	\$51,000.00	\$51,000.00

Employer Name/Worksite Address	Graph	Count	Mean Wage	Median Wage	Lowest Wage	Highest Wage
JAI GAYATRI HOSPITALITY CORP., 401 7TH NORTH STREET, LIVERPOOL, NY (https://www.google.com/maps/place/401%207TH%20NORTH%20STREET,LIVERPOOL,NY)	Graph	2	\$51,000.00	\$51,000.00	\$51,000.00	\$51,000.00
Totals	Graph	2	\$51,000.00	\$51,000.00	\$51,000.00	\$51,000.00

Latitude: 43.091324 Longitude: -77.581908

Employer Name/Employer Address	Graph	Count	Mean Wage	Median Wage	Lowest Wage	Highest Wage
MIDWEST, INC., 3144 S. WINTON RD., ROCHESTER, NY (https://www.google.com/maps/place/3144%20S.%20WINTON%20RD.,ROCHESTER,NY)	Graph	1	\$73,944.00	\$73,944.00	\$73,944.00	\$73,944.00
Totals	Graph	1	\$73,944.00	\$73,944.00	\$73,944.00	\$73,944.00

Employer Name/Worksite Address	Graph	Count	Mean Wage	Median Wage	Lowest Wage	Highest Wage
MIDWEST, INC., 3144 S. WINTON RD., ROCHESTER, NY (https://www.google.com/maps/place/3144%20S.%20WINTON%20RD.,ROCHESTER,NY)	Graph	1	\$73,944.00	\$73,944.00	\$73,944.00	\$73,944.00
Totals	Graph	1	\$73,944.00	\$73,944.00	\$73,944.00	\$73,944.00

Latitude: 43.091573 Longitude: -77.674743

Employer Name/Worksite Address	Graph	Count	Mean Wage	Median Wage	Lowest Wage	Highest Wage
--------------------------------	-------	-------	-----------	-------------	-------------	--------------

Employer Name/Worksite Address	Graph	Count	Mean Wage	Median Wage	Lowest Wage	Highest Wage
ROCHESTER INSTITUTE OF TECHNOLOGY, 102 LOMB MEMORIAL DRIVE, ROCHESTER, NY (https://www.google.com/maps/place/102%20LOMB%20MEMORIAL%20DRIVE,ROCHESTER,NY)	Graph	3	\$60,350.00	\$60,350.00	\$60,350.00	\$60,350.00
ROCHESTER INSTITUTE OF TECHNOLOGY, 160 LOMB MEMORIAL DRIVE, ROCHESTER, NY (https://www.google.com/maps/place/160%20LOMB%20MEMORIAL%20DRIVE,ROCHESTER,NY)	Graph	3	\$71,480.00	\$71,480.00	\$71,480.00	\$71,480.00
Totals	Graph	6	\$65,915.00	\$60,350.00	\$60,350.00	\$71,480.00

Latitude: 43.091631 Longitude: -77.417028

Employer Name/Worksite Address	Graph	Count	Mean Wage	Median Wage	Lowest Wage	Highest Wage
E-EMPHASYS TECHNOLOGIES INC, COOPERVISION, FAIRPORT,, NY (https://www.google.com/maps/place/COOPERVISION,FAIRPORT,,NY)	Graph	1	\$105,000.00	\$105,000.00	\$105,000.00	\$105,000.00
Totals	Graph	1	\$105,000.00	\$105,000.00	\$105,000.00	\$105,000.00

Latitude: 43.091692 Longitude: -77.674748

Employer Name/Worksite Address	Graph	Count	Mean Wage	Median Wage	Lowest Wage	Highest Wage
ROCHESTER INSTITUTE OF TECHNOLOGY, 85 LOMB MEMORIAL DR, ROCHESTER, NY (https://www.google.com/maps/place/85%20LOMB%20MEMORIAL%20DR,ROCHESTER,NY)	Graph	3	\$46,330.00	\$46,330.00	\$46,330.00	\$46,330.00
Totals	Graph	3	\$46,330.00	\$46,330.00	\$46,330.00	\$46,330.00

Latitude: 43.09172 Longitude: -76.05923

Employer Name/Worksite Address	Graph	Count	Mean Wage	Median Wage	Lowest Wage	Highest Wage
HANGER PROSTHETICS & ORTHOTICS INC., 6620 FLY ROAD, SYRACUSE, NY (https://www.google.com/maps/place/6620%20FLY%20ROAD,SYRACUSE,NY)	Graph	1	\$45,926.40	\$45,926.40	\$45,926.40	\$45,926.40
Totals	Graph	1	\$45,926.40	\$45,926.40	\$45,926.40	\$45,926.40

Latitude: 43.092074 Longitude: -77.674746

Employer Name/Employer Address	Graph	Count	Mean Wage	Median Wage	Lowest Wage	Highest Wage
ROCHESTER INSTITUTE OF TECHNOLOGY, 8 LOMB MEMORIAL DRIVE, ROCHESTER, NY (https://www.google.com/maps/place/8%20LOMB%20MEMORIAL%20DRIVE,ROCHESTER,NY)	Graph	38	\$57,390.95	\$60,350.00	\$33,550.00	\$90,737.00
Totals	Graph	38	\$57,390.95	\$60,350.00	\$33,550.00	\$90,737.00

Employer Name/Worksite Address	Graph	Count	Mean Wage	Median Wage	Lowest Wage	Highest Wage
ROCHESTER INSTITUTE OF TECHNOLOGY, 1 LOMB MEMORIAL DRIVE, ROCHESTER, NY (https://www.google.com/maps/place/1%20LOMB%20MEMORIAL%20DRIVE,ROCHESTER,NY)	Graph	3	\$33,550.00	\$33,550.00	\$33,550.00	\$33,550.00
ROCHESTER INSTITUTE OF TECHNOLOGY, 54 LOMB MEMORIAL DRIVE, ROCHESTER, NY (https://www.google.com/maps/place/54%20LOMB%20MEMORIAL%20DRIVE,ROCHESTER,NY)	Graph	3	\$57,346.00	\$57,346.00	\$57,346.00	\$57,346.00
ROCHESTER INSTITUTE OF TECHNOLOGY, 20 LOMB MEMORIAL DRIVE, ROCHESTER, NY (https://www.google.com/maps/place/20%20LOMB%20MEMORIAL%20DRIVE,ROCHESTER,NY)	Graph	6	\$60,350.00	\$60,350.00	\$60,350.00	\$60,350.00
ROCHESTER INSTITUTE OF TECHNOLOGY, 8 LOMB MEMORIAL DRIVE, ROCHESTER, NY (https://www.google.com/maps/place/8%20LOMB%20MEMORIAL%20DRIVE,ROCHESTER,NY)	Graph	12	\$57,592.50	\$59,984.00	\$44,720.00	\$62,833.00
Totals	Graph	24	\$55,245.75	\$59,984.00	\$33,550.00	\$62,833.00

Latitude: 43.093241 Longitude: -75.307247

Employer Name/Worksite Address	Graph	Count	Mean Wage	Median Wage	Lowest Wage	Highest Wage
NATIONAL VISION INC., 4735 COMMERCIAL DRIVE, NEW HARTFORD, NY (https://www.google.com/maps/place/4735%20COMMERCIAL%20DRIVE,NEW%20HARTFORD,NY)	Graph	2	\$135,000.00	\$135,000.00	\$135,000.00	\$135,000.00
Totals	Graph	2	\$135,000.00	\$135,000.00	\$135,000.00	\$135,000.00

Latitude: 43.093262 Longitude: -76.052672

Employer Name/Worksite Address	Graph	Count	Mean Wage	Median Wage	Lowest Wage	Highest Wage
JUMO PROCESS CONTROL, INC., 6733 MYERS ROAD, EAST SYRACUSE, NY (https://www.google.com/maps/place/6733%20MYERS%20ROAD,EAST%20SYRACUSE,NY)	Graph	1	\$69,538.04	\$69,538.04	\$69,538.04	\$69,538.04
Totals	Graph	1	\$69,538.04	\$69,538.04	\$69,538.04	\$69,538.04

Employer Name/Worksite Address	Graph	Count	Mean Wage	Median Wage	Lowest Wage	Highest Wage
JUMO PROCESS CONTROL, INC., 6733 MYERS ROAD, EAST SYRACUSE, NY (https://www.google.com/maps/place/6733%20MYERS%20ROAD,EAST%20SYRACUSE,NY)	Graph	1	\$69,538.04	\$69,538.04	\$69,538.04	\$69,538.04
Totals	Graph	1	\$69,538.04	\$69,538.04	\$69,538.04	\$69,538.04

Latitude: 43.093434 Longitude: -79.050359

Employer Name/Worksite Address	Graph	Count	Mean Wage	Median Wage	Lowest Wage	Highest Wage
NIAGARA FALLS MEMORIAL MEDICAL CENTER, 621 TENTH STREET, NIAGARA FALLS, NY (https://www.google.com/maps/place/621%20TENTH%20STREET,NIAGARA%20FALLS,NY)	Graph	2	\$115,309.60	\$55,619.20	\$55,619.20	\$175,000.00
Totals	Graph	2	\$115,309.60	\$55,619.20	\$55,619.20	\$175,000.00

Employer Name/Worksite Address	Graph	Count	Mean Wage	Median Wage	Lowest Wage	Highest Wage
NIAGARA FALLS MEMORIAL MEDICAL CENTER, 621 TENTH STREET, NIAGARA FALLS, NY (https://www.google.com/maps/place/621%20TENTH%20STREET,NIAGARA%20FALLS,NY)	Graph	1	\$55,619.20	\$55,619.20	\$55,619.20	\$55,619.20
Totals	Graph	1	\$55,619.20	\$55,619.20	\$55,619.20	\$55,619.20

Latitude: 43.093615 Longitude: -75.273236

Employer Name/Worksite Address	Graph	Count	Mean Wage	Median Wage	Lowest Wage	Highest Wage
UTICA COLLEGE, 1600 BURRSTONE ROAD, UTICA, NY (https://www.google.com/maps/place/1600%20BURRSTONE%20ROAD,UTICA,NY)	Graph	1	\$64,685.33	\$64,685.33	\$64,685.33	\$64,685.33
Totals	Graph	1	\$64,685.33	\$64,685.33	\$64,685.33	\$64,685.33

Employer Name/Worksite Address	Graph	Count	Mean Wage	Median Wage	Lowest Wage	Highest Wage
UTICA COLLEGE, 1600 BURRSTONE ROAD, UTICA, NY (https://www.google.com/maps/place/1600%20BURRSTONE%20ROAD,UTICA,NY)	Graph	1	\$64,685.33	\$64,685.33	\$64,685.33	\$64,685.33
Totals	Graph	1	\$64,685.33	\$64,685.33	\$64,685.33	\$64,685.33

Latitude: 43.093896 Longitude: -79.049193

Employer Name/Worksite Address	Graph	Count	Mean Wage	Median Wage	Lowest Wage	Highest Wage
NIAGARA FALLS MEMORIAL MEDICAL CENTER, NIAGARA FALLS MEMORIAL MEDICAL CENTER, NIAGARA FALLS, NY (https://www.google.com/maps/place/NIAGARA%20FALLS%20MEMORIAL%20MEDICAL%20CENTER,NIAGARA%20FALLS,NY)	Graph	2	\$223,850.00	\$188,500.00	\$188,500.00	\$188,500.00

Employer Name/Worksite Address	Graph	Count	Mean Wage	Median Wage	Lowest Wage
Totals	Graph	2	\$223,850.00	\$188,500.00	\$188,500.00

Latitude: 43.094217 Longitude: -76.095702

Employer Name/Worksite Address	Graph	Count	Mean Wage	Median Wage	Lowest Wage
ERNST & YOUNG U.S. LLP, 6304 THOMPSON RD, SYRACUSE, NY (https://www.google.com/maps/place/6304%20THOMPSON%20RD,SYRACUSE,NY)	Graph	1	\$81,840.00	\$81,840.00	\$81,840.00
L&T TECHNOLOGY SERVICES LIMITED, CARRIER CORP. (UTC CLIMATE, CONTROLS & SECURITY), SYRACUSE, NY (https://www.google.com/maps/place/CARRIER%20CORP.%20(UTC%20CLIMATE,%20CONTROLS%20%26%20SECURITY),SYRACUSE,NY)	Graph	1	\$60,000.00	\$60,000.00	\$60,000.00
L&T TECHNOLOGY SERVICES LIMITED, CARRIER CORPORATION(A UTC COMPANY), SYRACUSE, NY (https://www.google.com/maps/place/CARRIER%20CORPORATION(A%20UTC%20COMPANY),SYRACUSE,NY)	Graph	1	\$76,378.00	\$76,378.00	\$76,378.00
L&T TECHNOLOGY SERVICES LIMITED, CARRIER TRANSICOLD(A UTC COMPANY), SYRACUSE, NY (https://www.google.com/maps/place/CARRIER%20TRANSICOLD(A%20UTC%20COMPANY),SYRACUSE,NY)	Graph	1	\$64,000.00	\$64,000.00	\$64,000.00
L&T TECHNOLOGY SERVICES LIMITED, CARRIER TRANSICOLD, SYRACUSE, NY (https://www.google.com/maps/place/CARRIER%20TRANSICOLD,SYRACUSE,NY)	Graph	1	\$66,000.00	\$66,000.00	\$66,000.00
L&T TECHNOLOGY SERVICES LIMITED, UNITED TECHNOLOGIES ELECTRONIC CONTROL, SYRACUSE, NY (https://www.google.com/maps/place/UNITED%20TECHNOLOGIES%20ELECTRONIC%20CONTROL,SYRACUSE,NY)	Graph	1	\$74,000.00	\$74,000.00	\$74,000.00
L&T TECHNOLOGY SERVICES LIMITED, UNITED TECHNOLOGIES ELECTRONIC CONTROLS, SYRACUSE, NY (https://www.google.com/maps/place/UNITED%20TECHNOLOGIES%20ELECTRONIC%20CONTROLS,SYRACUSE,NY)	Graph	1	\$70,491.00	\$70,491.00	\$70,491.00
L&T TECHNOLOGY SERVICES LIMITED, UTC - CARRIER CORPORATION, SYRACUSE, NY (https://www.google.com/maps/place/UTC%20-CARRIER%20CORPORATION,SYRACUSE,NY)	Graph	1	\$88,000.00	\$88,000.00	\$88,000.00
L&T TECHNOLOGY SERVICES, LTD., CARRIER CORPORATION(UTC CLIMATE CONTROLS&SECURITY), SYRACUSE, NY (https://www.google.com/maps/place/CARRIER%20CORPORATION(UTC%20CLIMATE%20CONTROLS%26SECURITY),SYRACUSE,NY)	Graph	1	\$64,000.00	\$64,000.00	\$64,000.00
L&T TECHNOLOGY SERVICES, LTD., CARRIER TRANSICOLD & REFRIGERATION SYSTEMS, SYRACUSE, NY (https://www.google.com/maps/place/CARRIER%20TRANSICOLD%20%26%20REFRIGERATION%20SYSTEMS,SYRACUSE,NY)	Graph	1	\$67,683.00	\$67,683.00	\$67,683.00
L&T TECHNOLOGY SERVICES, LTD., CARRIER TRANSICOLD (UTCCCS), SYRACUSE, NY (https://www.google.com/maps/place/CARRIER%20TRANSICOLD%20(UTCCCS),SYRACUSE,NY)	Graph	1	\$64,000.00	\$64,000.00	\$64,000.00
LARSEN & TOUBRO INFOTECH LIMITED, UTC CARRIER CORPORATION, SYRACUSE, NY (https://www.google.com/maps/place/UTC%20CARRIER%20CORPORATION,SYRACUSE,NY)	Graph	1	\$89,748.00	\$89,748.00	\$89,748.00
TECHNOSOFT CORPORATION, CARRIER PARKWAY, THOMPSON ROAD, SYRACUSE, NY (https://www.google.com/maps/place/CARRIER%20PARKWAY,%20THOMPSON%20ROAD,SYRACUSE,NY)	Graph	1	\$100,000.00	\$100,000.00	\$100,000.00
L&T TECHNOLOGY SERVICES, LTD., CARRIER TRANSICOLD, EAST SYRACUSE, NY (https://www.google.com/maps/place/CARRIER%20TRANSICOLD,EAST%20SYRACUSE,NY)	Graph	2	\$62,000.00	\$60,000.00	\$60,000.00
LARSEN & TOUBRO INFOTECH LIMITED, UTC CLIMATE, CONTROLS & SECURITY, SYRACUSE, NY (https://www.google.com/maps/place/UTC%20CLIMATE,%20CONTROLS%20%26%20SECURITY,SYRACUSE,NY)	Graph	2	\$73,908.00	\$73,908.00	\$73,908.00
ERNST & YOUNG U.S. LLP, 6304 THOMPSON ROAD, SYRACUSE, NY (https://www.google.com/maps/place/6304%20THOMPSON%20ROAD,SYRACUSE,NY)	Graph	26	\$74,832.12	\$72,110.00	\$72,110.00
Totals	Graph	43	\$74,037.00	\$72,110.00	\$72,110.00

Latitude: 43.094581 Longitude: -77.6203

Employer Name/Worksite Address	Graph	Count	Mean Wage	Median Wage	Lowest Wage
FINGER LAKES PERFORMING PROVIDER SYSTEM, INC., 2100 BRIGHTON HENRIETTA TOWNLINE ROAD, ROCHESTER, NY (https://www.google.com/maps/place/2100%20BRIGHTON%20HENRIETTA%20TOWNLINE%20ROAD,ROCHESTER,NY)	Graph	1	\$31,075.00	\$31,075.00	\$31,075.00
Totals	Graph	1	\$31,075.00	\$31,075.00	\$31,075.00

Employer Name/Worksite Address	Graph	Count	Mean Wage	Median Wage	Lowest Wage
FINGER LAKES PERFORMING PROVIDER SYSTEM, INC., 2100 BRIGHTON HENRIETTA TOWNLINE ROAD, ROCHESTER, NY (https://www.google.com/maps/place/2100%20BRIGHTON%20HENRIETTA%20TOWNLINE%20ROAD,ROCHESTER,NY)	Graph	1	\$31,075.00	\$31,075.00	\$31,075.00
Totals	Graph	1	\$31,075.00	\$31,075.00	\$31,075.00

Latitude: 43.094685 Longitude: -76.082792

Employer Name/Employer Address	Graph	Count	Mean Wage	Median Wage	Lowest Wage	Highest Wage
DATAKOM SYSTEMS INC., 9 ADLER DRIVE, EAST SYRACUSE, NY (https://www.google.com/maps/place/9%20ADLER%20DRIVE,EAST%20SYRACUSE,NY)	Graph	1	\$70,000.00	\$70,000.00	\$70,000.00	\$70,000.00
Totals	Graph	1	\$70,000.00	\$70,000.00	\$70,000.00	\$70,000.00

Employer Name/Worksite Address	Graph	Count	Mean Wage	Median Wage	Lowest Wage	Highest Wage
DATAKOM SYSTEMS INC., 9 ADLER DRIVE, EAST SYRACUSE, NY (https://www.google.com/maps/place/9%20ADLER%20DRIVE,EAST%20SYRACUSE,NY)	Graph	1	\$70,000.00	\$70,000.00	\$70,000.00	\$70,000.00
Totals	Graph	1	\$70,000.00	\$70,000.00	\$70,000.00	\$70,000.00

Latitude: 43.094918 Longitude: -76.174992

Employer Name/Employer Address	Graph	Count	Mean Wage	Median Wage	Lowest Wage	Highest Wage
SONNET SOFTWARE, INC., 100 ELWOOD DAVIS ROAD, NORTH SYRACUSE, NY (https://www.google.com/maps/place/100%20ELWOOD%20DAVIS%20ROAD,NORTH%20SYRACUSE,NY)	Graph	1	\$91,100.70	\$91,100.70	\$91,100.70	\$91,100.70
Totals	Graph	1	\$91,100.70	\$91,100.70	\$91,100.70	\$91,100.70

Employer Name/Worksite Address	Graph	Count	Mean Wage	Median Wage	Lowest Wage	Highest Wage
SONNET SOFTWARE, INC., 100 ELWOOD DAVIS ROAD, NORTH SYRACUSE, NY (https://www.google.com/maps/place/100%20ELWOOD%20DAVIS%20ROAD,NORTH%20SYRACUSE,NY)	Graph	1	\$91,100.70	\$91,100.70	\$91,100.70	\$91,100.70
Totals	Graph	1	\$91,100.70	\$91,100.70	\$91,100.70	\$91,100.70

Latitude: 43.095 Longitude: -79.05047

Employer Name/Employer Address	Graph	Count	Mean Wage	Median Wage	Lowest Wage	Highest Wage
NIAGARA FALLS MEMORIAL MEDICAL CENTER, 621 TENTH STREET, NIAGARA FALLS, NY (https://www.google.com/maps/place/621%20TENTH%20STREET,NIAGARA%20FALLS,NY)	Graph	4	\$206,925.00	\$190,000.00	\$188,500.00	\$259,200.00
Totals	Graph	4	\$206,925.00	\$190,000.00	\$188,500.00	\$259,200.00

Employer Name/Worksite Address	Graph	Count	Mean Wage	Median Wage	Lowest Wage	Highest Wage
NIAGARA FALLS MEMORIAL MEDICAL CENTER, 621 TENTH STREET, NIAGARA FALLS, NY (https://www.google.com/maps/place/621%20TENTH%20STREET,NIAGARA%20FALLS,NY)	Graph	2	\$190,000.00	\$190,000.00	\$190,000.00	\$190,000.00
Totals	Graph	2	\$190,000.00	\$190,000.00	\$190,000.00	\$190,000.00

Latitude: 43.095346 Longitude: -77.573853

Employer Name/Employer Address	Graph	Count	Mean Wage	Median Wage	Lowest Wage	Highest Wage
MINDEX TECHNOLOGIES, INC., 3495 WINTON PLACE, BLDG. E, ROCHESTER, NY (https://www.google.com/maps/place/3495%20WINTON%20PLACE,%20BLDG.%20E,ROCHESTER,NY)	Graph	6	\$96,310.00	\$73,000.00	\$65,000.00	\$128,000.00
Totals	Graph	6	\$96,310.00	\$73,000.00	\$65,000.00	\$128,000.00

Employer Name/Worksite Address	Graph	Count	Mean Wage	Median Wage	Lowest Wage	Highest Wage
KEYMOUZ TECHNOLOGIES INC, 3495 WINTON PLACE PLAZA.BUILDING E, SUITE 4, ROCHESTER, NY (https://www.google.com/maps/place/3495%20WINTON%20PLACE%20PLAZA.BUILDING%20E,%20SUITE%204,ROCHESTER,NY)	Graph	2	\$60,000.00	\$60,000.00	\$60,000.00	\$60,000.00

Employer Name/Worksite Address	Graph	Count	Mean Wage	Median Wage	Lowest Wage
MINDEX TECHNOLOGIES, INC., 3495 WINTON PLACE, BLDG. E, ROCHESTER, NY (https://www.google.com/maps/place/3495%20WINTON%20PLACE,%20BLDG.%20E,ROCHESTER,NY)	Graph	5	\$90,472.00	\$73,000.00	\$65
Totals	Graph	7	\$81,765.71	\$73,000.00	\$60

Latitude: 43.095375 Longitude: -76.040142

Employer Name/Employer Address	Graph	Count	Mean Wage	Median Wage	Lowest Wage
ASPEN DENTAL OF ROCHESTER PLLC, C/O ASPEN DENTAL MANAGEMENT, INC., EAST SYRACUSE, NY (https://www.google.com/maps/place/C/O%20ASPEN%20DENTAL%20MANAGEMENT,%20INC.,EAST%20SYRACUSE,NY)	Graph	4	\$130,000.00	\$130,000.00	\$130,000.00
Totals	Graph	4	\$130,000.00	\$130,000.00	\$130,000.00

Employer Name/Worksite Address	Graph	Count	Mean Wage
L AND T TECHNOLOGY SERVICES LIMITED, CARRIER CORPORATION, EAST SYRACUSE, NY (https://www.google.com/maps/place/CARRIER%20CORPORATION,EAST%20SYRACUSE,NY)	Graph	1	\$75,000.00
L&T TECHNOLOGY SERVICES LIMITED, CARRIER CORPORATION (A UTC COMPANY), EAST SYRACUSE, NY (https://www.google.com/maps/place/CARRIER%20CORPORATION%20(A%20UTC%20COMPANY),EAST%20SYRACUSE,NY)	Graph	1	\$83,013.00
L&T TECHNOLOGY SERVICES LIMITED, CARRIER CORPORATION (A UTC COMPANY), EAST SYRACUSE, NY (https://www.google.com/maps/place/CARRIER%20CORPORATION%20(A%20UTC%20COMPANY),EAST%20SYRACUSE,NY)	Graph	1	\$70,000.00
L&T TECHNOLOGY SERVICES LIMITED, CARRIER CORPORATION-UTC CLIMATE CONTROL & SECURITY, EAST SYRACUSE, NY (https://www.google.com/maps/place/CARRIER%20CORPORATION-UTC%20CLIMATE%20CONTROL%20%26%20SECURITY,EAST%20SYRACUSE,NY)	Graph	1	\$66,000.00
L&T TECHNOLOGY SERVICES LIMITED, UTC BIS CARRIER CORPORATION, EAST SYRACUSE, NY (https://www.google.com/maps/place/UTC%20BIS%20CARRIER%20CORPORATION,EAST%20SYRACUSE,NY)	Graph	1	\$80,000.00
LARSEN & TOUBRO INFOTECH LIMITED, CARRIER CORPORATION 6304 CARRIER PARKWAY, EAST SYRACUSE, NY (https://www.google.com/maps/place/CARRIER%20CORPORATION%206304%20CARRIER%20PARKWAY,EAST%20SYRACUSE,NY)	Graph	1	\$67,356.00
LARSEN & TOUBRO INFOTECH LIMITED, UNITED TECHNOLOGIES CORPORATION, EAST SYRACUSE, NY (https://www.google.com/maps/place/UNITED%20TECHNOLOGIES%20CORPORATION,EAST%20SYRACUSE,NY)	Graph	1	\$95,000.00
QUALITY MATRIX INC, ASPEN DENTAL, EAST SYRACUSE, NY (https://www.google.com/maps/place/ASPEN%20DENTAL,EAST%20SYRACUSE,NY)	Graph	1	\$72,200.00
THE RAYMOND CORPORATION, 22 SOUTH CANAL STREET, GREENE, NY (https://www.google.com/maps/place/22%20SOUTH%20CANAL%20STREET,GREENE,NY)	Graph	1	\$120,000.00
L&T TECHNOLOGY SERVICES LIMITED, CARRIER CORP. (UTC CLIMATE CONTROLS & SECURITY), EAST SYRACUSE, NY (https://www.google.com/maps/place/CARRIER%20CORP.%20(UTC%20CLIMATE%20CONTROLS%20%26%20SECURITY),EAST%20SYRACUSE,NY)	Graph	2	\$62,500.00
L&T TECHNOLOGY SERVICES LIMITED, CARRIER TRANSICOLD, EAST SYRACUSE, NY (https://www.google.com/maps/place/CARRIER%20TRANSICOLD,EAST%20SYRACUSE,NY)	Graph	2	\$61,000.00
L&T TECHNOLOGY SERVICES LIMITED, CARRIER CORPORATION(A UTC COMPANY), EAST SYRACUSE, NY (https://www.google.com/maps/place/CARRIER%20CORPORATION(A%20UTC%20COMPANY),EAST%20SYRACUSE,NY)	Graph	3	\$67,671.00
L&T TECHNOLOGY SERVICES LIMITED, UTC CARRIER CORPORATION, EAST SYRACUSE, NY (https://www.google.com/maps/place/UTC%20CARRIER%20CORPORATION,EAST%20SYRACUSE,NY)	Graph	3	\$80,017.00
L&T TECHNOLOGY SERVICES LIMITED, CARRIER CORP. (UTC CLIMATE, CONTROLS & SECURITY), EAST SYRACUSE, NY (https://www.google.com/maps/place/CARRIER%20CORP.%20(UTC%20CLIMATE,%20CONTROLS%20%26%20SECURITY),EAST%20SYRACUSE,NY)	Graph	4	\$69,924.00
Totals	Graph	23	\$73,840.39

Latitude: 43.09582 Longitude: -79.040407

Employer Name/Worksite Address	Graph	Count	Mean Wage
AMERIFALLS, LLC, AMERIFALLS LLC, DBA NIAGARA REHAB & NURSING CENTER, NIAGARA FALLS, NY (https://www.google.com/maps/place/AMERIFALLS%20LLC,%20DBA%20NIAGARA%20REHAB%20%26%20NURSING%20CENTER,NIAGARA%20FALLS,NY)	Graph	1	\$72,000.00
NIAGARA FALLS MEMORIAL MEDICAL CENTER, NIAGARA FALLS MEMORIAL PRIMARY CARE CENTER, NIAGARA FALLS, NY (https://www.google.com/maps/place/NIAGARA%20FALLS%20MEMORIAL%20PRIMARY%20CARE%20CENTER,NIAGARA%20FALLS,NY)	Graph	1	\$175,000.00
Totals	Graph	2	\$123,500.00

Latitude: 43.095959 Longitude: -73.77959

Employer Name/Employer Address	Graph	Count	Mean Wage	Median Wage	Lowest Wage	Highest Wage
SKIDMORE COLLEGE, 815 N. BROADWAY, SARATOGA SPRINGS, NY (https://www.google.com/maps/place/815%20N.%20BROADWAY,SARATOGA%20SPRINGS,NY)	Graph	6	\$72,640.57	\$56,118.40	\$54,635.00	\$100,000.00
Totals	Graph	6	\$72,640.57	\$56,118.40	\$54,635.00	\$100,000.00

Employer Name/Worksite Address	Graph	Count	Mean Wage	Median Wage	Lowest Wage	Highest Wage
SKIDMORE COLLEGE, 815 N. BROADWAY, SARATOGA SPRINGS, NY (https://www.google.com/maps/place/815%20N.%20BROADWAY,SARATOGA%20SPRINGS,NY)	Graph	1	\$73,000.00	\$73,000.00	\$73,000.00	\$73,000.00
Totals	Graph	1	\$73,000.00	\$73,000.00	\$73,000.00	\$73,000.00

Latitude: 43.095963 Longitude: -75.274314

Employer Name/Employer Address	Graph	Count	Mean Wage	Median Wage	Lowest Wage	Highest Wage
FAXTON-ST. LUKE'S HEALTHCARE, 1656 CHAMPLIN AVE., UTICA, NY (https://www.google.com/maps/place/1656%20CHAMPLIN%20AVE.,UTICA,NY)	Graph	1	\$260,000.00	\$260,000.00	\$260,000.00	\$260,000.00
Totals	Graph	1	\$260,000.00	\$260,000.00	\$260,000.00	\$260,000.00

Employer Name/Worksite Address	Graph	Count	Mean Wage	Median Wage	Lowest Wage	Highest Wage
FAXTON-ST. LUKE'S HEALTHCARE, 1656 CHAMPLIN AVE., UTICA, NY (https://www.google.com/maps/place/1656%20CHAMPLIN%20AVE.,UTICA,NY)	Graph	1	\$260,000.00	\$260,000.00	\$260,000.00	\$260,000.00
Totals	Graph	1	\$260,000.00	\$260,000.00	\$260,000.00	\$260,000.00

Latitude: 43.096676 Longitude: -79.052507

Employer Name/Employer Address	Graph	Count	Mean Wage	Median Wage	Lowest Wage	Highest Wage
AMERIFALLS, LLC, 822 CEDAR AVENUE, NIAGARA FALLS, NY (https://www.google.com/maps/place/822%20CEDAR%20AVENUE,NIAGARA%20FALLS,NY)	Graph	1	\$72,000.00	\$72,000.00	\$72,000.00	\$72,000.00
Totals	Graph	1	\$72,000.00	\$72,000.00	\$72,000.00	\$72,000.00

Employer Name/Worksite Address	Graph	Count	Mean Wage	Median Wage	Lowest Wage	Highest Wage
GRANDISON MANAGEMENT, INC., 822 CEDAR AVENUE, NIAGARA FALLS, NY (https://www.google.com/maps/place/822%20CEDAR%20AVENUE,NIAGARA%20FALLS,NY)	Graph	10	\$54,870.40	\$54,870.40	\$54,870.40	\$54,870.40
Totals	Graph	10	\$54,870.40	\$54,870.40	\$54,870.40	\$54,870.40

Latitude: 43.097275 Longitude: -77.335481

Employer Name/Worksite Address	Graph	Count	Mean Wage	Median Wage	Lowest Wage	Highest Wage
ROCHESTER GENERAL HOSPITAL, 1200 FAIRWAY SEVEN, MACEDON, NY (https://www.google.com/maps/place/1200%20FAIRWAY%20SEVEN,MACEDON,NY)	Graph	1	\$113,693.00	\$113,693.00	\$113,693.00	\$113,693.00
Totals	Graph	1	\$113,693.00	\$113,693.00	\$113,693.00	\$113,693.00

Latitude: 43.097517 Longitude: -77.58556

Employer Name/Employer Address	Graph	Count	Mean Wage	Median Wage	Lowest Wage	Highest Wage
--------------------------------	-------	-------	-----------	-------------	-------------	--------------

Employer Name/Employer Address	Graph	Count	Mean Wage	Median Wage	Lowest Wage	Highest Wage
HEALTHVANTICS LLC, 200 CANAL VIEW BLVD, ROCHESTER, NY (https://www.google.com/maps/place/200%20CANAL%20VIEW%20BLVD,ROCHESTER,NY)	Graph	1	\$144,373.00	\$144,373.00	\$144,373.00	\$144,373.00
Totals	Graph	1	\$144,373.00	\$144,373.00	\$144,373.00	\$144,373.00

Employer Name/Worksite Address	Graph	Count	Mean Wage	Median Wage	Lowest Wage	Highest Wage
HEALTHVANTICS LLC, 200 CANAL VIEW BLVD., ROCHESTER, NY (https://www.google.com/maps/place/200%20CANAL%20VIEW%20BLVD.,ROCHESTER,NY)	Graph	1	\$144,373.00	\$144,373.00	\$144,373.00	\$144,373.00
Totals	Graph	1	\$144,373.00	\$144,373.00	\$144,373.00	\$144,373.00

Latitude: 43.097691 Longitude: -77.621962

Employer Name/Employer Address	Graph	Count	Mean Wage	Median Wage	Lowest Wage	Highest Wage
PROSOFT IT SERVICES, INC, 140 METRO PARK SUITE 7A, ROCHESTER, NY (https://www.google.com/maps/place/140%20METRO%20PARK%20%20SUITE%207A,ROCHESTER,NY)	Graph	14	\$62,714.29	\$60,000.00	\$60,000.00	\$78,000.00
Totals	Graph	14	\$62,714.29	\$60,000.00	\$60,000.00	\$78,000.00

Employer Name/Worksite Address	Graph	Count	Mean Wage	Median Wage	Lowest Wage	Highest Wage
ANITSYS, INC, 140 METRO PARK, SUITE 5C, ROCHESTER, NY (https://www.google.com/maps/place/140%20METRO%20PARK,%20SUITE%205C,ROCHESTER,NY)	Graph	1	\$75,000.00	\$75,000.00	\$75,000.00	\$75,000.00
TECHPRO IT SOLUTIONS INC, 140 METRO PARK, ROCHESTER, NY (https://www.google.com/maps/place/140%20METRO%20PARK,ROCHESTER,NY)	Graph	18	\$59,222.22	\$55,000.00	\$55,000.00	\$75,000.00
Totals	Graph	19	\$60,052.63	\$55,000.00	\$55,000.00	\$75,000.00

Latitude: 43.098157 Longitude: -75.217579

Employer Name/Employer Address	Graph	Count	Mean Wage	Median Wage	Lowest Wage	Highest Wage
BLACK DRUGS , INC., 704 BLEECKER STREET, UTICA, NY (https://www.google.com/maps/place/704%20BLEECKER%20STREET,UTICA,NY)	Graph	2	\$60,000.00	\$60,000.00	\$60,000.00	\$60,000.00
Totals	Graph	2	\$60,000.00	\$60,000.00	\$60,000.00	\$60,000.00

Employer Name/Worksite Address	Graph	Count	Mean Wage	Median Wage	Lowest Wage	Highest Wage
BLACK DRUGS , INC., 704 BLEECKER STREET, UTICA, NY (https://www.google.com/maps/place/704%20BLEECKER%20STREET,UTICA,NY)	Graph	2	\$60,000.00	\$60,000.00	\$60,000.00	\$60,000.00
Totals	Graph	2	\$60,000.00	\$60,000.00	\$60,000.00	\$60,000.00

Latitude: 43.098583 Longitude: -77.569323

Employer Name/Worksite Address	Graph	Count	Mean Wage	Median Wage	Lowest Wage	Highest Wage
OPTUM SERVICES, INC., 89 CHARTWELL CT., ROCHESTER, NY (https://www.google.com/maps/place/89%20CHARTWELL%20CT.,ROCHESTER,NY)	Graph	1	\$118,269.00	\$118,269.00	\$118,269.00	\$118,269.00
Totals	Graph	1	\$118,269.00	\$118,269.00	\$118,269.00	\$118,269.00

Latitude: 43.09887 Longitude: -75.245657

Employer Name/Employer Address	Graph	Count	Mean Wage	Median Wage	Lowest Wage	Highest Wage
--------------------------------	-------	-------	-----------	-------------	-------------	--------------

Employer Name/Employer Address	Graph	Count	Mean Wage	Median Wage	Lowest Wage	Highest Wage
UTICA ACADEMY OF SCIENCE CHARTER SCHOOL, 1214 LINCOLN AVE, UTICA, NY (https://www.google.com/maps/place/1214%20LINCOLN%20AVE,UTICA,NY)	Graph	2	\$42,245.00	\$42,240.00	\$42,240.00	\$42,250.00
UTICA ACADEMY OF SCIENCE CHARTER SCHOOL, 1214 LINCOLN AVENUE, UTICA, NY (https://www.google.com/maps/place/1214%20LINCOLN%20AVENUE,UTICA,NY)	Graph	2	\$42,500.00	\$42,500.00	\$42,500.00	\$42,500.00
Totals	Graph	4	\$42,372.50	\$42,250.00	\$42,240.00	\$42,500.00

Employer Name/Worksite Address	Graph	Count	Mean Wage	Median Wage	Lowest Wage	Highest Wage
UTICA ACADEMY OF SCIENCE CHARTER SCHOOL, 1214 LINCOLN AVE, UTICA, NY (https://www.google.com/maps/place/1214%20LINCOLN%20AVE,UTICA,NY)	Graph	2	\$42,245.00	\$42,240.00	\$42,240.00	\$42,250.00
Totals	Graph	2	\$42,245.00	\$42,240.00	\$42,240.00	\$42,250.00

Latitude: 43.099274 Longitude: -76.098691

Employer Name/Worksite Address	Graph	Count	Mean Wage	Median Wage	Lowest Wage	Highest Wage
CARDINAL HEALTH, INC., 6012 MOLLOY ROAD, SYRACUSE, NY (https://www.google.com/maps/place/6012%20MOLLOY%20ROAD,SYRACUSE,NY)	Graph	1	\$63,000.00	\$63,000.00	\$63,000.00	\$63,000.00
Totals	Graph	1	\$63,000.00	\$63,000.00	\$63,000.00	\$63,000.00

Latitude: 43.099438 Longitude: -76.092604

Employer Name/Employer Address	Graph	Count	Mean Wage	Median Wage	Lowest Wage	Highest Wage
PPC BROADBAND, INC., 6176 EAST MOLLOY ROAD, EAST SYRACUSE, NY (https://www.google.com/maps/place/6176%20EAST%20MOLLOY%20ROAD,EAST%20SYRACUSE,NY)	Graph	2	\$121,090.03	\$78,795.05	\$78,795.05	\$163,385.00
Totals	Graph	2	\$121,090.03	\$78,795.05	\$78,795.05	\$163,385.00

Employer Name/Worksite Address	Graph	Count	Mean Wage	Median Wage	Lowest Wage	Highest Wage
PPC BROADBAND, INC., 6176 EAST MOLLOY ROAD, EAST SYRACUSE, NY (https://www.google.com/maps/place/6176%20EAST%20MOLLOY%20ROAD,EAST%20SYRACUSE,NY)	Graph	1	\$78,795.05	\$78,795.05	\$78,795.05	\$78,795.05
Totals	Graph	1	\$78,795.05	\$78,795.05	\$78,795.05	\$78,795.05

Latitude: 43.099586 Longitude: -78.938833

Employer Name/Worksite Address	Graph	Count	Mean Wage	Median Wage	Lowest Wage	Highest Wage
DELFINGEN US INC, 2221 NIAGARA FALLS BLVD, NIAGARA FALLS, NY (https://www.google.com/maps/place/2221%20NIAGARA%20FALLS%20BLVD,NIAGARA%20FALLS,NY)	Graph	1	\$49,137.00	\$49,137.00	\$49,137.00	\$49,137.00
Totals	Graph	1	\$49,137.00	\$49,137.00	\$49,137.00	\$49,137.00

Latitude: 43.099677 Longitude: -76.087251

Employer Name/Worksite Address	Graph	Count	Mean Wage	Median Wage	Lowest Wage	Highest Wage
NIDEC MOTOR CORPORATION, 6268 EAST MOLLOY ROAD, EAST SYRACUSE, NY (https://www.google.com/maps/place/6268%20EAST%20MOLLOY%20ROAD,EAST%20SYRACUSE,NY)	Graph	1	\$51,813.00	\$51,813.00	\$51,813.00	\$51,813.00
Totals	Graph	1	\$51,813.00	\$51,813.00	\$51,813.00	\$51,813.00

Latitude: 43.100011 Longitude: -76.166081

Employer Name/Worksite Address	Graph	Count	Mean Wage	Median Wage	Lowest Wage	Highest Wage
NATIONAL GRANGE MUTUAL INSURANCE COMPANY, 220 SALINA MEADOWS PKWY, SUITE 200, SYRACUSE, NY (https://www.google.com/maps/place/220%20SALINA%20MEADOWS%20PKWY,%20SUITE%20200,SYRACUSE,NY)	Graph	1	\$77,250.00	\$77,250.00	\$77,250.00	\$77,250.00
Totals	Graph	1	\$77,250.00	\$77,250.00	\$77,250.00	\$77,250.00

Latitude: 43.10092 Longitude: -77.456917

Employer Name/Worksite Address	Graph	Count	Mean Wage	Median Wage	Lowest Wage	Highest Wage
QUALITROL COMPANY LLC, 1385 FAIRPORT ROAD, FAIRPORT, NY (https://www.google.com/maps/place/1385%20FAIRPORT%20ROAD,FAIRPORT,NY)	Graph	5	\$59,198.60	\$55,000.00	\$48,838.00	\$80,600.00
Totals	Graph	5	\$59,198.60	\$55,000.00	\$48,838.00	\$80,600.00

Employer Name/Worksite Address	Graph	Count	Mean Wage	Median Wage	Lowest Wage	Highest Wage
QUALITROL COMPANY LLC, 1385 FAIRPORT ROAD, FAIRPORT, NY (https://www.google.com/maps/place/1385%20FAIRPORT%20ROAD,FAIRPORT,NY)	Graph	5	\$59,198.60	\$55,000.00	\$48,838.00	\$80,600.00
Totals	Graph	5	\$59,198.60	\$55,000.00	\$48,838.00	\$80,600.00

Latitude: 43.10141 Longitude: -76.090374

Employer Name/Worksite Address	Graph	Count	Mean Wage	Median Wage	Lowest Wage	Highest Wage
PPC BROADBAND, INC., 6176 EAST MALLOY ROAD, EAST SYRACUSE, NY (https://www.google.com/maps/place/6176%20EAST%20MALLOY%20ROAD,EAST%20SYRACUSE,NY)	Graph	1	\$163,385.00	\$163,385.00	\$163,385.00	\$163,385.00
Totals	Graph	1	\$163,385.00	\$163,385.00	\$163,385.00	\$163,385.00

Latitude: 43.10169 Longitude: -73.745599

Employer Name/Worksite Address	Graph	Count	Mean Wage	Median Wage	Lowest Wage	Highest Wage
A CARING DOCTOR (MINNESOTA), P.A., 3033 ROUTE 50, SARATOGA SPRINGS, NY (https://www.google.com/maps/place/3033%20ROUTE%2050,SARATOGA%20SPRINGS,NY)	Graph	1	\$96,700.00	\$96,700.00	\$96,700.00	\$96,700.00
Totals	Graph	1	\$96,700.00	\$96,700.00	\$96,700.00	\$96,700.00

Latitude: 43.101718 Longitude: -75.230764

Employer Name/Worksite Address	Graph	Count	Mean Wage	Median Wage	Lowest Wage	Highest Wage
UTICA NATIONAL MUTUAL INSURANCE COMPANY, 180 GENESEE STREET, NEW HARTFORD, NY (https://www.google.com/maps/place/180%20GENESEE%20STREET,NEW%20HARTFORD,NY)	Graph	6	\$109,166.67	\$110,000.00	\$90,000.00	\$120,000.00
Totals	Graph	6	\$109,166.67	\$110,000.00	\$90,000.00	\$120,000.00

Employer Name/Worksite Address	Graph	Count	Mean Wage	Median Wage	Lowest Wage	Highest Wage
UTICA NATIONAL MUTUAL INSURANCE COMPANY, 180 GENESEE STREET, NEW HARTFORD, NY (https://www.google.com/maps/place/180%20GENESEE%20STREET,NEW%20HARTFORD,NY)	Graph	69	\$74,002.39	\$72,259.00	\$60,000.00	\$120,000.00
COGNIZANT TECHNOLOGY SOLUTIONS U.S. CORPORATION, 180 GENESEE ST, NEW HARTFORD, NY (https://www.google.com/maps/place/180%20GENESEE%20ST,NEW%20HARTFORD,NY)	Graph	75	\$68,260.07	\$60,000.00	\$60,000.00	\$88,338.00
Totals	Graph	144	\$71,011.60	\$72,259.00	\$60,000.00	\$120,000.00

Latitude: 43.102588 Longitude: -75.232169

Employer Name/Worksite Address	Graph	Count	Mean Wage	Median Wage	Lowest Wage	Highest Wage
TSQ SYSTEMS INC, 201 LAFAYETTE ST, UTICA, NY (https://www.google.com/maps/place/201%20LAFAYETTE%20ST,UTICA,NY)	Graph	1	\$66,000.00	\$66,000.00	\$66,000.00	\$66,000.00
Totals	Graph	1	\$66,000.00	\$66,000.00	\$66,000.00	\$66,000.00

Latitude: 43.102633 Longitude: -77.514606

Employer Name/Worksite Address	Graph	Count	Mean Wage	Median Wage	Lowest Wage	Highest Wage
NAZARETH COLLEGE OF ROCHESTER, 4245 EAST AVENUE, ROCHESTER, NY (https://www.google.com/maps/place/4245%20EAST%20AVENUE,ROCHESTER,NY)	Graph	1	\$44,420.00	\$44,420.00	\$44,420.00	\$44,420.00
Totals	Graph	1	\$44,420.00	\$44,420.00	\$44,420.00	\$44,420.00

Employer Name/Worksite Address	Graph	Count	Mean Wage	Median Wage	Lowest Wage	Highest Wage
NAZARETH COLLEGE OF ROCHESTER, 4245 EAST AVENUE, ROCHESTER, NY (https://www.google.com/maps/place/4245%20EAST%20AVENUE,ROCHESTER,NY)	Graph	1	\$44,420.00	\$44,420.00	\$44,420.00	\$44,420.00
Totals	Graph	1	\$44,420.00	\$44,420.00	\$44,420.00	\$44,420.00

Latitude: 43.103344 Longitude: -77.617671

Employer Name/Worksite Address	Graph	Count	Mean Wage	Median Wage	Lowest Wage	Highest Wage
PROSOFT IT SERVICES, INC, 378 WHITE SPRUCE BLVD, SUITE # A, ROCHESTER, NY (https://www.google.com/maps/place/378%20WHITE%20SPRUCE%20BLVD,%20SUITE%20#%20A,ROCHESTER,NY)	Graph	15	\$60,000.00	\$60,000.00	\$60,000.00	\$60,000.00
Totals	Graph	15	\$60,000.00	\$60,000.00	\$60,000.00	\$60,000.00

Latitude: 43.103563 Longitude: -77.539019

Employer Name/Worksite Address	Graph	Count	Mean Wage	Median Wage	Lowest Wage	Highest Wage
SAM ASHER COMPUTING SERVICES, INC., 3300 MONROE AVE., ROCHESTER, NY (https://www.google.com/maps/place/3300%20MONROE%20AVE.,ROCHESTER,NY)	Graph	1	\$50,482.00	\$50,482.00	\$50,482.00	\$50,482.00
SAM ASHER COMPUTING SERVICES, INC., 3300 MONROE AVE, ROCHESTER, NY (https://www.google.com/maps/place/3300%20MONROE%20AVE,ROCHESTER,NY)	Graph	3	\$56,098.00	\$56,098.00	\$56,098.00	\$56,098.00
SAM ASHER COMUPTING SERVICES, INC., 3300 MONROE AVE, ROCHESTER, NY (https://www.google.com/maps/place/3300%20MONROE%20AVE,ROCHESTER,NY)	Graph	3	\$56,098.00	\$56,098.00	\$56,098.00	\$56,098.00
Totals	Graph	7	\$55,295.71	\$56,098.00	\$50,482.00	\$56,098.00

Employer Name/Worksite Address	Graph	Count	Mean Wage	Median Wage	Lowest Wage	Highest Wage
SAM ASHER COMPUTING SERVICES, INC., 3300 MONROE AVE., ROCHESTER, NY (https://www.google.com/maps/place/3300%20MONROE%20AVE.,ROCHESTER,NY)	Graph	1	\$50,482.00	\$50,482.00	\$50,482.00	\$50,482.00
SAM ASHER COMUPTING SERVICES, INC., 3300 MONROE AVE, ROCHESTER, NY (https://www.google.com/maps/place/3300%20MONROE%20AVE,ROCHESTER,NY)	Graph	6	\$56,098.00	\$56,098.00	\$56,098.00	\$56,098.00
Totals	Graph	7	\$55,295.71	\$56,098.00	\$50,482.00	\$56,098.00

Latitude: 43.103886 Longitude: -77.581896

Employer Name/Worksite Address	Graph	Count	Mean Wage	Median Wage	Lowest Wage	Highest Wage
ERNST & YOUNG U.S. LLP, 200 MERIDIAN CENTRE BLVD, ROCHESTER, NY (https://www.google.com/maps/place/200%20MERIDIAN%20CENTRE%20BLVD,ROCHESTER,NY)	Graph	1	\$61,150.00	\$61,150.00	\$61,150.00	\$61,150.00

Employer Name/Worksite Address	Graph	Count	Mean Wage	Median Wage	Lowest Wage	Highest Wage
RANDSTAD TECHNOLOGIES, LLC, 200 MERIDIAN CENTRE, ROCHESTER, NY (https://www.google.com/maps/place/200%20MERIDIAN%20CENTRE,ROCHESTER,NY)	Graph	2	\$101,500.00	\$101,000.00	\$101,000.00	\$102,000.00
Totals	Graph	3	\$88,050.00	\$101,000.00	\$61,150.00	\$102,000.00

Latitude: 43.10841 Longitude: -77.447987

Employer Name/Worksite Address	Graph	Count	Mean Wage	Median Wage	Lowest Wage	Highest Wage
LIDESTRI FOODS INC., 815 W. WHITNEY ROAD, FAIRPORT, NY (https://www.google.com/maps/place/815%20W.%20WHITNEY%20ROAD,FAIRPORT,NY)	Graph	1	\$96,949.00	\$96,949.00	\$96,949.00	\$96,949.00
Totals	Graph	1	\$96,949.00	\$96,949.00	\$96,949.00	\$96,949.00

Employer Name/Worksite Address	Graph	Count	Mean Wage	Median Wage	Lowest Wage	Highest Wage
DAZ SYSTEMS, INC., 815 W. WHITNEY RD, FAIRPOINT, NY (https://www.google.com/maps/place/815%20W.%20WHITNEY%20RD,FAIRPOINT,NY)	Graph	50	\$139,277.00	\$139,277.00	\$139,277.00	\$139,277.00
DAZ SYSTEMS, INC., 815 W. WHITNEY ROAD, FAIRPOINT, NY (https://www.google.com/maps/place/815%20W.%20WHITNEY%20ROAD,FAIRPOINT,NY)	Graph	50	\$140,000.00	\$140,000.00	\$140,000.00	\$140,000.00
DAZ SYSTEMS, INC., 815 W. WHITNEY ROAD, FAIRPORT, NY (https://www.google.com/maps/place/815%20W.%20WHITNEY%20ROAD,FAIRPORT,NY)	Graph	51	\$137,011.31	\$137,812.56	\$96,949.00	\$137,812.56
DAZ SYSTEMS, INC., 815 W. WHITNEY RD., FAIRPOINT, NY (https://www.google.com/maps/place/815%20W.%20WHITNEY%20RD.,FAIRPOINT,NY)	Graph	100	\$134,250.00	\$133,500.00	\$133,500.00	\$135,000.00
Totals	Graph	251	\$136,957.88	\$137,812.56	\$96,949.00	\$140,000.00

Latitude: 43.108713 Longitude: -77.598431

Employer Name/Worksite Address	Graph	Count	Mean Wage	Median Wage	Lowest Wage	Highest Wage
BIRLASOFT INC, 100 SOUTH CLINTON AVENUE, ROCHESTER, NY (https://www.google.com/maps/place/100%20SOUTH%20CLINTON%20AVENUE,ROCHESTER,NY)	Graph	1	\$66,560.00	\$66,560.00	\$66,560.00	\$66,560.00
Totals	Graph	1	\$66,560.00	\$66,560.00	\$66,560.00	\$66,560.00

Latitude: 43.109038 Longitude: -76.038014

Employer Name/Worksite Address	Graph	Count	Mean Wage	Median Wage	Lowest Wage	Highest Wage
GRANDISON MANAGEMENT, INC., 7000 COLLAMER ROAD, EAST SYRACUSE, NY (https://www.google.com/maps/place/7000%20COLLAMER%20ROAD,EAST%20SYRACUSE,NY)	Graph	20	\$54,683.20	\$54,683.20	\$54,683.20	\$54,683.20
Totals	Graph	20	\$54,683.20	\$54,683.20	\$54,683.20	\$54,683.20

Latitude: 43.110002 Longitude: -76.187165

Employer Name/Worksite Address	Graph	Count	Mean Wage	Median Wage	Lowest Wage	Highest Wage
TATA CONSULTANCY SERVICES LIMITED, 1201 WOLF ST, SYRACUSE, NY (https://www.google.com/maps/place/1201%20WOLF%20ST,SYRACUSE,NY)	Graph	1	\$106,250.00	\$106,250.00	\$106,250.00	\$106,250.00
Totals	Graph	1	\$106,250.00	\$106,250.00	\$106,250.00	\$106,250.00

Latitude: 43.11038 Longitude: -76.197581

Employer Name/Worksite Address	Graph	Count	Mean Wage	Median Wage	Lowest Wage	Highest Wage

Employer Name/Worksite Address	Graph	Count	Mean Wage	Median Wage	Lowest Wage	Highest Wage
FUSION PLUS SOLUTIONS, INC., 101 COMMERCE BLVD., LIVERPOOL, NY (https://www.google.com/maps/place/101%20COMMERCE%20BLVD.,LIVERPOOL,NY)	Graph	1	\$75,600.00	\$75,600.00	\$75,600.00	\$75,600.00
GLOBALLOGIC, INC., 103 COMMERCE BLVD. SUITE A, LIVERPOOL, NY (https://www.google.com/maps/place/103%20COMMERCE%20BLVD.%20SUITE%20A,LIVERPOOL,NY)	Graph	1	\$70,574.00	\$70,574.00	\$70,574.00	\$70,574.00
Totals	Graph	2	\$73,087.00	\$70,574.00	\$70,574.00	\$75,600.00

Latitude: 43.111793 Longitude: -76.198724

Employer Name/Worksite Address	Graph	Count	Mean Wage	Median Wage	Lowest Wage	Highest Wage
TELECOM TECHNOLOGY SERVICES, INC, 103 MONARCH DRIVE, LIVERPOOL, NY (https://www.google.com/maps/place/103%20MONARCH%20DRIVE,LIVERPOOL,NY)	Graph	25	\$38,792.00	\$38,792.00	\$38,792.00	\$38,792.00
Totals	Graph	25	\$38,792.00	\$38,792.00	\$38,792.00	\$38,792.00

Latitude: 43.112426 Longitude: -77.606933

Employer Name/Worksite Address	Graph	Count	Mean Wage	Median Wage	Lowest Wage	Highest Wage
AROHA TECHNOLOGIES INC, 150 SAWGRASS DRIVE, ROCHESTER, NY (https://www.google.com/maps/place/150%20SAWGRASS%20DRIVE,ROCHESTER,NY)	Graph	1	\$80,000.00	\$80,000.00	\$80,000.00	\$80,000.00
Totals	Graph	1	\$80,000.00	\$80,000.00	\$80,000.00	\$80,000.00

Latitude: 43.112633 Longitude: -77.489846

Employer Name/Worksite Address	Graph	Count	Mean Wage	Median Wage	Lowest Wage	Highest Wage
LEAD IT CORPORATION, 300 EAST MAIN STREET #14A, EAST ROCHESTER, NY (https://www.google.com/maps/place/300%20EAST%20MAIN%20STREET%20#14A,EAST%20ROCHESTER,NY)	Graph	1	\$71,822.00	\$71,822.00	\$71,822.00	\$71,822.00
Totals	Graph	1	\$71,822.00	\$71,822.00	\$71,822.00	\$71,822.00

Latitude: 43.112791 Longitude: -77.485063

Employer Name/Worksite Address	Graph	Count	Mean Wage	Median Wage	Lowest Wage	Highest Wage
EXCELLUS BLUECROSS BLUESHIELD, 300 MAIN STREET, EAST ROCHESTER, NY (https://www.google.com/maps/place/300%20MAIN%20STREET,EAST%20ROCHESTER,NY)	Graph	2	\$79,000.00	\$60,000.00	\$60,000.00	\$98,000.00
Totals	Graph	2	\$79,000.00	\$60,000.00	\$60,000.00	\$98,000.00

Latitude: 43.112963 Longitude: -77.555327

Employer Name/Worksite Address	Graph	Count	Mean Wage	Median Wage	Lowest Wage	Highest Wage
EUREKA INFOTECH, INC, 919 S. WINTON ROAD, ROCHESTER, NY (https://www.google.com/maps/place/919%20S.%20WINTON%20ROAD,ROCHESTER,NY)	Graph	1	\$54,579.00	\$54,579.00	\$54,579.00	\$54,579.00
Totals	Graph	1	\$54,579.00	\$54,579.00	\$54,579.00	\$54,579.00

Latitude: 43.113094 Longitude: -77.572862

Employer Name/Employer Address	Graph	Count	Mean Wage	Median Wage	Lowest Wage	Highest Wage
BIO-OPTRONICS, INC., 1890 WINTON ROAD SOUTH - SUITE 190, ROCHESTER, NY (https://www.google.com/maps/place/1890%20WINTON%20ROAD%20SOUTH%20-%20SUITE%20190,ROCHESTER,NY)	Graph	2	\$57,000.00	\$57,000.00	\$57,000.00	\$57,000.00

Employer Name/Employer Address	Graph	Count	Mean Wage	Median Wage	Lowest Wage	Highest Wage
Totals	Graph	2	\$57,000.00	\$57,000.00	\$57,000.00	\$57,000.00

Employer Name/Worksite Address	Graph	Count	Mean Wage	Median Wage	Lowest Wage	Highest Wage
BIO-OPTRONICS, INC., 1890 WINTON ROAD SOUTH, ROCHESTER, NY (https://www.google.com/maps/place/1890%20WINTON%20ROAD%20SOUTH,ROCHESTER,NY)	Graph	2	\$57,000.00	\$57,000.00	\$57,000.00	\$57,000.00
Totals	Graph	2	\$57,000.00	\$57,000.00	\$57,000.00	\$57,000.00

Latitude: 43.114083 Longitude: -76.18339

Employer Name/Worksite Address	Graph	Count	Mean Wage	Median Wage	Lowest Wage	Highest Wage
VAREX IMAGING CORPORATION, 121 METROPOLITAN DRIVE, LIVERPOOL, NY (https://www.google.com/maps/place/121%20METROPOLITAN%20DRIVE,LIVERPOOL,NY)	Graph	1	\$112,147.88	\$112,147.88	\$112,147.88	\$112,147.88
Totals	Graph	1	\$112,147.88	\$112,147.88	\$112,147.88	\$112,147.88

Latitude: 43.114626 Longitude: -77.597195

Employer Name/Worksite Address	Graph	Count	Mean Wage	Median Wage	Lowest Wage	Highest Wage
RADIOLOGIX, INC., 2263 SOUTH CLINTON AVE, ROCHESTER, NY (https://www.google.com/maps/place/2263%20SOUTH%20CLINTON%20AVE,ROCHESTER,NY)	Graph	1	\$54,995.20	\$54,995.20	\$54,995.20	\$54,995.20
Totals	Graph	1	\$54,995.20	\$54,995.20	\$54,995.20	\$54,995.20

Latitude: 43.115709 Longitude: -77.660886

Employer Name/Employer Address	Graph	Count	Mean Wage	Median Wage	Lowest Wage	Highest Wage
BLUE HERON CONSULTING CORPORATION, 90 AIR PARK DRIVE, ROCHESTER, NY (https://www.google.com/maps/place/90%20AIR%20PARK%20DRIVE,ROCHESTER,NY)	Graph	1	\$75,000.00	\$75,000.00	\$75,000.00	\$75,000.00
BLUE HERON CONSULTING, 90 AIR PARK DR, ROCHESTER, NY (https://www.google.com/maps/place/90%20AIR%20PARK%20DR,ROCHESTER,NY)	Graph	1	\$75,000.00	\$75,000.00	\$75,000.00	\$75,000.00
BLUE HERON CONSULTING, 90 AIR PARK DRIVE, ROCHESTER, NY (https://www.google.com/maps/place/90%20AIR%20PARK%20DRIVE,ROCHESTER,NY)	Graph	1	\$75,000.00	\$75,000.00	\$75,000.00	\$75,000.00
BLUE HERON CONSULTING CORP, 90 AIR PARK DR, ROCHESTER, NY (https://www.google.com/maps/place/90%20AIR%20PARK%20DR,ROCHESTER,NY)	Graph	4	\$93,831.11	\$85,500.00	\$85,000.00	\$102,531.00
Totals	Graph	7	\$85,760.63	\$85,000.00	\$75,000.00	\$102,531.00

Employer Name/Worksite Address	Graph	Count	Mean Wage	Median Wage	Lowest Wage	Highest Wage
BLUE HERON CONSULTING CORPORATION, 90 AIR PARK DRIVE, ROCHESTER, NY (https://www.google.com/maps/place/90%20AIR%20PARK%20DRIVE,ROCHESTER,NY)	Graph	3	\$75,000.00	\$75,000.00	\$75,000.00	\$75,000.00
BLUE HERON CONSULTING CORP, 90 AIR PARK DR, ROCHESTER, NY (https://www.google.com/maps/place/90%20AIR%20PARK%20DR,ROCHESTER,NY)	Graph	4	\$93,831.11	\$85,500.00	\$85,000.00	\$102,531.00
Totals	Graph	7	\$85,760.63	\$85,000.00	\$75,000.00	\$102,531.00

Latitude: 43.116025 Longitude: -76.20487

Employer Name/Employer Address	Graph	Count	Mean Wage	Median Wage	Lowest Wage	Highest Wage
EMERALD EQUIPMENT SYSTEMS, INC., 7600 MORGAN ROAD, LIVERPOOL, NY (https://www.google.com/maps/place/7600%20MORGAN%20ROAD,LIVERPOOL,NY)	Graph	2	\$71,044.00	\$62,088.00	\$62,088.00	\$80,000.00
Totals	Graph	2	\$71,044.00	\$62,088.00	\$62,088.00	\$80,000.00

Employer Name/Worksite Address	Graph	Count	Mean Wage	Median Wage	Lowest Wage	Highest Wage
EMERALD EQUIPMENT SYSTEMS, INC., 7600 MORGAN ROAD, LIVERPOOL, NY (https://www.google.com/maps/place/7600%20MORGAN%20ROAD,LIVERPOOL,NY)	Graph	2	\$71,044.00	\$62,088.00	\$62,088.00	\$80,000.00
Totals	Graph	2	\$71,044.00	\$62,088.00	\$62,088.00	\$80,000.00

Latitude: 43.116561 Longitude: -77.550117

Employer Name/Worksite Address	Graph	Count	Mean Wage	Median Wage	Lowest Wage	Highest Wage
FORENSIC ECONOMICS, INC., 95 ALLENS CREEK ROAD, ROCHESTER, NY (https://www.google.com/maps/place/95%20ALLENS%20CREEK%20ROAD,ROCHESTER,NY)	Graph	1	\$78,000.00	\$78,000.00	\$78,000.00	\$78,000.00
Totals	Graph	1	\$78,000.00	\$78,000.00	\$78,000.00	\$78,000.00

Employer Name/Worksite Address	Graph	Count	Mean Wage	Median Wage	Lowest Wage	Highest Wage
FORENSIC ECONOMICS, INC., 95 ALLENS CREEK ROAD, ROCHESTER, NY (https://www.google.com/maps/place/95%20ALLENS%20CREEK%20ROAD,ROCHESTER,NY)	Graph	1	\$78,000.00	\$78,000.00	\$78,000.00	\$78,000.00
Totals	Graph	1	\$78,000.00	\$78,000.00	\$78,000.00	\$78,000.00

Latitude: 43.116693 Longitude: -77.550135

Employer Name/Worksite Address	Graph	Count	Mean Wage	Median Wage	Lowest Wage	Highest Wage
ICARDIAC TECHNOLOGIES, INC., 150 ALLENS CREEK ROAD, ROCHESTER, NY (https://www.google.com/maps/place/150%20ALLENS%20CREEK%20ROAD,ROCHESTER,NY)	Graph	6	\$53,910.33	\$55,000.00	\$43,098.00	\$62,000.00
Totals	Graph	6	\$53,910.33	\$55,000.00	\$43,098.00	\$62,000.00

Employer Name/Worksite Address	Graph	Count	Mean Wage	Median Wage	Lowest Wage	Highest Wage
ICARDIAC TECHNOLOGIES, INC., 150 ALLENS CREEK ROAD, ROCHESTER, NY (https://www.google.com/maps/place/150%20ALLENS%20CREEK%20ROAD,ROCHESTER,NY)	Graph	6	\$53,910.33	\$55,000.00	\$43,098.00	\$62,000.00
Totals	Graph	6	\$53,910.33	\$55,000.00	\$43,098.00	\$62,000.00

Latitude: 43.116979 Longitude: -77.516828

Employer Name/Worksite Address	Graph	Count	Mean Wage	Median Wage	Lowest Wage	Highest Wage
ST. JOHN FISHER COLLEGE, 3690 EAST AVENUE, ROCHESTER, NY (https://www.google.com/maps/place/3690%20EAST%20AVENUE,ROCHESTER,NY)	Graph	3	\$104,767.27	\$107,150.90	\$100,000.00	\$107,150.90
Totals	Graph	3	\$104,767.27	\$107,150.90	\$100,000.00	\$107,150.90

Employer Name/Worksite Address	Graph	Count	Mean Wage	Median Wage	Lowest Wage	Highest Wage
ST. JOHN FISHER COLLEGE, 3690 EAST AVENUE, ROCHESTER, NY (https://www.google.com/maps/place/3690%20EAST%20AVENUE,ROCHESTER,NY)	Graph	3	\$104,767.27	\$107,150.90	\$100,000.00	\$107,150.90
Totals	Graph	3	\$104,767.27	\$107,150.90	\$100,000.00	\$107,150.90

Latitude: 43.117549 Longitude: -77.55485

Employer Name/Worksite Address	Graph	Count	Mean Wage	Median Wage	Lowest Wage	Highest Wage
PREMIUM MORTGAGE CORP., 2541 MONROE AVENUE, ROCHESTER, NY (https://www.google.com/maps/place/2541%20MONROE%20AVENUE,ROCHESTER,NY)	Graph	2	\$56,000.00	\$56,000.00	\$56,000.00	\$56,000.00

Employer Name/Employer Address	Graph	Count	Mean Wage	Median Wage	Lowest Wage	Highest Wage
Totals	Graph	2	\$56,000.00	\$56,000.00	\$56,000.00	\$56,000.00

Employer Name/Worksite Address	Graph	Count	Mean Wage	Median Wage	Lowest Wage	Highest Wage
PREMIUM MORTGAGE CORP., 2541 MONROE AVENUE, ROCHESTER, NY (https://www.google.com/maps/place/2541%20MONROE%20AVENUE,ROCHESTER,NY)	Graph	2	\$56,000.00	\$56,000.00	\$56,000.00	\$56,000.00
Totals	Graph	2	\$56,000.00	\$56,000.00	\$56,000.00	\$56,000.00

Latitude: 43.117811 Longitude: -75.210291

Employer Name/Worksite Address	Graph	Count	Mean Wage	Median Wage	Lowest Wage	Highest Wage
BELL INFO SOLUTIONS, LLC, 414 TRENTON ROAD, UTICA, NY (https://www.google.com/maps/place/414%20TRENTON%20ROAD,UTICA,NY)	Graph	1	\$70,000.00	\$70,000.00	\$70,000.00	\$70,000.00
WISE EQUATION SOLUTIONS INC, 414 TRENTON RD, UTICA, NY (https://www.google.com/maps/place/414%20TRENTON%20RD,UTICA,NY)	Graph	1	\$65,000.00	\$65,000.00	\$65,000.00	\$65,000.00
Totals	Graph	2	\$67,500.00	\$65,000.00	\$65,000.00	\$70,000.00

Latitude: 43.117818 Longitude: -77.613288

Employer Name/Worksite Address	Graph	Count	Mean Wage	Median Wage	Lowest Wage	Highest Wage
GE MDS, LLC, 175 SCIENCE PARKWAY, ROCHESTER, NY (https://www.google.com/maps/place/175%20SCIENCE%20PARKWAY,ROCHESTER,NY)	Graph	2	\$100,500.00	\$80,000.00	\$80,000.00	\$121,000.00
Totals	Graph	2	\$100,500.00	\$80,000.00	\$80,000.00	\$121,000.00

Latitude: 43.117825 Longitude: -77.596048

Employer Name/Employer Address	Graph	Count	Mean Wage	Median Wage	Lowest Wage	Highest Wage
RAVI ENGINEERING AND LAND SURVEYING PC, 2110 SOUTH CLINTON AVENUE, ROCHESTER, NY (https://www.google.com/maps/place/2110%20SOUTH%20CLINTON%20AVENUE,ROCHESTER,NY)	Graph	1	\$56,160.00	\$56,160.00	\$56,160.00	\$56,160.00
Totals	Graph	1	\$56,160.00	\$56,160.00	\$56,160.00	\$56,160.00

Employer Name/Worksite Address	Graph	Count	Mean Wage	Median Wage	Lowest Wage	Highest Wage
RAVI ENGINEERING AND LAND SURVEYING PC, 2110 SOUTH CLINTON AVENUE, ROCHESTER, NY (https://www.google.com/maps/place/2110%20SOUTH%20CLINTON%20AVENUE,ROCHESTER,NY)	Graph	1	\$56,160.00	\$56,160.00	\$56,160.00	\$56,160.00
Totals	Graph	1	\$56,160.00	\$56,160.00	\$56,160.00	\$56,160.00

Latitude: 43.118 Longitude: -78.968248

Employer Name/Employer Address	Graph	Count	Mean Wage	Median Wage	Lowest Wage	Highest Wage
AAVID NIAGARA, LLC, 3315 HASELEY DRIVE, NIAGARA FALLS, NY (https://www.google.com/maps/place/3315%20HASELEY%20DRIVE,NIAGARA%20FALLS,NY)	Graph	1	\$41,600.00	\$41,600.00	\$41,600.00	\$41,600.00
Totals	Graph	1	\$41,600.00	\$41,600.00	\$41,600.00	\$41,600.00

Employer Name/Worksite Address	Graph	Count	Mean Wage	Median Wage	Lowest Wage	Highest Wage
AAVID NIAGARA, LLC, 3315 HASELEY DRIVE, NIAGARA FALLS, NY (https://www.google.com/maps/place/3315%20HASELEY%20DRIVE,NIAGARA%20FALLS,NY)	Graph	1	\$41,600.00	\$41,600.00	\$41,600.00	\$41,600.00

Employer Name/Worksite Address	Graph	Count	Mean Wage	Median Wage	Lowest Wage	Highest Wage
Totals	Graph	1	\$41,600.00	\$41,600.00	\$41,600.00	\$41,600.00

Latitude: 43.121707 Longitude: -76.162168

Employer Name/Worksite Address	Graph	Count	Mean Wage	Median Wage	Lowest Wage	Highest Wage
UNIVERSITY HILL GASTROENTEROLOGY ASSOCIATES, PC, 5100 W TAFT RD, LIVERPOOL, NY (https://www.google.com/maps/place/5100%20W%20TAFT%20RD,LIVERPOOL,NY)	Graph	1	\$105,000.00	\$105,000.00	\$105,000.00	\$105,000.00
Totals	Graph	1	\$105,000.00	\$105,000.00	\$105,000.00	\$105,000.00

Employer Name/Worksite Address	Graph	Count	Mean Wage	Median Wage	Lowest Wage	Highest Wage
UNIVERSITY HILL GASTROENTEROLOGY ASSOCIATES, PC, 5100 W TAFT RD, LIVERPOOL, NY (https://www.google.com/maps/place/5100%20W%20TAFT%20RD,LIVERPOOL,NY)	Graph	1	\$105,000.00	\$105,000.00	\$105,000.00	\$105,000.00
Totals	Graph	1	\$105,000.00	\$105,000.00	\$105,000.00	\$105,000.00

Latitude: 43.121923 Longitude: -76.166944

Employer Name/Worksite Address	Graph	Count	Mean Wage	Median Wage	Lowest Wage	Highest Wage
CSC COVANSYS CORPORATION, 7300 CEDAR POST ROAD, LIVERPOOL, NY (https://www.google.com/maps/place/7300%20CEDAR%20POST%20ROAD,LIVERPOOL,NY)	Graph	10	\$54,891.00	\$54,891.00	\$54,891.00	\$54,891.00
Totals	Graph	10	\$54,891.00	\$54,891.00	\$54,891.00	\$54,891.00

Latitude: 43.122529 Longitude: -77.623987

Employer Name/Worksite Address	Graph	Count	Mean Wage	Median Wage
UNIVERSITY OF ROCHESTER, CENTER FOR TRANSLATIONAL NEUROMEDICINE, ROCHESTER, NY (https://www.google.com/maps/place/CENTER%20FOR%20TRANSLATIONAL%20NEUROMEDICINE,ROCHESTER,NY)	Graph	1	\$64,958.00	\$64,958.00
UNIVERSITY OF ROCHESTER, CENTER FOR VACCINE BIOLOGY AND IMMUNOLOGY, ROCHESTER, NY (https://www.google.com/maps/place/CENTER%20FOR%20VACCINE%20BIOLOGY%20AND%20IMMUNOLOGY,ROCHESTER,NY)	Graph	1	\$51,625.58	\$51,625.58
UNIVERSITY OF ROCHESTER, DEPARTMENT OF BIOMEDICAL GENETICS, ROCHESTER, NY (https://www.google.com/maps/place/DEPARTMENT%20OF%20BIOMEDICAL%20GENETICS,ROCHESTER,NY)	Graph	1	\$47,500.00	\$47,500.00
UNIVERSITY OF ROCHESTER, DEPARTMENT OF IMAGING SCIENCE, ROCHESTER, NY (https://www.google.com/maps/place/DEPARTMENT%20OF%20IMAGING%20SCIENCE,ROCHESTER,NY)	Graph	1	\$293,000.00	\$293,000.00
UNIVERSITY OF ROCHESTER, DEPARTMENT OF IMAGING SCIENCES, ROCHESTER, NY (https://www.google.com/maps/place/DEPARTMENT%20OF%20IMAGING%20SCIENCES,ROCHESTER,NY)	Graph	1	\$50,422.00	\$50,422.00
UNIVERSITY OF ROCHESTER, DEPARTMENT OF MICROBIOLOGY & IMMUNOLOGY, ROCHESTER, NY (https://www.google.com/maps/place/DEPARTMENT%20OF%20MICROBIOLOGY%20%26%20IMMUNOLOGY,ROCHESTER,NY)	Graph	1	\$52,832.00	\$52,832.00
UNIVERSITY OF ROCHESTER, DEPARTMENT OF OPHTHALMOLOGY, ROCHESTER, NY (https://www.google.com/maps/place/DEPARTMENT%20OF%20OPHTHALMOLOGY,ROCHESTER,NY)	Graph	1	\$47,476.00	\$47,476.00
UNIVERSITY OF ROCHESTER, DEPARTMENT OF ORTHOPAEDICS, ROCHESTER, NY (https://www.google.com/maps/place/DEPARTMENT%20OF%20ORTHOPAEDICS,ROCHESTER,NY)	Graph	1	\$50,000.00	\$50,000.00
UNIVERSITY OF ROCHESTER, DEPARTMENT OF PEDIATRICS, GI, ROCHESTER, NY (https://www.google.com/maps/place/DEPARTMENT%20OF%20PEDIATRICS,%20GI,ROCHESTER,NY)	Graph	1	\$210,000.00	\$210,000.00
UNIVERSITY OF ROCHESTER, DEPT OF ANESTHESIOLOGY, ROCHESTER, NY (https://www.google.com/maps/place/DEPT%20OF%20ANESTHESIOLOGY,ROCHESTER,NY)	Graph	1	\$47,476.00	\$47,476.00
UNIVERSITY OF ROCHESTER, DEPT OF BIOCHEMISTRY AND BIOPHYSICS, URMIC, ROCHESTER, NY (https://www.google.com/maps/place/DEPT%20OF%20BIOCHEMISTRY%20AND%20BIOPHYSICS,%20URMIC,ROCHESTER,NY)	Graph	1	\$89,500.00	\$89,500.00
UNIVERSITY OF ROCHESTER, DEPT. OF BIostatistics & COMPUTATIONAL BIOLOGY, ROCHESTER, NY (https://www.google.com/maps/place/DEPT.%20OF%20BIostatISTICS%20%26%20COMPUTATIONAL%20BIOLOGY,ROCHESTER,NY)	Graph	1	\$112,500.00	\$112,500.00

Employer Name/Worksite Address	Graph	Count	Mean Wage	Median Wage
UNIVERSITY OF ROCHESTER, DEPT. OF ORTHOPAEDICS AND REHABILITATION, ROCHESTER, NY (https://www.google.com/maps/place/DEPT.%20OF%20ORTHOPAEDICS%20AND%20REHABILITATION,ROCHESTER,NY)	Graph	1	\$94,000.00	\$94,000.00
UNIVERSITY OF ROCHESTER, DEPT. OF PHARMACOLOGY & PHYSIOLOGY, ROCHESTER, NY (https://www.google.com/maps/place/DEPT.%20OF%20PHARMACOLOGY%20%26%20PHYSIOLOGY,ROCHESTER,NY)	Graph	1	\$95,000.00	\$95,000.00
UNIVERSITY OF ROCHESTER, DEPT. OF SURGERY, DIV. OF CARDIAC SURGERY, ROCHESTER, NY (https://www.google.com/maps/place/DEPT.%20OF%20SURGERY,%20DIV.%20OF%20CARDIAC%20SURGERY,ROCHESTER,NY)	Graph	1	\$300,000.00	\$300,000.00
UNIVERSITY OF ROCHESTER, MICROBIOLOGY AND IMMUNOLOGY, ROCHESTEER, NY (https://www.google.com/maps/place/MICROBIOLOGY%20AND%20IMMUNOLOGY,ROCHESTEER,NY)	Graph	1	\$53,706.00	\$53,706.00
UNIVERSITY OF ROCHESTER, PATHOLOGY AND LAB MEDICINE. SMH, ROCHESTER, NY (https://www.google.com/maps/place/PATHOLOGY%20AND%20LAB%20MEDICINE.%20SMH,ROCHESTER,NY)	Graph	1	\$55,931.20	\$55,931.20
UNIVERSITY OF ROCHESTER, PUBLIC HEALTH SCIENCES, ROCHESTER, NY (https://www.google.com/maps/place/PUBLIC%20HEALTH%20SCIENCES,ROCHESTER,NY)	Graph	1	\$98,000.00	\$98,000.00
UNIVERSITY OF ROCHESTER, SCHOOL OF NURSING, ROCHESTEER, NY (https://www.google.com/maps/place/SCHOOL%20OF%20NURSING,ROCHESTEER,NY)	Graph	1	\$88,000.00	\$88,000.00
UNIVERSITY OF ROCHESTER, URMIC CARDIOLOGY, ROCHESTER, NY (https://www.google.com/maps/place/URMC%20CARDIOLOGY,ROCHESTER,NY)	Graph	1	\$85,000.00	\$85,000.00
UNIVERSITY OF ROCHESTER, WILMONT CANCER CENTER, STRONG MEM. HOSPITAL, ROCHESTER, NY (https://www.google.com/maps/place/WILMONT%20CANCER%20CENTER,%20STRONG%20MEM.%20HOSPITAL,ROCHESTER,NY)	Graph	1	\$87,501.00	\$87,501.00
UNITY HEALTH SYSTEM, UNIVERSITY OF ROCHESTER, ROCHESTER, NY (https://www.google.com/maps/place/UNIVERSITY%20OF%20ROCHESTER,ROCHESTER,NY)	Graph	2	\$54,626.00	\$54,626.00
UNIVERSITY OF ROCHESTER, CENTER FOR TRANSLATIONAL NEUROMEDICINE, ROCHESTER, NY (https://www.google.com/maps/place/CENTER%20FOR%20TRANSLATIONAL%20NEUROMEDICINE,ROCHESTER,NY)	Graph	2	\$42,719.50	\$37,939.00
UNIVERSITY OF ROCHESTER, CTR FOR VACCINE BIOLOGY & IMMUNOLOGY, ROCHESTER, NY (https://www.google.com/maps/place/CTR%20FOR%20VACCINE%20BIOLOGY%20%26%20IMMUNOLOGY,ROCHESTER,NY)	Graph	2	\$56,268.50	\$51,801.00
UNIVERSITY OF ROCHESTER, DEPT. OF BIOCHEMISTRY AND BIOPHYSICS, ROCHESTER, NY (https://www.google.com/maps/place/DEPT.%20OF%20BIOCHEMISTRY%20AND%20BIOPHYSICS,ROCHESTER,NY)	Graph	2	\$47,741.50	\$46,883.00
UNIVERSITY OF ROCHESTER, FLAUM EYE INSTITUTE, ROCHESTER, NY (https://www.google.com/maps/place/FLAUM%20EYE%20INSTITUTE,ROCHESTER,NY)	Graph	2	\$106,891.00	\$106,891.00
UNIVERSITY OF ROCHESTER, PATHOLOGY AND LABORATORY MEDICINE, ROCHESTER, NY (https://www.google.com/maps/place/PATHOLOGY%20AND%20LABORATORY%20MEDICINE,ROCHESTER,NY)	Graph	2	\$53,447.50	\$47,476.00
UNIVERSITY OF ROCHESTER, SCHOOL OF NURSING, ROCHESTER, NY (https://www.google.com/maps/place/SCHOOL%20OF%20NURSING,ROCHESTER,NY)	Graph	2	\$60,000.00	\$55,000.00
UNIVERSITY OF ROCHESTER, STRONG MEMORIAL HOSPITAL, ROCHESTER, NY (https://www.google.com/maps/place/STRONG%20MEMORIAL%20HOSPITAL,ROCHESTER,NY)	Graph	2	\$72,209.50	\$59,419.00
UNIVERSITY OF ROCHESTER, DEPARTMENT OF PEDIATRICS, ROCHESTER, NY (https://www.google.com/maps/place/DEPARTMENT%20OF%20PEDIATRICS,ROCHESTER,NY)	Graph	3	\$51,462.00	\$51,000.00
Totals	Graph	40	\$80,415.52	\$55,931.20

Latitude: 43.122912 Longitude: -77.516568

Employer Name/Employer Address	Graph	Count	Mean Wage	Median Wage	Lowest Wage	Highest Wage
LPA SOFTWARE SOLUTIONS LLC, 400 LINDEN OAKS, ROCHESTER, NY (https://www.google.com/maps/place/400%20LINDEN%20OAKS,ROCHESTER,NY)	Graph	3	\$67,659.33	\$66,700.00	\$58,278.00	\$78,000.00
Totals	Graph	3	\$67,659.33	\$66,700.00	\$58,278.00	\$78,000.00

Employer Name/Worksite Address	Graph	Count	Mean Wage	Median Wage	Lowest Wage	Highest Wage
LPA SOFTWARE SOLUTIONS LLC, 400 LINDEN OAKS, ROCHESTER, NY (https://www.google.com/maps/place/400%20LINDEN%20OAKS,ROCHESTER,NY)	Graph	2	\$72,350.00	\$66,700.00	\$66,700.00	\$78,000.00
Totals	Graph	2	\$72,350.00	\$66,700.00	\$66,700.00	\$78,000.00

Latitude: 43.123237 Longitude: -77.500435

Employer Name/Worksite Address	Graph	Count	Mean Wage	Median Wage	Lowest Wage	Highest Wage
SYNAPTICS, INC., 90 LINDEN OAKS, ROCHESTER, NY (https://www.google.com/maps/place/90%20LINDEN%20OAKS,ROCHESTER,NY)	Graph	4	\$84,634.50	\$76,734.00	\$76,110.00	\$108,093.00
Totals	Graph	4	\$84,634.50	\$76,734.00	\$76,110.00	\$108,093.00

Latitude: 43.12357 Longitude: -77.519251

Employer Name/Worksite Address	Graph	Count	Mean Wage	Median Wage	Lowest Wage	Highest Wage
IBM INDIA PRIVATE LIMITED, 160 LINDEN OAKS, ROCHESTER, NY (https://www.google.com/maps/place/160%20LINDEN%20OAKS,ROCHESTER,NY)	Graph	1	\$81,837.00	\$81,837.00	\$81,837.00	\$81,837.00
Totals	Graph	1	\$81,837.00	\$81,837.00	\$81,837.00	\$81,837.00

Latitude: 43.124465 Longitude: -75.21854

Employer Name/Employer Address	Graph	Count	Mean Wage	Median Wage	Lowest Wage	Highest Wage
SIVIC SOLUTIONS GROUP, LLC, 414 TRENTON AVENUE, UTICA, NY (https://www.google.com/maps/place/414%20TRENTON%20AVENUE,UTICA,NY)	Graph	2	\$55,500.00	\$55,500.00	\$55,500.00	\$55,500.00
Totals	Graph	2	\$55,500.00	\$55,500.00	\$55,500.00	\$55,500.00

Employer Name/Worksite Address	Graph	Count	Mean Wage	Median Wage	Lowest Wage	Highest Wage
SIVIC SOLUTIONS GROUP, LLC, 414 TRENTON AVENUE, UTICA, NY (https://www.google.com/maps/place/414%20TRENTON%20AVENUE,UTICA,NY)	Graph	2	\$55,500.00	\$55,500.00	\$55,500.00	\$55,500.00
Totals	Graph	2	\$55,500.00	\$55,500.00	\$55,500.00	\$55,500.00

Latitude: 43.124733 Longitude: -77.623801

Employer Name/Worksite Address	Graph	Count	Mean Wage	Median Wage	Lowest Wage	Highest Wage
UNIVERSITY OF ROCHESTER, 601 ELMWOOD AVE., ROCHESTER, NY (https://www.google.com/maps/place/601%20ELMWOOD%20AVE.,ROCHESTER,NY)	Graph	1	\$85,000.00	\$85,000.00	\$85,000.00	\$85,000.00
Totals	Graph	1	\$85,000.00	\$85,000.00	\$85,000.00	\$85,000.00

Latitude: 43.124987 Longitude: -77.593068

Employer Name/Employer Address	Graph	Count	Mean Wage	Median Wage	Lowest Wage	Highest Wage
MCQUAID JESUIT HIGH SCHOOL, 1800 S. CLINTON AVE., ROCHESTER, NY (https://www.google.com/maps/place/1800%20S.%20CLINTON%20AVE.,ROCHESTER,NY)	Graph	1	\$43,530.00	\$43,530.00	\$43,530.00	\$43,530.00
Totals	Graph	1	\$43,530.00	\$43,530.00	\$43,530.00	\$43,530.00

Employer Name/Worksite Address	Graph	Count	Mean Wage	Median Wage	Lowest Wage	Highest Wage
MCQUAID JESUIT HIGH SCHOOL, 1800 S. CLINTON AVE., ROCHESTER, NY (https://www.google.com/maps/place/1800%20S.%20CLINTON%20AVE.,ROCHESTER,NY)	Graph	1	\$43,530.00	\$43,530.00	\$43,530.00	\$43,530.00
Totals	Graph	1	\$43,530.00	\$43,530.00	\$43,530.00	\$43,530.00

Latitude: 43.126054 Longitude: -77.492195

Employer Name/Employer Address	Graph	Count	Mean Wage	Median Wage	Lowest Wage	Highest Wage
--------------------------------	-------	-------	-----------	-------------	-------------	--------------

Employer Name/Employer Address	Graph	Count	Mean Wage	Median Wage	Lowest Wage	Highest Wage
PAYCHEX, INC., 911 PANORAMA TRAIL SOUTH, ROCHESTER, NY (https://www.google.com/maps/place/911%20PANORAMA%20TRAIL%20SOUTH,ROCHESTER,NY)	Graph	18	\$86,301.30	\$88,150.40	\$60,000.00	\$108,000.00
Totals	Graph	18	\$86,301.30	\$88,150.40	\$60,000.00	\$108,000.00

Employer Name/Worksite Address	Graph	Count	Mean Wage	Median Wage	Lowest Wage	Highest Wage
ANTRA, INC., 911 PANORAMA TRAIL S, ROCHESTER, NY (https://www.google.com/maps/place/911%20PANORAMA%20TRAIL%20S,ROCHESTER,NY)	Graph	1	\$60,000.00	\$60,000.00	\$60,000.00	\$60,000.00
Totals	Graph	1	\$60,000.00	\$60,000.00	\$60,000.00	\$60,000.00

Latitude: 43.12606 Longitude: -76.10317

Employer Name/Employer Address	Graph	Count	Mean Wage	Median Wage	Lowest Wage	Highest Wage
ICM CONTROLS CORP., 7313 WILLIAM BARRY BLVD., NORTH SYRACUSE, NY (https://www.google.com/maps/place/7313%20WILLIAM%20BARRY%20BLVD.,NORTH%20SYRACUSE,NY)	Graph	1	\$58,219.00	\$58,219.00	\$58,219.00	\$58,219.00
Totals	Graph	1	\$58,219.00	\$58,219.00	\$58,219.00	\$58,219.00

Employer Name/Worksite Address	Graph	Count	Mean Wage	Median Wage	Lowest Wage	Highest Wage
ICM CONTROLS CORP., 7313 WILLIAM BARRY BLVD., NORTH SYRACUSE, NY (https://www.google.com/maps/place/7313%20WILLIAM%20BARRY%20BLVD.,NORTH%20SYRACUSE,NY)	Graph	1	\$58,219.00	\$58,219.00	\$58,219.00	\$58,219.00
TRINITY CORPORATION, 7279 WILLIAM BARRY BLVD, NORTH SYRACUSE, NY (https://www.google.com/maps/place/7279%20WILLIAM%20BARRY%20BLVD,NORTH%20SYRACUSE,NY)	Graph	3	\$104,722.33	\$98,662.00	\$93,069.00	\$122,436.00
NOVANTA CORPORATION, 7279 WILLIAM BARRY BLVD., SYRACUSE, NY (https://www.google.com/maps/place/7279%20WILLIAM%20BARRY%20BLVD.,SYRACUSE,NY)	Graph	4	\$70,423.50	\$67,683.00	\$58,219.00	\$85,301.00
Totals	Graph	8	\$81,760.00	\$70,491.00	\$58,219.00	\$122,436.00

Latitude: 43.126305 Longitude: -77.515464

Employer Name/Employer Address	Graph	Count	Mean Wage	Median Wage	Lowest Wage	Highest Wage
EMERGING 1, INC., 412 LINDEN AVENUE, ROCHESTER, NY (https://www.google.com/maps/place/412%20LINDEN%20AVENUE,ROCHESTER,NY)	Graph	2	\$110,000.00	\$90,000.00	\$90,000.00	\$130,000.00
Totals	Graph	2	\$110,000.00	\$90,000.00	\$90,000.00	\$130,000.00

Employer Name/Worksite Address	Graph	Count	Mean Wage	Median Wage	Lowest Wage	Highest Wage
EMERGING 1, INC., 412 LINDEN AVENUE, ROCHESTER, NY (https://www.google.com/maps/place/412%20LINDEN%20AVENUE,ROCHESTER,NY)	Graph	2	\$110,000.00	\$90,000.00	\$90,000.00	\$130,000.00
Totals	Graph	2	\$110,000.00	\$90,000.00	\$90,000.00	\$130,000.00

Latitude: 43.127399 Longitude: -77.732345

Employer Name/Worksite Address	Graph	Count	Mean Wage	Median Wage	Lowest Wage	Highest Wage
SAAN INTERNATIONAL, 787 ELMGROVE RD BLDG 1, ROCHESTER, NY (https://www.google.com/maps/place/787%20ELMGROVE%20RD%20BLDG%201,ROCHESTER,NY)	Graph	1	\$72,000.00	\$72,000.00	\$72,000.00	\$72,000.00
Totals	Graph	1	\$72,000.00	\$72,000.00	\$72,000.00	\$72,000.00

Latitude: 43.127631 Longitude: -75.229185

Employer Name/Employer Address	Graph	Count	Mean Wage	Median Wage	Lowest Wage	Highest Wage
SUNY POLYTECHNIC INSTITUTE, 100 SEYMOUR ROAD, UTICA, NY (https://www.google.com/maps/place/100%20SEYMOUR%20ROAD,UTICA,NY)	Graph	1	\$88,608.00	\$88,608.00	\$88,608.00	\$88,608.00
Totals	Graph	1	\$88,608.00	\$88,608.00	\$88,608.00	\$88,608.00

Employer Name/Worksite Address	Graph	Count	Mean Wage	Median Wage	Lowest Wage	Highest Wage
SUNY POLYTECHNIC INSTITUTE, 100 SEYMOUR ROAD, UTICA, NY (https://www.google.com/maps/place/100%20SEYMOUR%20ROAD,UTICA,NY)	Graph	1	\$88,608.00	\$88,608.00	\$88,608.00	\$88,608.00
SUNY POLYTECHNIC INSTITUTE, 100 SEYMOUR RD, UTICA, NY (https://www.google.com/maps/place/100%20SEYMOUR%20RD,UTICA,NY)	Graph	4	\$74,375.00	\$75,000.00	\$65,000.00	\$80,000.00
Totals	Graph	5	\$77,221.60	\$77,500.00	\$65,000.00	\$88,608.00









Latitude: 43.128661 Longitude: -77.629147

Employer Name/Employer Address	Graph	Count	Mean Wage	Median Wage	Lowest Wage	Highest Wage
UN IVERSITY OF ROCHESTER, INTERNATIONAL SERVICES OFFICE, ROCHESTER, NY (https://www.google.com/maps/place/INTERNATIONAL%20SERVICES%20OFFICE,ROCHESTER,NY)	Graph	1	\$95,000.00	\$95,000.00	\$95,000.00	\$95,000.00
UNIVERSITY OF ROCHESTER, INTERNATIONAL SERVICES OFFICE, ROCHESTER, NY (https://www.google.com/maps/place/INTERNATIONAL%20SERVICES%20OFFICE,ROCHESTER,NY)	Graph	1	\$51,000.00	\$51,000.00	\$51,000.00	\$51,000.00
UNIVERSITY OF ROCHESTER, 213 MOREY HALL RC BOX: 270446, ROCHESTER, NY (https://www.google.com/maps/place/213%20MOREY%20HALL%20RC%20BOX:%20%20270446,ROCHESTER,NY)	Graph	1	\$64,958.00	\$64,958.00	\$64,958.00	\$64,958.00
UNIVERSITY OF ROCHESTER, INTERNATIONAL AND RELOCATION SERVICES, ROCHESTER, NY (https://www.google.com/maps/place/INTERNATIONAL%20AND%20RELOCATION%20SERVICES,ROCHESTER,NY)	Graph	1	\$59,419.00	\$59,419.00	\$59,419.00	\$59,419.00
UNIVERSITY OF ROCHESTER, INTERNATIONAL SERVICES OFFICE,, ROCHESTER, NY (https://www.google.com/maps/place/INTERNATIONAL%20SERVICES%20OFFICE,,ROCHESTER,NY)	Graph	1	\$60,500.00	\$60,500.00	\$60,500.00	\$60,500.00
UNIVERSITY OF ROCHESTER, INTERNATIONAL SERVVIIES OFFICE, ROCHESTER, NY (https://www.google.com/maps/place/INTERNATIONAL%20SERVVIES%20OFFICE,ROCHESTER,NY)	Graph	1	\$47,500.00	\$47,500.00	\$47,500.00	\$47,500.00
UNIVERSITY OF ROCHESTER, ISO, 213 MOREY HALL, ROCHESTER, NY (https://www.google.com/maps/place/ISO,%20%2020213%20MOREY%20HALL,ROCHESTER,NY)	Graph	1	\$51,700.00	\$51,700.00	\$51,700.00	\$51,700.00
UNIVERSITY OF ROCHESTER, ISO, 213 MOREY HALL, ROCHESTER, NY (https://www.google.com/maps/place/ISO,%20%2020213%20MOREY%20HALL,ROCHESTER,NY)	Graph	1	\$98,000.00	\$98,000.00	\$98,000.00	\$98,000.00
UNIVERSITY OF ROCHESTER, ISO, 213 MOREY HALL , RC BOX 270446, ROCHESTER, NY (https://www.google.com/maps/place/ISO,%2020213%20MOREY%20HALL%20,%20%2020RC%20BOX%20270446,ROCHESTER,NY)	Graph	1	\$38,896.00	\$38,896.00	\$38,896.00	\$38,896.00
UNIVERSITY OF ROCHESTER, ISO, 213 MOREY HALL, RC: 270446, ROCHESTER, NY (https://www.google.com/maps/place/ISO,%2020213%20MOREY%20HALL,%20%2020RC:%20270446,ROCHESTER,NY)	Graph	1	\$97,604.00	\$97,604.00	\$97,604.00	\$97,604.00
UNIVERSITY OF ROCHESTER, ISO, 213 MOREY HALL, RC BOX: 270446, ROCHESTER, NY (https://www.google.com/maps/place/ISO,%2020213%20MOREY%20HALL,%20%2020RC%20BOX:%20270446,ROCHESTER,NY)	Graph	1	\$51,958.00	\$51,958.00	\$51,958.00	\$51,958.00
UNIVERSITY OF ROCHESTER, ISO, 213 MOREY HALL, RC BOX: 270446, ROCHESTER, NY (https://www.google.com/maps/place/ISO,%2020213%20MOREY%20HALL,%20RC%20BOX:%20270446,ROCHESTER,NY)	Graph	2	\$75,661.00	\$75,000.00	\$75,000.00	\$75,661.00
UNIVERSITY OF ROCHESTER, 213 MOREY HALL, ROCHESTER, NY (https://www.google.com/maps/place/213%20MOREY%20HALL,ROCHESTER,NY)	Graph	3	\$91,367.19	\$51,625.58	\$51,625.58	\$91,367.19
UNIVERSITY OF ROCHESTER, ISO, 213 MOREY HALL, ROCHESTER, NY (https://www.google.com/maps/place/ISO,%2020213%20MOREY%20HALL,ROCHESTER,NY)	Graph	5	\$68,666.24	\$65,000.00	\$65,000.00	\$68,666.24
UNIVERSITY OF ROCHESTER, INTERNATIONAL SERVICES OFFICE, ROCHESTER, NY (https://www.google.com/maps/place/INTERNATIONAL%20SERVICES%20OFFICE,ROCHESTER,NY)	Graph	10	\$79,830.70	\$48,600.00	\$48,600.00	\$79,830.70
UNIVERSITY OF ROCHESTER, INTERNATIONAL SERVICES OFFICE, 213 MOREY HALL, ROCHESTER, NY (https://www.google.com/maps/place/INTERNATIONAL%20SERVICES%20OFFICE,%20213%20MOREY%20HALL,ROCHESTER,NY)	Graph	61	\$92,226.56	\$80,000.00	\$80,000.00	\$92,226.56
Totals	Graph	92	\$85,971.92	\$68,289.00	\$68,289.00	\$92,226.56



Employer Name/Worksite Address	Graph	Count	Mean Wage
UNIVERSITY OF ROCHESTER, 3501 WEGMANS HALL, ROCHESTER, NY (https://www.google.com/maps/place/3501%20WEGMANS%20HALL,ROCHESTER,NY)	Graph	1	\$110,000.00

Employer Name/Worksite Address	Graph	Count	Mean Wage	
UNIVERSITY OF ROCHESTER, ASE DEAN'S OFFICE, ROCHESTER, NY (https://www.google.com/maps/place/ASE%20DEAN'S%20OFFICE,ROCHESTER,NY)	Graph	1	\$46,000.00	\$
UNIVERSITY OF ROCHESTER, CAREER CENTER, ROCHESTER, NY (https://www.google.com/maps/place/CAREER%20CENTER,ROCHESTER,NY)	Graph	1	\$38,896.00	\$
UNIVERSITY OF ROCHESTER, CENTER FOR EXCELLENCE IN TEACHING AND LEARNING, ROCHESTER, NY (https://www.google.com/maps/place/CENTER%20FOR%20EXCELLENCE%20IN%20TEACHING%20AND%20LEARNING,ROCHESTER,NY)	Graph	1	\$67,900.00	\$
UNIVERSITY OF ROCHESTER, COMPUTER STUDIES BUILDING, ROCHESTER, NY (https://www.google.com/maps/place/COMPUTER%20STUDIES%20BUILDING,ROCHESTER,NY)	Graph	1	\$80,000.00	\$
UNIVERSITY OF ROCHESTER, DEP OF RELIGION AND CLASSICS, ROCHESTER, NY (https://www.google.com/maps/place/DEP%20OF%20RELIGION%20AND%20CLASSICS,ROCHESTER,NY)	Graph	1	\$77,833.60	\$
UNIVERSITY OF ROCHESTER, DEPARTMENT OF ART AND ART HISTORY, ROCHESTER, NY (https://www.google.com/maps/place/DEPARTMENT%20OF%20ART%20AND%20ART%20HISTORY,ROCHESTER,NY)	Graph	1	\$84,645.00	\$
UNIVERSITY OF ROCHESTER, DEPARTMENT OF BIOMEDICAL ENGINEERING, ROCHESTER, NY (https://www.google.com/maps/place/DEPARTMENT%20OF%20BIOMEDICAL%20ENGINEERING,ROCHESTER,NY)	Graph	1	\$60,500.00	\$
UNIVERSITY OF ROCHESTER, DEPARTMENT OF CHEMICAL ENGINEERING, ROCHESTER, NY (https://www.google.com/maps/place/DEPARTMENT%20OF%20CHEMICAL%20ENGINEERING,ROCHESTER,NY)	Graph	1	\$51,958.00	\$
UNIVERSITY OF ROCHESTER, DEPARTMENT OF COMPUTER SCIENCE, ROCHESTER, NY (https://www.google.com/maps/place/DEPARTMENT%20OF%20COMPUTER%20SCIENCE,ROCHESTER,NY)	Graph	1	\$115,000.00	\$
UNIVERSITY OF ROCHESTER, DEPARTMENT OF LINGUISTICS, ROCHESTER, NY (https://www.google.com/maps/place/DEPARTMENT%20OF%20LINGUISTICS,ROCHESTER,NY)	Graph	1	\$68,289.00	\$
UNIVERSITY OF ROCHESTER, DEPARTMENT OF MECHANICAL ENGINEERING, ROCHESTER, NY (https://www.google.com/maps/place/DEPARTMENT%20OF%20MECHANICAL%20ENGINEERING,ROCHESTER,NY)	Graph	1	\$98,000.00	\$
UNIVERSITY OF ROCHESTER, DEPARTMENT OF PHYSICS AND ASTRONOMY, ROCHESTER, NY (https://www.google.com/maps/place/DEPARTMENT%20OF%20PHYSICS%20AND%20ASTRONOMY,ROCHESTER,NY)	Graph	1	\$54,000.00	\$
UNIVERSITY OF ROCHESTER, DEPARTMENT OF POLITICAL SCIENCE, ROCHESTER, NY (https://www.google.com/maps/place/DEPARTMENT%20OF%20POLITICAL%20SCIENCE,ROCHESTER,NY)	Graph	1	\$110,000.00	\$
UNIVERSITY OF ROCHESTER, DEPARTMENT OF REGILION AND CLASSICS, ROCHESTER, NY (https://www.google.com/maps/place/DEPARTMENT%20OF%20REGILION%20AND%20CLASSICS,ROCHESTER,NY)	Graph	1	\$77,833.60	\$
UNIVERSITY OF ROCHESTER, DEPT OF CLINICAL AND SOCIAL SCIENCES IN PSYCHOLOGY, ROCHESTER, NY (https://www.google.com/maps/place/DEPT%20OF%20CLINICAL%20AND%20SOCIAL%20SCIENCES%20IN%20PSYCHOLOGY,ROCHESTER,NY)	Graph	1	\$58,263.00	\$
UNIVERSITY OF ROCHESTER, DEPT. OF BRAIN AND COGNITIVE SCIENCES, ROCHESTER, NY (https://www.google.com/maps/place/DEPT.%20OF%20BRAIN%20AND%20COGNITIVE%20SCIENCES,ROCHESTER,NY)	Graph	1	\$94,022.00	\$
UNIVERSITY OF ROCHESTER, DEPT. OF EARTH & ENVIRONMENTAL SCIENCES, ROCHESTER, NY (https://www.google.com/maps/place/DEPT.%20OF%20EARTH%20%26%20ENVIRONMENTAL%20SCIENCES,ROCHESTER,NY)	Graph	1	\$49,000.00	\$
UNIVERSITY OF ROCHESTER, DEPT. OF MODERN LANGUAGES AND CULTURES, ROCHESTER, NY (https://www.google.com/maps/place/DEPT.%20OF%20MODERN%20LANGUAGES%20AND%20CULTURES,ROCHESTER,NY)	Graph	1	\$54,121.00	\$
UNIVERSITY OF ROCHESTER, DEPT. OF PHYSICS AND ASTRONOMY,, ROCHESTER, NY (https://www.google.com/maps/place/DEPT.%20OF%20PHYSICS%20AND%20ASTRONOMY,,ROCHESTER,NY)	Graph	1	\$97,604.00	\$
UNIVERSITY OF ROCHESTER, EARTH AND ENVIRONMENTAL SCIENCE, ROCHESTER, NY (https://www.google.com/maps/place/EARTH%20AND%20ENVIRONMENTAL%20SCIENCE,ROCHESTER,NY)	Graph	1	\$61,069.00	\$
UNIVERSITY OF ROCHESTER, LANGUAGE CENTER - UNIVERSITY OF ROCHESTER, ROCHESTER, NY (https://www.google.com/maps/place/LANGUAGE%20CENTER%20-%20UNIVERSITY%20OF%20ROCHESTER,ROCHESTER,NY)	Graph	1	\$65,000.00	\$
UNIVERSITY OF ROCHESTER, WARNER SCHOOL OF EDUCATION, ROCHESTER, NY (https://www.google.com/maps/place/WARNER%20SCHOOL%20OF%20EDUCATION,ROCHESTER,NY)	Graph	1	\$64,818.00	\$
UNIVERSITY OF ROCHESTER, CENTER FOR INTEGRATED RESEARCH COMPUTING, ROCHESTER, NY (https://www.google.com/maps/place/CENTER%20FOR%20INTEGRATED%20RESEARCH%20COMPUTING,ROCHESTER,NY)	Graph	2	\$75,661.00	\$
UNIVERSITY OF ROCHESTER, DEPARTMENT OF BIOLOGY, ROCHESTER, NY (https://www.google.com/maps/place/DEPARTMENT%20OF%20BIOLOGY,ROCHESTER,NY)	Graph	2	\$48,896.00	\$
UNIVERSITY OF ROCHESTER, DEPARTMENT OF ELECTRICAL AND COMPUTER ENGINEERING, ROCHESTER, NY (https://www.google.com/maps/place/DEPARTMENT%20OF%20ELECTRICAL%20AND%20COMPUTER%20ENGINEERING,ROCHESTER,NY)	Graph	2	\$89,950.00	\$
UNIVERSITY OF ROCHESTER, RUSH RHEES LIBRARY, ROCHESTER, NY (https://www.google.com/maps/place/RUSH%20RHEES%20LIBRARY,ROCHESTER,NY)	Graph	2	\$93,980.00	\$
UNIVERSITY OF ROCHESTER, SIMON SCHOOL, ROCHESTER, NY (https://www.google.com/maps/place/SIMON%20SCHOOL,ROCHESTER,NY)	Graph	2	\$127,500.00	\$
UNIVERSITY OF ROCHESTER, SIMON BUSINESS SCHOOL, ROCHESTER, NY (https://www.google.com/maps/place/SIMON%20BUSINESS%20SCHOOL,ROCHESTER,NY)	Graph	3	\$179,706.67	\$
Totals	Graph	36	\$85,995.73	\$



Latitude: 43.128912 Longitude: -77.605173



Employer Name/Worksite Address	Graph	Count	Mean Wage	Median Wage	Lowest Wage	Highest Wage
UNIVERSITY OF ROCHESTER, EASTMAN INSTITUTE FOR ORAL HEALTH, ROCHESTER, NY (https://www.google.com/maps/place/EASTMAN%20INSTITUTE%20FOR%20ORAL%20HEALTH,ROCHESTER,NY)		1	\$108,243.00	\$108,243.00	\$108,243.00	\$108,243.00
UNIVERSITY OF ROCHESTER, FAMILY MEDICINE, ROCHESTER, NY (https://www.google.com/maps/place/FAMILY%20MEDICINE,ROCHESTER,NY)		1	\$161,000.00	\$161,000.00	\$161,000.00	\$161,000.00
UNIVERSITY OF ROCHESTER, HIGHLAND FAMILY MEDICINE, ROCHESTER, NY (https://www.google.com/maps/place/HIGHLAND%20FAMILY%20MEDICINE,ROCHESTER,NY)		1	\$63,047.00	\$63,047.00	\$63,047.00	\$63,047.00
UNIVERSITY OF ROCHESTER, HIGHLAND HOSPITAL, ROCHESTER, NY (https://www.google.com/maps/place/HIGHLAND%20HOSPITAL,ROCHESTER,NY)		1	\$300,000.00	\$300,000.00	\$300,000.00	\$300,000.00
UNIVERSITY OF ROCHESTER, INFORMATION TECHNOLOGY, ROCHESTER, NY (https://www.google.com/maps/place/INFORMATION%20TECHNOLOGY,ROCHESTER,NY)		1	\$62,730.00	\$62,730.00	\$62,730.00	\$62,730.00
UNIVERSITY OF ROCHESTER, INFORMATION TECHNOLOGY- UNIVERSITY OF ROCHESTER, ROCHESTER, NY (https://www.google.com/maps/place/INFORMATION%20TECHNOLOGY-%20UNIVERSITY%20OF%20ROCHESTER,ROCHESTER,NY)		1	\$65,190.00	\$65,190.00	\$65,190.00	\$65,190.00
UNIVERSITY OF ROCHESTER, PAIN MANAGEMENT CLINIC, ROCHESTER, NY (https://www.google.com/maps/place/PAIN%20MANAGEMENT%20CLINIC,ROCHESTER,NY)		1	\$85,000.00	\$85,000.00	\$85,000.00	\$85,000.00
Totals		7	\$120,744.29	\$85,000.00	\$62,730.00	\$300,000.00

Latitude: 43.129103 Longitude: -77.686705




Employer Name/Worksite Address	Graph	Count	Mean Wage	Median Wage	Lowest Wage	Highest Wage
PHYSICAL AND OCCUPATIONAL THERAPY AND SPEECH LANGUAGE PATHOLOGY SERVIC, 525 BEAHAN ROAD, ROCHESTER, NY (https://www.google.com/maps/place/525%20BEAHAN%20ROAD,ROCHESTER,NY)		1	\$70,720.00	\$70,720.00	\$70,720.00	\$70,720.00
Totals		1	\$70,720.00	\$70,720.00	\$70,720.00	\$70,720.00

Latitude: 43.130068 Longitude: -77.737822

Employer Name/Worksite Address	Graph	Count	Mean Wage	Median Wage	Lowest Wage	Highest Wage
GH INDUCTION ATMOSPHERES, 35 INDUSTRIAL PARK CIRCLE, ROCHESTER, NY (https://www.google.com/maps/place/35%20INDUSTRIAL%20PARK%20CIRCLE,ROCHESTER,NY)		1	\$66,082.00	\$66,082.00	\$66,082.00	\$66,082.00
Totals		1	\$66,082.00	\$66,082.00	\$66,082.00	\$66,082.00

Employer Name/Worksite Address	Graph	Count	Mean Wage	Median Wage	Lowest Wage	Highest Wage
GH INDUCTION ATMOSPHERES, 35 INDUSTRIAL PARK CIRCLE, ROCHESTER, NY (https://www.google.com/maps/place/35%20INDUSTRIAL%20PARK%20CIRCLE,ROCHESTER,NY)		1	\$66,082.00	\$66,082.00	\$66,082.00	\$66,082.00
Totals		1	\$66,082.00	\$66,082.00	\$66,082.00	\$66,082.00

Latitude: 43.130114 Longitude: -77.610144

Employer Name/Worksite Address	Graph	Count	Mean Wage	Median Wage	Lowest Wage	Highest Wage
AFFINITY REHABILITATION, 150 HIGHLAND AVE, ROCHESTER, NY (https://www.google.com/maps/place/150%20HIGHLAND%20AVE,ROCHESTER,NY)		1	\$80,121.60	\$80,121.60	\$80,121.60	\$80,121.60
AFFINITY REHABILITATION, 150 HIGHLAND AVENUE, ROCHESTER, NY (https://www.google.com/maps/place/150%20HIGHLAND%20AVENUE,ROCHESTER,NY)		1	\$80,121.60	\$80,121.60	\$80,121.60	\$80,121.60
Totals		2	\$80,121.60	\$80,121.60	\$80,121.60	\$80,121.60

Latitude: 43.130676 Longitude: -77.673343

Employer Name/Worksite Address	Graph	Count	Mean Wage	Median Wage	Lowest Wage	Highest Wage
--------------------------------	-------	-------	-----------	-------------	-------------	--------------

Employer Name/Worksite Address	Graph	Count	Mean Wage	Median Wage	Lowest Wage	Highest Wage
WEGMANS FOOD MARKETS, INC., 1605 BROOKS AVENUE, ROCHESTER, NY (https://www.google.com/maps/place/1605%20BROOKS%20AVENUE,ROCHESTER,NY)	Graph	3	\$77,834.00	\$77,834.00	\$77,834.00	\$77,834.00
Totals	Graph	3	\$77,834.00	\$77,834.00	\$77,834.00	\$77,834.00

Latitude: 43.130694 Longitude: -77.496428

Employer Name/Worksite Address	Graph	Count	Mean Wage	Median Wage	Lowest Wage	Highest Wage
THERMO FISHER SCIENTIFIC INC., 75 PANORAMA CREEK DRIVE, ROCHESTER, NY (https://www.google.com/maps/place/75%20PANORAMA%20CREEK%20DRIVE,ROCHESTER,NY)	Graph	1	\$70,678.00	\$70,678.00	\$70,678.00	\$70,678.00
Totals	Graph	1	\$70,678.00	\$70,678.00	\$70,678.00	\$70,678.00

Latitude: 43.130959 Longitude: -77.689299

Employer Name/Worksite Address	Graph	Count	Mean Wage	Median Wage	Lowest Wage	Highest Wage
ASPEN DENTAL OF ROCHESTER PLLC, 2100 CHILI AVE., ROCHESTER, NY (https://www.google.com/maps/place/2100%20CHILI%20AVE.,ROCHESTER,NY)	Graph	1	\$130,000.00	\$130,000.00	\$130,000.00	\$130,000.00
Totals	Graph	1	\$130,000.00	\$130,000.00	\$130,000.00	\$130,000.00

Latitude: 43.130964 Longitude: -76.083916

Employer Name/Worksite Address	Graph	Count	Mean Wage	Median Wage	Lowest Wage	Highest Wage
GENERAL ELECTRIC COMPANY, 7400 ROUND POND RD., SYRACUSE, NY (https://www.google.com/maps/place/7400%20ROUND%20POND%20RD.,SYRACUSE,NY)	Graph	1	\$86,525.00	\$86,525.00	\$86,525.00	\$86,525.00
Totals	Graph	1	\$86,525.00	\$86,525.00	\$86,525.00	\$86,525.00

Latitude: 43.133369 Longitude: -77.636095

Employer Name/Employer Address	Graph	Count	Mean Wage	Median Wage	Lowest Wage	Highest Wage
ROCHESTER ACADEMY CHARTER SCHOOL, 841 GENESEE ST., ROCHESTER, NY (https://www.google.com/maps/place/841%20GENESEE%20ST.,ROCHESTER,NY)	Graph	1	\$43,530.00	\$43,530.00	\$43,530.00	\$43,530.00
Totals	Graph	1	\$43,530.00	\$43,530.00	\$43,530.00	\$43,530.00

Employer Name/Worksite Address	Graph	Count	Mean Wage	Median Wage	Lowest Wage	Highest Wage
ROCHESTER ACADEMY CHARTER SCHOOL, 841 GENESEE STREET, ROCHESTER, NY (https://www.google.com/maps/place/841%20GENESEE%20STREET,ROCHESTER,NY)	Graph	1	\$43,530.00	\$43,530.00	\$43,530.00	\$43,530.00
Totals	Graph	1	\$43,530.00	\$43,530.00	\$43,530.00	\$43,530.00

Latitude: 43.134088 Longitude: -77.433752

Employer Name/Employer Address	Graph	Count	Mean Wage	Median Wage	Lowest Wage	Highest Wage
POPLI ARCHITECTURE + ENGINEERING & LS, DPC, 555 PENBROOKE DRIVE, PENFIELD, NY (https://www.google.com/maps/place/555%20PENBROOKE%20DRIVE,PENFIELD,NY)	Graph	2	\$62,088.10	\$58,677.00	\$58,677.00	\$65,499.20
Totals	Graph	2	\$62,088.10	\$58,677.00	\$58,677.00	\$65,499.20

Employer Name/Worksite Address	Graph	Count	Mean Wage	Median Wage	Lowest Wage	Highest Wage
--------------------------------	-------	-------	-----------	-------------	-------------	--------------

Employer Name/Worksite Address	Graph	Count	Mean Wage	Median Wage	Lowest Wage	Highest Wage
POPLI ARCHITECTURE + ENGINEERING & LS, DPC, 555 PENBROOKE DRIVE, PENFIELD, NY (https://www.google.com/maps/place/555%20PENBROOKE%20DRIVE,PENFIELD,NY)	Graph	2	\$62,088.10	\$58,677.00	\$58,677.00	\$65,499.20
Totals	Graph	2	\$62,088.10	\$58,677.00	\$58,677.00	\$65,499.20

Latitude: 43.137655 Longitude: -77.609307

Employer Name/Worksite Address	Graph	Count	Mean Wage	Median Wage	Lowest Wage	Highest Wage
COMPROBASE INC., 44 CELEBRATION DRIVE, ROCHESTER, NY (https://www.google.com/maps/place/44%20CELEBRATION%20DRIVE,ROCHESTER,NY)	Graph	2	\$73,000.00	\$61,000.00	\$61,000.00	\$85,000.00
Totals	Graph	2	\$73,000.00	\$61,000.00	\$61,000.00	\$85,000.00

Latitude: 43.137875 Longitude: -77.578558

Employer Name/Worksite Address	Graph	Count	Mean Wage	Median Wage	Lowest Wage	Highest Wage
GRANDISON MANAGEMENT, INC., 1175 MONROE AVENUE, ROCHESTER, NY (https://www.google.com/maps/place/1175%20MONROE%20AVENUE,ROCHESTER,NY)	Graph	10	\$60,819.20	\$60,819.20	\$60,819.20	\$60,819.20
Totals	Graph	10	\$60,819.20	\$60,819.20	\$60,819.20	\$60,819.20

Latitude: 43.137913 Longitude: -75.271824

Employer Name/Employer Address	Graph	Count	Mean Wage	Median Wage	Lowest Wage	Highest Wage
MARCY VETERINARY CLINIC, LLC, 9225 RIVER ROAD, MARCY, NY (https://www.google.com/maps/place/9225%20RIVER%20ROAD,MARCY,NY)	Graph	1	\$81,000.00	\$81,000.00	\$81,000.00	\$81,000.00
MARCY VETERINARY CLINIC, PLLC, 9225 RIVER ROAD, MARCY, NY (https://www.google.com/maps/place/9225%20RIVER%20ROAD,MARCY,NY)	Graph	1	\$81,000.00	\$81,000.00	\$81,000.00	\$81,000.00
Totals	Graph	2	\$81,000.00	\$81,000.00	\$81,000.00	\$81,000.00

Employer Name/Worksite Address	Graph	Count	Mean Wage	Median Wage	Lowest Wage	Highest Wage
MARCY VETERINARY CLINIC, LLC, 9225 RIVER ROAD, MARCY, NY (https://www.google.com/maps/place/9225%20RIVER%20ROAD,MARCY,NY)	Graph	2	\$81,000.00	\$81,000.00	\$81,000.00	\$81,000.00
Totals	Graph	2	\$81,000.00	\$81,000.00	\$81,000.00	\$81,000.00

Latitude: 43.137952 Longitude: -79.034134

Employer Name/Employer Address	Graph	Count	Mean Wage	Median Wage	Lowest Wage	Highest Wage
NIAGARA UNIVERSITY, LEWISTON ROAD CAMPUS, NIAGARA UNIVERSITY, NY (https://www.google.com/maps/place/LEWISTON%20ROAD%20CAMPUS,NIAGARA%20UNIVERSITY,NY)	Graph	2	\$85,778.00	\$73,556.00	\$73,556.00	\$98,000.00
Totals	Graph	2	\$85,778.00	\$73,556.00	\$73,556.00	\$98,000.00

Employer Name/Worksite Address	Graph	Count	Mean Wage	Median Wage	Lowest Wage	Highest Wage
NIAGARA UNIVERSITY, LEWISTON ROAD CAMPUS, NIAGARA UNIVERSITY, NY (https://www.google.com/maps/place/LEWISTON%20ROAD%20CAMPUS,NIAGARA%20UNIVERSITY,NY)	Graph	1	\$73,556.00	\$73,556.00	\$73,556.00	\$73,556.00
NIAGARA UNIVERSITY, LEWISTON ROAD, MAIN CAMPUS, NIAGARA UNIVERSITY, NY (https://www.google.com/maps/place/LEWISTON%20ROAD,%20MAIN%20CAMPUS,NIAGARA%20UNIVERSITY,NY)	Graph	1	\$98,000.00	\$98,000.00	\$98,000.00	\$98,000.00
Totals	Graph	2	\$85,778.00	\$73,556.00	\$73,556.00	\$98,000.00

Latitude: 43.138483 Longitude: -76.18736

Employer Name/Employer Address	Graph	Count	Mean Wage	Median Wage	Lowest Wage	Highest Wage
JOHN MEZZALINGUA ASSOCIATES LLC, 7645 HENRY CLAY BOULEVARD, LIVERPOOL, NY (https://www.google.com/maps/place/7645%20HENRY%20CLAY%20BOULEVARD,LIVERPOOL,NY)	Graph	3	\$66,666.67	\$60,000.00	\$55,000.00	\$85,000.00
Totals	Graph	3	\$66,666.67	\$60,000.00	\$55,000.00	\$85,000.00

Employer Name/Worksite Address	Graph	Count	Mean Wage	Median Wage	Lowest Wage	Highest Wage
YASH TECHNOLOGIES, INC., 7645 HENRY CLAY BLVD, LIVERPOOL, NY (https://www.google.com/maps/place/7645%20HENRY%20CLAY%20BLVD,LIVERPOOL,NY)	Graph	1	\$77,272.00	\$77,272.00	\$77,272.00	\$77,272.00
JOHN MEZZALINGUA ASSOCIATES LLC, 7645 HENRY CLAY BOULEVARD, LIVERPOOL, NY (https://www.google.com/maps/place/7645%20HENRY%20CLAY%20BOULEVARD,LIVERPOOL,NY)	Graph	3	\$66,666.67	\$60,000.00	\$55,000.00	\$85,000.00
Totals	Graph	4	\$69,318.00	\$60,000.00	\$55,000.00	\$85,000.00

Latitude: 43.138712 Longitude: -77.670195

Employer Name/Employer Address	Graph	Count	Mean Wage	Median Wage	Lowest Wage	Highest Wage
BSW CHILI INC., 1305 CHILI AVE., ROCHESTER, NY (https://www.google.com/maps/place/1305%20CHILI%20AVE.,ROCHESTER,NY)	Graph	1	\$45,000.00	\$45,000.00	\$45,000.00	\$45,000.00
Totals	Graph	1	\$45,000.00	\$45,000.00	\$45,000.00	\$45,000.00

Employer Name/Worksite Address	Graph	Count	Mean Wage	Median Wage	Lowest Wage	Highest Wage
BSW CHILI INC., 1305 CHILI AVE., ROCHESTER, NY (https://www.google.com/maps/place/1305%20CHILI%20AVE.,ROCHESTER,NY)	Graph	2	\$42,500.00	\$40,000.00	\$40,000.00	\$45,000.00
Totals	Graph	2	\$42,500.00	\$40,000.00	\$40,000.00	\$45,000.00

Latitude: 43.139402 Longitude: -77.668468

Employer Name/Employer Address	Graph	Count	Mean Wage	Median Wage	Lowest Wage	Highest Wage
DELPHI HOSPITALIST SERVICES, 1160 CHILI AVENUE, ROCHESTER, NY (https://www.google.com/maps/place/1160%20CHILI%20AVENUE,ROCHESTER,NY)	Graph	1	\$104,000.00	\$104,000.00	\$104,000.00	\$104,000.00
Totals	Graph	1	\$104,000.00	\$104,000.00	\$104,000.00	\$104,000.00

Employer Name/Worksite Address	Graph	Count	Mean Wage	Median Wage	Lowest Wage	Highest Wage
DELPHI HOSPITALIST SERVICES, 1160 CHILI AVENUE, ROCHESTER, NY (https://www.google.com/maps/place/1160%20CHILI%20AVENUE,ROCHESTER,NY)	Graph	1	\$104,000.00	\$104,000.00	\$104,000.00	\$104,000.00
Totals	Graph	1	\$104,000.00	\$104,000.00	\$104,000.00	\$104,000.00

Latitude: 43.14059 Longitude: -77.635963

Employer Name/Worksite Address	Graph	Count	Mean Wage	Median Wage	Lowest Wage	Highest Wage
ANTHONY L. JORDAN HEALTH CORPORATION, 480 GENESEE ST, ROCHESTER, NY (https://www.google.com/maps/place/480%20GENESEE%20ST,ROCHESTER,NY)	Graph	3	\$104,520.00	\$104,520.00	\$104,520.00	\$104,520.00
Totals	Graph	3	\$104,520.00	\$104,520.00	\$104,520.00	\$104,520.00

Latitude: 43.142283 Longitude: -77.575849

Employer Name/Employer Address	Graph	Count	Mean Wage	Median Wage	Lowest Wage	Highest Wage
--------------------------------	-------	-------	-----------	-------------	-------------	--------------

Employer Name/Employer Address	Graph	Count	Mean Wage	Median Wage	Lowest Wage	Highest Wage
ERDMAN, ANTHONY AND ASSOCIATES, INC., 145 CULVER RD, ROCHESTER, NY (https://www.google.com/maps/place/145%20CULVER%20RD,ROCHESTER,NY)	Graph	1	\$70,948.80	\$70,948.80	\$70,948.80	\$70,948.80
Totals	Graph	1	\$70,948.80	\$70,948.80	\$70,948.80	\$70,948.80

Employer Name/Worksite Address	Graph	Count	Mean Wage	Median Wage	Lowest Wage	Highest Wage
ERDMAN, ANTHONY AND ASSOCIATES, INC., 145 CULVER ROAD, ROCHESTER, NY (https://www.google.com/maps/place/145%20CULVER%20ROAD,ROCHESTER,NY)	Graph	1	\$70,948.80	\$70,948.80	\$70,948.80	\$70,948.80
Totals	Graph	1	\$70,948.80	\$70,948.80	\$70,948.80	\$70,948.80

Latitude: 43.143293 Longitude: -78.922915

Employer Name/Employer Address	Graph	Count	Mean Wage	Median Wage	Lowest Wage	Highest Wage
JOSEPH M. ANDERSON D/B/A SMOKIN JOES, 2293 SAUNDERS SETTLEMENT ROAD, SANBORN, NY (https://www.google.com/maps/place/2293%20SAUNDERS%20SETTLEMENT%20ROAD,SANBORN,NY)	Graph	1	\$96,000.00	\$96,000.00	\$96,000.00	\$96,000.00
Totals	Graph	1	\$96,000.00	\$96,000.00	\$96,000.00	\$96,000.00

Employer Name/Worksite Address	Graph	Count	Mean Wage	Median Wage	Lowest Wage	Highest Wage
JOSEPH M. ANDERSON D/B/A SMOKIN JOES, 2293 SAUNDERS SETTLEMENT ROAD, SANBORN, NY (https://www.google.com/maps/place/2293%20SAUNDERS%20SETTLEMENT%20ROAD,SANBORN,NY)	Graph	1	\$96,000.00	\$96,000.00	\$96,000.00	\$96,000.00
Totals	Graph	1	\$96,000.00	\$96,000.00	\$96,000.00	\$96,000.00

Latitude: 43.144317 Longitude: -77.561565

Employer Name/Employer Address	Graph	Count	Mean Wage	Median Wage	Lowest Wage	Highest Wage
MICHAEL J CHARLETON JR CFP CFS INC, 195 NORRIS DRIVE, ROCHESTER, NY (https://www.google.com/maps/place/195%20NORRIS%20DRIVE,ROCHESTER,NY)	Graph	3	\$52,333.00	\$52,333.00	\$52,333.00	\$52,333.00
Totals	Graph	3	\$52,333.00	\$52,333.00	\$52,333.00	\$52,333.00

Employer Name/Worksite Address	Graph	Count	Mean Wage	Median Wage	Lowest Wage	Highest Wage
MICHAEL J CHARLETON JR CFP CFS INC, 195 NORRIS DRIVE, ROCHESTER, NY (https://www.google.com/maps/place/195%20NORRIS%20DRIVE,ROCHESTER,NY)	Graph	3	\$52,333.00	\$52,333.00	\$52,333.00	\$52,333.00
Totals	Graph	3	\$52,333.00	\$52,333.00	\$52,333.00	\$52,333.00

Latitude: 43.146123 Longitude: -77.524046

Employer Name/Worksite Address	Graph	Count	Mean Wage	Median Wage	Lowest Wage	Highest Wage
LECLAIRRYAN, A PROFESSIONAL CORPORATION, LECLAIRRYAN-70 LINDEN OAK, ROCHESTER, NY (https://www.google.com/maps/place/LECLAIRRYAN-70%20LINDEN%20OAK,ROCHESTER,NY)	Graph	1	\$152,500.00	\$152,500.00	\$152,500.00	\$152,500.00
Totals	Graph	1	\$152,500.00	\$152,500.00	\$152,500.00	\$152,500.00

Latitude: 43.148325 Longitude: -77.603752

Employer Name/Employer Address	Graph	Count	Mean Wage	Median Wage	Lowest Wage	Highest Wage
ASSOCIATION FOR THE BLIND AND VISUALLY IMPAIRED, 422 S. CLINTON AVE, ROCHESTER, NY (https://www.google.com/maps/place/422%20S.%20CLINTON%20AVE,ROCHESTER,NY)	Graph	1	\$60,788.00	\$60,788.00	\$60,788.00	\$60,788.00

Employer Name/Employer Address	Graph	Count	Mean Wage	Median Wage	Lowest Wage	Highest Wage
Totals	Graph	1	\$60,788.00	\$60,788.00	\$60,788.00	\$60,788.00

Employer Name/Worksite Address	Graph	Count	Mean Wage	Median Wage	Lowest Wage	Highest Wage
ASSOCIATION FOR THE BLIND AND VISUALLY IMPAIRED, 422 S. CLINTON AVE, ROCHESTER, NY (https://www.google.com/maps/place/422%20S.%20CLINTON%20AVE,ROCHESTER,NY)	Graph	1	\$60,788.00	\$60,788.00	\$60,788.00	\$60,788.00
Totals	Graph	1	\$60,788.00	\$60,788.00	\$60,788.00	\$60,788.00

Latitude: 43.148726 Longitude: -77.59736

Employer Name/Employer Address	Graph	Count	Mean Wage	Median Wage	Lowest Wage	Highest Wage
EARTHLINK SHARED SERVICES, LLC, 330 MONROE AVENUE, ROCHESTER, NY (https://www.google.com/maps/place/330%20MONROE%20AVENUE,ROCHESTER,NY)	Graph	1	\$106,300.00	\$106,300.00	\$106,300.00	\$106,300.00
Totals	Graph	1	\$106,300.00	\$106,300.00	\$106,300.00	\$106,300.00

Employer Name/Worksite Address	Graph	Count	Mean Wage	Median Wage	Lowest Wage	Highest Wage
EARTHLINK SHARED SERVICES, LLC, 330 MONROE AVENUE, ROCHESTER, NY (https://www.google.com/maps/place/330%20MONROE%20AVENUE,ROCHESTER,NY)	Graph	1	\$106,300.00	\$106,300.00	\$106,300.00	\$106,300.00
NETSMARTZ LLC, 330 MONROE AVE., ROCHESTER, NY (https://www.google.com/maps/place/330%20MONROE%20AVE.,ROCHESTER,NY)	Graph	2	\$87,150.00	\$83,000.00	\$83,000.00	\$91,300.00
Totals	Graph	3	\$93,533.33	\$91,300.00	\$83,000.00	\$106,300.00

Latitude: 43.149288 Longitude: -77.584785

Employer Name/Employer Address	Graph	Count	Mean Wage	Median Wage	Lowest Wage	Highest Wage
JADD MANAGEMENT, 415 PARK AVE, ROCHESTER, NY (https://www.google.com/maps/place/415%20PARK%20AVE,ROCHESTER,NY)	Graph	2	\$80,000.00	\$80,000.00	\$80,000.00	\$80,000.00
Totals	Graph	2	\$80,000.00	\$80,000.00	\$80,000.00	\$80,000.00

Employer Name/Worksite Address	Graph	Count	Mean Wage	Median Wage	Lowest Wage	Highest Wage
JADD MANAGEMENT, 415 PARK AVE, ROCHESTER, NY (https://www.google.com/maps/place/415%20PARK%20AVE,ROCHESTER,NY)	Graph	2	\$80,000.00	\$80,000.00	\$80,000.00	\$80,000.00
Totals	Graph	2	\$80,000.00	\$80,000.00	\$80,000.00	\$80,000.00

Latitude: 43.149401 Longitude: -77.663533

Employer Name/Employer Address	Graph	Count	Mean Wage	Median Wage	Lowest Wage	Highest Wage
PFAUDLER, INC., 1000 WEST AVENUE, ROCHESTER, NY (https://www.google.com/maps/place/1000%20WEST%20AVENUE,ROCHESTER,NY)	Graph	1	\$65,000.00	\$65,000.00	\$65,000.00	\$65,000.00
Totals	Graph	1	\$65,000.00	\$65,000.00	\$65,000.00	\$65,000.00

Employer Name/Worksite Address	Graph	Count	Mean Wage	Median Wage	Lowest Wage	Highest Wage
PFAUDLER, INC., 1000 WEST AVENUE, ROCHESTER, NY (https://www.google.com/maps/place/1000%20WEST%20AVENUE,ROCHESTER,NY)	Graph	1	\$65,000.00	\$65,000.00	\$65,000.00	\$65,000.00
Totals	Graph	1	\$65,000.00	\$65,000.00	\$65,000.00	\$65,000.00

Latitude: 43.149688 Longitude: -75.376827

Employer Name/Worksite Address	Graph	Count	Mean Wage	Median Wage	Lowest Wage	Highest Wage
LATENTVIEW ANALYTICS CORPORATION, 5950 AIRPORT RD, ORISKANY, NY (https://www.google.com/maps/place/5950%20AIRPORT%20RD,ORISKANY,NY)	Graph	1	\$102,000.00	\$102,000.00	\$102,000.00	\$102,000.00
Totals	Graph	1	\$102,000.00	\$102,000.00	\$102,000.00	\$102,000.00

Latitude: 43.149759 Longitude: -77.597085

Employer Name/Worksite Address	Graph	Count	Mean Wage	Median Wage	Lowest Wage	Highest Wage
ROCHESTER GENERAL HOSPITAL, 224 ALEXANDER ST, ROCHESTER, NY (https://www.google.com/maps/place/224%20ALEXANDER%20ST,ROCHESTER,NY)	Graph	1	\$138,694.00	\$138,694.00	\$138,694.00	\$138,694.00
Totals	Graph	1	\$138,694.00	\$138,694.00	\$138,694.00	\$138,694.00

Latitude: 43.15002 Longitude: -77.668577

Employer Name/Worksite Address	Graph	Count	Mean Wage	Median Wage	Lowest Wage	Highest Wage
BODYCOTE USA, INC., 620 BUFFALO ROAD, ROCHESTER, NY (https://www.google.com/maps/place/620%20BUFFALO%20ROAD,ROCHESTER,NY)	Graph	1	\$68,000.00	\$68,000.00	\$68,000.00	\$68,000.00
Totals	Graph	1	\$68,000.00	\$68,000.00	\$68,000.00	\$68,000.00

Latitude: 43.150034 Longitude: -77.64885

Employer Name/Worksite Address	Graph	Count	Mean Wage	Median Wage	Lowest Wage	Highest Wage
MSHANA GROUP LLC, 400 WEST AVE., ROCHESTER, NY (https://www.google.com/maps/place/400%20WEST%20AVE.,ROCHESTER,NY)	Graph	1	\$47,000.00	\$47,000.00	\$47,000.00	\$47,000.00
TECH MAHINDRA (AMERICAS),INC., 400 WEST AVE, ROCHESTER, NY (https://www.google.com/maps/place/400%20WEST%20AVE,ROCHESTER,NY)	Graph	1	\$60,000.00	\$60,000.00	\$60,000.00	\$60,000.00
DELOITTE CONSULTING LLP, 400 WEST AVENUE, ROCHESTER, NY (https://www.google.com/maps/place/400%20WEST%20AVENUE,ROCHESTER,NY)	Graph	15	\$83,000.00	\$83,000.00	\$83,000.00	\$83,000.00
Totals	Graph	17	\$79,529.41	\$83,000.00	\$47,000.00	\$83,000.00

Latitude: 43.150776 Longitude: -77.586434

Employer Name/Worksite Address	Graph	Count	Mean Wage	Median Wage	Lowest Wage	Highest Wage
UNIVERSITY OF ROCHESTER, CENTER FOR COMMUNITY HEALTH, ROCHESTER, NY (https://www.google.com/maps/place/CENTER%20FOR%20COMMUNITY%20HEALTH,ROCHESTER,NY)	Graph	1	\$67,650.00	\$67,650.00	\$67,650.00	\$67,650.00
Totals	Graph	1	\$67,650.00	\$67,650.00	\$67,650.00	\$67,650.00

Latitude: 43.151353 Longitude: -77.599069

Employer Name/Worksite Address	Graph	Count	Mean Wage	Median Wage	Lowest Wage	Highest Wage
CORPORATE COMMUNICATIONS, INC., 108 SOUTH UNION STREET, ROCHESTER, NY (https://www.google.com/maps/place/108%20SOUTH%20UNION%20STREET,ROCHESTER,NY)	Graph	1	\$34,819.00	\$34,819.00	\$34,819.00	\$34,819.00
Totals	Graph	1	\$34,819.00	\$34,819.00	\$34,819.00	\$34,819.00

Employer Name/Worksite Address	Graph	Count	Mean Wage	Median Wage	Lowest Wage	Highest Wage
CORPORATE COMMUNICATIONS, INC., 108 SOUTH UNION STREET, ROCHESTER, NY (https://www.google.com/maps/place/108%20SOUTH%20UNION%20STREET,ROCHESTER,NY)	Graph	1	\$34,819.00	\$34,819.00	\$34,819.00	\$34,819.00

Employer Name/Worksite Address	Graph	Count	Mean Wage	Median Wage	Lowest Wage	Highest Wage
Totals	Graph	1	\$34,819.00	\$34,819.00	\$34,819.00	\$34,819.00

Latitude: 43.151586 Longitude: -77.611096

Employer Name/Worksite Address	Graph	Count	Mean Wage	Median Wage	Lowest Wage	Highest Wage
RAMSAI SOFTWARE SOLUTIONS,INC, 185 EXCHANGE BLVD, ROCHESTER, NY (https://www.google.com/maps/place/185%20EXCHANGE%20BLVD,ROCHESTER,NY)	Graph	2	\$63,259.00	\$60,000.00	\$60,000.00	\$66,518.00
Totals	Graph	2	\$63,259.00	\$60,000.00	\$60,000.00	\$66,518.00

Latitude: 43.151744 Longitude: -77.664267

Employer Name/Employer Address	Graph	Count	Mean Wage	Median Wage	Lowest Wage	Highest Wage
ARCH CHEMICALS, INC. (A LONZA COMPANY), 100 MCKEE ROAD, ROCHESTER, NY (https://www.google.com/maps/place/100%20MCKEE%20ROAD,ROCHESTER,NY)	Graph	1	\$82,500.00	\$82,500.00	\$82,500.00	\$82,500.00
Totals	Graph	1	\$82,500.00	\$82,500.00	\$82,500.00	\$82,500.00

Employer Name/Worksite Address	Graph	Count	Mean Wage	Median Wage	Lowest Wage	Highest Wage
ARCH CHEMICALS, INC. (A LONZA COMPANY), 100 MCKEE ROAD, ROCHESTER, NY (https://www.google.com/maps/place/100%20MCKEE%20ROAD,ROCHESTER,NY)	Graph	1	\$82,500.00	\$82,500.00	\$82,500.00	\$82,500.00
Totals	Graph	1	\$82,500.00	\$82,500.00	\$82,500.00	\$82,500.00

Latitude: 43.152054 Longitude: -77.595877

Employer Name/Worksite Address	Graph	Count	Mean Wage	Median Wage	Lowest Wage	Highest Wage
PHYSICAL AND OCCUPATIONAL THERAPY AND SPEECH LANGUAGE PATHOLOGY SERVIC, 254 ALEXANDER ST., ROCHESTER, NY (https://www.google.com/maps/place/254%20ALEXANDER%20ST.,ROCHESTER,NY)	Graph	1	\$70,720.00	\$70,720.00	\$70,720.00	\$70,720.00
Totals	Graph	1	\$70,720.00	\$70,720.00	\$70,720.00	\$70,720.00

Latitude: 43.152258 Longitude: -75.373032

Employer Name/Worksite Address	Graph	Count	Mean Wage	Median Wage	Lowest Wage	Highest Wage
ERNST & YOUNG U.S. LLP, 6023 AIRPORT RD, ORISKANY, NY (https://www.google.com/maps/place/6023%20AIRPORT%20RD,ORISKANY,NY)	Graph	2	\$70,567.00	\$61,214.00	\$61,214.00	\$79,920.00
ERNST & YOUNG U.S. LLP, 6023 AIRPORT ROAD, ORISKANY, NY (https://www.google.com/maps/place/6023%20AIRPORT%20ROAD,ORISKANY,NY)	Graph	4	\$92,250.00	\$92,000.00	\$72,000.00	\$113,000.00
Totals	Graph	6	\$85,022.33	\$79,920.00	\$61,214.00	\$113,000.00

Latitude: 43.152774 Longitude: -77.724666

Employer Name/Employer Address	Graph	Count	Mean Wage	Median Wage	Lowest Wage	Highest Wage
ROTORK CONTROLS, INC., 675 MILE CROSSING BLVD., ROCHESTER, NY (https://www.google.com/maps/place/675%20MILE%20CROSSING%20BLVD.,ROCHESTER,NY)	Graph	1	\$49,400.00	\$49,400.00	\$49,400.00	\$49,400.00
Totals	Graph	1	\$49,400.00	\$49,400.00	\$49,400.00	\$49,400.00

Employer Name/Worksite Address	Graph	Count	Mean Wage	Median Wage	Lowest Wage	Highest Wage
--------------------------------	-------	-------	-----------	-------------	-------------	--------------

Employer Name/Worksite Address	Graph	Count	Mean Wage	Median Wage	Lowest Wage	Highest Wage
ROTORK CONTROLS, INC., 675 MILE CROSSING BLVD, ROCHESTER, NY (https://www.google.com/maps/place/675%20MILE%20CROSSING%20BLVD,ROCHESTER,NY)	Graph	1	\$49,400.00	\$49,400.00	\$49,400.00	\$49,400.00
Totals	Graph	1	\$49,400.00	\$49,400.00	\$49,400.00	\$49,400.00

Latitude: 43.153058 Longitude: -77.575345

Employer Name/Employer Address	Graph	Count	Mean Wage	Median Wage	Lowest Wage	Highest Wage
THE GLEASON WORKS, 1000 UNIVERSITY AVENUE, ROCHESTER, NY (https://www.google.com/maps/place/1000%20UNIVERSITY%20AVENUE,ROCHESTER,NY)	Graph	3	\$114,837.00	\$114,837.00	\$114,837.00	\$114,837.00
THE GLEASON WORKS, 1000 UNIVERSITY AVE, ROCHESTER, NY (https://www.google.com/maps/place/1000%20UNIVERSITY%20AVE,ROCHESTER,NY)	Graph	6	\$66,560.00	\$61,360.00	\$61,360.00	\$71,760.00
Totals	Graph	9	\$82,652.33	\$71,760.00	\$61,360.00	\$114,837.00

Employer Name/Worksite Address	Graph	Count	Mean Wage	Median Wage	Lowest Wage	Highest Wage
ADVANTAGE METALWORK & FINISHING LLC, 1000 UNIVERSITY AVE, ROCHESTER, NY (https://www.google.com/maps/place/1000%20UNIVERSITY%20AVENUE,ROCHESTER,NY)	Graph	7	\$67,051.43	\$70,000.00	\$61,360.00	\$71,760.00
THE GLEASON WORKS, 1000 UNIVERSITY AVENUE, ROCHESTER, NY (https://www.google.com/maps/place/1000%20UNIVERSITY%20AVENUE,ROCHESTER,NY)	Graph	12	\$66,388.50	\$53,477.00	\$40,685.00	\$114,837.00
Totals	Graph	19	\$66,632.74	\$61,360.00	\$40,685.00	\$114,837.00

Latitude: 43.153243 Longitude: -77.606533

Employer Name/Worksite Address	Graph	Count	Mean Wage	Median Wage	Lowest Wage	Highest Wage
QUALITY MATRIX INC, EXCELLUS BCBS, ROCHESTER, NY (https://www.google.com/maps/place/EXCELLUS%20BCBS,ROCHESTER,NY)	Graph	2	\$64,050.00	\$61,500.00	\$61,500.00	\$66,600.00
Totals	Graph	2	\$64,050.00	\$61,500.00	\$61,500.00	\$66,600.00

Latitude: 43.153455 Longitude: -77.597927

Employer Name/Employer Address	Graph	Count	Mean Wage	Median Wage	Lowest Wage	Highest Wage
CHARENTREUIL JENSEN & STARK, LLP, 54 S UNION STREET, ROCHESTER, NY (https://www.google.com/maps/place/54%20S%20UNION%20STREET,ROCHESTER,NY)	Graph	1	\$39,582.00	\$39,582.00	\$39,582.00	\$39,582.00
Totals	Graph	1	\$39,582.00	\$39,582.00	\$39,582.00	\$39,582.00

Employer Name/Worksite Address	Graph	Count	Mean Wage	Median Wage	Lowest Wage	Highest Wage
CHARENTREUIL JENSEN & STARK, LLP, 54 S UNION STREET, ROCHESTER, NY (https://www.google.com/maps/place/54%20S%20UNION%20STREET,ROCHESTER,NY)	Graph	1	\$39,582.00	\$39,582.00	\$39,582.00	\$39,582.00
Totals	Graph	1	\$39,582.00	\$39,582.00	\$39,582.00	\$39,582.00

Latitude: 43.153799 Longitude: -77.606465

Employer Name/Employer Address	Graph	Count	Mean Wage	Median Wage	Lowest Wage	Highest Wage
EXCELLUS BLUECROSS BLUESHIELD, 165 COURT STREET, ROCHESTER, NY (https://www.google.com/maps/place/165%20COURT%20STREET,ROCHESTER,NY)	Graph	7	\$77,571.43	\$82,500.00	\$60,000.00	\$98,000.00
Totals	Graph	7	\$77,571.43	\$82,500.00	\$60,000.00	\$98,000.00

Employer Name/Worksite Address	Graph	Count	Mean Wage	Median Wage	Lowest Wage	Highest Wage
SILICON STAFF IT SERVICES, INC, 165 COURT ST, ROCHESTER, NY (https://www.google.com/maps/place/165%20COURT%20ST,ROCHESTER,NY)	Graph	1	\$50,482.00	\$50,482.00	\$50,482.00	\$50,482.00
SPERIDIAN TECHNOLOGIES, LLC, 165 COURT STREET, ROCHESTER, NY (https://www.google.com/maps/place/165%20COURT%20STREET,ROCHESTER,NY)	Graph	9	\$74,000.00	\$70,000.00	\$60,000.00	\$90,000.00
Totals	Graph	10	\$71,648.20	\$70,000.00	\$50,482.00	\$90,000.00

Latitude: 43.15392 Longitude: -77.604962

Employer Name/Worksite Address	Graph	Count	Mean Wage	Median Wage	Lowest Wage	Highest Wage
HCL GLOBAL SYSTEMS INC, 100 SOUTH CLINTON AVENUE, ROCHESTER, NY (https://www.google.com/maps/place/100%20SOUTH%20CLINTON%20AVENUE,ROCHESTER,NY)	Graph	1	\$71,822.40	\$71,822.40	\$71,822.40	\$71,822.40
SCUBE, INC., 100 S. CLINTON AVENUE, ROCHESTER, NY (https://www.google.com/maps/place/100%20S.%20CLINTON%20AVENUE,ROCHESTER,NY)	Graph	1	\$72,000.00	\$72,000.00	\$72,000.00	\$72,000.00
TATA CONSULTANCY SERVICES LIMITED, 100 CLINTON SOUTH AVE, ROCHESTER, NY (https://www.google.com/maps/place/100%20CLINTON%20SOUTH%20AVE,ROCHESTER,NY)	Graph	1	\$60,700.00	\$60,700.00	\$60,700.00	\$60,700.00
WINDSTREAM SERVICES, LLC, 20 SOUTH CLINTON AVE., ROCHESTER, NY (https://www.google.com/maps/place/20%20SOUTH%20CLINTON%20AVE.,ROCHESTER,NY)	Graph	1	\$98,758.00	\$98,758.00	\$98,758.00	\$98,758.00
WIPRO LIMITED, 100 CLINTON AVE. SOUTH, ROCHESTER, NY (https://www.google.com/maps/place/100%20CLINTON%20AVE.%20SOUTH,ROCHESTER,NY)	Graph	1	\$81,661.00	\$81,661.00	\$81,661.00	\$81,661.00
TATA CONSULTANCY SERVICES LIMITED, 100 S CLINTON AVENUE, ROCHESTER, NY (https://www.google.com/maps/place/100%20S%20CLINTON%20AVENUE,ROCHESTER,NY)	Graph	2	\$60,350.00	\$60,000.00	\$60,000.00	\$60,700.00
EDGE IT CORP, 100 S CLINTON AVE, ROCHESTER, NY (https://www.google.com/maps/place/100%20S%20CLINTON%20AVE,ROCHESTER,NY)	Graph	21	\$64,442.10	\$60,882.00	\$60,000.00	\$81,661.00
IBM INDIA PRIVATE LIMITED, 100 CLINTON AVENUE SOUTH, ROCHESTER, NY (https://www.google.com/maps/place/100%20CLINTON%20AVENUE%20SOUTH,ROCHESTER,NY)	Graph	25	\$69,354.28	\$67,813.00	\$63,138.00	\$74,825.00
Totals	Graph	53	\$67,788.35	\$64,438.00	\$60,000.00	\$98,758.00

Latitude: 43.154141 Longitude: -77.605823

Employer Name/Worksite Address	Graph	Count	Mean Wage	Median Wage	Lowest Wage	Highest Wage
DELOITTE & TOUCHE LLP, 910 BAUSCH AND LOMB PLACE, ROCHESTER, NY (https://www.google.com/maps/place/910%20BAUSCH%20AND%20LOMB%20PLACE,ROCHESTER,NY)	Graph	15	\$47,216.00	\$47,216.00	\$47,216.00	\$47,216.00
Totals	Graph	15	\$47,216.00	\$47,216.00	\$47,216.00	\$47,216.00

Latitude: 43.154348 Longitude: -77.613221

Employer Name/Worksite Address	Graph	Count	Mean Wage	Median Wage	Lowest Wage	Highest Wage
INNOVATIS TECHNOLOGIES, LLC, 50 E BROAD ST, ROCHESTER, NY (https://www.google.com/maps/place/50%20E%20BROAD%20ST,ROCHESTER,NY)	Graph	1	\$68,640.00	\$68,640.00	\$68,640.00	\$68,640.00
THINK DEVELOPMENT SYSTEMS, 50 EAST BROAD ST, ROCHESTER, NY (https://www.google.com/maps/place/50%20EAST%20BROAD%20ST,ROCHESTER,NY)	Graph	1	\$60,000.00	\$60,000.00	\$60,000.00	\$60,000.00
THOMSON REUTERS (GRC) LLC, 50 EAST BROAD STREET, ROCHESTER, NY (https://www.google.com/maps/place/50%20EAST%20BROAD%20STREET,ROCHESTER,NY)	Graph	4	\$80,087.00	\$62,500.00	\$62,500.00	\$98,047.00
Totals	Graph	6	\$74,831.33	\$62,500.00	\$60,000.00	\$98,047.00

Latitude: 43.154453 Longitude: -77.619

Employer Name/Worksite Address	Graph	Count	Mean Wage	Median Wage	Lowest Wage	Highest Wage
SYSTEM EDGE (USA) LLC, 50 WEST MAIN STREET, ROCHESTER, NY (https://www.google.com/maps/place/50%20WEST%20MAIN%20STREET,ROCHESTER,NY)	Graph	2	\$70,000.00	\$70,000.00	\$70,000.00	\$70,000.00

Employer Name/Worksite Address	Graph	Count	Mean Wage	Median Wage	Lowest Wage	Highest Wage
Totals	Graph	2	\$70,000.00	\$70,000.00	\$70,000.00	\$70,000.00

Latitude: 43.154598 Longitude: -77.616936

Employer Name/Employer Address	Graph	Count	Mean Wage	Median Wage	Lowest Wage	Highest Wage
CENTER FOR GOVERNMENTAL RESEARCH, INC., 1 S. WASHINGTON ST., SUITE 400, ROCHESTER, NY (https://www.google.com/maps/place/1%20S.%20WASHINGTON%20ST.,%20SUITE%20400,ROCHESTER,NY)	Graph	3	\$40,393.60	\$40,393.60	\$40,393.60	\$40,393.60
Totals	Graph	3	\$40,393.60	\$40,393.60	\$40,393.60	\$40,393.60

Employer Name/Worksite Address	Graph	Count	Mean Wage	Median Wage	Lowest Wage	Highest Wage
CENTER FOR GOVERNMENTAL RESEARCH, INC., 1 S. WASHINGTON ST., SUITE 400, ROCHESTER, NY (https://www.google.com/maps/place/1%20S.%20WASHINGTON%20ST.,%20SUITE%20400,ROCHESTER,NY)	Graph	3	\$40,393.60	\$40,393.60	\$40,393.60	\$40,393.60
Totals	Graph	3	\$40,393.60	\$40,393.60	\$40,393.60	\$40,393.60

Latitude: 43.154814 Longitude: -77.593753

Employer Name/Employer Address	Graph	Count	Mean Wage	Median Wage	Lowest Wage	Highest Wage
GENESEE VALLEY CLUB, 421 EAST AVENUE, ROCHESTER, NY (https://www.google.com/maps/place/421%20EAST%20AVENUE,ROCHESTER,NY)	Graph	6	\$27,200.00	\$22,460.00	\$22,460.00	\$31,940.00
Totals	Graph	6	\$27,200.00	\$22,460.00	\$22,460.00	\$31,940.00

Employer Name/Worksite Address	Graph	Count	Mean Wage	Median Wage	Lowest Wage	Highest Wage
GENESEE VALLEY CLUB, 421 EAST AVENUE, ROCHESTER, NY (https://www.google.com/maps/place/421%20EAST%20AVENUE,ROCHESTER,NY)	Graph	6	\$27,200.00	\$22,460.00	\$22,460.00	\$31,940.00
Totals	Graph	6	\$27,200.00	\$22,460.00	\$22,460.00	\$31,940.00

Latitude: 43.155083 Longitude: -77.603125

Employer Name/Employer Address	Graph	Count	Mean Wage	Median Wage	Lowest Wage	Highest Wage
OFFSITEDATASYNC.COM INC., 100 CHESTNUT STREET, ROCHESTER, NY (https://www.google.com/maps/place/100%20CHESTNUT%20STREET,ROCHESTER,NY)	Graph	1	\$70,000.00	\$70,000.00	\$70,000.00	\$70,000.00
Totals	Graph	1	\$70,000.00	\$70,000.00	\$70,000.00	\$70,000.00

Employer Name/Worksite Address	Graph	Count	Mean Wage	Median Wage	Lowest Wage	Highest Wage
OFFSITEDATASYNC.COM INC., 100 CHESTNUT STREET, ROCHESTER, NY (https://www.google.com/maps/place/100%20CHESTNUT%20STREET,ROCHESTER,NY)	Graph	1	\$70,000.00	\$70,000.00	\$70,000.00	\$70,000.00
Totals	Graph	1	\$70,000.00	\$70,000.00	\$70,000.00	\$70,000.00

Latitude: 43.155194 Longitude: -77.595252

Employer Name/Employer Address	Graph	Count	Mean Wage	Median Wage	Lowest Wage	Highest Wage
CLOUDCHECKR INC., 339 EAST AVENUE, ROCHESTER, NY (https://www.google.com/maps/place/339%20EAST%20AVENUE,ROCHESTER,NY)	Graph	1	\$56,098.00	\$56,098.00	\$56,098.00	\$56,098.00
Totals	Graph	1	\$56,098.00	\$56,098.00	\$56,098.00	\$56,098.00

Employer Name/Worksite Address	Graph	Count	Mean Wage	Median Wage	Lowest Wage	Highest Wage
CLOUDCHECKR INC., 339 EAST AVENUE, ROCHESTER, NY (https://www.google.com/maps/place/339%20EAST%20AVENUE,ROCHESTER,NY)	Graph	1	\$56,098.00	\$56,098.00	\$56,098.00	\$56,098.00
Totals	Graph	1	\$56,098.00	\$56,098.00	\$56,098.00	\$56,098.00

Latitude: 43.155262 Longitude: -77.603626

Employer Name/Employer Address	Graph	Count	Mean Wage	Median Wage	Lowest Wage	Highest Wage
BERGMANN ASSOCIATES, ARCHITECTS, ENGINEERS, LANDSCAPE ARCHITECTS & SUR, 280 EAST BROAD STREET, ROCHESTER, NY (https://www.google.com/maps/place/280%20EAST%20BROAD%20STREET,ROCHESTER,NY)	Graph	1	\$72,280.00	\$72,280.00	\$72,280.00	\$72,280.00
BERGMANN ASSOCIATES, ARCHITECTS, ENGINEERS, LANDSCAPE ARCHITECTS, 280 EAST BROAD STREET, ROCHESTER, NY (https://www.google.com/maps/place/280%20EAST%20BROAD%20STREET,ROCHESTER,NY)	Graph	1	\$58,677.00	\$58,677.00	\$58,677.00	\$58,677.00
BERGMANN ASSOCIATES, INC., 280 EAST BROAD STREET, ROCHESTER, NY (https://www.google.com/maps/place/280%20EAST%20BROAD%20STREET,ROCHESTER,NY)	Graph	1	\$63,502.00	\$63,502.00	\$63,502.00	\$63,502.00
BERGMANN ASSOCIATES, ARCHITECTS, ENGINEERS, LANDSCAPE ARCHITECTS &, 280 EAST BROAD STREET, ROCHESTER, NY (https://www.google.com/maps/place/280%20EAST%20BROAD%20STREET,ROCHESTER,NY)	Graph	2	\$65,395.00	\$63,502.00	\$63,502.00	\$67,288.00
DEJOY KNAUF & BLOOD CPAS, 280 EAST BROAD STREET, ROCHESTER, NY (https://www.google.com/maps/place/280%20EAST%20BROAD%20STREET,ROCHESTER,NY)	Graph	3	\$47,216.00	\$47,216.00	\$47,216.00	\$47,216.00
Totals	Graph	8	\$58,362.13	\$58,677.00	\$47,216.00	\$72,280.00

Employer Name/Worksite Address	Graph	Count	Mean Wage	Median Wage	Lowest Wage	Highest Wage
DEJOY KNAUF & BLOOD CPAS, 280 EAST BROAD STREET, ROCHESTER, NY (https://www.google.com/maps/place/280%20EAST%20BROAD%20STREET,ROCHESTER,NY)	Graph	4	\$50,081.25	\$47,216.00	\$47,216.00	\$58,677.00
Totals	Graph	4	\$50,081.25	\$47,216.00	\$47,216.00	\$58,677.00

Latitude: 43.155475 Longitude: -76.333514

Employer Name/Worksite Address	Graph	Count	Mean Wage	Median Wage	Lowest Wage	Highest Wage
SYRASOFT LLC, 4 CANTON STREET, BALDWINVILLE, NY (https://www.google.com/maps/place/4%20CANTON%20STREET,BALDWINVILLE,NY)	Graph	4	\$73,000.00	\$73,000.00	\$73,000.00	\$73,000.00
Totals	Graph	4	\$73,000.00	\$73,000.00	\$73,000.00	\$73,000.00

Latitude: 43.155655 Longitude: -79.031294

Employer Name/Employer Address	Graph	Count	Mean Wage	Median Wage	Lowest Wage	Highest Wage
MOUNT ST. MARY'S HOSPITAL OF NIAGARA FALLS, 5300 MILITARY ROAD, LEWISTON, NY (https://www.google.com/maps/place/5300%20MILITARY%20ROAD,LEWISTON,NY)	Graph	1	\$375,000.00	\$375,000.00	\$375,000.00	\$375,000.00
Totals	Graph	1	\$375,000.00	\$375,000.00	\$375,000.00	\$375,000.00

Employer Name/Worksite Address	Graph	Count	Mean Wage	Median Wage	Lowest Wage	Highest Wage
MOUNT ST. MARY'S HOSPITAL OF NIAGARA FALLS, 5320 MILITARY ROAD, LEWISTON, NY (https://www.google.com/maps/place/5320%20MILITARY%20ROAD,LEWISTON,NY)	Graph	1	\$375,000.00	\$375,000.00	\$375,000.00	\$375,000.00
Totals	Graph	1	\$375,000.00	\$375,000.00	\$375,000.00	\$375,000.00

Latitude: 43.155832 Longitude: -77.597778

Employer Name/Worksite Address	Graph	Count	Mean Wage	Median Wage	Lowest Wage	Highest Wage
T.Y. LIN INTERNATIONAL ENGINEERS, ARCHITECTURE & LAND SURVEYING P.C., 255 EAST AVENUE, ROCHESTER, NY (https://www.google.com/maps/place/255%20EAST%20AVENUE,ROCHESTER,NY)	Graph	1	\$58,677.00	\$58,677.00	\$58,677.00	\$58,677.00
Totals	Graph	1	\$58,677.00	\$58,677.00	\$58,677.00	\$58,677.00

Latitude: 43.155878 Longitude: -77.619359

Employer Name/Employer Address	Graph	Count	Mean Wage	Median Wage	Lowest Wage	Highest Wage
COUNCIL ROCK ENTERPRISES LLC, 11 CENTRE PARK, ROCHESTER, NY (https://www.google.com/maps/place/11%20CENTRE%20PARK,ROCHESTER,NY)	Graph	3	\$71,677.00	\$71,677.00	\$71,677.00	\$71,677.00
Totals	Graph	3	\$71,677.00	\$71,677.00	\$71,677.00	\$71,677.00

Employer Name/Worksite Address	Graph	Count	Mean Wage	Median Wage	Lowest Wage	Highest Wage
COUNCIL ROCK ENTERPRISES LLC, 11 CENTRE PARK, ROCHESTER, NY (https://www.google.com/maps/place/11%20CENTRE%20PARK,ROCHESTER,NY)	Graph	3	\$71,677.00	\$71,677.00	\$71,677.00	\$71,677.00
Totals	Graph	3	\$71,677.00	\$71,677.00	\$71,677.00	\$71,677.00

Latitude: 43.156775 Longitude: -77.60481

Employer Name/Worksite Address	Graph	Count	Mean Wage	Median Wage	Lowest Wage	Highest Wage
UNIVERSITY OF ROCHESTER, EASTMAN DOWNTOWN DENTAL CLINIC, ROCHESTER, NY (https://www.google.com/maps/place/EASTMAN%20DOWNTOWN%20DENTAL%20CLINIC,ROCHESTER,NY)	Graph	1	\$108,243.00	\$108,243.00	\$108,243.00	\$108,243.00
AMTEX SYSTEMS, INC., ESL FEDERAL CREDIT UNION, ROCHESTER, NY (https://www.google.com/maps/place/ESL%20FEDERAL%20CREDIT%20UNION,ROCHESTER,NY)	Graph	3	\$61,000.00	\$60,000.00	\$60,000.00	\$63,000.00
ERNST & YOUNG U.S. LLP, 710 BAUSCH & LOMB PLACE, ROCHESTER, NY (https://www.google.com/maps/place/710%20BAUSCH%20%26%20LOMB%20PLACE,ROCHESTER,NY)	Graph	3	\$102,333.33	\$71,500.00	\$50,500.00	\$185,000.00
WIPRO LIMITED, 100, S CLINTON AVENUE, ROCHESTER, NY (https://www.google.com/maps/place/100,%20S%20CLINTON%20AVENUE,ROCHESTER,NY)	Graph	3	\$64,186.33	\$60,882.00	\$60,000.00	\$71,677.00
Totals	Graph	10	\$79,080.20	\$60,882.00	\$50,500.00	\$185,000.00

Latitude: 43.156917 Longitude: -77.602098

Employer Name/Worksite Address	Graph	Count	Mean Wage	Median Wage	Lowest Wage	Highest Wage
DELOITTE CONSULTING LLP, 89 EAST AVENUE, ROCHESTER, NY (https://www.google.com/maps/place/89%20EAST%20AVENUE,ROCHESTER,NY)	Graph	15	\$82,659.00	\$82,659.00	\$82,659.00	\$82,659.00
Totals	Graph	15	\$82,659.00	\$82,659.00	\$82,659.00	\$82,659.00

Latitude: 43.157337 Longitude: -77.614905

Employer Name/Worksite Address	Graph	Count	Mean Wage	Median Wage	Lowest Wage	Highest Wage
RYALI ASSOCIATES INC, 50 WEST MAIN STREET, ROCHESTER, NY (https://www.google.com/maps/place/50%20WEST%20MAIN%20STREET,ROCHESTER,NY)	Graph	2	\$47,650.00	\$45,000.00	\$45,000.00	\$50,300.00
Totals	Graph	2	\$47,650.00	\$45,000.00	\$45,000.00	\$50,300.00

Latitude: 43.157497 Longitude: -77.581224

Employer Name/Employer Address	Graph	Count	Mean Wage	Median Wage	Lowest Wage	Highest Wage
--------------------------------	-------	-------	-----------	-------------	-------------	--------------

Employer Name/Employer Address	Graph	Count	Mean Wage	Median Wage	Lowest Wage	Highest Wage
FLUXDATA INCORPORATED, 176 ANDERSON AVENUE, ROCHESTER, NY (https://www.google.com/maps/place/176%20ANDERSON%20AVENUE,ROCHESTER,NY)	Graph	1	\$51,355.00	\$51,355.00	\$51,355.00	\$51,355.00
Totals	Graph	1	\$51,355.00	\$51,355.00	\$51,355.00	\$51,355.00

Employer Name/Worksite Address	Graph	Count	Mean Wage	Median Wage	Lowest Wage	Highest Wage
FLUXDATA INCORPORATED, 176 ANDERSON AVENUE, ROCHESTER, NY (https://www.google.com/maps/place/176%20ANDERSON%20AVENUE,ROCHESTER,NY)	Graph	1	\$51,355.00	\$51,355.00	\$51,355.00	\$51,355.00
Totals	Graph	1	\$51,355.00	\$51,355.00	\$51,355.00	\$51,355.00

Latitude: 43.158167 Longitude: -77.604815

Employer Name/Worksite Address	Graph	Count	Mean Wage	Median Wage	Lowest Wage	Highest Wage
DATTO, INC., 40 FRANKLIN STREET, ROCHESTER, NY (https://www.google.com/maps/place/40%20FRANKLIN%20STREET,ROCHESTER,NY)	Graph	1	\$65,000.00	\$65,000.00	\$65,000.00	\$65,000.00
Totals	Graph	1	\$65,000.00	\$65,000.00	\$65,000.00	\$65,000.00

Latitude: 43.158285 Longitude: -77.615335

Employer Name/Employer Address	Graph	Count	Mean Wage	Median Wage	Lowest Wage	Highest Wage
LABELLA ASSOCIATES, D.P.C., 300 STATE STREET, ROCHESTER, NY (https://www.google.com/maps/place/300%20STATE%20STREET,ROCHESTER,NY)	Graph	2	\$83,710.00	\$72,420.00	\$72,420.00	\$95,000.00
Totals	Graph	2	\$83,710.00	\$72,420.00	\$72,420.00	\$95,000.00

Employer Name/Worksite Address	Graph	Count	Mean Wage	Median Wage	Lowest Wage	Highest Wage
LABELLA ASSOCIATES, D.P.C., 300 STATE STREET, ROCHESTER, NY (https://www.google.com/maps/place/300%20STATE%20STREET,ROCHESTER,NY)	Graph	1	\$95,000.00	\$95,000.00	\$95,000.00	\$95,000.00
Totals	Graph	1	\$95,000.00	\$95,000.00	\$95,000.00	\$95,000.00

Latitude: 43.158484 Longitude: -77.585418

Employer Name/Employer Address	Graph	Count	Mean Wage	Median Wage	Lowest Wage	Highest Wage
WORKINMAN INTERACTIVE LLC, 277 NORTH GOODMAN STREET, ROCHESTER, NY (https://www.google.com/maps/place/277%20NORTH%20GOODMAN%20STREET,ROCHESTER,NY)	Graph	1	\$45,000.00	\$45,000.00	\$45,000.00	\$45,000.00
Totals	Graph	1	\$45,000.00	\$45,000.00	\$45,000.00	\$45,000.00

Employer Name/Worksite Address	Graph	Count	Mean Wage	Median Wage	Lowest Wage	Highest Wage
WORKINMAN INTERACTIVE LLC, 277 NORTH GOODMAN STREET, ROCHESTER, NY (https://www.google.com/maps/place/277%20NORTH%20GOODMAN%20STREET,ROCHESTER,NY)	Graph	1	\$45,000.00	\$45,000.00	\$45,000.00	\$45,000.00
Totals	Graph	1	\$45,000.00	\$45,000.00	\$45,000.00	\$45,000.00

Latitude: 43.158576 Longitude: -76.090548

Employer Name/Worksite Address	Graph	Count	Mean Wage	Median Wage	Lowest Wage	Highest Wage
UNISYS CORPORATION, 8026 ALETHEAN CLUB COURT, CICERO, NY (https://www.google.com/maps/place/8026%20ALETHEAN%20CLUB%20COURT,CICERO,NY)	Graph	1	\$115,000.00	\$115,000.00	\$115,000.00	\$115,000.00

Employer Name/Worksite Address	Graph	Count	Mean Wage	Median Wage	Lowest Wage	Highest Wage
Totals	Graph	1	\$115,000.00	\$115,000.00	\$115,000.00	\$115,000.00

Latitude: 43.159732 Longitude: -77.609408

Employer Name/Worksite Address	Graph	Count	Mean Wage	Median Wage	Lowest Wage	Highest Wage
D4, LLC, 222 ANDREWS STREET, ROCHESTER, NY (https://www.google.com/maps/place/222%20ANDREWS%20STREET,ROCHESTER,NY)	Graph	1	\$56,097.60	\$56,097.60	\$56,097.60	\$56,097.60
Totals	Graph	1	\$56,097.60	\$56,097.60	\$56,097.60	\$56,097.60

Latitude: 43.160072 Longitude: -76.333249

Employer Name/Employer Address	Graph	Count	Mean Wage	Median Wage	Lowest Wage	Highest Wage
SIMPLE ADMIT, LLC, 45 OSWEGO STREET, BALDWINVILLE, NY (https://www.google.com/maps/place/45%20OSWEGO%20STREET,BALDWINVILLE,NY)	Graph	1	\$43,472.00	\$43,472.00	\$43,472.00	\$43,472.00
Totals	Graph	1	\$43,472.00	\$43,472.00	\$43,472.00	\$43,472.00

Employer Name/Worksite Address	Graph	Count	Mean Wage	Median Wage	Lowest Wage	Highest Wage
SIMPLE ADMIT, LLC, 45 OSWEGO STREET, BALDWINVILLE, NY (https://www.google.com/maps/place/45%20OSWEGO%20STREET,BALDWINVILLE,NY)	Graph	1	\$43,472.00	\$43,472.00	\$43,472.00	\$43,472.00
Totals	Graph	1	\$43,472.00	\$43,472.00	\$43,472.00	\$43,472.00

Latitude: 43.160178 Longitude: -78.700912

Employer Name/Worksite Address	Graph	Count	Mean Wage	Median Wage	Lowest Wage	Highest Wage
COUNTRYSIDE VETERINARY CLINIC, P.C., COUNTRYSIDE VETERINARY CLINIC, P.C., LOCKPORT, NY (https://www.google.com/maps/place/COUNTRYSIDE%20VETERINARY%20CLINIC,%20P.C.,LOCKPORT,NY)	Graph	1	\$100,000.00	\$100,000.00	\$100,000.00	\$100,000.00
Totals	Graph	1	\$100,000.00	\$100,000.00	\$100,000.00	\$100,000.00

Latitude: 43.160214 Longitude: -77.621737

Employer Name/Employer Address	Graph	Count	Mean Wage	Median Wage	Lowest Wage	Highest Wage
CARESTREAM HEALTH, INC., 150 VERONA STREET, ROCHESTER, NY (https://www.google.com/maps/place/150%20VERONA%20STREET,ROCHESTER,NY)	Graph	8	\$102,453.13	\$98,800.00	\$96,949.00	\$109,013.00
Totals	Graph	8	\$102,453.13	\$98,800.00	\$96,949.00	\$109,013.00

Employer Name/Worksite Address	Graph	Count	Mean Wage	Median Wage	Lowest Wage	Highest Wage
ADVENT GLOBAL SOLUTIONS INC, 150 VERONA, ROCHESTER, NY (https://www.google.com/maps/place/150%20VERONA,ROCHESTER,NY)	Graph	1	\$84,000.00	\$84,000.00	\$84,000.00	\$84,000.00
INFOSYS LIMITED, 150 VERONA STREET, ROCHESTER, NY (https://www.google.com/maps/place/150%20%20VERONA%20STREET,ROCHESTER,NY)	Graph	1	\$115,260.00	\$115,260.00	\$115,260.00	\$115,260.00
APLOMB TECHNOLOGIES INC, 150 VERONA ST, ROCHESTER, NY (https://www.google.com/maps/place/150%20VERONA%20ST,ROCHESTER,NY)	Graph	6	\$76,926.67	\$80,000.00	\$65,000.00	\$85,000.00
CARESTREAM HEALTH, INC., 150 VERONA STREET, ROCHESTER, NY (https://www.google.com/maps/place/150%20VERONA%20STREET,ROCHESTER,NY)	Graph	25	\$82,013.08	\$75,002.00	\$61,000.00	\$145,750.00
Totals	Graph	33	\$82,155.97	\$76,282.00	\$61,000.00	\$145,750.00

Latitude: 43.160535 Longitude: -77.605483

Employer Name/Employer Address	Graph	Count	Mean Wage	Median Wage	Lowest Wage	Highest Wage
ACROSS CHINA (USA), INC., 400 ANDREWS STREET SUITE 360, ROCHESTER, NY (https://www.google.com/maps/place/400%20ANDREWS%20STREET%20SUITE%20360,ROCHESTER,NY)	Graph	2	\$62,400.00	\$61,000.00	\$61,000.00	\$63,800.00
TOP CAPITAL OF NEW YORK BROCK PORT, LLC, 400 ANDREWS STREET SUITE 360, ROCHESTER, NY (https://www.google.com/maps/place/400%20ANDREWS%20STREET%20SUITE%20360,ROCHESTER,NY)	Graph	2	\$45,000.00	\$45,000.00	\$45,000.00	\$45,000.00
Totals	Graph	4	\$53,700.00	\$45,000.00	\$45,000.00	\$63,800.00

Employer Name/Worksite Address	Graph	Count	Mean Wage	Median Wage	Lowest Wage	Highest Wage
ACROSS CHINA (USA), INC., 400 ANDREWS STREET SUITE 360, ROCHESTER, NY (https://www.google.com/maps/place/400%20ANDREWS%20STREET%20SUITE%20360,ROCHESTER,NY)	Graph	4	\$53,700.00	\$45,000.00	\$45,000.00	\$63,800.00
Totals	Graph	4	\$53,700.00	\$45,000.00	\$45,000.00	\$63,800.00

Latitude: 43.160694 Longitude: -77.619801

Employer Name/Worksite Address	Graph	Count	Mean Wage	Median Wage	Lowest Wage	Highest Wage
NOVOMER, INC., NOVOMER, INC., ROCHESTER, NY (https://www.google.com/maps/place/NOVOMER,%20INC.,ROCHESTER,NY)	Graph	1	\$107,099.00	\$107,099.00	\$107,099.00	\$107,099.00
Totals	Graph	1	\$107,099.00	\$107,099.00	\$107,099.00	\$107,099.00

Latitude: 43.161276 Longitude: -77.738923

Employer Name/Worksite Address	Graph	Count	Mean Wage	Median Wage	Lowest Wage	Highest Wage
HUMAC, INC., 787 ELMGROVE RD, ROCHESTER, NY (https://www.google.com/maps/place/787%20ELMGROVE%20RD,ROCHESTER,NY)	Graph	1	\$70,500.00	\$70,500.00	\$70,500.00	\$70,500.00
Totals	Graph	1	\$70,500.00	\$70,500.00	\$70,500.00	\$70,500.00

Latitude: 43.161405 Longitude: -77.578395

Employer Name/Worksite Address	Graph	Count	Mean Wage	Median Wage	Lowest Wage	Highest Wage
APTION LLC, 1372 EAST MAIN STREET, ROCHESTER, NY (https://www.google.com/maps/place/1372%20EAST%20MAIN%20STREET,ROCHESTER,NY)	Graph	1	\$60,000.00	\$60,000.00	\$60,000.00	\$60,000.00
Totals	Graph	1	\$60,000.00	\$60,000.00	\$60,000.00	\$60,000.00

Latitude: 43.161425 Longitude: -77.619572

Employer Name/Employer Address	Graph	Count	Mean Wage	Median Wage	Lowest Wage	Highest Wage
EASTMAN KODAK COMPANY, 343 STATE STREET, ROCHESTER, NY (https://www.google.com/maps/place/343%20STATE%20STREET,ROCHESTER,NY)	Graph	7	\$82,163.00	\$93,184.00	\$54,808.00	\$131,165.00
Totals	Graph	7	\$82,163.00	\$93,184.00	\$54,808.00	\$131,165.00

Employer Name/Worksite Address	Graph	Count	Mean Wage	Median Wage	Lowest Wage	Highest Wage
AVANI TECHNOLOGY SOLUTIONS INC., 343 STATE ST, ROCHESTER, NY (https://www.google.com/maps/place/343%20STATE%20ST,ROCHESTER,NY)	Graph	1	\$60,000.00	\$60,000.00	\$60,000.00	\$60,000.00
EASTMAN KODAK COMPANY, 343 STATE STREET, ROCHESTER, NY (https://www.google.com/maps/place/343%20STATE%20STREET,ROCHESTER,NY)	Graph	7	\$82,163.00	\$93,184.00	\$54,808.00	\$131,165.00
Totals	Graph	8	\$79,392.63	\$60,000.00	\$54,808.00	\$131,165.00

Latitude: 43.161587 Longitude: -78.806208

Employer Name/Worksite Address	Graph	Count	Mean Wage	Median Wage	Lowest Wage	Highest Wage
MAHLE BEHR TROY, INC., 350 UPPER MOUNTAIN ROAD, LOCKPORT, NY (https://www.google.com/maps/place/350%20UPPER%20MOUNTAIN%20ROAD,LOCKPORT,NY)	Graph	2	\$75,000.00	\$65,000.00	\$65,000.00	\$85,000.00
Totals	Graph	2	\$75,000.00	\$65,000.00	\$65,000.00	\$85,000.00

Latitude: 43.161613 Longitude: -77.619021

Employer Name/Worksite Address	Graph	Count	Mean Wage	Median Wage	Lowest Wage	Highest Wage
WIPRO LIMITED, 343, STATE STREET, ROCHESTER, NY (https://www.google.com/maps/place/343,%20STATE%20STREET,ROCHESTER,NY)	Graph	11	\$60,080.18	\$60,000.00	\$60,000.00	\$60,882.00
Totals	Graph	11	\$60,080.18	\$60,000.00	\$60,000.00	\$60,882.00

Latitude: 43.163553 Longitude: -77.711486

Employer Name/Worksite Address	Graph	Count	Mean Wage	Median Wage	Lowest Wage	Highest Wage
WEGMANS FOOD MARKETS, INC., 370 WEGMANS MARKET STREET, ROCHESTER, NY (https://www.google.com/maps/place/370%20WEGMANS%20MARKET%20STREET,ROCHESTER,NY)	Graph	1	\$80,000.00	\$80,000.00	\$80,000.00	\$80,000.00
Totals	Graph	1	\$80,000.00	\$80,000.00	\$80,000.00	\$80,000.00

Latitude: 43.16469 Longitude: -77.629532

Employer Name/Employer Address	Graph	Count	Mean Wage	Median Wage	Lowest Wage	Highest Wage
SARATOGA RX LLC, 192 LYELL AVENUE, ROCHESTER, NY (https://www.google.com/maps/place/192%20LYELL%20AVENUE,ROCHESTER,NY)	Graph	2	\$51,542.40	\$50,481.60	\$50,481.60	\$52,603.20
Totals	Graph	2	\$51,542.40	\$50,481.60	\$50,481.60	\$52,603.20

Employer Name/Worksite Address	Graph	Count	Mean Wage	Median Wage	Lowest Wage	Highest Wage
SARATOGA RX LLC, 192 LYELL AVENUE, ROCHESTER, NY (https://www.google.com/maps/place/192%20LYELL%20AVENUE,ROCHESTER,NY)	Graph	2	\$51,542.40	\$50,481.60	\$50,481.60	\$52,603.20
Totals	Graph	2	\$51,542.40	\$50,481.60	\$50,481.60	\$52,603.20

Latitude: 43.164724 Longitude: -77.657999

Employer Name/Employer Address	Graph	Count	Mean Wage	Median Wage	Lowest Wage	Highest Wage
GENESIS VISION, INC., 1260 LYELL AVENUE, ROCHESTER, NY (https://www.google.com/maps/place/1260%20LYELL%20AVENUE,ROCHESTER,NY)	Graph	2	\$58,184.98	\$51,189.00	\$51,189.00	\$65,180.96
Totals	Graph	2	\$58,184.98	\$51,189.00	\$51,189.00	\$65,180.96

Employer Name/Worksite Address	Graph	Count	Mean Wage	Median Wage	Lowest Wage	Highest Wage
GENESIS VISION, INC., 1260 LYELL AVE., ROCHESTER, NY (https://www.google.com/maps/place/1260%20LYELL%20AVE.,ROCHESTER,NY)	Graph	1	\$65,180.96	\$65,180.96	\$65,180.96	\$65,180.96
GENESIS VISION, INC., 1260 LYELL AVENUE, ROCHESTER, NY (https://www.google.com/maps/place/1260%20LYELL%20AVENUE,ROCHESTER,NY)	Graph	1	\$51,189.00	\$51,189.00	\$51,189.00	\$51,189.00
Totals	Graph	2	\$58,184.98	\$51,189.00	\$51,189.00	\$65,180.96

Latitude: 43.167589 Longitude: -78.753524

Employer Name/Worksite Address	Graph	Count	Mean Wage	Median Wage	Lowest Wage	Highest Wage
CARE IT SERVICES INC, 5319 ENTERPRISE DRIVE, LOCKPORT, NY (https://www.google.com/maps/place/5319%20ENTERPRISE%20DRIVE,LOCKPORT,NY)	Graph	1	\$60,000.00	\$60,000.00	\$60,000.00	\$60,000.00
YAHOO! INC., 5319 ENTERPRISE DR., LOCKPORT, NY (https://www.google.com/maps/place/5319%20ENTERPRISE%20DR.,LOCKPORT,NY)	Graph	1	\$44,678.00	\$44,678.00	\$44,678.00	\$44,678.00
Totals	Graph	2	\$52,339.00	\$44,678.00	\$44,678.00	\$60,000.00

Latitude: 43.168678 Longitude: -77.699516

Employer Name/Employer Address	Graph	Count	Mean Wage	Median Wage	Lowest Wage	Highest Wage
NORTHSTAR CHRISTIAN ACADEMY, 332 SPENCERPORT ROAD, ROCHESTER, NY (https://www.google.com/maps/place/332%20SPENCERPORT%20ROAD,ROCHESTER,NY)	Graph	1	\$30,846.40	\$30,846.40	\$30,846.40	\$30,846.40
Totals	Graph	1	\$30,846.40	\$30,846.40	\$30,846.40	\$30,846.40

Employer Name/Worksite Address	Graph	Count	Mean Wage	Median Wage	Lowest Wage	Highest Wage
NORTHSTAR CHRISTIAN ACADEMY, 332 SPENCERPORT ROAD, ROCHESTER, NY (https://www.google.com/maps/place/332%20SPENCERPORT%20ROAD,ROCHESTER,NY)	Graph	1	\$30,846.40	\$30,846.40	\$30,846.40	\$30,846.40
Totals	Graph	1	\$30,846.40	\$30,846.40	\$30,846.40	\$30,846.40

Latitude: 43.17032 Longitude: -77.610696

Employer Name/Worksite Address	Graph	Count	Mean Wage	Median Wage	Lowest Wage	Highest Wage
ROCHESTER GENERAL HOSPITAL, 293 UPPER FALLS BLVD., ROCHESTER, NY (https://www.google.com/maps/place/293%20UPPER%20FALLS%20BLVD.,ROCHESTER,NY)	Graph	1	\$146,869.00	\$146,869.00	\$146,869.00	\$146,869.00
Totals	Graph	1	\$146,869.00	\$146,869.00	\$146,869.00	\$146,869.00

Latitude: 43.170334 Longitude: -77.610626

Employer Name/Employer Address	Graph	Count	Mean Wage	Median Wage	Lowest Wage	Highest Wage
BSW DT INC., 299 UPPER FALLS BLVD., ROCHESTER, NY (https://www.google.com/maps/place/299%20UPPER%20FALLS%20BLVD.,ROCHESTER,NY)	Graph	1	\$39,457.60	\$39,457.60	\$39,457.60	\$39,457.60
BSW DT, INC., 299 UPPER FALLS BLVD., ROCHESTER, NY (https://www.google.com/maps/place/299%20UPPER%20FALLS%20BLVD.,ROCHESTER,NY)	Graph	1	\$31,054.00	\$31,054.00	\$31,054.00	\$31,054.00
Totals	Graph	2	\$35,255.80	\$31,054.00	\$31,054.00	\$39,457.60

Employer Name/Worksite Address	Graph	Count	Mean Wage	Median Wage	Lowest Wage	Highest Wage
BSW DT INC., 299 UPPER FALLS BLVD., ROCHESTER, NY (https://www.google.com/maps/place/299%20UPPER%20FALLS%20BLVD.,ROCHESTER,NY)	Graph	1	\$39,457.60	\$39,457.60	\$39,457.60	\$39,457.60
BSW DT, INC., 299 UPPER FALLS BLVD, ROCHESTER, NY (https://www.google.com/maps/place/299%20UPPER%20FALLS%20BLVD,ROCHESTER,NY)	Graph	1	\$31,054.00	\$31,054.00	\$31,054.00	\$31,054.00
Totals	Graph	2	\$35,255.80	\$31,054.00	\$31,054.00	\$39,457.60

Latitude: 43.1713 Longitude: -78.748743

Employer Name/Worksite Address	Graph	Count	Mean Wage	Median Wage	Lowest Wage	Highest Wage
YAHOO! INC., 5635 CROWN DRIVE, LOCKPORT, NY (https://www.google.com/maps/place/5635%20CROWN%20DRIVE,LOCKPORT,NY)	Graph	1	\$55,869.00	\$55,869.00	\$55,869.00	\$55,869.00
Totals	Graph	1	\$55,869.00	\$55,869.00	\$55,869.00	\$55,869.00

Latitude: 43.171478 Longitude: -77.681849

Employer Name/Employer Address	Graph	Count	Mean Wage	Median Wage	Lowest Wage	Highest Wage
SWEETWATER ENERGY, INC., 300 TROLLEY BOULEVARD, ROCHESTER, NY (https://www.google.com/maps/place/300%20TROLLEY%20BOULEVARD,ROCHESTER,NY)	Graph	1	\$110,000.00	\$110,000.00	\$110,000.00	\$110,000.00
Totals	Graph	1	\$110,000.00	\$110,000.00	\$110,000.00	\$110,000.00

Employer Name/Worksite Address	Graph	Count	Mean Wage	Median Wage	Lowest Wage	Highest Wage
SWEETWATER ENERGY, INC., 300 TROLLEY BOULEVARD, ROCHESTER, NY (https://www.google.com/maps/place/300%20TROLLEY%20BOULEVARD,ROCHESTER,NY)	Graph	1	\$110,000.00	\$110,000.00	\$110,000.00	\$110,000.00
Totals	Graph	1	\$110,000.00	\$110,000.00	\$110,000.00	\$110,000.00

Latitude: 43.171834 Longitude: -78.748726

Employer Name/Worksite Address	Graph	Count	Mean Wage	Median Wage	Lowest Wage	Highest Wage
YAHOO! INC., 5365 CROWN DRIVE, LOCKPORT, NY (https://www.google.com/maps/place/5365%20CROWN%20DRIVE,LOCKPORT,NY)	Graph	17	\$53,435.24	\$55,869.00	\$44,678.00	\$59,259.00
Totals	Graph	17	\$53,435.24	\$55,869.00	\$44,678.00	\$59,259.00

Latitude: 43.174609 Longitude: -79.035601

Employer Name/Employer Address	Graph	Count	Mean Wage	Median Wage	Lowest Wage	Highest Wage
OZA INSPECTIONS, LLC, 210 8TH STREET, LEWISTON, NY (https://www.google.com/maps/place/210%208TH%20STREET,LEWISTON,NY)	Graph	1	\$47,278.40	\$47,278.40	\$47,278.40	\$47,278.40
Totals	Graph	1	\$47,278.40	\$47,278.40	\$47,278.40	\$47,278.40

Employer Name/Worksite Address	Graph	Count	Mean Wage	Median Wage	Lowest Wage	Highest Wage
OZA INSPECTIONS, LLC, 210 8TH STREET, LEWISTON, NY (https://www.google.com/maps/place/210%208TH%20STREET,LEWISTON,NY)	Graph	1	\$47,278.40	\$47,278.40	\$47,278.40	\$47,278.40
Totals	Graph	1	\$47,278.40	\$47,278.40	\$47,278.40	\$47,278.40

Latitude: 43.175671 Longitude: -77.680589

Employer Name/Employer Address	Graph	Count	Mean Wage	Median Wage	Lowest Wage	Highest Wage
EPP TEAM, INC., 500 LEE ROAD, ROCHESTER, NY (https://www.google.com/maps/place/500%20LEE%20ROAD,ROCHESTER,NY)	Graph	1	\$101,780.00	\$101,780.00	\$101,780.00	\$101,780.00
Totals	Graph	1	\$101,780.00	\$101,780.00	\$101,780.00	\$101,780.00

Employer Name/Worksite Address	Graph	Count	Mean Wage	Median Wage	Lowest Wage	Highest Wage
EPP TEAM, INC., 500 LEE ROAD, ROCHESTER, NY (https://www.google.com/maps/place/500%20LEE%20ROAD,ROCHESTER,NY)	Graph	1	\$101,780.00	\$101,780.00	\$101,780.00	\$101,780.00
Totals	Graph	1	\$101,780.00	\$101,780.00	\$101,780.00	\$101,780.00

Latitude: 43.178395 Longitude: -77.680659

Employer Name/Employer Address	Graph	Count	Mean Wage	Median Wage	Lowest Wage	Highest Wage

Employer Name/Employer Address	Graph	Count	Mean Wage	Median Wage	Lowest Wage	Highest Wage
AVANI TECHNOLOGY SOLUTIONS INC., 687 LEE ROAD, ROCHESTER, NY (https://www.google.com/maps/place/687%20LEE%20ROAD,ROCHESTER,NY)	Graph	67	\$56,084.94	\$51,355.00	\$51,064.00	\$90,000.00
Totals	Graph	67	\$56,084.94	\$51,355.00	\$51,064.00	\$90,000.00

Employer Name/Worksite Address	Graph	Count	Mean Wage	Median Wage	Lowest Wage	Highest Wage
AVANI TECHNOLOGY SOLUTIONS INC., 687 LEE ROAD, ROCHESTER, NY (https://www.google.com/maps/place/687%20LEE%20ROAD,ROCHESTER,NY)	Graph	51	\$55,736.59	\$51,355.00	\$51,064.00	\$64,813.00
Totals	Graph	51	\$55,736.59	\$51,355.00	\$51,064.00	\$64,813.00

Latitude: 43.179266 Longitude: -77.673366

Employer Name/Employer Address	Graph	Count	Mean Wage	Median Wage	Lowest Wage	Highest Wage
CUSTOM COURIER SOLUTIONS, INC., 1600 LEXINGTON AVENUE, ROCHESTER, NY (https://www.google.com/maps/place/1600%20LEXINGTON%20AVENUE,ROCHESTER,NY)	Graph	1	\$56,014.40	\$56,014.40	\$56,014.40	\$56,014.40
Totals	Graph	1	\$56,014.40	\$56,014.40	\$56,014.40	\$56,014.40

Employer Name/Worksite Address	Graph	Count	Mean Wage	Median Wage	Lowest Wage	Highest Wage
CUSTOM COURIER SOLUTIONS, INC., 1600 LEXINGTON AVENUE, ROCHESTER, NY (https://www.google.com/maps/place/1600%20LEXINGTON%20AVENUE,ROCHESTER,NY)	Graph	1	\$56,014.40	\$56,014.40	\$56,014.40	\$56,014.40
Totals	Graph	1	\$56,014.40	\$56,014.40	\$56,014.40	\$56,014.40

Latitude: 43.179868 Longitude: -77.575777

Employer Name/Worksite Address	Graph	Count	Mean Wage	Median Wage	Lowest Wage	Highest Wage
COVANT SOLUTIONS INC, 1400 GOODMAN ST N, ROCHESTER, NY (https://www.google.com/maps/place/1400%20GOODMAN%20ST%20N,ROCHESTER,NY)	Graph	1	\$70,325.00	\$70,325.00	\$70,325.00	\$70,325.00
VALEANT PHARMACEUTICALS NORTH AMERICA LLC, 1400 N. GOODMAN STREET, ROCHESTER, NY (https://www.google.com/maps/place/1400%20N.%20GOODMAN%20STREET,ROCHESTER,NY)	Graph	3	\$90,501.00	\$90,501.00	\$90,501.00	\$90,501.00
Totals	Graph	4	\$85,457.00	\$90,501.00	\$70,325.00	\$90,501.00

Latitude: 43.180335 Longitude: -77.61368

Employer Name/Employer Address	Graph	Count	Mean Wage	Median Wage	Lowest Wage	Highest Wage
HICKEY FREEMAN TAILORED CLOTHING, INC., 1155 N. CLINTON AVENUE, ROCHESTER, NY (https://www.google.com/maps/place/1155%20N.%20CLINTON%20AVENUE,ROCHESTER,NY)	Graph	1	\$125,000.00	\$125,000.00	\$125,000.00	\$125,000.00
Totals	Graph	1	\$125,000.00	\$125,000.00	\$125,000.00	\$125,000.00

Employer Name/Worksite Address	Graph	Count	Mean Wage	Median Wage	Lowest Wage	Highest Wage
HICKEY FREEMAN TAILORED CLOTHING, INC., 1155 N. CLINTON AVENUE, ROCHESTER, NY (https://www.google.com/maps/place/1155%20N.%20CLINTON%20AVENUE,ROCHESTER,NY)	Graph	1	\$125,000.00	\$125,000.00	\$125,000.00	\$125,000.00
Totals	Graph	1	\$125,000.00	\$125,000.00	\$125,000.00	\$125,000.00

Latitude: 43.180411 Longitude: -77.599081

Employer Name/Employer Address	Graph	Count	Mean Wage	Median Wage	Lowest Wage	Highest Wage
--------------------------------	-------	-------	-----------	-------------	-------------	--------------

Employer Name/Employer Address	Graph	Count	Mean Wage	Median Wage	Lowest Wage	Highest Wage
QUALITY VISION INTERNATIONAL, INC., 850 HUDSON AVENUE, ROCHESTER, NY (https://www.google.com/maps/place/850%20HUDSON%20AVENUE,ROCHESTER,NY)	Graph	2	\$55,432.00	\$54,309.00	\$54,309.00	\$56,555.00
Totals	Graph	2	\$55,432.00	\$54,309.00	\$54,309.00	\$56,555.00

Employer Name/Worksite Address	Graph	Count	Mean Wage	Median Wage	Lowest Wage	Highest Wage
QUALITY VISION INTERNATIONAL, INC., 850 HUDSON AVE., ROCHESTER, NY (https://www.google.com/maps/place/850%20HUDSON%20AVE.,ROCHESTER,NY)	Graph	2	\$55,432.00	\$54,309.00	\$54,309.00	\$56,555.00
Totals	Graph	2	\$55,432.00	\$54,309.00	\$54,309.00	\$56,555.00

Latitude: 43.18457 Longitude: -77.69198

Employer Name/Worksite Address	Graph	Count	Mean Wage	Median Wage	Lowest Wage	Highest Wage
INFOTRELLIS, INC., 100 INDIGO CREEK DR., ROCHESTER, NY (https://www.google.com/maps/place/100%20INDIGO%20CREEK%20DR.,ROCHESTER,NY)	Graph	2	\$100,000.00	\$100,000.00	\$100,000.00	\$100,000.00
HCL AMERICA, INC., 100 INDIGO CREEK DR, ROCHESTER, NY (https://www.google.com/maps/place/100%20INDIGO%20CREEK%20DR,ROCHESTER,NY)	Graph	4	\$66,765.50	\$70,325.00	\$46,000.00	\$77,771.00
CYIENT, INC., 100 INDIGO DR., ROCHESTER, NY (https://www.google.com/maps/place/100%20INDIGO%20DR.,ROCHESTER,NY)	Graph	25	\$56,555.00	\$56,555.00	\$56,555.00	\$56,555.00
SYMBIOUN TECHNOLOGIES, INC., 100 INDIGO CREEK DRIVE, ROCHESTER, NY (https://www.google.com/maps/place/100%20INDIGO%20CREEK%20DRIVE,ROCHESTER,NY)	Graph	43	\$60,711.09	\$60,000.00	\$56,555.00	\$90,000.00
Totals	Graph	74	\$60,696.14	\$60,000.00	\$46,000.00	\$100,000.00

Latitude: 43.184603 Longitude: -77.701513

Employer Name/Worksite Address	Graph	Count	Mean Wage	Median Wage	Lowest Wage	Highest Wage
IBM INDIA PRIVATE LIMITED, 1630 LONG POND ROAD, ROCHESTER, NY (https://www.google.com/maps/place/1630%20LONG%20POND%20ROAD,ROCHESTER,NY)	Graph	3	\$109,291.33	\$89,901.00	\$67,813.00	\$170,160.00
Totals	Graph	3	\$109,291.33	\$89,901.00	\$67,813.00	\$170,160.00

Latitude: 43.189538 Longitude: -77.576348

Employer Name/Worksite Address	Graph	Count	Mean Wage	Median Wage	Lowest Wage	Highest Wage
REVEREIT LLC, 1400 NORTH GOODMAN STREET, ROCHESTER, NY (https://www.google.com/maps/place/1400%20NORTH%20GOODMAN%20STREET,ROCHESTER,NY)	Graph	1	\$70,532.80	\$70,532.80	\$70,532.80	\$70,532.80
Totals	Graph	1	\$70,532.80	\$70,532.80	\$70,532.80	\$70,532.80

Latitude: 43.190666 Longitude: -77.584372

Employer Name/Worksite Address	Graph	Count	Mean Wage	Median Wage	Lowest Wage	Highest Wage
GRANDISON MANAGEMENT, INC., 1335 PORTLAND AVENUE, ROCHESTER, NY (https://www.google.com/maps/place/1335%20PORTLAND%20AVENUE,ROCHESTER,NY)	Graph	10	\$60,819.20	\$60,819.20	\$60,819.20	\$60,819.20
Totals	Graph	10	\$60,819.20	\$60,819.20	\$60,819.20	\$60,819.20

Latitude: 43.191264 Longitude: -76.32223

Employer Name/Worksite Address	Graph	Count	Mean Wage	Median Wage	Lowest Wage	Highest Wage
--------------------------------	-------	-------	-----------	-------------	-------------	--------------

Employer Name/Worksite Address	Graph	Count	Mean Wage	Median Wage	Lowest Wage	Highest Wage
AGRANA FRUIT US, INC., 8864 SIXTY ROAD, BALDWINVILLE, NY (https://www.google.com/maps/place/8864%20SIXTY%20ROAD,BALDWINVILLE,NY)	Graph	1	\$80,000.00	\$80,000.00	\$80,000.00	\$80,000.00
Totals	Graph	1	\$80,000.00	\$80,000.00	\$80,000.00	\$80,000.00

Latitude: 43.191354 Longitude: -77.584408

Employer Name/Employer Address	Graph	Count	Mean Wage	Median Wage	Lowest Wage	Highest Wage
ROCHESTER GENERAL HOSPITAL, 1425 PORTLAND AVE, ROCHESTER, NY (https://www.google.com/maps/place/1425%20PORTLAND%20AVE,ROCHESTER,NY)	Graph	1	\$138,694.00	\$138,694.00	\$138,694.00	\$138,694.00
ROCHESTER GENERAL HOSPITAL, 1425 PORTLAND AVENUE, ROCHESTER, NY (https://www.google.com/maps/place/1425%20PORTLAND%20AVENUE,ROCHESTER,NY)	Graph	39	\$83,527.38	\$60,654.00	\$41,704.00	\$206,000.00
Totals	Graph	40	\$84,906.55	\$60,654.00	\$41,704.00	\$206,000.00

Employer Name/Worksite Address	Graph	Count	Mean Wage	Median Wage	Lowest Wage	Highest Wage
ROCHESTER GENERAL HOSPITAL, 1425 PORTLAND AVE., ROCHESTER, NY (https://www.google.com/maps/place/1425%20PORTLAND%20AVE.,ROCHESTER,NY)	Graph	1	\$206,000.00	\$206,000.00	\$206,000.00	\$206,000.00
ROCHESTER GENERAL HOSPITAL, 1425 PORTLAND AVE, ROCHESTER, NY (https://www.google.com/maps/place/1425%20PORTLAND%20AVE,ROCHESTER,NY)	Graph	12	\$89,061.92	\$72,550.00	\$48,422.00	\$147,701.00
ROCHESTER GENERAL HOSPITAL, 1425 PORTLAND AVENUE, ROCHESTER, NY (https://www.google.com/maps/place/1425%20PORTLAND%20AVENUE,ROCHESTER,NY)	Graph	21	\$73,131.14	\$58,042.00	\$52,645.00	\$147,701.00
Totals	Graph	34	\$82,661.68	\$60,654.00	\$48,422.00	\$206,000.00

Latitude: 43.191534 Longitude: -77.701533

Employer Name/Employer Address	Graph	Count	Mean Wage	Median Wage	Lowest Wage	Highest Wage
UNITY HOSPITAL, 1555 LONG POND ROAD, ROCHESTER, NY (https://www.google.com/maps/place/1555%20LONG%20POND%20ROAD,ROCHESTER,NY)	Graph	1	\$60,741.00	\$60,741.00	\$60,741.00	\$60,741.00
THE UNITY HOSPITAL OF ROCHESTER, 1555 LONG POND ROAD, ROCHESTER, NY (https://www.google.com/maps/place/1555%20LONG%20POND%20ROAD,ROCHESTER,NY)	Graph	2	\$62,525.00	\$62,525.00	\$62,525.00	\$62,525.00
UNITY HEALTH SYSTEM, 1555 LONG POND ROAD, ROCHESTER, NY (https://www.google.com/maps/place/1555%20LONG%20POND%20ROAD,ROCHESTER,NY)	Graph	17	\$56,300.65	\$55,002.00	\$54,626.00	\$60,741.00
Totals	Graph	20	\$57,145.10	\$55,002.00	\$54,626.00	\$62,525.00

Employer Name/Worksite Address	Graph	Count	Mean Wage	Median Wage	Lowest Wage	Highest Wage
UNITY HOSPITAL, 1555 LONG POND ROAD, ROCHESTER, NY (https://www.google.com/maps/place/1555%20LONG%20POND%20ROAD,ROCHESTER,NY)	Graph	16	\$56,787.50	\$55,002.00	\$55,002.00	\$60,741.00
Totals	Graph	16	\$56,787.50	\$55,002.00	\$55,002.00	\$60,741.00

Latitude: 43.193553 Longitude: -77.659598

Employer Name/Employer Address	Graph	Count	Mean Wage	Median Wage	Lowest Wage	Highest Wage
KODAK ALARIS, INC., 2400 MT READ BOULEVARD, ROCHESTER, NY (https://www.google.com/maps/place/2400%20MT%20READ%20BOULEVARD,ROCHESTER,NY)	Graph	5	\$58,410.00	\$60,000.00	\$53,000.00	\$65,000.00
Totals	Graph	5	\$58,410.00	\$60,000.00	\$53,000.00	\$65,000.00

Employer Name/Worksite Address	Graph	Count	Mean Wage	Median Wage	Lowest Wage	Highest Wage
--------------------------------	-------	-------	-----------	-------------	-------------	--------------

Employer Name/Worksite Address	Graph	Count	Mean Wage	Median Wage	Lowest Wage	Highest Wage
DYNAMICS RESOURCES, INC., 2400 MT. READ BLVD, ROCHESTER, NY (https://www.google.com/maps/place/2400%20MT.%20READ%20BLVD,ROCHESTER,NY)	Graph	1	\$100,000.00	\$100,000.00	\$100,000.00	\$100,000.00
KODAK ALARIS, INC., 2400 MOUNT READ BOULEVARD, ROCHESTER, NY (https://www.google.com/maps/place/2400%20MOUNT%20READ%20BOULEVARD,ROCHESTER,NY)	Graph	5	\$58,410.00	\$60,000.00	\$53,000.00	\$65,000.00
Totals	Graph	6	\$65,341.67	\$60,000.00	\$53,000.00	\$100,000.00

Latitude: 43.193844 Longitude: -77.659474

Employer Name/Worksite Address	Graph	Count	Mean Wage	Median Wage	Lowest Wage	Highest Wage
CARESTREAM HEALTH, INC., 1049 WEST RIDGE RD, ROCHESTER, NY (https://www.google.com/maps/place/1049%20WEST%20RIDGE%20RD,ROCHESTER,NY)	Graph	3	\$98,800.00	\$98,800.00	\$98,800.00	\$98,800.00
Totals	Graph	3	\$98,800.00	\$98,800.00	\$98,800.00	\$98,800.00

Latitude: 43.193995 Longitude: -77.662972

Employer Name/Employer Address	Graph	Count	Mean Wage	Median Wage	Lowest Wage	Highest Wage
NOHMS TECHNOLOGIES, INC., 1200 RIDGEWAY AVENUE, ROCHESTER, NY (https://www.google.com/maps/place/1200%20RIDGEWAY%20AVENUE,ROCHESTER,NY)	Graph	1	\$52,000.00	\$52,000.00	\$52,000.00	\$52,000.00
QUINTEL USA, INC., 1200 RIDGEWAY AVENUE, ROCHESTER, NY (https://www.google.com/maps/place/1200%20RIDGEWAY%20AVENUE,ROCHESTER,NY)	Graph	1	\$85,020.00	\$85,020.00	\$85,020.00	\$85,020.00
Totals	Graph	2	\$68,510.00	\$52,000.00	\$52,000.00	\$85,020.00

Employer Name/Worksite Address	Graph	Count	Mean Wage	Median Wage	Lowest Wage	Highest Wage
QUINTEL USA, INC., 1200 RIDGEWAY AVENUE, ROCHESTER, NY (https://www.google.com/maps/place/1200%20RIDGEWAY%20AVENUE,ROCHESTER,NY)	Graph	2	\$68,510.00	\$52,000.00	\$52,000.00	\$85,020.00
Totals	Graph	2	\$68,510.00	\$52,000.00	\$52,000.00	\$85,020.00

Latitude: 43.1942 Longitude: -78.573309

Employer Name/Worksite Address	Graph	Count	Mean Wage	Median Wage	Lowest Wage	Highest Wage
GRANDISON MANAGEMENT, INC., 4540 LINCOLN DRIVE, GASPORT, NY (https://www.google.com/maps/place/4540%20LINCOLN%20DRIVE,GASPORT,NY)	Graph	10	\$54,870.40	\$54,870.40	\$54,870.40	\$54,870.40
Totals	Graph	10	\$54,870.40	\$54,870.40	\$54,870.40	\$54,870.40

Latitude: 43.195517 Longitude: -77.605264

Employer Name/Worksite Address	Graph	Count	Mean Wage	Median Wage	Lowest Wage	Highest Wage
ROCHESTER GENERAL HOSPITAL, 490 EAST RIDGE RD, ROCHESTER, NY (https://www.google.com/maps/place/490%20EAST%20RIDGE%20RD,ROCHESTER,NY)	Graph	1	\$138,694.00	\$138,694.00	\$138,694.00	\$138,694.00
Totals	Graph	1	\$138,694.00	\$138,694.00	\$138,694.00	\$138,694.00

Latitude: 43.197232 Longitude: -77.590586

Employer Name/Employer Address	Graph	Count	Mean Wage	Median Wage	Lowest Wage	Highest Wage
BSW, INC., 1060 E RIDGE RD, ROCHESTER, NY (https://www.google.com/maps/place/1060%20E%20RIDGE%20RD,ROCHESTER,NY)	Graph	1	\$31,054.40	\$31,054.40	\$31,054.40	\$31,054.40
Totals	Graph	1	\$31,054.40	\$31,054.40	\$31,054.40	\$31,054.40

Employer Name/Worksite Address	Graph	Count	Mean Wage	Median Wage	Lowest Wage	Highest Wage
BSW, INC., 1060 E RIDGE RD, ROCHESTER, NY (https://www.google.com/maps/place/1060%20E%20RIDGE%20RD,ROCHESTER,NY)	Graph	1	\$31,054.40	\$31,054.40	\$31,054.40	\$31,054.40
Totals	Graph	1	\$31,054.40	\$31,054.40	\$31,054.40	\$31,054.40

Latitude: 43.204004 Longitude: -77.658735

Employer Name/Worksite Address	Graph	Count	Mean Wage	Median Wage	Lowest Wage	Highest Wage
CARESTREAM HEALTH, INC., 1049 RIDGE ROAD WEST, ROCHESTER, NY (https://www.google.com/maps/place/1049%20RIDGE%20ROAD%20WEST,ROCHESTER,NY)	Graph	4	\$95,976.75	\$94,890.00	\$94,890.00	\$99,237.00
Totals	Graph	4	\$95,976.75	\$94,890.00	\$94,890.00	\$99,237.00

Latitude: 43.204281 Longitude: -73.486127

Employer Name/Worksite Address	Graph	Count	Mean Wage	Median Wage	Lowest Wage	Highest Wage
GRANDISON MANAGEMENT, INC., 4573 NEW YORK STATE ROUTE 40, ARGYLE, NY (https://www.google.com/maps/place/4573%20NEW%20YORK%20STATE%20ROUTE%2040,ARGYLE,NY)	Graph	10	\$63,752.00	\$63,752.00	\$63,752.00	\$63,752.00
Totals	Graph	10	\$63,752.00	\$63,752.00	\$63,752.00	\$63,752.00

Latitude: 43.205331 Longitude: -77.57808

Employer Name/Employer Address	Graph	Count	Mean Wage	Median Wage	Lowest Wage	Highest Wage
ROCHESTER GENERAL HOSPITAL, 100 KINGS HIGHWAY SOUTH, ROCHESTER, NY (https://www.google.com/maps/place/100%20KINGS%20HIGHWAY%20SOUTH,ROCHESTER,NY)	Graph	1	\$113,693.00	\$113,693.00	\$113,693.00	\$113,693.00
Totals	Graph	1	\$113,693.00	\$113,693.00	\$113,693.00	\$113,693.00

Employer Name/Worksite Address	Graph	Count	Mean Wage	Median Wage	Lowest Wage	Highest Wage
GLOBAL TECHNICAL SOFTWARE SERVICES INC, 100 KINGS HIGHWAY SOUTH, ROCHESTER, NY (https://www.google.com/maps/place/100%20KINGS%20HIGHWAY%20SOUTH,ROCHESTER,NY)	Graph	2	\$56,852.00	\$41,704.00	\$41,704.00	\$72,000.00
Totals	Graph	2	\$56,852.00	\$41,704.00	\$41,704.00	\$72,000.00



Latitude: 43.206946 Longitude: -77.678385

Employer Name/Worksite Address	Graph	Count	Mean Wage	Median Wage	Lowest Wage	Highest Wage
ASPEN DENTAL OF ROCHESTER PLLC, 1841 RIDGE ROAD WEST, GREECE, NY (https://www.google.com/maps/place/1841%20RIDGE%20ROAD%20WEST,GREECE,NY)	Graph	1	\$130,000.00	\$130,000.00	\$130,000.00	\$130,000.00
Totals	Graph	1	\$130,000.00	\$130,000.00	\$130,000.00	\$130,000.00



Latitude: 43.208314 Longitude: -77.67176




Employer Name/Worksite Address	Graph	Count	Mean Wage	Median Wage	Lowest Wage	Highest Wage
MATA MANAGEMENT, INC., 400 CENTER PLACE DRIVE, ROCHESTER, NY (https://www.google.com/maps/place/400%20CENTER%20PLACE%20DRIVE,ROCHESTER,NY)	Graph	1	\$70,720.00	\$70,720.00	\$70,720.00	\$70,720.00
Totals	Graph	1	\$70,720.00	\$70,720.00	\$70,720.00	\$70,720.00

Latitude: 43.208869 Longitude: -77.460065










Employer Name/Worksite Address	Graph	Count	Mean Wage	Median Wage	Lowest Wage	Highest Wage
WESTERN NEW YORK DENTAL GROUP, 980 RIDGE ROAD, WEBSTER, NY (https://www.google.com/maps/place/980%20RIDGE%20ROAD,WEBSTER,NY)		1	\$135,200.00	\$135,200.00	\$135,200.00	\$135,200.00
Totals		1	\$135,200.00	\$135,200.00	\$135,200.00	\$135,200.00

Latitude: 43.209581 Longitude: -77.961205



Employer Name/Employer Address	Graph	Count	Mean Wage	Median Wage	Lowest Wage	Highest Wage
STATE UNIVERSITY OF NEW YORK AT BROCKPORT, 350 NEW CAMPUS DRIVE, BROCKPORT, NY (https://www.google.com/maps/place/350%20NEW%20CAMPUS%20DRIVE,BROCKPORT,NY)		8	\$83,359.38	\$74,000.00	\$51,775.00	\$119,000.00
Totals		8	\$83,359.38	\$74,000.00	\$51,775.00	\$119,000.00

Employer Name/Worksite Address	Graph	Count	Mean Wage	Median Wage	Lowest Wage	Highest Wage
STATE UNIVERSITY OF NEW YORK AT BROCKPORT, 350 NEW CAMPUS DR., BROCKPORT, NY (https://www.google.com/maps/place/350%20%20NEW%20CAMPUS%20DR.,BROCKPORT,NY)		1	\$59,000.00	\$59,000.00	\$59,000.00	\$59,000.00
STATE UNIVERSITY OF NEW YORK AT BROCKPORT, 350 NEW CAMPUS DR., BROCKPORT, NY (https://www.google.com/maps/place/350%20NEW%20CAMPUS%20DR.,BROCKPORT,NY)		7	\$86,839.29	\$80,000.00	\$51,775.00	\$119,000.00
Totals		8	\$83,359.38	\$74,000.00	\$51,775.00	\$119,000.00

Latitude: 43.20967 Longitude: -77.454228

Employer Name/Worksite Address	Graph	Count	Mean Wage	Median Wage	Lowest Wage	Highest Wage
CLF-ONTARIO DBA SOLU TECHNOLOGY PARTNERS, 1028 RIDGE ROAD #130, WEBSTER, NY (https://www.google.com/maps/place/1028%20RIDGE%20ROAD%20#130,WEBSTER,NY)		1	\$72,000.00	\$72,000.00	\$72,000.00	\$72,000.00
MARLABS, INC., 1028 RIDGE RD, SUITE 200, WEBSTER, NY (https://www.google.com/maps/place/1028%20RIDGE%20RD,%20SUITE%20200,WEBSTER,NY)		1	\$60,000.00	\$60,000.00	\$60,000.00	\$60,000.00
MARLABS, INC., 1028 RIDGE ROAD, SUITE# 200, WEBSTER, NY (https://www.google.com/maps/place/1028%20RIDGE%20ROAD,%20SUITE%20200,WEBSTER,NY)		1	\$60,000.00	\$60,000.00	\$60,000.00	\$60,000.00
MINDEX TECHNOLOGIES, INC., 1028 RIDGE RD., WEBSTER, NY (https://www.google.com/maps/place/1028%20RIDGE%20RD.,WEBSTER,NY)		1	\$125,500.00	\$125,500.00	\$125,500.00	\$125,500.00
PAYCHEX, INC., 1028 RIDGE ROAD, SUITE 100, WEBSTER, NY (https://www.google.com/maps/place/1028%20RIDGE%20ROAD,%20SUITE%20100,WEBSTER,NY)		1	\$104,051.42	\$104,051.42	\$104,051.42	\$104,051.42
PAYCHEX, INC., 1028 RIDGE ROAD, SUITE 200, WEBSTER, NY (https://www.google.com/maps/place/1028%20RIDGE%20ROAD,%20SUITE%20200,WEBSTER,NY)		2	\$74,075.20	\$60,000.00	\$60,000.00	\$88,150.40
AVANI TECHNOLOGY SOLUTIONS INC., 1028 RIDGE ROAD, WEBSTER, NY (https://www.google.com/maps/place/1028%20RIDGE%20ROAD,WEBSTER,NY)		6	\$56,972.33	\$51,355.00	\$51,355.00	\$70,000.00
GOLD COAST IT SOLUTIONS, LLC, 1028 RIDGE RD, WEBSTER, NY (https://www.google.com/maps/place/1028%20RIDGE%20RD,WEBSTER,NY)		14	\$65,072.29	\$60,000.00	\$60,000.00	\$76,800.00
Totals		27	\$67,501.77	\$60,000.00	\$51,355.00	\$125,500.00

Latitude: 43.209832 Longitude: -77.48559

Employer Name/Employer Address	Graph	Count	Mean Wage	Median Wage	Lowest Wage	Highest Wage
ITHACA COLLEGE, 953 DANBY ROAD, ITHACA, NY (https://www.google.com/maps/place/953%20DANBY%20ROAD,ITHACA,NY)		1	\$132,211.00	\$132,211.00	\$132,211.00	\$132,211.00
Totals		1	\$132,211.00	\$132,211.00	\$132,211.00	\$132,211.00

Employer Name/Worksite Address	Graph	Count	Mean Wage	Median Wage	Lowest Wage	Highest Wage
--------------------------------	-------	-------	-----------	-------------	-------------	--------------

Employer Name/Worksite Address	Graph	Count	Mean Wage	Median Wage	Lowest Wage	Highest Wage
ITHACA COLLEGE, 953 DANBY ROAD, ITHACA, NY (https://www.google.com/maps/place/953%20DANBY%20ROAD,ITHACA,NY)	Graph	1	\$132,211.00	\$132,211.00	\$132,211.00	\$132,211.00
Totals	Graph	1	\$132,211.00	\$132,211.00	\$132,211.00	\$132,211.00

Latitude: 43.211221 Longitude: -77.438941

Employer Name/Worksite Address	Graph	Count	Mean Wage	Median Wage	Lowest Wage	Highest Wage
ADECCO GROUP NA/MODIS, INC., 1280 RIDGE RD., WEBSTER, NY (https://www.google.com/maps/place/1280%20RIDGE%20RD.,WEBSTER,NY)	Graph	1	\$70,324.80	\$70,324.80	\$70,324.80	\$70,324.80
Totals	Graph	1	\$70,324.80	\$70,324.80	\$70,324.80	\$70,324.80

Latitude: 43.212048 Longitude: -77.934588

Employer Name/Worksite Address	Graph	Count	Mean Wage	Median Wage	Lowest Wage	Highest Wage
THE UNITY HOSPITAL OF ROCHESTER, LAKESIDE BEIKIRCH CARE CENTER, BROCKPORT, NY (https://www.google.com/maps/place/LAKESIDE%20BEIKIRCH%20CARE%20CENTER,BROCKPORT,NY)	Graph	1	\$62,525.00	\$62,525.00	\$62,525.00	\$62,525.00
Totals	Graph	1	\$62,525.00	\$62,525.00	\$62,525.00	\$62,525.00

Latitude: 43.212247 Longitude: -78.376653

Employer Name/Worksite Address	Graph	Count	Mean Wage	Median Wage	Lowest Wage	Highest Wage
ISAAC GROUP, LLC, ORCHARD MANOR REHABILITATION & NURSING CENTER, MEDINA, NY (https://www.google.com/maps/place/ORCHARD%20MANOR%20REHABILITATION%20%26%20NURSING%20CENTER,MEDINA,NY)	Graph	1	\$68,640.00	\$68,640.00	\$68,640.00	\$68,640.00
Totals	Graph	1	\$68,640.00	\$68,640.00	\$68,640.00	\$68,640.00

Latitude: 43.213528 Longitude: -77.421227

Employer Name/Worksite Address	Graph	Count	Mean Wage	Median Wage	Lowest Wage	Highest Wage
PRODAPT NORTH AMERICA, 245 EAST MAIN STREET, ROCHESTER, NY (https://www.google.com/maps/place/245%20EAST%20MAIN%20STREET,ROCHESTER,NY)	Graph	1	\$108,727.00	\$108,727.00	\$108,727.00	\$108,727.00
Totals	Graph	1	\$108,727.00	\$108,727.00	\$108,727.00	\$108,727.00

Latitude: 43.214287 Longitude: -77.713821

Employer Name/Worksite Address	Graph	Count	Mean Wage	Median Wage	Lowest Wage	Highest Wage
THE UNITY HOSPITAL OF ROCHESTER, UNITY HOSPITAL, ROCHESTER, NY (https://www.google.com/maps/place/UNITY%20HOSPITAL,ROCHESTER,NY)	Graph	1	\$62,525.00	\$62,525.00	\$62,525.00	\$62,525.00
Totals	Graph	1	\$62,525.00	\$62,525.00	\$62,525.00	\$62,525.00

Latitude: 43.215872 Longitude: -77.937074

Employer Name/Worksite Address	Graph	Count	Mean Wage	Median Wage	Lowest Wage	Highest Wage
PRECISION OPTICAL TRANSCEIVERS, INC., 13 WATER STREET, BROCKPORT, NY (https://www.google.com/maps/place/13%20WATER%20STREET,BROCKPORT,NY)	Graph	1	\$72,000.00	\$72,000.00	\$72,000.00	\$72,000.00
Totals	Graph	1	\$72,000.00	\$72,000.00	\$72,000.00	\$72,000.00

Employer Name/Worksite Address	Graph	Count	Mean Wage	Median Wage	Lowest Wage	Highest Wage
PRECISION OPTICAL TRANSCEIVERS, INC., 13 WATER STREET, BROCKPORT, NY (https://www.google.com/maps/place/13%20WATER%20STREET,BROCKPORT,NY)	Graph	1	\$72,000.00	\$72,000.00	\$72,000.00	\$72,000.00
Totals	Graph	1	\$72,000.00	\$72,000.00	\$72,000.00	\$72,000.00

Latitude: 43.215996 Longitude: -75.461377

Employer Name/Employer Address	Graph	Count	Mean Wage	Median Wage	Lowest Wage	Highest Wage
ANDRO COMPUTATIONAL SOLUTIONS, LLC, THE BEECHES PROFESSIONAL CAMPUS, ROME, NY (https://www.google.com/maps/place/THE%20BEECHES%20PROFESSIONAL%20CAMPUS,ROME,NY)	Graph	1	\$95,160.00	\$95,160.00	\$95,160.00	\$95,160.00
Totals	Graph	1	\$95,160.00	\$95,160.00	\$95,160.00	\$95,160.00

Employer Name/Worksite Address	Graph	Count	Mean Wage	Median Wage
ANDRO COMPUTATIONAL SOLUTIONS, LLC, THE BEECHES PROFESSIONAL CAMPUS, 7980 TURIN RD., BLDG. 1, NY (https://www.google.com/maps/place/THE%20BEECHES%20PROFESSIONAL%20CAMPUS,7980%20TURIN%20RD.,%20BLDG.%201,NY)	Graph	1	\$95,160.00	\$95,160.00
Totals	Graph	1	\$95,160.00	\$95,160.00

Latitude: 43.218597 Longitude: -75.407056

Employer Name/Worksite Address	Graph	Count	Mean Wage	Median Wage	Lowest Wage	Highest Wage
DELOITTE CONSULTING LLP, 104 OTIS STREET, ROME, NY (https://www.google.com/maps/place/104%20OTIS%20STREET,ROME,NY)	Graph	15	\$98,000.00	\$98,000.00	\$98,000.00	\$98,000.00
Totals	Graph	15	\$98,000.00	\$98,000.00	\$98,000.00	\$98,000.00

Latitude: 43.218793 Longitude: -78.398628

Employer Name/Worksite Address	Graph	Count	Mean Wage	Median Wage	Lowest Wage	Highest Wage
BAXTER HEALTHCARE CORPORATION, 711 PARK AVE, MEDINA, NY (https://www.google.com/maps/place/711%20PARK%20AVE,MEDINA,NY)	Graph	2	\$63,210.00	\$60,320.00	\$60,320.00	\$66,100.00
HCL AMERICA, INC., 711 PARK AVENUE, MEDINA, NY (https://www.google.com/maps/place/711%20PARK%20AVENUE,MEDINA,NY)	Graph	29	\$64,700.45	\$60,000.00	\$60,000.00	\$79,331.00
Totals	Graph	31	\$64,604.29	\$60,000.00	\$60,000.00	\$79,331.00

Latitude: 43.21956 Longitude: -77.419096

Employer Name/Worksite Address	Graph	Count	Mean Wage	Median Wage	Lowest Wage	Highest Wage
FIRST TEK INC., 800 PHILLIPS ROAD, BLDG # 0111, WEBSTER., NY (https://www.google.com/maps/place/800%20PHILLIPS%20ROAD,%20BLDG%20#%200111,WEBSTER.,NY)	Graph	1	\$60,000.00	\$60,000.00	\$60,000.00	\$60,000.00
HCL AMERICA, INC., 800 PHILLIPS RD, BUILDING #207, WEBSTER, NY (https://www.google.com/maps/place/800%20PHILLIPS%20RD,%20BUILDING%20#207,WEBSTER,NY)	Graph	1	\$50,294.00	\$50,294.00	\$50,294.00	\$50,294.00
XEROX CORPORATION, 800 PHILLIPS RD., WEBSTER, NY (https://www.google.com/maps/place/800%20PHILLIPS%20RD.,WEBSTER,NY)	Graph	6	\$79,450.50	\$77,520.00	\$76,000.00	\$82,450.00
ATOS IT SOLUTIONS AND SERVICES, INC., 800 PHILIPS ROAD, WEBSTER, NY (https://www.google.com/maps/place/800%20PHILIPS%20ROAD,WEBSTER,NY)	Graph	27	\$75,454.67	\$77,771.00	\$60,000.00	\$94,000.00
HCL AMERICA, INC., 800 PHILLIPS RD, WEBSTER, NY (https://www.google.com/maps/place/800%20PHILLIPS%20RD,WEBSTER,NY)	Graph	30	\$62,070.77	\$60,000.00	\$60,000.00	\$77,771.00
XEROX BUSINESS SERVICES, LLC, 800 PHILLIPS ROAD, WEBSTER, NY (https://www.google.com/maps/place/800%20PHILLIPS%20ROAD,WEBSTER,NY)	Graph	145	\$70,574.37	\$71,677.00	\$50,294.00	\$108,000.00
Totals	Graph	210	\$70,093.71	\$71,677.00	\$50,294.00	\$108,000.00

Latitude: 43.219852 Longitude: -77.445857

Employer Name/Worksite Address	Graph	Count	Mean Wage	Median Wage
8K MILES HEALTH CLOUD INC, 800 PHILIPS ROAD, WEBSTER, NY (https://www.google.com/maps/place/800%20PHILIPS%20ROAD,WEBSTER,NY)	Graph	1	\$68,000.00	\$68,000.00
CIBER GLOBAL LLC, 800 PHILLIPS ROAD BLDG 111, ROCHESTER, NY (https://www.google.com/maps/place/800%20PHILLIPS%20ROAD%20BLDG%20111,ROCHESTER,NY)	Graph	1	\$106,000.00	\$106,000.00
CLOUDRAY, INC., 675 BASKET ROAD, WEBSTER, NY (https://www.google.com/maps/place/675%20BASKET%20ROAD,WEBSTER,NY)	Graph	1	\$64,813.00	\$64,813.00
EPEOPLE TECHNOLOGIES INC, XEROX CORP/ HCL AMERICA INC, WEBSTER, NY (https://www.google.com/maps/place/XEROX%20CORP/%20HCL%20AMERICA%20INC,WEBSTER,NY)	Graph	1	\$72,000.00	\$72,000.00
HCL AMERICA, INC., 1410 MITCHELDEAN DR BLDG 205, WEBSTER, NY (https://www.google.com/maps/place/1410%20MITCHELDEAN%20DR%20%20BLDG%20%20205,WEBSTER,NY)	Graph	1	\$61,714.00	\$61,714.00
HCL AMERICA, INC., 1410 MITCHELDEAN DR, BLDG. 205, WEBSTER, NY (https://www.google.com/maps/place/1410%20MITCHELDEAN%20DR,%20BLDG.%20205,WEBSTER,NY)	Graph	1	\$61,714.00	\$61,714.00
HCL AMERICA, INC., 1410 MITCHELDEAN DR, WEBSTER, NY (https://www.google.com/maps/place/1410%20MITCHELDEAN%20DR,WEBSTER,NY)	Graph	1	\$96,949.00	\$96,949.00
HCL AMERICA, INC., 800 PHILIPS ROAD BUILDING 111, WEBSTER, NY (https://www.google.com/maps/place/800%20PHILIPS%20ROAD%20BUILDING%20111,WEBSTER,NY)	Graph	1	\$50,294.00	\$50,294.00
HCL AMERICA, INC., 800 PHILLIPS ROAD BLDG. 111, WEBSTER, NY (https://www.google.com/maps/place/800%20PHILLIPS%20ROAD%20%20BLDG.%20111,WEBSTER,NY)	Graph	1	\$71,677.00	\$71,677.00
HCL AMERICA, INC., 800 PHILLIPS ROAD BLDG 111, WEBSTER, NY (https://www.google.com/maps/place/800%20PHILLIPS%20ROAD%20BLDG%20111,WEBSTER,NY)	Graph	1	\$50,294.00	\$50,294.00
HCL AMERICA, INC., 800 PHILLIPS ROAD, BLD. 128, WEBSTER, NY (https://www.google.com/maps/place/800%20PHILLIPS%20ROAD,%20BLD.%20128,WEBSTER,NY)	Graph	1	\$61,069.00	\$61,069.00
HCL AMERICA, INC., BLDG 207 800 PHILLIPS ROAD, WEBSTER, NY (https://www.google.com/maps/place/BLDG%20207%20800%20PHILLIPS%20ROAD,WEBSTER,NY)	Graph	1	\$50,294.00	\$50,294.00
HCL AMERICA, INC., BUILDING NO 207 800 PHILLIPS ROAD, WEBSTER, NY (https://www.google.com/maps/place/BUILDING%20NO%20207%20800%20PHILLIPS%20ROAD,WEBSTER,NY)	Graph	1	\$51,376.00	\$51,376.00
L&T TECHNOLOGY SERVICES LIMITED, XEROX LIMITED, ROCHESTER, NY (https://www.google.com/maps/place/XEROX%20LIMITED,ROCHESTER,NY)	Graph	1	\$70,000.00	\$70,000.00
L&T TECHNOLOGY SERVICES LIMITED, XEROX LIMITED, WEBSTER, NY (https://www.google.com/maps/place/XEROX%20LIMITED,WEBSTER,NY)	Graph	1	\$61,000.00	\$61,000.00
MERCURY SYSTEMS, INC., PAYCHEX, WEBSTER, NY (https://www.google.com/maps/place/PAYCHEX,WEBSTER,NY)	Graph	1	\$68,640.00	\$68,640.00
STREAMS INC, XEROX CORPORATION, PHILIPS ROAD, WEBSTER, NY (https://www.google.com/maps/place/XEROX%20CORPORATION,%20PHILIPS%20ROAD,WEBSTER,NY)	Graph	1	\$60,000.00	\$60,000.00
TATA CONSULTANCY SERVICES LIMITED, 800 PHILLIPS ROAD, BLDG 208, WEBSTER, NY (https://www.google.com/maps/place/800%20PHILLIPS%20ROAD,%20BLDG%20208,WEBSTER,NY)	Graph	1	\$60,700.00	\$60,700.00
VEDICSOFT SOLUTIONS LLC, PAYCHEX (WORKING FROM SOLU TECHNOLOGY PARTNERS), WEBSTER, NY (https://www.google.com/maps/place/PAYCHEX%20(WORKING%20FROM%20SOLU%20TECHNOLOGY%20PARTNERS),WEBSTER,NY)	Graph	1	\$90,813.00	\$90,813.00
VEDICSOFT SOLUTIONS LLC, SOLU TECHNOLOGY PARTNERS, WEBSTER, NY (https://www.google.com/maps/place/SOLU%20TECHNOLOGY%20PARTNERS,WEBSTER,NY)	Graph	1	\$90,813.00	\$90,813.00
AVANI TECHNOLOGY SOLUTIONS INC., 800 PHILLIPS RD BLDG 102, WEBSTER, NY (https://www.google.com/maps/place/800%20PHILLIPS%20RD%20BLDG%20102,WEBSTER,NY)	Graph	2	\$66,414.00	\$66,414.00
HCL AMERICA, INC., 1410 MITCHELDEAN DRIVE BLD. 205, WEBSTER, NY (https://www.google.com/maps/place/1410%20MITCHELDEAN%20DRIVE%20BLD.%20205,WEBSTER,NY)	Graph	3	\$73,708.33	\$77,771.00
HCL AMERICA, INC., 1410 MITCHELDEAN DRIVE BUILDING 205, WEBSTER, NY (https://www.google.com/maps/place/1410%20MITCHELDEAN%20DRIVE%20BUILDING%20205,WEBSTER,NY)	Graph	5	\$77,771.00	\$77,771.00
HCL AMERICA, INC., 800 PHILLIPS ROAD, WEBSTER, NY (https://www.google.com/maps/place/800%20PHILLIPS%20ROAD,WEBSTER,NY)	Graph	5	\$63,583.60	\$60,700.00
HCL AMERICA, INC., 1410 MITCHELDEAN DRIVE BUILDING. 205, WEBSTER, NY (https://www.google.com/maps/place/1410%20MITCHELDEAN%20DRIVE%20BUILDING.%20205,WEBSTER,NY)	Graph	10	\$65,838.50	\$60,000.00
HCL AMERICA, INC., 1410 MITCHELDEAN DRIVE, BUILDING 205, SUITE 200-B, WEBSTER, NY (https://www.google.com/maps/place/1410%20MITCHELDEAN%20DRIVE,%20BUILDING%20205,%20SUITE%20200-B,WEBSTER,NY)	Graph	20	\$75,982.00	\$75,982.00
HCL AMERICA, INC., 800 PHILLIPS ROAD, BLDG 111, WEBSTER, NY (https://www.google.com/maps/place/800%20PHILLIPS%20ROAD,%20BLDG%20111,WEBSTER,NY)	Graph	21	\$60,191.52	\$60,000.00
Totals	Graph	86	\$68,266.66	\$66,414.00

Latitude: 43.219968 Longitude: -75.418987

Employer Name/Worksite Address	Graph	Count	Mean Wage	Median Wage	Lowest Wage	Highest Wage
ROME MEMORIAL HOSPITAL, INC., 267 HILL ROAD, ROME, NY (https://www.google.com/maps/place/267%20HILL%20ROAD,ROME,NY)	Graph	1	\$290,000.00	\$290,000.00	\$290,000.00	\$290,000.00
Totals	Graph	1	\$290,000.00	\$290,000.00	\$290,000.00	\$290,000.00

Latitude: 43.220336 Longitude: -77.418863

Employer Name/Worksite Address	Graph	Count	Mean Wage	Median Wage	Lowest Wage	Highest Wage
HCL AMERICA, INC., 800, PHILLIPS ROAD, WEBSTER, NY (https://www.google.com/maps/place/800,%20PHILLIPS%20ROAD,WEBSTER,NY)	Graph	69	\$63,362.62	\$64,022.00	\$50,294.00	\$64,500.00
Totals	Graph	69	\$63,362.62	\$64,022.00	\$50,294.00	\$64,500.00

Latitude: 43.220372 Longitude: -75.450273

Employer Name/Worksite Address	Graph	Count	Mean Wage	Median Wage	Lowest Wage	Highest Wage
GRANDISON MANAGEMENT, INC., 801 NORTH JAMES STREET, ROME, NY (https://www.google.com/maps/place/801%20NORTH%20JAMES%20STREET,ROME,NY)	Graph	10	\$54,704.00	\$54,704.00	\$54,704.00	\$54,704.00
Totals	Graph	10	\$54,704.00	\$54,704.00	\$54,704.00	\$54,704.00

Latitude: 43.221762 Longitude: -77.386969

Employer Name/Worksite Address	Graph	Count	Mean Wage	Median Wage	Lowest Wage	Highest Wage
TEJAS TECHNOLOGIES INC, PAYCHEX,675 BASKET ROAD, WEBSTER, NY (https://www.google.com/maps/place/PAYCHEX,675%20BASKET%20ROAD,WEBSTER,NY)	Graph	1	\$65,000.00	\$65,000.00	\$65,000.00	\$65,000.00
Totals	Graph	1	\$65,000.00	\$65,000.00	\$65,000.00	\$65,000.00

Latitude: 43.226259 Longitude: -77.418925

Employer Name/Worksite Address	Graph	Count	Mean Wage	Median Wage	Lowest Wage	Highest Wage
ERNST & YOUNG U.S. LLP, 214 MITCHELDEAN DR, WEBSTER, NY (https://www.google.com/maps/place/214%20MITCHELDEAN%20DR,WEBSTER,NY)	Graph	1	\$79,200.00	\$79,200.00	\$79,200.00	\$79,200.00
ERNST & YOUNG U.S. LLP, 214 MITCHELDEAN DRIVE, WEBSTER, NY (https://www.google.com/maps/place/214%20MITCHELDEAN%20DRIVE,WEBSTER,NY)	Graph	1	\$125,000.00	\$125,000.00	\$125,000.00	\$125,000.00
HCL AMERICA, INC., 1410 MITCHELDEAN DRIVE, WEBSTER, NY (https://www.google.com/maps/place/1410%20MITCHELDEAN%20DRIVE,WEBSTER,NY)	Graph	40	\$76,430.00	\$60,882.00	\$60,882.00	\$91,978.00
Totals	Graph	42	\$77,652.38	\$79,200.00	\$60,882.00	\$125,000.00

Latitude: 43.228831 Longitude: -77.387486

Employer Name/Worksite Address	Graph	Count	Mean Wage	Median Wage	Lowest Wage	Highest Wage
EUCLID TECHNOLOGIES LLC, 675 BASKET RD., WEBSTER, NY (https://www.google.com/maps/place/675%20BASKET%20RD.,WEBSTER,NY)	Graph	1	\$60,000.00	\$60,000.00	\$60,000.00	\$60,000.00
PIONEER GLOBAL INC, 675 BASKET RD, WEBSTER, NY (https://www.google.com/maps/place/675%20BASKET%20RD,WEBSTER,NY)	Graph	6	\$64,000.00	\$60,000.00	\$60,000.00	\$80,000.00
SRI ANJANEYA TECHNOLOGIES LLC, 675 BASKET ROAD, WEBSTER, NY (https://www.google.com/maps/place/675%20BASKET%20ROAD,WEBSTER,NY)	Graph	23	\$76,731.84	\$70,000.00	\$51,355.00	\$108,000.00
Totals	Graph	30	\$73,627.74	\$66,414.00	\$51,355.00	\$108,000.00

Latitude: 43.231818 Longitude: -77.694836

Employer Name/Worksite Address	Graph	Count	Mean Wage	Median Wage	Lowest Wage	Highest Wage
ITCOMMENCE INC., 42 POINTE VINTAGE DR, ROCHESTER, NY (https://www.google.com/maps/place/42%20POINTE%20VINTAGE%20DR,ROCHESTER,NY)	Graph	2	\$92,545.00	\$85,500.00	\$85,500.00	\$99,590.00
Totals	Graph	2	\$92,545.00	\$85,500.00	\$85,500.00	\$99,590.00

Latitude: 43.232113 Longitude: -75.465771

Employer Name/Worksite Address	Graph	Count	Mean Wage	Median Wage	Lowest Wage	Highest Wage
GRANDISON MANAGEMENT, INC., 1 ELSIE STREET, ROME, NY (https://www.google.com/maps/place/1%20ELSIE%20STREET,ROME,NY)	Graph	20	\$54,402.40	\$54,100.80	\$54,100.80	\$54,704.00
GRANDISON MANAGEMENT, INC., 1 ELSIE STREET,, ROME, NY (https://www.google.com/maps/place/1%20ELSIE%20STREET,,ROME,NY)	Graph	20	\$54,704.00	\$54,704.00	\$54,704.00	\$54,704.00
Totals	Graph	40	\$54,553.20	\$54,704.00	\$54,100.80	\$54,704.00

Latitude: 43.232821 Longitude: -77.699505

Employer Name/Worksite Address	Graph	Count	Mean Wage	Median Wage	Lowest Wage	Highest Wage
ITCOMMENCE INC., 343 HAWKS NEST CIR, ROCHESTER, NY (https://www.google.com/maps/place/343%20HAWKS%20NEST%20CIR,ROCHESTER,NY)	Graph	1	\$68,827.00	\$68,827.00	\$68,827.00	\$68,827.00
Totals	Graph	1	\$68,827.00	\$68,827.00	\$68,827.00	\$68,827.00

Latitude: 43.236403 Longitude: -75.452798

Employer Name/Worksite Address	Graph	Count	Mean Wage	Median Wage	Lowest Wage	Highest Wage
GRANDISON MANAGEMENT, INC., 800 WEST CHESTNUT STREET, ROME, NY (https://www.google.com/maps/place/800%20WEST%20CHESTNUT%20STREET,ROME,NY)	Graph	10	\$54,704.00	\$54,704.00	\$54,704.00	\$54,704.00
Totals	Graph	10	\$54,704.00	\$54,704.00	\$54,704.00	\$54,704.00

Latitude: 43.238288 Longitude: -77.423495

Employer Name/Worksite Address	Graph	Count	Mean Wage	Median Wage	Lowest Wage	Highest Wage
HCL AMERICA, INC., 1410 MITCHEL DEAN DRIVE, WEBSTER, NY (https://www.google.com/maps/place/1410%20MITCHEL%20DEAN%20DRIVE,WEBSTER,NY)	Graph	20	\$81,619.00	\$81,619.00	\$81,619.00	\$81,619.00
HCL AMERICA, INC., 1410 MITCHEL DEAN, WEBSTER, NY (https://www.google.com/maps/place/1410%20MITCHEL%20DEAN,WEBSTER,NY)	Graph	30	\$75,503.83	\$79,331.00	\$64,022.00	\$79,331.00
Totals	Graph	50	\$77,949.90	\$79,331.00	\$64,022.00	\$81,619.00

Latitude: 43.238315 Longitude: -73.463342

Employer Name/Worksite Address	Graph	Count	Mean Wage	Median Wage	Lowest Wage	Highest Wage
RN STAFF INC., WASHINGTON CENTER, ARGYLE, NY (https://www.google.com/maps/place/WASHINGTON%20CENTER,ARGYLE,NY)	Graph	1	\$63,752.00	\$63,752.00	\$63,752.00	\$63,752.00
Totals	Graph	1	\$63,752.00	\$63,752.00	\$63,752.00	\$63,752.00

Latitude: 43.241149 Longitude: -77.44845

Employer Name/Employer Address	Graph	Count	Mean Wage	Median Wage	Lowest Wage	Highest Wage

Employer Name/Employer Address	Graph	Count	Mean Wage	Median Wage	Lowest Wage	Highest Wage
DELIGHT FARM, INC., 95 BROWN RD ROOM 218, ITHACA, NY (https://www.google.com/maps/place/95%20BROWN%20RD%20ROOM%20218,ITHACA,NY)	Graph	1	\$55,120.00	\$55,120.00	\$55,120.00	\$55,120.00
Totals	Graph	1	\$55,120.00	\$55,120.00	\$55,120.00	\$55,120.00

Employer Name/Worksite Address	Graph	Count	Mean Wage	Median Wage	Lowest Wage	Highest Wage
DELIGHT FARM, INC., 95 BROWN RD ROOM 218, ITHACA, NY (https://www.google.com/maps/place/95%20BROWN%20RD%20ROOM%20218,ITHACA,NY)	Graph	1	\$55,120.00	\$55,120.00	\$55,120.00	\$55,120.00
Totals	Graph	1	\$55,120.00	\$55,120.00	\$55,120.00	\$55,120.00

Latitude: 43.248495 Longitude: -77.062513

Employer Name/Worksite Address	Graph	Count	Mean Wage	Median Wage	Lowest Wage	Highest Wage
GRANDISON MANAGEMENT, INC., 6884 MAPLE AVENUE, SODUS, NY (https://www.google.com/maps/place/6884%20MAPLE%20AVENUE,SODUS,NY)	Graph	10	\$61,692.80	\$61,692.80	\$61,692.80	\$61,692.80
Totals	Graph	10	\$61,692.80	\$61,692.80	\$61,692.80	\$61,692.80

Latitude: 43.255059 Longitude: -73.564024

Employer Name/Worksite Address	Graph	Count	Mean Wage	Median Wage	Lowest Wage	Highest Wage
SELECT PT, OT & SLP REHABILITATION NY, PLLC, BETHANY VILLAGE NURSING HOME, HORESEHEADS, NY (https://www.google.com/maps/place/BETHANY%20VILLAGE%20NURSING%20HOME,HORESEHEADS,NY)	Graph	1	\$83,200.00	\$83,200.00	\$83,200.00	\$83,200.00
SELECT PT, OT & SLP REHABILITATION NY, PLLC, FORT HUDSON NURSING CENTER, FT EDWARD, NY (https://www.google.com/maps/place/FORT%20HUDSON%20NURSING%20CENTER,FT%20EDWARD,NY)	Graph	1	\$79,040.00	\$79,040.00	\$79,040.00	\$79,040.00
Totals	Graph	2	\$81,120.00	\$79,040.00	\$79,040.00	\$83,200.00

Latitude: 43.266192 Longitude: -77.663693

Employer Name/Worksite Address	Graph	Count	Mean Wage	Median Wage	Lowest Wage	Highest Wage
PHYSICAL AND OCCUPATIONAL THERAPY AND SPEECH LANGUAGE PATHOLOGY SERVIC, 700 ISLAND COTTAGE RD., ROCHESTER, NY (https://www.google.com/maps/place/700%20ISLAND%20COTTAGE%20RD.,ROCHESTER,NY)	Graph	1	\$70,720.00	\$70,720.00	\$70,720.00	\$70,720.00
Totals	Graph	1	\$70,720.00	\$70,720.00	\$70,720.00	\$70,720.00

Latitude: 43.299634 Longitude: -73.585998

Employer Name/Worksite Address	Graph	Count	Mean Wage	Median Wage	Lowest Wage	Highest Wage
UVBIOTEK LLC, 3 DEPOT STREET, HUDSON FALLS, NY (https://www.google.com/maps/place/3%20DEPOT%20STREET,HUDSON%20FALLS,NY)	Graph	1	\$52,000.00	\$52,000.00	\$52,000.00	\$52,000.00
Totals	Graph	1	\$52,000.00	\$52,000.00	\$52,000.00	\$52,000.00

Latitude: 43.29973 Longitude: -73.677189

Employer Name/Worksite Address	Graph	Count	Mean Wage	Median Wage	Lowest Wage	Highest Wage
GRACENOTE, INC., 40 MEDIA DRIVE, QUEENSBURY, NY (https://www.google.com/maps/place/40%20MEDIA%20DRIVE,QUEENSBURY,NY)	Graph	1	\$95,000.00	\$95,000.00	\$95,000.00	\$95,000.00
Totals	Graph	1	\$95,000.00	\$95,000.00	\$95,000.00	\$95,000.00

Latitude: 43.305036 Longitude: -73.656479

Employer Name/Worksite Address	Graph	Count	Mean Wage	Median Wage	Lowest Wage	Highest Wage
HUDSON HEADWATERS HEALTH NETWORK, 100 BROAD STREET, GLENS FALLS, NY (https://www.google.com/maps/place/100%20BROAD%20STREET,GLENS%20FALLS,NY)	Graph	1	\$173,000.00	\$173,000.00	\$173,000.00	\$173,000.00
Totals	Graph	1	\$173,000.00	\$173,000.00	\$173,000.00	\$173,000.00

Latitude: 43.3076 Longitude: -73.642254

Employer Name/Employer Address	Graph	Count	Mean Wage	Median Wage	Lowest Wage	Highest Wage
FINCH PAPER, LLC, ONE GLEN STREET, GLENS FALLS, NY (https://www.google.com/maps/place/ONE%20GLEN%20STREET,GLENS%20FALLS,NY)	Graph	1	\$185,016.00	\$185,016.00	\$185,016.00	\$185,016.00
Totals	Graph	1	\$185,016.00	\$185,016.00	\$185,016.00	\$185,016.00

Employer Name/Worksite Address	Graph	Count	Mean Wage	Median Wage	Lowest Wage	Highest Wage
FINCH PAPER, LLC, ONE GLEN STREET, GLENS FALLS, NY (https://www.google.com/maps/place/ONE%20GLEN%20STREET,GLENS%20FALLS,NY)	Graph	1	\$185,016.00	\$185,016.00	\$185,016.00	\$185,016.00
Totals	Graph	1	\$185,016.00	\$185,016.00	\$185,016.00	\$185,016.00

Latitude: 43.309976 Longitude: -73.641073

Employer Name/Employer Address	Graph	Count	Mean Wage	Median Wage	Lowest Wage	Highest Wage
GENPAK, LLC, 68 WARREN STREET, GLENS FALLS, NY (https://www.google.com/maps/place/68%20WARREN%20STREET,GLENS%20FALLS,NY)	Graph	1	\$93,000.00	\$93,000.00	\$93,000.00	\$93,000.00
Totals	Graph	1	\$93,000.00	\$93,000.00	\$93,000.00	\$93,000.00

Employer Name/Worksite Address	Graph	Count	Mean Wage	Median Wage	Lowest Wage	Highest Wage
GENPAK, LLC, 68 WARREN STREET, GLENS FALLS, NY (https://www.google.com/maps/place/68%20WARREN%20STREET,GLENS%20FALLS,NY)	Graph	1	\$93,000.00	\$93,000.00	\$93,000.00	\$93,000.00
Totals	Graph	1	\$93,000.00	\$93,000.00	\$93,000.00	\$93,000.00

Latitude: 43.311453 Longitude: -73.644811

Employer Name/Worksite Address	Graph	Count	Mean Wage	Median Wage	Lowest Wage	Highest Wage
FIUNEX INC, 10 GLEN FALLS TECH PARK, GLEN FALLS, NY (https://www.google.com/maps/place/10%20GLEN%20FALLS%20TECH%20PARK,GLENS%20FALLS,NY)	Graph	1	\$75,000.00	\$75,000.00	\$75,000.00	\$75,000.00
VEDICSOFT SOLUTIONS LLC, GENPAK LLC, GLENS FALLS, NY (https://www.google.com/maps/place/GENPAK%20LLC,GLENS%20FALLS,NY)	Graph	1	\$64,813.00	\$64,813.00	\$64,813.00	\$64,813.00
Totals	Graph	2	\$69,906.50	\$64,813.00	\$64,813.00	\$75,000.00

Latitude: 43.31257 Longitude: -73.623449

Employer Name/Worksite Address	Graph	Count	Mean Wage	Median Wage	Lowest Wage	Highest Wage
FIUNEX INC, 10 GLENS FALLS TECH PARK, GLENS FALLS, NY (https://www.google.com/maps/place/10%20GLENS%20FALLS%20TECH%20PARK,GLENS%20FALLS,NY)	Graph	28	\$63,978.71	\$65,000.00	\$40,206.00	\$120,000.00
Totals	Graph	28	\$63,978.71	\$65,000.00	\$40,206.00	\$120,000.00

Latitude: 43.327206 Longitude: -73.652071

Employer Name/Worksite Address	Graph	Count	Mean Wage	Median Wage	Lowest Wage	Highest Wage
COGNIZANT TECHNOLOGY SOLUTIONS U.S. CORPORATION, 289 BAY RD, QUEENSBURY, NY (https://www.google.com/maps/place/289%20BAY%20RD,QUEENSBURY,NY)	Graph	15	\$60,000.00	\$60,000.00	\$60,000.00	\$60,000.00
Totals	Graph	15	\$60,000.00	\$60,000.00	\$60,000.00	\$60,000.00

Latitude: 43.335118 Longitude: -77.671899

Employer Name/Worksite Address	Graph	Count	Mean Wage	Median Wage	Lowest Wage	Highest Wage
XEROX CORPORATION, 100 S. CLINTON AVENUE, ROCHESTER, NY (https://www.google.com/maps/place/100%20S.%20CLINTON%20AVENUE,ROCHESTER,NY)	Graph	6	\$79,450.50	\$77,520.00	\$76,000.00	\$82,450.00
Totals	Graph	6	\$79,450.50	\$77,520.00	\$76,000.00	\$82,450.00

Employer Name/Worksite Address	Graph	Count	Mean Wage	Median Wage	Lowest Wage	Highest Wage
IFLOWSOFT SOLUTIONS INC, XEROX CORPORATION, ROCHESTER, NY (https://www.google.com/maps/place/XEROX%20CORPORATION,ROCHESTER,NY)	Graph	1	\$72,000.00	\$72,000.00	\$72,000.00	\$72,000.00
WIPRO LIMITED, XEROX CORPORATION 100 CLINTON AVE. SOUTH; MS XRX2-, ROCHESTER, NY (https://www.google.com/maps/place/XEROX%20CORPORATION%20100%20CLINTON%20AVE.%20SOUTH;%20MS%20XRX2-,ROCHESTER,NY)	Graph	1	\$66,560.00	\$66,560.00	\$66,560.00	\$66,560.00
WIPRO LIMITED, 100 CLINTON AVE S, ROCHESTER, NY (https://www.google.com/maps/place/100%20CLINTON%20AVE%20S,ROCHESTER,NY)	Graph	2	\$71,271.50	\$71,271.50	\$71,271.50	\$71,271.50
WIPRO LIMITED, 100 S CLINTON AVE, ROCHESTER, NY (https://www.google.com/maps/place/100%20S%20CLINTON%20AVE,ROCHESTER,NY)	Graph	2	\$60,441.00	\$60,441.00	\$60,441.00	\$60,441.00
WIPRO LIMITED, 100 CLINTON AVE SOUTH, ROCHESTER, NY (https://www.google.com/maps/place/100%20CLINTON%20AVE%20SOUTH,ROCHESTER,NY)	Graph	4	\$96,640.00	\$96,640.00	\$96,640.00	\$96,640.00
BIRLASOFT INC, 100 SOUTH CLINTON AVENUE, ROCHESTER, NY (https://www.google.com/maps/place/100%20SOUTH%20CLINTON%20AVENUE,ROCHESTER,NY)	Graph	20	\$60,000.00	\$60,000.00	\$60,000.00	\$60,000.00
TECHLAND INC, 100 CLINTON AVENUE SOUTH, ROCHESTER, NY (https://www.google.com/maps/place/100%20CLINTON%20AVENUE%20SOUTH,ROCHESTER,NY)	Graph	372	\$69,884.99	\$69,884.99	\$69,884.99	\$69,884.99
Totals	Graph	402	\$69,616.32	\$69,616.32	\$69,616.32	\$69,616.32

Latitude: 43.336813 Longitude: -73.642335

Employer Name/Worksite Address	Graph	Count	Mean Wage	Median Wage	Lowest Wage	Highest Wage
COGNIZANT TECHNOLOGY SOLUTIONS U.S. CORPORATION, 7309 REGENCY PARK NORTH, QUEENSBURY, NY (https://www.google.com/maps/place/7309%20REGENCY%20PARK%20NORTH,QUEENSBURY,NY)	Graph	1	\$60,000.00	\$60,000.00	\$60,000.00	\$60,000.00
Totals	Graph	1	\$60,000.00	\$60,000.00	\$60,000.00	\$60,000.00

Latitude: 43.356218 Longitude: -73.657129

Employer Name/Worksite Address	Graph	Count	Mean Wage	Median Wage	Lowest Wage	Highest Wage
SUNY-ADIRONDACK, 640 BAY ROAD, QUEENSBURY, NY (https://www.google.com/maps/place/640%20BAY%20ROAD,QUEENSBURY,NY)	Graph	2	\$46,046.00	\$45,326.00	\$45,326.00	\$46,766.00
Totals	Graph	2	\$46,046.00	\$45,326.00	\$45,326.00	\$46,766.00

Employer Name/Worksite Address	Graph	Count	Mean Wage	Median Wage	Lowest Wage	Highest Wage
SUNY-ADIRONDACK, 640 BAY ROAD, QUEENSBURY, NY (https://www.google.com/maps/place/640%20BAY%20ROAD,QUEENSBURY,NY)	Graph	2	\$46,046.00	\$45,326.00	\$45,326.00	\$46,766.00
Totals	Graph	2	\$46,046.00	\$45,326.00	\$45,326.00	\$46,766.00

Latitude: 43.359485 Longitude: -73.7066

Employer Name/Worksite Address	Graph	Count	Mean Wage	Median Wage	Lowest Wage	Highest Wage
HUDSON HEADWATERS HEALTH NETWORK, 42 GURNEY LANE, QUEENSBURY, NY (https://www.google.com/maps/place/42%20GURNEY%20LANE,QUEENSBURY,NY)	Graph	11	\$73,683.64	\$63,752.00	\$63,752.00	\$173,000.00
Totals	Graph	11	\$73,683.64	\$63,752.00	\$63,752.00	\$173,000.00

Latitude: 43.397121 Longitude: -76.460308

Employer Name/Worksite Address	Graph	Count	Mean Wage	Median Wage	Lowest Wage	Highest Wage
GRANDISON MANAGEMENT, INC., 20 MANOR DRIVE, OSWEGO, NY (https://www.google.com/maps/place/20%20MANOR%20DRIVE,OSWEGO,NY)	Graph	10	\$54,683.20	\$54,683.20	\$54,683.20	\$54,683.20
Totals	Graph	10	\$54,683.20	\$54,683.20	\$54,683.20	\$54,683.20

Latitude: 43.403171 Longitude: -73.270693

Employer Name/Worksite Address	Graph	Count	Mean Wage	Median Wage	Lowest Wage	Highest Wage
SAINT-GOBAIN PERFORMANCE PLASTICS CORPORATION, ONE SEALANTS PARK, GRANVILLE, NY (https://www.google.com/maps/place/ONE%20SEALANTS%20PARK,GRANVILLE,NY)	Graph	1	\$65,000.00	\$65,000.00	\$65,000.00	\$65,000.00
Totals	Graph	1	\$65,000.00	\$65,000.00	\$65,000.00	\$65,000.00

Latitude: 43.403859 Longitude: -73.270947

Employer Name/Worksite Address	Graph	Count	Mean Wage	Median Wage	Lowest Wage	Highest Wage
GRANDISON MANAGEMENT, INC., 17 MADISON STREET, GRANVILLE, NY (https://www.google.com/maps/place/17%20MADISON%20STREET,GRANVILLE,NY)	Graph	10	\$63,752.00	\$63,752.00	\$63,752.00	\$63,752.00
Totals	Graph	10	\$63,752.00	\$63,752.00	\$63,752.00	\$63,752.00

Latitude: 43.411191 Longitude: -76.581781

Employer Name/Worksite Address	Graph	Count	Mean Wage	Median Wage	Lowest Wage	Highest Wage
PROS, INC., 31 HIGHMORE DR, SYRACUSE, NY (https://www.google.com/maps/place/31%20HIGHMORE%20DR,SYRACUSE,NY)	Graph	1	\$78,700.08	\$78,700.08	\$78,700.08	\$78,700.08
Totals	Graph	1	\$78,700.08	\$78,700.08	\$78,700.08	\$78,700.08

Latitude: 43.439372 Longitude: -76.461292

Employer Name/Worksite Address	Graph	Count	Mean Wage	Median Wage	Lowest Wage	Highest Wage
SELECT REHABILITATION, LLC, ST.LUKE HEALTH SERVICES, OSWEGO, NY (https://www.google.com/maps/place/ST.LUKE%20HEALTH%20SERVICES,OSWEGO,NY)	Graph	1	\$72,134.40	\$72,134.40	\$72,134.40	\$72,134.40
SELECT REHABILITATION, LLC, OSWEGO HOSPITAL, OSWEGO, NY (https://www.google.com/maps/place/OSWEGO%20HOSPITAL,OSWEGO,NY)	Graph	3	\$54,683.20	\$54,683.20	\$54,683.20	\$54,683.20
Totals	Graph	4	\$59,046.00	\$54,683.20	\$54,683.20	\$72,134.40

Latitude: 43.444228 Longitude: -76.492961

Employer Name/Worksite Address	Graph	Count	Mean Wage	Median Wage	Lowest Wage	Highest Wage
GRANDISON MANAGEMENT, INC., 303 EAST RIVER ROAD, OSWEGO, NY (https://www.google.com/maps/place/303%20EAST%20RIVER%20ROAD,OSWEGO,NY)	Graph	10	\$54,683.20	\$54,683.20	\$54,683.20	\$54,683.20

Employer Name/Worksite Address	Graph	Count	Mean Wage	Median Wage	Lowest Wage	Highest Wage
Totals	Graph	10	\$54,683.20	\$54,683.20	\$54,683.20	\$54,683.20

Latitude: 43.444989 Longitude: -76.493995

Employer Name/Worksite Address	Graph	Count	Mean Wage	Median Wage	Lowest Wage	Highest Wage
GRANDISON MANAGEMENT, INC., 299 EAST RIVER ROAD, OSWEGO, NY (https://www.google.com/maps/place/299%20EAST%20RIVER%20ROAD,OSWEGO,NY)	Graph	10	\$54,683.20	\$54,683.20	\$54,683.20	\$54,683.20
Totals	Graph	10	\$54,683.20	\$54,683.20	\$54,683.20	\$54,683.20

Latitude: 43.447442 Longitude: -76.540245

Employer Name/Employer Address	Graph	Count	Mean Wage	Median Wage	Lowest Wage	Highest Wage
STATE UNIVERSITY OF NEW YORK AT OSWEGO, 7060 STATE ROUTE 104, OSWEGO, NY (https://www.google.com/maps/place/7060%20STATE%20ROUTE%20104,OSWEGO,NY)	Graph	10	\$73,550.00	\$58,000.00	\$52,500.00	\$120,000.00
Totals	Graph	10	\$73,550.00	\$58,000.00	\$52,500.00	\$120,000.00

Employer Name/Worksite Address	Graph	Count	Mean Wage	Median Wage	Lowest Wage	Highest Wage
STATE UNIVERSITY OF NEW YORK AT OSWEGO, 7060 STATE ROUTE 104, OSWEGO, NY (https://www.google.com/maps/place/7060%20STATE%20ROUTE%20104,OSWEGO,NY)	Graph	10	\$73,550.00	\$58,000.00	\$52,500.00	\$120,000.00
Totals	Graph	10	\$73,550.00	\$58,000.00	\$52,500.00	\$120,000.00

Latitude: 43.450611 Longitude: -76.516145

Employer Name/Worksite Address	Graph	Count	Mean Wage	Median Wage	Lowest Wage	Highest Wage
OSWEGO HOSPITAL, 90 WEST UTICA STREET, OSWEGO, NY (https://www.google.com/maps/place/90%20WEST%20UTICA%20STREET,OSWEGO,NY)	Graph	2	\$350,000.00	\$350,000.00	\$350,000.00	\$350,000.00
Totals	Graph	2	\$350,000.00	\$350,000.00	\$350,000.00	\$350,000.00

Latitude: 43.454763 Longitude: -76.516426

Employer Name/Worksite Address	Graph	Count	Mean Wage	Median Wage	Lowest Wage	Highest Wage
REHAB RESOURCES FOR PHYSICAL THERAPY, PC, 110 WEST 6TH ST, OSWEGO, NY (https://www.google.com/maps/place/110%20WEST%206TH%20ST,OSWEGO,NY)	Graph	1	\$54,683.00	\$54,683.00	\$54,683.00	\$54,683.00
Totals	Graph	1	\$54,683.00	\$54,683.00	\$54,683.00	\$54,683.00

Latitude: 43.461121 Longitude: -76.483145

Employer Name/Worksite Address	Graph	Count	Mean Wage	Median Wage	Lowest Wage	Highest Wage
EMPIRE VISION CENTER, INC., 140 COUNTY ROUTE 104, OSWEGO, NY (https://www.google.com/maps/place/140%20COUNTY%20ROUTE%20104,OSWEGO,NY)	Graph	1	\$130,000.00	\$130,000.00	\$130,000.00	\$130,000.00
Totals	Graph	1	\$130,000.00	\$130,000.00	\$130,000.00	\$130,000.00

Latitude: 43.495504 Longitude: -76.316258

Employer Name/Employer Address	Graph	Count	Mean Wage	Median Wage	Lowest Wage	Highest Wage
--------------------------------	-------	-------	-----------	-------------	-------------	--------------

Employer Name/Employer Address	Graph	Count	Mean Wage	Median Wage	Lowest Wage	Highest Wage
OSWEGO HOSPITAL, 110 WEST SIXTH STREET, OSWEGO, NY (https://www.google.com/maps/place/110%20WEST%20SIXTH%20STREET,OSWEGO,NY)	Graph	2	\$350,000.00	\$350,000.00	\$350,000.00	\$350,000.00
Totals	Graph	2	\$350,000.00	\$350,000.00	\$350,000.00	\$350,000.00

Employer Name/Worksite Address	Graph	Count	Mean Wage	Median Wage	Lowest Wage	Highest Wage
DEPT OF MEDICINE MEDICAL SVC GRP AT SUNY HSC AT SYRACUSE, INC., 140 WEST SIXTH STREET, SUITE 110, OSWEGO, NY (https://www.google.com/maps/place/140%20WEST%20SIXTH%20STREET,%20SUITE%20110,OSWEGO,NY)	Graph	1	\$225,000.00	\$225,000.00	\$225,000.00	\$225,000.00
STATE UNIVERSITY OF NEW YORK UPSTATE MEDICAL UNIVERSITY, 110 WEST SIXTH STREET, OSWEGO, NY (https://www.google.com/maps/place/110%20WEST%20SIXTH%20STREET,OSWEGO,NY)	Graph	3	\$164,442.33	\$220,904.00	\$47,423.00	\$225,000.00
Totals	Graph	4	\$179,581.75	\$220,904.00	\$47,423.00	\$225,000.00

Latitude: 43.496986 Longitude: -74.01047

Employer Name/Worksite Address	Graph	Count	Mean Wage	Median Wage	Lowest Wage	Highest Wage
DATAMART SYSTEMS INC., 333 BROADWAY, TROY, NY (https://www.google.com/maps/place/333%20BROADWAY,TROY,NY)	Graph	3	\$64,431.33	\$64,147.00	\$64,147.00	\$65,000.00
Totals	Graph	3	\$64,431.33	\$64,147.00	\$64,147.00	\$65,000.00

Latitude: 43.500456 Longitude: -73.781676

Employer Name/Employer Address	Graph	Count	Mean Wage	Median Wage	Lowest Wage	Highest Wage
ADIRONDACK PHYSICAL THERAPY & FITNESS, PLLC, 3971 MAIN STREET, WARRENSBURG, NY (https://www.google.com/maps/place/3971%20MAIN%20STREET,WARRENSBURG,NY)	Graph	1	\$65,166.40	\$65,166.40	\$65,166.40	\$65,166.40
Totals	Graph	1	\$65,166.40	\$65,166.40	\$65,166.40	\$65,166.40

Employer Name/Worksite Address	Graph	Count	Mean Wage	Median Wage	Lowest Wage	Highest Wage
ADIRONDACK PHYSICAL THERAPY & FITNESS, PLLC, 3971 MAIN STREET, WARRENSBURG, NY (https://www.google.com/maps/place/3971%20MAIN%20STREET,WARRENSBURG,NY)	Graph	1	\$65,166.40	\$65,166.40	\$65,166.40	\$65,166.40
Totals	Graph	1	\$65,166.40	\$65,166.40	\$65,166.40	\$65,166.40

Latitude: 43.504266 Longitude: -76.316482

Employer Name/Worksite Address	Graph	Count	Mean Wage	Median Wage	Lowest Wage	Highest Wage
TEKWISSEN LLC, 448 COUNTY RTE 1A, OSWEGO, NY (https://www.google.com/maps/place/448%20COUNTY%20RTE%201A,OSWEGO,NY)	Graph	1	\$60,000.00	\$60,000.00	\$60,000.00	\$60,000.00
TATA CONSULTANCY SERVICES LIMITED, 448 COUNTY ROUTE 1A, OSWEGO, NY (https://www.google.com/maps/place/448%20COUNTY%20ROUTE%201A,OSWEGO,NY)	Graph	3	\$59,296.67	\$61,000.00	\$55,890.00	\$61,000.00
Totals	Graph	4	\$59,472.50	\$60,000.00	\$55,890.00	\$61,000.00

Latitude: 43.561409 Longitude: -76.133493

Employer Name/Employer Address	Graph	Count	Mean Wage	Median Wage	Lowest Wage	Highest Wage
FULTON HEATING SOLUTIONS, INC., 3981 PORT STREET, PULASKI, NY (https://www.google.com/maps/place/3981%20PORT%20STREET,PULASKI,NY)	Graph	1	\$61,306.94	\$61,306.94	\$61,306.94	\$61,306.94
Totals	Graph	1	\$61,306.94	\$61,306.94	\$61,306.94	\$61,306.94

Employer Name/Worksite Address	Graph	Count	Mean Wage	Median Wage	Lowest Wage	Highest Wage
FULTON HEATING SOLUTIONS, INC., 3981 PORT STREET, PULASKI, NY (https://www.google.com/maps/place/3981%20PORT%20STREET,PULASKI,NY)	Graph	1	\$61,306.94	\$61,306.94	\$61,306.94	\$61,306.94
Totals	Graph	1	\$61,306.94	\$61,306.94	\$61,306.94	\$61,306.94

Latitude: 43.572677 Longitude: -71.477461

Employer Name/Worksite Address	Graph	Count	Mean Wage	Median Wage	Lowest Wage	Highest Wage
LRGHEALTHCARE, LRGH, 80 HIGHLAND STREET &, LACONIA, NY (https://www.google.com/maps/place/LRGH,%2080%20HIGHLAND%20STREET%20%26,LACONIA,NY)	Graph	1	\$310,000.00	\$310,000.00	\$310,000.00	\$310,000.00
Totals	Graph	1	\$310,000.00	\$310,000.00	\$310,000.00	\$310,000.00

Latitude: 43.671562 Longitude: -82.804201

Employer Name/Worksite Address	Graph	Count	Mean Wage	Median Wage	Lowest Wage	Highest Wage
EXPERIS US, INC., 4 CHASE METROTECH CENTER, BROOKLYN, NY (https://www.google.com/maps/place/4%20CHASE%20METROTECH%20CENTER,BROOKLYN,NY)	Graph	1	\$55,744.00	\$55,744.00	\$55,744.00	\$55,744.00
Totals	Graph	1	\$55,744.00	\$55,744.00	\$55,744.00	\$55,744.00

Latitude: 43.701198 Longitude: -73.990534

Employer Name/Worksite Address	Graph	Count	Mean Wage	Median Wage	Lowest Wage	Highest Wage
HUDSON HEADWATERS HEALTH NETWORK, 112 SKI BOWL ROAD, NORTH CREEK, NY (https://www.google.com/maps/place/112%20SKI%20BOWL%20ROAD,NORTH%20CREEK,NY)	Graph	1	\$173,000.00	\$173,000.00	\$173,000.00	\$173,000.00
Totals	Graph	1	\$173,000.00	\$173,000.00	\$173,000.00	\$173,000.00

Latitude: 43.775444 Longitude: -91.22676

Employer Name/Worksite Address	Graph	Count	Mean Wage	Median Wage	Lowest Wage	Highest Wage
AVENICA, INC., 3335 EAST AVE SOUTH, LA CROSSE, NY (https://www.google.com/maps/place/3335%20EAST%20AVE%20SOUTH,LA%20CROSSE,NY)	Graph	1	\$58,053.00	\$58,053.00	\$58,053.00	\$58,053.00
Totals	Graph	1	\$58,053.00	\$58,053.00	\$58,053.00	\$58,053.00

Latitude: 43.777172 Longitude: -75.481502

Employer Name/Worksite Address	Graph	Count	Mean Wage	Median Wage	Lowest Wage	Highest Wage
L&T TECHNOLOGY SERVICES LIMITED, KRAFT HEINZ, 7388 UTICA BOULEVARD, LOWVILLE, NY (https://www.google.com/maps/place/KRAFT%20HEINZ,%207388%20UTICA%20BOULEVARD,LOWVILLE,NY)	Graph	1	\$60,486.00	\$60,486.00	\$60,486.00	\$60,486.00
Totals	Graph	1	\$60,486.00	\$60,486.00	\$60,486.00	\$60,486.00

Latitude: 43.850208 Longitude: -73.435978

Employer Name/Worksite Address	Graph	Count	Mean Wage	Median Wage	Lowest Wage	Highest Wage
ELIZABETHTOWN COMMUNITY HOSPITAL, 1019 WICKER STREET, TICONDEROGA, NY (https://www.google.com/maps/place/1019%20WICKER%20STREET,TICONDEROGA,NY)	Graph	1	\$61,796.80	\$61,796.80	\$61,796.80	\$61,796.80
Totals	Graph	1	\$61,796.80	\$61,796.80	\$61,796.80	\$61,796.80

Latitude: 43.964456 Longitude: -75.914863

Employer Name/Worksite Address	Graph	Count	Mean Wage	Median Wage	Lowest Wage	Highest Wage
GRANDISON MANAGEMENT, INC., 133 PRATT STREET, WATERTOWN, NY (https://www.google.com/maps/place/133%20PRATT%20STREET,WATERTOWN,NY)	Graph	10	\$54,038.40	\$54,038.40	\$54,038.40	\$54,038.40
Totals	Graph	10	\$54,038.40	\$54,038.40	\$54,038.40	\$54,038.40

Latitude: 43.964671 Longitude: -75.912844

Employer Name/Employer Address	Graph	Count	Mean Wage	Median Wage	Lowest Wage	Highest Wage
SAMARITAN MEDICAL CENTER, 830 WASHINGTON STREET, WATERTOWN, NY (https://www.google.com/maps/place/830%20WASHINGTON%20STREET,WATERTOWN,NY)	Graph	1	\$270,004.80	\$270,004.80	\$270,004.80	\$270,004.80
SAMARTIAN MEDICAL CENTER, 830 WASHINGTON STREET, WATERTOWN, NY (https://www.google.com/maps/place/830%20WASHINGTON%20STREET,WATERTOWN,NY)	Graph	2	\$387,500.00	\$275,000.00	\$275,000.00	\$500,000.00
Totals	Graph	3	\$348,334.93	\$275,000.00	\$270,004.80	\$500,000.00

Employer Name/Worksite Address	Graph	Count	Mean Wage	Median Wage	Lowest Wage	Highest Wage
SAMARTIAN MEDICAL CENTER, 830 WASHINGTON STREET, WATERTOWN, NY (https://www.google.com/maps/place/830%20WASHINGTON%20STREET,WATERTOWN,NY)	Graph	24	\$90,640.87	\$52,977.60	\$52,977.60	\$500,000.00
Totals	Graph	24	\$90,640.87	\$52,977.60	\$52,977.60	\$500,000.00

Latitude: 43.971663 Longitude: -75.890484

Employer Name/Worksite Address	Graph	Count	Mean Wage	Median Wage	Lowest Wage	Highest Wage
GRANDISON MANAGEMENT, INC., 22691 CAMPUS DRIVE, WATERTOWN, NY (https://www.google.com/maps/place/22691%20CAMPUS%20DRIVE,WATERTOWN,NY)	Graph	10	\$54,038.40	\$54,038.40	\$54,038.40	\$54,038.40
Totals	Graph	10	\$54,038.40	\$54,038.40	\$54,038.40	\$54,038.40

Latitude: 43.979148 Longitude: -75.601278

Employer Name/Worksite Address	Graph	Count	Mean Wage	Median Wage	Lowest Wage	Highest Wage
SELECT REHABILITATION, LLC, THE COUNTRY MANOR NURSING HOME, CARTHAGE, NY (https://www.google.com/maps/place/THE%20COUNTRY%20MANOR%20NURSING%20HOME,CARTHAGE,NY)	Graph	1	\$54,683.20	\$54,683.20	\$54,683.20	\$54,683.20
Totals	Graph	1	\$54,683.20	\$54,683.20	\$54,683.20	\$54,683.20

Latitude: 43.982483 Longitude: -75.89464

Employer Name/Employer Address	Graph	Count	Mean Wage	Median Wage	Lowest Wage	Highest Wage
NEW YORK AIR BRAKE LLC, 748 STARBUCK AVENUE, WATERTOWN, NY (https://www.google.com/maps/place/748%20STARBUCK%20AVENUE,WATERTOWN,NY)	Graph	2	\$84,968.50	\$82,737.00	\$82,737.00	\$87,200.00
Totals	Graph	2	\$84,968.50	\$82,737.00	\$82,737.00	\$87,200.00

Employer Name/Worksite Address	Graph	Count	Mean Wage	Median Wage	Lowest Wage	Highest Wage
NEW YORK AIR BRAKE LLC, 748 STARBUCK AVENUE, WATERTOWN, NY (https://www.google.com/maps/place/748%20STARBUCK%20AVENUE,WATERTOWN,NY)	Graph	2	\$84,968.50	\$82,737.00	\$82,737.00	\$87,200.00
Totals	Graph	2	\$84,968.50	\$82,737.00	\$82,737.00	\$87,200.00

Latitude: 43.986384 Longitude: -75.594256

Employer Name/Employer Address	Graph	Count	Mean Wage	Median Wage	Lowest Wage	Highest Wage
CARTHAGE AREA HOSPITAL, INC., 1001 WEST STREET, CARTHAGE, NY (https://www.google.com/maps/place/1001%20WEST%20STREET,CARTHAGE,NY)	Graph	1	\$190,000.00	\$190,000.00	\$190,000.00	\$190,000.00
CARTHAGE AREA HOSPITAL, INC., 1001 WEST ST., CARTHAGE, NY (https://www.google.com/maps/place/1001%20WEST%20ST.,CARTHAGE,NY)	Graph	2	\$63,044.80	\$60,777.60	\$60,777.60	\$65,312.00
Totals	Graph	3	\$105,363.20	\$65,312.00	\$60,777.60	\$190,000.00

Employer Name/Worksite Address	Graph	Count	Mean Wage	Median Wage	Lowest Wage	Highest Wage
CARTHAGE AREA HOSPITAL, INC., 1001 WEST STREET, CARTHAGE, NY (https://www.google.com/maps/place/1001%20WEST%20STREET,CARTHAGE,NY)	Graph	1	\$190,000.00	\$190,000.00	\$190,000.00	\$190,000.00
CARTHAGE AREA HOSPITAL, INC., 1001 WEST ST., CARTHAGE, NY (https://www.google.com/maps/place/1001%20WEST%20ST.,CARTHAGE,NY)	Graph	2	\$63,044.80	\$60,777.60	\$60,777.60	\$65,312.00
Totals	Graph	3	\$105,363.20	\$65,312.00	\$60,777.60	\$190,000.00

Latitude: 43.9866 Longitude: -75.5931

Employer Name/Worksite Address	Graph	Count	Mean Wage	Median Wage	Lowest Wage	Highest Wage
GRANDISON MANAGEMENT, INC., 1045 WEST STREET, CARTHAGE, NY (https://www.google.com/maps/place/1045%20WEST%20STREET,CARTHAGE,NY)	Graph	10	\$52,977.60	\$52,977.60	\$52,977.60	\$52,977.60
Totals	Graph	10	\$52,977.60	\$52,977.60	\$52,977.60	\$52,977.60

Latitude: 44.235071 Longitude: -99.552516

Employer Name/Worksite Address	Graph	Count	Mean Wage	Median Wage	Lowest Wage	Highest Wage
VALSATECH CORP, 15 METRO TECH CENTER, BROOKLYN, NY (https://www.google.com/maps/place/15%20METRO%20TECH%20CENTER,BROOKLYN,NY)	Graph	1	\$70,000.00	\$70,000.00	\$70,000.00	\$70,000.00
Totals	Graph	1	\$70,000.00	\$70,000.00	\$70,000.00	\$70,000.00

Latitude: 44.264702 Longitude: -73.979439

Employer Name/Worksite Address	Graph	Count	Mean Wage	Median Wage	Lowest Wage	Highest Wage
HUDSON HEADWATERS HEALTH NETWORK, 185 OLD MILITARY ROAD, LAKE PLACID, NY (https://www.google.com/maps/place/185%20OLD%20MILITARY%20ROAD,LAKE%20PLACID,NY)	Graph	1	\$193,000.00	\$193,000.00	\$193,000.00	\$193,000.00
Totals	Graph	1	\$193,000.00	\$193,000.00	\$193,000.00	\$193,000.00

Latitude: 44.322299 Longitude: -75.991013

Employer Name/Worksite Address	Graph	Count	Mean Wage	Median Wage	Lowest Wage	Highest Wage
UTICA ACADEMY OF SCIENCE CHARTER SCHOOL, 160 SCHOOL LANE, FRANKFORT, NY (https://www.google.com/maps/place/160%20SCHOOL%20LANE,FRANKFORT,NY)	Graph	2	\$42,500.00	\$42,500.00	\$42,500.00	\$42,500.00
Totals	Graph	2	\$42,500.00	\$42,500.00	\$42,500.00	\$42,500.00

Latitude: 44.329092 Longitude: -75.912545

Employer Name/Employer Address	Graph	Count	Mean Wage	Median Wage	Lowest Wage	Highest Wage
JAMES R. TAGUE, D.M.D., 138 CHURCH ST., ALEXANDRIA BAY, NY (https://www.google.com/maps/place/138%20CHURCH%20ST.,ALEXANDRIA%20BAY,NY)	Graph	1	\$62,400.00	\$62,400.00	\$62,400.00	\$62,400.00
Totals	Graph	1	\$62,400.00	\$62,400.00	\$62,400.00	\$62,400.00

Employer Name/Worksite Address	Graph	Count	Mean Wage	Median Wage	Lowest Wage	Highest Wage
JAMES R. TAGUE, D.M.D., 138 CHURCH ST., ALEXANDRIA BAY, NY (https://www.google.com/maps/place/138%20CHURCH%20ST.,ALEXANDRIA%20BAY,NY)	Graph	1	\$62,400.00	\$62,400.00	\$62,400.00	\$62,400.00
Totals	Graph	1	\$62,400.00	\$62,400.00	\$62,400.00	\$62,400.00

Latitude: 44.579223 Longitude: -75.149319

Employer Name/Worksite Address	Graph	Count	Mean Wage	Median Wage	Lowest Wage	Highest Wage
ST. LAWRENCE UNIVERSITY, ST. LAWRENCE UNIVERSITY, CANTON, NY (https://www.google.com/maps/place/ST.%20LAWRENCE%20UNIVERSITY,CANTON,NY)	Graph	1	\$77,950.00	\$77,950.00	\$77,950.00	\$77,950.00
Totals	Graph	1	\$77,950.00	\$77,950.00	\$77,950.00	\$77,950.00

Latitude: 44.594322 Longitude: -75.168236

Employer Name/Employer Address	Graph	Count	Mean Wage	Median Wage	Lowest Wage	Highest Wage
HEALEY MEDICAL PRACTICE PLLC, 25 PARK ST., CANTON, NY (https://www.google.com/maps/place/25%20PARK%20ST.,CANTON,NY)	Graph	1	\$240,000.00	\$240,000.00	\$240,000.00	\$240,000.00
Totals	Graph	1	\$240,000.00	\$240,000.00	\$240,000.00	\$240,000.00

Employer Name/Worksite Address	Graph	Count	Mean Wage	Median Wage	Lowest Wage	Highest Wage
HEALEY MEDICAL PRACTICE PLLC, 25 PARK ST., CANTON, NY (https://www.google.com/maps/place/25%20PARK%20ST.,CANTON,NY)	Graph	1	\$240,000.00	\$240,000.00	\$240,000.00	\$240,000.00
Totals	Graph	1	\$240,000.00	\$240,000.00	\$240,000.00	\$240,000.00

Latitude: 44.598133 Longitude: -75.169533

Employer Name/Employer Address	Graph	Count	Mean Wage	Median Wage	Lowest Wage	Highest Wage
ST LAWRENCE COUNTY PUBLIC DEFENDER'S OFFICE, 48 COURT STREET, CANTON, NY (https://www.google.com/maps/place/48%20COURT%20STREET,CANTON,NY)	Graph	1	\$63,961.00	\$63,961.00	\$63,961.00	\$63,961.00
Totals	Graph	1	\$63,961.00	\$63,961.00	\$63,961.00	\$63,961.00

Employer Name/Worksite Address	Graph	Count	Mean Wage	Median Wage	Lowest Wage	Highest Wage
ST LAWRENCE COUNTY PUBLIC DEFENDER'S OFFICE, 48 COURT STREET, CANTON, NY (https://www.google.com/maps/place/48%20COURT%20STREET,CANTON,NY)	Graph	1	\$63,961.00	\$63,961.00	\$63,961.00	\$63,961.00
Totals	Graph	1	\$63,961.00	\$63,961.00	\$63,961.00	\$63,961.00

Latitude: 44.606912 Longitude: -75.182984

Employer Name/Employer Address	Graph	Count	Mean Wage	Median Wage	Lowest Wage	Highest Wage
STATE UNIVERSITY OF NEW YORK AT CANTON, 34 CORNELL DRIVE, CANTON, NY (https://www.google.com/maps/place/34%20CORNELL%20DRIVE,CANTON,NY)	Graph	3	\$57,292.00	\$55,376.00	\$52,000.00	\$64,500.00
Totals	Graph	3	\$57,292.00	\$55,376.00	\$52,000.00	\$64,500.00

Employer Name/Worksite Address	Graph	Count	Mean Wage	Median Wage	Lowest Wage	Highest Wage
STATE UNIVERSITY OF NEW YORK AT CANTON, 34 CORNELL DRIVE, CANTON, NY (https://www.google.com/maps/place/34%20CORNELL%20DRIVE,CANTON,NY)	Graph	1	\$52,000.00	\$52,000.00	\$52,000.00	\$52,000.00

Employer Name/Worksite Address	Graph	Count	Mean Wage	Median Wage	Lowest Wage	Highest Wage
STATE UNIVERSITY OF NEW YORK AT CANTON, 34 CORNELL DR., CANTON, NY (https://www.google.com/maps/place/34%20CORNELL%20DR.,CANTON,NY)	Graph	2	\$59,938.00	\$55,376.00	\$55,376.00	\$64,500.00
Totals	Graph	3	\$57,292.00	\$55,376.00	\$52,000.00	\$64,500.00

Latitude: 44.652996 Longitude: -74.921393

Employer Name/Worksite Address	Graph	Count	Mean Wage	Median Wage	Lowest Wage	Highest Wage
CANTON-POTSDAM HOSPITAL, CANTON-POTSDAM HOSPITAL, POTSDAM, NY (https://www.google.com/maps/place/CANTON-POTSDAM%20HOSPITAL,POTSDAM,NY)	Graph	1	\$61,963.20	\$61,963.20	\$61,963.20	\$61,963.20
Totals	Graph	1	\$61,963.20	\$61,963.20	\$61,963.20	\$61,963.20

Latitude: 44.65547 Longitude: -75.551031

Employer Name/Employer Address	Graph	Count	Mean Wage	Median Wage	Lowest Wage	Highest Wage
NEW YORK STATE OFFICE OF MENTAL HEALTH, 1 CHIMNEY PT DR, OGDENSBURG, NY (https://www.google.com/maps/place/1%20CHIMNEY%20PT%20DR,OGDENSBURG,NY)	Graph	1	\$70,438.00	\$70,438.00	\$70,438.00	\$70,438.00
Totals	Graph	1	\$70,438.00	\$70,438.00	\$70,438.00	\$70,438.00

Employer Name/Worksite Address	Graph	Count	Mean Wage	Median Wage	Lowest Wage	Highest Wage
NEW YORK STATE OFFICE OF MENTAL HEALTH, 1 CHIMNEY PT DR, OGDENSBURG, NY (https://www.google.com/maps/place/1%20CHIMNEY%20PT%20DR,OGDENSBURG,NY)	Graph	1	\$70,438.00	\$70,438.00	\$70,438.00	\$70,438.00
Totals	Graph	1	\$70,438.00	\$70,438.00	\$70,438.00	\$70,438.00

Latitude: 44.66303 Longitude: -74.97798

Employer Name/Employer Address	Graph	Count	Mean Wage	Median Wage	Lowest Wage	Highest Wage
STATE UNIVERSITY OF NEW YORK AT POTSDAM, 44 PIERREPONT AVENUE, POTSDAM, NY (https://www.google.com/maps/place/44%20PIERREPONT%20AVENUE,POTSDAM,NY)	Graph	4	\$70,897.00	\$60,000.00	\$52,000.00	\$86,588.00
Totals	Graph	4	\$70,897.00	\$60,000.00	\$52,000.00	\$86,588.00

Employer Name/Worksite Address	Graph	Count	Mean Wage	Median Wage	Lowest Wage	Highest Wage
STATE UNIVERSITY OF NEW YORK AT POTSDAM, 44 PIERREPONT AVENUE, POTSDAM, NY (https://www.google.com/maps/place/44%20PIERREPONT%20AVENUE,POTSDAM,NY)	Graph	4	\$70,897.00	\$60,000.00	\$52,000.00	\$86,588.00
Totals	Graph	4	\$70,897.00	\$60,000.00	\$52,000.00	\$86,588.00

Latitude: 44.665361 Longitude: -74.993886

Employer Name/Employer Address	Graph	Count	Mean Wage	Median Wage	Lowest Wage	Highest Wage
CLARKSON UNIVERSITY, 8 CLARKSON AVENUE, POTSDAM, NY (https://www.google.com/maps/place/8%20CLARKSON%20AVENUE,POTSDAM,NY)	Graph	12	\$87,620.48	\$84,000.00	\$45,900.00	\$124,848.00
Totals	Graph	12	\$87,620.48	\$84,000.00	\$45,900.00	\$124,848.00

Employer Name/Worksite Address	Graph	Count	Mean Wage	Median Wage	Lowest Wage	Highest Wage
CLARKSON UNIVERSITY, 8 CLARKSON AVENUE, POTSDAM, NY (https://www.google.com/maps/place/8%20CLARKSON%20AVENUE,POTSDAM,NY)	Graph	12	\$87,620.48	\$84,000.00	\$45,900.00	\$124,848.00

Employer Name/Worksite Address	Graph	Count	Mean Wage	Median Wage	Lowest Wage	Highest Wage
Totals	Graph	12	\$87,620.48	\$84,000.00	\$45,900.00	\$124,848.00

Latitude: 44.682733 Longitude: -73.459709

Employer Name/Worksite Address	Graph	Count	Mean Wage	Median Wage	Lowest Wage	Highest Wage
GRANDISON MANAGEMENT, INC., 8 BUSHEY BOULEVARD, PLATTSBURG, NY (https://www.google.com/maps/place/8%20BUSHEY%20BOULEVARD,PLATTSBURG,NY)	Graph	10	\$55,016.00	\$55,016.00	\$55,016.00	\$55,016.00
Totals	Graph	10	\$55,016.00	\$55,016.00	\$55,016.00	\$55,016.00

Latitude: 44.685352 Longitude: -73.449357

Employer Name/Worksite Address	Graph	Count	Mean Wage	Median Wage	Lowest Wage	Highest Wage
HEALTH CAROUSEL, LLC, 176 US OVAL, PLATTSBURGH, NY (https://www.google.com/maps/place/176%20US%20OVAL,PLATTSBURGH,NY)	Graph	1	\$59,529.60	\$59,529.60	\$59,529.60	\$59,529.60
Totals	Graph	1	\$59,529.60	\$59,529.60	\$59,529.60	\$59,529.60

Latitude: 44.692134 Longitude: -75.49953

Employer Name/Employer Address	Graph	Count	Mean Wage	Median Wage	Lowest Wage	Highest Wage
CLAXTON-HEPBURN MEDICAL CENTER, 214 KING ST., OGDENSBURG, NY (https://www.google.com/maps/place/214%20KING%20ST.,OGDENSBURG,NY)	Graph	3	\$254,020.00	\$192,000.00	\$66,560.00	\$503,500.00
CLAXTON-HEPBURN MEDICAL CENTER, 214 KING STREET, OGDENSBURG, NY (https://www.google.com/maps/place/214%20KING%20STREET,OGDENSBURG,NY)	Graph	4	\$312,500.00	\$322,000.00	\$230,000.00	\$376,000.00
Totals	Graph	7	\$287,437.14	\$322,000.00	\$66,560.00	\$503,500.00

Employer Name/Worksite Address	Graph	Count	Mean Wage	Median Wage	Lowest Wage	Highest Wage
CLAXTON-HEPBURN MEDICAL CENTER, 214 KING ST., OGDENSBURG, NY (https://www.google.com/maps/place/214%20KING%20ST.,OGDENSBURG,NY)	Graph	1	\$503,500.00	\$503,500.00	\$503,500.00	\$503,500.00
CLAXTON-HEPBURN MEDICAL CENTER, 214 KING ST., OGDENSBURG, NY (https://www.google.com/maps/place/214%20KING%20ST.,OGDENSBURG,NY)	Graph	2	\$129,280.00	\$66,560.00	\$66,560.00	\$192,000.00
CLAXTON-HEPBURN MEDICAL CENTER, 214 KING STREET, OGDENSBURG, NY (https://www.google.com/maps/place/214%20KING%20STREET,OGDENSBURG,NY)	Graph	3	\$309,333.33	\$322,000.00	\$230,000.00	\$376,000.00
Totals	Graph	6	\$281,676.67	\$230,000.00	\$66,560.00	\$503,500.00

Latitude: 44.695803 Longitude: -73.469021

Employer Name/Employer Address	Graph	Count	Mean Wage	Median Wage	Lowest Wage	Highest Wage
STATE UNIVERSITY OF NEW YORK (SUNY) COLLEGE AT PLATTSBURGH, 101 BROAD STREET, PLATTSBURGH, NY (https://www.google.com/maps/place/101%20BROAD%20STREET,PLATTSBURGH,NY)	Graph	6	\$58,715.83	\$54,000.00	\$53,295.00	\$70,000.00
Totals	Graph	6	\$58,715.83	\$54,000.00	\$53,295.00	\$70,000.00

Employer Name/Worksite Address	Graph	Count	Mean Wage	Median Wage	Lowest Wage	Highest Wage
STATE UNIVERSITY OF NEW YORK (SUNY) COLLEGE AT PLATTSBURGH, 101 BROAD STREET, PLATTSBURGH, NY (https://www.google.com/maps/place/101%20BROAD%20STREET,PLATTSBURGH,NY)	Graph	5	\$57,059.00	\$54,000.00	\$53,295.00	\$70,000.00
Totals	Graph	5	\$57,059.00	\$54,000.00	\$53,295.00	\$70,000.00

Latitude: 44.697206 Longitude: -73.448282

Employer Name/Worksite Address	Graph	Count	Mean Wage	Median Wage	Lowest Wage	Highest Wage
COMPASS GROUP USA INC., 101 BROADSTREET, NEW YORK, NY (https://www.google.com/maps/place/101%20BROADSTREET,NEW%20YORK,NY)	Graph	1	\$50,459.50	\$50,459.50	\$50,459.50	\$50,459.50
Totals	Graph	1	\$50,459.50	\$50,459.50	\$50,459.50	\$50,459.50

Latitude: 44.700022 Longitude: -73.466697

Employer Name/Employer Address	Graph	Count	Mean Wage	Median Wage	Lowest Wage	Highest Wage
CHAMPLAIN VALLEY PHYSICIANS HOSPITAL MEDICAL CENTER, 75 BEEKMAN ST., PLATTSBURGH, NY (https://www.google.com/maps/place/75%20BEEKMAN%20ST.,PLATTSBURGH,NY)	Graph	2	\$172,054.20	\$121,278.00	\$121,278.00	\$222,830.40
Totals	Graph	2	\$172,054.20	\$121,278.00	\$121,278.00	\$222,830.40

Employer Name/Worksite Address	Graph	Count	Mean Wage	Median Wage	Lowest Wage	Highest Wage
UNIVERSITY OF VERMONT MEDICAL GROUP - NEW YORK PLLC, 75 BEEKMAN STREET, PLATTSBURGH, NY (https://www.google.com/maps/place/75%20BEEKMAN%20STREET,PLATTSBURGH,NY)	Graph	1	\$156,000.00	\$156,000.00	\$156,000.00	\$156,000.00
CHAMPLAIN VALLEY PHYSICIANS HOSPITAL MEDICAL CENTER, 75 BEEKMAN ST., PLATTSBURGH, NY (https://www.google.com/maps/place/75%20BEEKMAN%20ST.,PLATTSBURGH,NY)	Graph	2	\$172,054.20	\$121,278.00	\$121,278.00	\$222,830.40
Totals	Graph	3	\$166,702.80	\$156,000.00	\$121,278.00	\$222,830.40

Latitude: 44.703862 Longitude: -73.473852

Employer Name/Worksite Address	Graph	Count	Mean Wage	Median Wage	Lowest Wage	Highest Wage
NORTHLINE UTILITIES, LLC, 15 SCHOOL LANE, AUSABLE FORKS, NY (https://www.google.com/maps/place/15%20SCHOOL%20LANE,AUSABLE%20FORKS,NY)	Graph	1	\$208,000.00	\$208,000.00	\$208,000.00	\$208,000.00
STATE UNIVERSITY OF NEW YORK (SUNY) COLLEGE AT PLATTSBURGH, SUNY COLLEGE AT PLATTSBURGH, PLATTSBURGH, NY (https://www.google.com/maps/place/SUNY%20COLLEGE%20AT%20PLATTSBURGH,PLATTSBURGH,NY)	Graph	1	\$67,000.00	\$67,000.00	\$67,000.00	\$67,000.00
Totals	Graph	2	\$137,500.00	\$67,000.00	\$67,000.00	\$208,000.00

Latitude: 44.721832 Longitude: -73.723748

Employer Name/Worksite Address	Graph	Count	Mean Wage	Median Wage	Lowest Wage	Highest Wage
TECHNOCRAFT SOLUTIONS, LLC, 1156 RT 374, DANNEMORA, NY (https://www.google.com/maps/place/1156%20RT%20374,DANNEMORA,NY)	Graph	1	\$66,000.00	\$66,000.00	\$66,000.00	\$66,000.00
Totals	Graph	1	\$66,000.00	\$66,000.00	\$66,000.00	\$66,000.00

Latitude: 44.850093 Longitude: -74.290461

Employer Name/Employer Address	Graph	Count	Mean Wage	Median Wage	Lowest Wage	Highest Wage
HOFFMAN EELLS & GRAY CPAS, P.C., 31 ELM STREET, MALONE, NY (https://www.google.com/maps/place/31%20ELM%20STREET,MALONE,NY)	Graph	2	\$61,800.00	\$61,800.00	\$61,800.00	\$61,800.00
Totals	Graph	2	\$61,800.00	\$61,800.00	\$61,800.00	\$61,800.00

Employer Name/Worksite Address	Graph	Count	Mean Wage	Median Wage	Lowest Wage	Highest Wage
--------------------------------	-------	-------	-----------	-------------	-------------	--------------

Employer Name/Worksite Address	Graph	Count	Mean Wage	Median Wage	Lowest Wage	Highest Wage
HOFFMAN EELLS & GRAY CPAS, P.C., 31 ELM STREET, MALONE, NY (https://www.google.com/maps/place/31%20ELM%20STREET,MALONE,NY)	Graph	2	\$61,800.00	\$61,800.00	\$61,800.00	\$61,800.00
Totals	Graph	2	\$61,800.00	\$61,800.00	\$61,800.00	\$61,800.00

Latitude: 44.856889 Longitude: -74.29195

Employer Name/Employer Address	Graph	Count	Mean Wage	Median Wage	Lowest Wage	Highest Wage
BERNARD GELBARD, M.D., P.C., 133 PARK STREET, MALONE, NY (https://www.google.com/maps/place/133%20PARK%20STREET,MALONE,NY)	Graph	1	\$187,200.00	\$187,200.00	\$187,200.00	\$187,200.00
UNIVERSITY OF VERMONT HEALTH NETWORK - ALICE HYDE MEDICAL CENTER, 133 PARK STREET, MALONE, NY (https://www.google.com/maps/place/133%20PARK%20STREET,MALONE,NY)	Graph	2	\$117,500.00	\$65,000.00	\$65,000.00	\$170,000.00
Totals	Graph	3	\$140,733.33	\$170,000.00	\$65,000.00	\$187,200.00

Employer Name/Worksite Address	Graph	Count	Mean Wage	Median Wage	Lowest Wage	Highest Wage
APOGEE MEDICAL GROUP, NEW YORK, PC, 133 PARK STREET, MALONE, NY (https://www.google.com/maps/place/133%20PARK%20STREET,MALONE,NY)	Graph	12	\$276,253.33	\$300,000.00	\$65,000.00	\$340,000.00
Totals	Graph	12	\$276,253.33	\$300,000.00	\$65,000.00	\$340,000.00

Latitude: 44.886471 Longitude: -68.997668

Employer Name/Worksite Address	Graph	Count	Mean Wage	Median Wage	Lowest Wage	Highest Wage
HUDSON DATA LLC, 122 N. GENESEE STREET, SUITE 302A, GENEVA, NY (https://www.google.com/maps/place/122%20N.%20GENESEE%20STREET,%20SUITE%20302A,GENEVA,NY)	Graph	1	\$65,957.00	\$65,957.00	\$65,957.00	\$65,957.0
Totals	Graph	1	\$65,957.00	\$65,957.00	\$65,957.00	\$65,957.0

Latitude: 44.937043 Longitude: -74.90859

Employer Name/Employer Address	Graph	Count	Mean Wage	Median Wage	Lowest Wage	Highest Wage
MASSENA MEMORIAL HOSPITAL, 1 HOSPITAL DRIVE, MASSENA, NY (https://www.google.com/maps/place/1%20HOSPITAL%20DRIVE,MASSENA,NY)	Graph	1	\$285,000.00	\$285,000.00	\$285,000.00	\$285,000.00
Totals	Graph	1	\$285,000.00	\$285,000.00	\$285,000.00	\$285,000.00

Employer Name/Worksite Address	Graph	Count	Mean Wage	Median Wage	Lowest Wage	Highest Wage
EXIGENCE MEDICAL OF NEW YORK, PLLC, 1 HOSPITAL DRIVE, MASSENA, NY (https://www.google.com/maps/place/1%20HOSPITAL%20DRIVE,MASSENA,NY)	Graph	3	\$351,400.00	\$322,000.00	\$285,000.00	\$447,200.00
Totals	Graph	3	\$351,400.00	\$322,000.00	\$285,000.00	\$447,200.00

Latitude: 44.938334 Longitude: -74.880887

Employer Name/Employer Address	Graph	Count	Mean Wage	Median Wage	Lowest Wage	Highest Wage
KINGSTON PHARMA, LLC, 5 COUNTY ROUTE 42, MASSENA, NY (https://www.google.com/maps/place/5%20COUNTY%20ROUTE%2042,MASSENA,NY)	Graph	1	\$58,000.00	\$58,000.00	\$58,000.00	\$58,000.00
KINGSTON PHARMA LLC, 5 COUNTY ROUTE 42, MASSENA, NY (https://www.google.com/maps/place/5%20COUNTY%20ROUTE%2042,MASSENA,NY)	Graph	5	\$57,350.00	\$55,000.00	\$45,000.00	\$80,000.00
Totals	Graph	6	\$57,458.33	\$55,000.00	\$45,000.00	\$80,000.00

Employer Name/Worksite Address	Graph	Count	Mean Wage	Median Wage	Lowest Wage	Highest Wage
KINGSTON PHARMA LLC, 5 COUNTY ROUTE 42, MASSENA, NY (https://www.google.com/maps/place/5%20COUNTY%20ROUTE%2042,MASSENA,NY)	Graph	6	\$57,458.33	\$55,000.00	\$45,000.00	\$80,000.00
Totals	Graph	6	\$57,458.33	\$55,000.00	\$45,000.00	\$80,000.00

Latitude: 44.965155 Longitude: -74.88978

Employer Name/Worksite Address	Graph	Count	Mean Wage	Median Wage	Lowest Wage	Highest Wage
ALCOA CORPORATION, 1814 STATE HIGHWAY 131, MASSENA, NY (https://www.google.com/maps/place/1814%20STATE%20HIGHWAY%20131,MASSENA,NY)	Graph	2	\$82,087.00	\$79,102.00	\$79,102.00	\$85,072.00
Totals	Graph	2	\$82,087.00	\$79,102.00	\$79,102.00	\$85,072.00

Latitude: 44.971692 Longitude: -74.853068

Employer Name/Worksite Address	Graph	Count	Mean Wage	Median Wage	Lowest Wage	Highest Wage
NEW YORK POWER AUTHORITY, 830 BARNHART ISLAND RD, MASSENA, NY (https://www.google.com/maps/place/830%20BARNHART%20ISLAND%20RD,MASSENA,NY)	Graph	1	\$82,500.00	\$82,500.00	\$82,500.00	\$82,500.00
Totals	Graph	1	\$82,500.00	\$82,500.00	\$82,500.00	\$82,500.00

Latitude: 46.648663 Longitude: -91.623235

Employer Name/Worksite Address	Graph	Count	Mean Wage	
AGAP TECHNOLOGIES, INC, JPMC, 4 CHASE METROTECH CENTER, BROOKLYN, NY (https://www.google.com/maps/place/JPMC,%204%20CHASE%20METROTECH%20CENTER,BROOKLYN,NY)	Graph	1	\$90,813.00	\$
JPMORGAN CHASE & CO., 4 CHASE METROTECH CENTER, BROOKLYN, NEW YORK, NY (https://www.google.com/maps/place/4%20CHASE%20METROTECH%20CENTER,%20BROOKLYN,NEW%20YORK,NY)	Graph	1	\$117,000.00	\$
JPMORGAN CHASE & CO., 4 CHASE METROTECH, NEW YORK, NY (https://www.google.com/maps/place/4%20CHASE%20METROTECH,NEW%20YORK,NY)	Graph	1	\$150,000.00	\$
MILESTONE TECHNOLOGIES, LLC., JP MORGAN CHASE (JPMC), BROOKLYN, NY (https://www.google.com/maps/place/JP%20MORGAN%20CHASE%20(JPMC),BROOKLYN,NY)	Graph	1	\$91,520.00	\$
ALPHA NET CONSULTING LLC, 4 CHASE METRO TECH CENTER, BROOKLYN, NY (https://www.google.com/maps/place/4%20CHASE%20METRO%20TECH%20CENTER,BROOKLYN,NY)	Graph	2	\$71,510.00	\$
ACCENTURE LLP, 4 CHASE METROTECH CENTRE, BROOKLYN, NY (https://www.google.com/maps/place/4%20CHASE%20METROTECH%20CENTRE,BROOKLYN,NY)	Graph	3	\$86,245.33	\$
JPMORGAN CHASE & CO., 4 CHASE METROTECH CENTER, NEW YORK, NY (https://www.google.com/maps/place/4%20CHASE%20METROTECH%20CENTER,NEW%20YORK,NY)	Graph	4	\$125,500.00	\$
JPMORGAN CHASE & CO., 4 CHASE METROTECH, BROOKLYN, NY (https://www.google.com/maps/place/4%20CHASE%20METROTECH,BROOKLYN,NY)	Graph	5	\$103,400.00	\$
JPMORGAN CHASE & CO., JPMORGAN CHASE & CO., 4 CHASE METROTECH CENTER, BROOKLYN, NY (https://www.google.com/maps/place/JPMORGAN%20CHASE%20%26%20CO.,%204%20CHASE%20METROTECH%20CENTER,BROOKLYN,NY)	Graph	5	\$94,000.00	\$
MPHASIS CORPORATION, 4 CHASE METROTECH CTR, BROOKLYN, NY (https://www.google.com/maps/place/4%20CHASE%20METROTECH%20CTR,BROOKLYN,NY)	Graph	40	\$75,795.00	\$
MPHASIS CORPORATION, JPMC, BROOKLYN, NY (https://www.google.com/maps/place/JPMC,BROOKLYN,NY)	Graph	40	\$73,788.00	\$
JPMORGAN CHASE & CO., 4 CHASE METROTECH CENTER, BROOKLYN, NY (https://www.google.com/maps/place/4%20CHASE%20METROTECH%20CENTER,BROOKLYN,NY)	Graph	54	\$122,455.31	\$
Totals	Graph	157	\$95,133.73	\$

Latitude: 47.673309 Longitude: -122.342568

Employer Name/Worksite Address	Graph	Count	Mean Wage	Median Wage	Lowest Wage	Highest Wage

11/9/2018

H-1B Work Visas

Employer Name/Worksite Address	Graph	Count	Mean Wage	Median Wage	Lowest Wage	Highest Wage
GOOGLE INC., 111 8TH AVENUE, NEW YORK, NY (https://www.google.com/maps/place/111%208TH%20AVENUE,NEW%20YORK,NY)	Graph	1	\$148,000.00	\$148,000.00	\$148,000.00	\$148,000.00
GOOGLE INC., 76 9TH AVENUE, NEW YORK, NY (https://www.google.com/maps/place/76%209TH%20AVENUE,NEW%20YORK,NY)	Graph	1	\$148,000.00	\$148,000.00	\$148,000.00	\$148,000.00
Totals	Graph	2	\$148,000.00	\$148,000.00	\$148,000.00	\$148,000.00

Latitude: 47.798619 Longitude: -122.195504

Employer Name/Worksite Address	Graph	Count	Mean Wage	Median Wage	Lowest Wage	Highest Wage
TECHRAVES LLC, 22213 30TH DR SE, BOTHELL, NY (https://www.google.com/maps/place/22213%2030TH%20DR%20SE,BOTHELL,NY)	Graph	1	\$90,000.00	\$90,000.00	\$90,000.00	\$90,000.00
Totals	Graph	1	\$90,000.00	\$90,000.00	\$90,000.00	\$90,000.00