



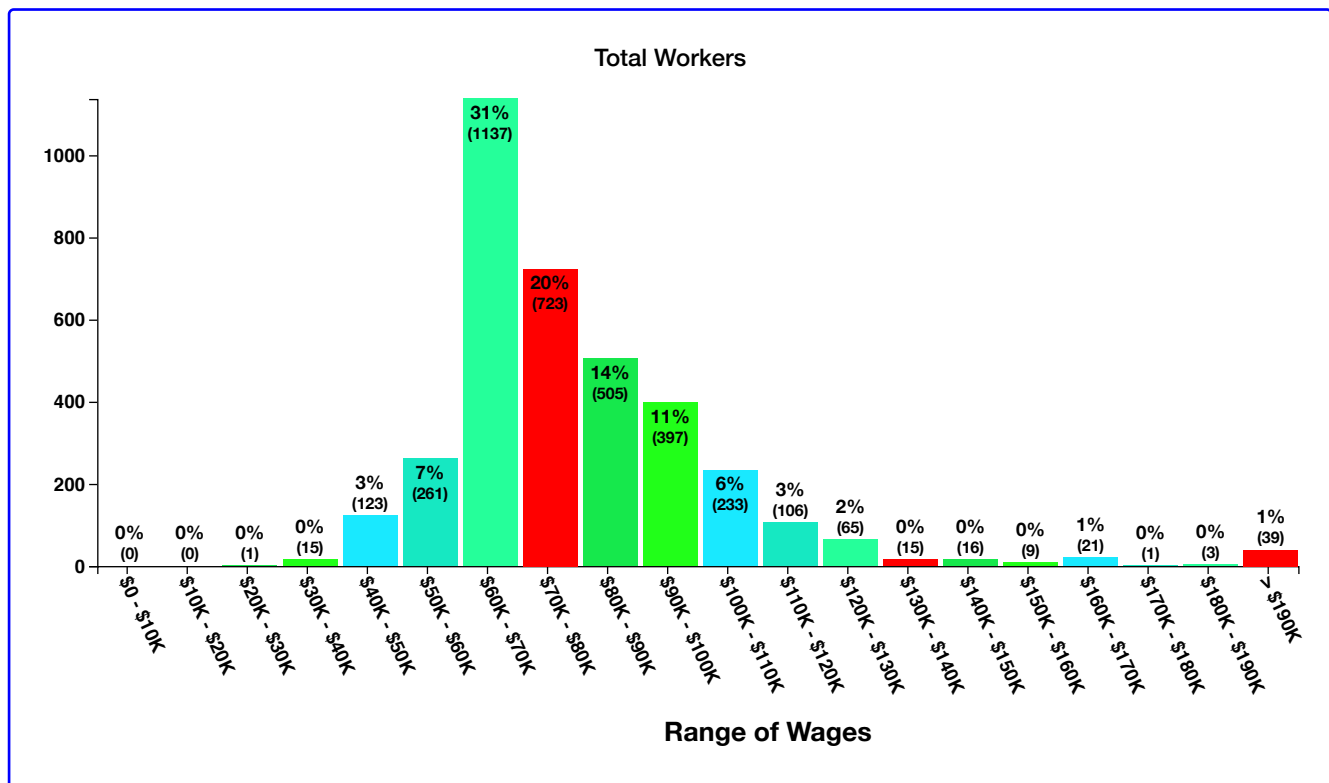
The H-1B visa is just the tip of the iceberg of cheap labor work visas.

[Workers](#)
[Wage Levels](#)
[Categories](#)
[Occupations](#)
[Worksite Locations](#)

Visa Query Search Results Summary

Year: 2017, Worksite Congressional District: OH-3, Visa Status: CERTIFIED

Charts



Workers

[Graph](#) Total Visas: 2300

[Graph](#) Total Workers: 3670

[Graph](#) Total Workers / H-1B Dependent Employers: 1411

Categories

[Graph](#) New Employment: 1217

[Graph](#) Amended Petition: 984

[Graph](#) Continued Employment: 611

[Graph](#) Change Previous Employment: 243

[Graph](#) New Concurrent Employment: 49

[Graph](#) Change Employer: 569

Wage Levels

[Graph](#) Level I (Entry Level): 1086 / 29.59%

[Graph](#) Level II (Qualified): 1173 / 31.96%

Graph Level III (Experienced): 449 / 12.23%

Graph Level IV (Fully Competent): 188 / 5.12%

Controls

Salary Switch: ☒ Min ☐ Mean ☐ Max

Lat/Lng Filter:

Summary - Workers

Class	Graph	Count	Mean Wage	Median Wage	Lowest Wage	Highest Wage
Total Visas	Graph	2300	\$80,696.27	\$75,000.00	\$29,370.00	\$396,550.00
Total Workers	Graph	3670	\$78,888.63	\$72,500.00	\$29,370.00	\$396,550.00
Total Workers / H-1B Dependent Employer	Graph	1411	\$76,742.48	\$71,926.00	\$50,357.00	\$144,000.00

Summary - Wage Levels

Class	Graph	Count / %	Mean Wage	Median Wage	Lowest Wage	Highest Wage
Total Level I (Entry Level)	Graph	1086 / 29.59%	\$64,823.13	\$64,000.00	\$29,370.00	\$215,000.00
Total Level II (Qualified)	Graph	1173 / 31.96%	\$78,548.28	\$70,000.00	\$38,552.00	\$300,000.00
Total Level III (Experienced)	Graph	449 / 12.23%	\$91,990.42	\$90,584.00	\$40,498.00	\$396,550.00
Total Level IV (Fully Competent)	Graph	188 / 5.12%	\$118,042.69	\$108,000.00	\$55,000.00	\$260,000.00
Total Unspecified Level		774 / 21.09%	\$82,029.05	\$76,734.00	\$31,908.00	\$355,000.00

Summary - Categories

Class	Graph	Count / %	Mean Wage	Median Wage	Lowest Wage	Highest Wage
Total New Employment	Graph	1217 / 33.16%	\$70,394.22	\$65,500.00	\$29,370.00	\$297,627.00
Total Amended Petition	Graph	984 / 26.81%	\$79,272.78	\$77,189.00	\$44,241.60	\$215,000.00
Total Continued Employment	Graph	611 / 16.65%	\$82,770.36	\$78,000.00	\$39,260.00	\$355,000.00
Total Previous Employment	Graph	243 / 6.62%	\$81,233.21	\$76,500.00	\$41,184.00	\$260,000.00
Total Concurrent Employment	Graph	49 / 1.34%	\$91,958.64	\$90,584.00	\$54,080.00	\$396,550.00
Total Change Employer	Graph	569 / 15.5%	\$90,100.77	\$85,000.00	\$46,509.00	\$300,000.00

Summary - Occupations

SOC_NAME - SOC_CODE ▲▼	Graph	Count / % ▲	Mean Wage ▲▼	Median Wage ▲▼	Lowest Wage ▲▼	Highest Wage ▲▼
COMPUTER SYSTEMS ANALYSTS - 15-1121	Graph	1061 / 28.91%	\$77,851.46	\$70,000.00	\$53,000.00	\$200,000.00
SOFTWARE DEVELOPERS, APPLICATIONS - 15-1132	Graph	718 / 19.56%	\$86,181.23	\$86,590.00	\$60,000.00	\$203,902.40
COMPUTER PROGRAMMERS - 15-1131	Graph	393 / 10.71%	\$66,426.53	\$62,005.00	\$50,357.00	\$137,292.00
COMPUTER OCCUPATIONS, ALL OTHER - 15-1199	Graph	298 / 8.12%	\$81,935.77	\$81,100.00	\$55,931.00	\$139,360.00
SOFTWARE DEVELOPERS, SYSTEMS SOFTWARE - 15-1133	Graph	168 / 4.58%	\$94,790.25	\$88,712.00	\$74,880.00	\$164,000.00
MANAGEMENT ANALYSTS - 13-1111	Graph	148 / 4.03%	\$73,333.39	\$64,480.00	\$49,000.00	\$160,060.00
ACCOUNTANTS AND AUDITORS - 13-2011	Graph	145 / 3.95%	\$63,766.29	\$56,400.00	\$42,702.00	\$143,861.20
OPERATIONS RESEARCH ANALYSTS - 15-2031	Graph	90 / 2.45%	\$62,933.03	\$65,000.00	\$52,083.00	\$140,000.00
NETWORK AND COMPUTER SYSTEMS ADMINISTRATORS - 15-1142	Graph	48 / 1.31%	\$66,910.33	\$61,006.00	\$49,837.00	\$97,448.00

SOC_NAME - SOC_CODE ▲ ▼	Graph	Count / % ▲	Mean Wage ▲ ▼	Median Wage ▲ ▼	Lowest Wage ▲ ▼	Highest Wage ▲ ▼
BIOCHEMISTS AND BIOPHYSICISTS - 19-1021	Graph	46 / 1.25%	\$48,816.79	\$48,000.00	\$41,579.00	\$68,274.72
COMPUTER AND INFORMATION SYSTEMS MANAGERS - 11-3021	Graph	41 / 1.12%	\$100,047.59	\$91,520.00	\$80,434.00	\$159,349.00
COMPUTER SYSTEMS ANALYST - 15-1121	Graph	39 / 1.06%	\$76,307.95	\$75,764.00	\$65,010.00	\$98,942.00
WEB DEVELOPERS - 15-1134	Graph	37 / 1.01%	\$64,917.66	\$62,500.00	\$46,051.00	\$71,614.40
DATABASE ADMINISTRATORS - 15-1141	Graph	28 / 0.76%	\$81,994.57	\$75,000.00	\$45,282.00	\$120,000.00
HEALTH SPECIALTIES TEACHERS, POSTSECONDARY - 25-1071	Graph	25 / 0.68%	\$178,375.83	\$200,000.00	\$55,000.00	\$396,550.00
FINANCIAL SPECIALISTS, ALL OTHER - 13-2099	Graph	19 / 0.52%	\$75,245.37	\$80,000.00	\$48,131.00	\$90,000.00
INFORMATION SECURITY ANALYSTS - 15-1122	Graph	19 / 0.52%	\$92,447.37	\$90,000.00	\$90,000.00	\$115,000.00
PHYSICIANS AND SURGEONS, ALL OTHER - 29-1069	Graph	16 / 0.44%	\$100,202.34	\$66,645.00	\$61,812.00	\$204,000.00
SOFTWARE QUALITY ASSURANCE ENGINEERS AND TESTERS - 15-1199	Graph	16 / 0.44%	\$68,139.25	\$67,375.00	\$64,191.00	\$75,495.00
MEDICAL SCIENTISTS, EXCEPT EPIDEMIOLOGISTS - 19-1042	Graph	15 / 0.41%	\$61,158.32	\$48,000.00	\$39,499.00	\$195,121.00
STATISTICIANS - 15-2041	Graph	15 / 0.41%	\$81,878.41	\$81,000.00	\$54,246.72	\$120,000.00
ELECTRICAL ENGINEERS - 17-2071	Graph	14 / 0.38%	\$69,696.71	\$64,106.00	\$63,502.00	\$90,000.00
FINANCIAL ANALYSTS - 13-2051	Graph	14 / 0.38%	\$68,852.23	\$64,000.00	\$46,800.00	\$99,843.75
INTERNISTS, GENERAL - 29-1063	Graph	12 / 0.33%	\$177,233.47	\$200,000.00	\$102,502.40	\$300,000.00
CIVIL ENGINEERS - 17-2051	Graph	11 / 0.3%	\$67,339.53	\$67,184.00	\$54,080.00	\$95,000.00
MARKET RESEARCH ANALYSTS AND MARKETING SPECIALISTS - 13-1161	Graph	10 / 0.27%	\$58,716.44	\$56,000.00	\$42,182.00	\$85,000.00
ELEMENTARY SCHOOL TEACHERS, EXCEPT SPECIAL - 25-2021	Graph	9 / 0.25%	\$42,459.33	\$39,540.00	\$39,260.00	\$49,847.00
MECHANICAL ENGINEERS - 17-2141	Graph	9 / 0.25%	\$72,468.56	\$69,701.00	\$58,926.00	\$110,000.00
LOGISTICIANS - 13-1081	Graph	8 / 0.22%	\$59,475.00	\$59,600.00	\$49,800.00	\$68,500.00
MIDDLE SCHOOL TEACHERS, EXCEPT SPECIAL AND - 25-2022	Graph	8 / 0.22%	\$43,629.13	\$42,610.00	\$42,610.00	\$48,373.00
BIOLOGICAL SCIENTISTS, ALL OTHER - 19-1029	Graph	7 / 0.19%	\$61,891.35	\$55,999.84	\$47,484.32	\$90,000.00
ENGINEERING TEACHERS, POSTSECONDARY - 25-1032	Graph	7 / 0.19%	\$98,915.43	\$93,000.00	\$70,400.00	\$127,008.00
MATHEMATICAL SCIENCE TEACHERS, POSTSECONDARY - 25-1022	Graph	6 / 0.16%	\$75,054.13	\$66,000.00	\$59,004.00	\$96,012.80
COMPUTER NETWORK ARCHITECTS - 15-1143	Graph	5 / 0.14%	\$103,242.92	\$105,000.00	\$98,009.60	\$106,100.00
ENGINEERS, ALL OTHER - 17-2199	Graph	5 / 0.14%	\$72,480.00	\$62,400.00	\$53,000.00	\$99,000.00
INDUSTRIAL ENGINEERS - 17-2112	Graph	5 / 0.14%	\$74,052.53	\$60,000.00	\$55,723.00	\$100,000.00
MATERIALS SCIENTISTS - 19-2032	Graph	5 / 0.14%	\$53,257.80	\$53,052.00	\$48,000.00	\$60,237.00
MENTAL HEALTH COUNSELORS - 21-1014	Graph	5 / 0.14%	\$50,688.40	\$56,514.00	\$38,900.00	\$56,514.00
SECONDARY SCHOOL TEACHERS, EXCEPT SPECIAL AND - 25-2031	Graph	5 / 0.14%	\$44,408.00	\$44,260.00	\$44,260.00	\$45,000.00
VETERINARIANS - 29-1131	Graph	5 / 0.14%	\$101,356.00	\$110,868.00	\$31,908.00	\$134,000.00
CHEMISTS - 19-2031	Graph	4 / 0.11%	\$62,695.60	\$59,197.00	\$49,462.40	\$80,160.00
ELECTRONICS ENGINEERS, EXCEPT COMPUTER, R&D - 17-2076	Graph	4 / 0.11%	\$68,226.25	\$65,004.00	\$51,672.00	\$83,949.00
FASHION DESIGNERS - 27-1022	Graph	4 / 0.11%	\$55,075.00	\$49,462.00	\$49,462.00	\$61,776.00
GRAPHIC DESIGNERS - 27-1024	Graph	4 / 0.11%	\$61,932.60	\$67,000.00	\$35,630.40	\$78,100.00
PSYCHIATRISTS - 29-1066	Graph	4 / 0.11%	\$164,375.00	\$153,000.00	\$133,000.00	\$186,500.00
BIOLOGICAL TECHNICIANS - 19-4021	Graph	3 / 0.08%	\$41,014.56	\$38,552.00	\$37,007.36	\$47,484.32
BUSINESS OPERATIONS SPECIALISTS, ALL OTHER - 13-1199	Graph	3 / 0.08%	\$64,000.00	\$60,000.00	\$60,000.00	\$72,000.00

SOC_NAME - SOC_CODE ▲▼	Graph	Count / % ▲	Mean Wage ▲▼	Median Wage ▲▼	Lowest Wage ▲▼	Highest Wage ▲▼
FOOD SCIENTISTS AND TECHNOLOGISTS - 19-1012	Graph	3 / 0.08%	\$91,487.67	\$70,000.00	\$59,463.00	\$145,000.00
MECHANICAL ENGINEERS, R&D - 17-2144	Graph	3 / 0.08%	\$66,432.47	\$63,835.00	\$60,000.00	\$75,462.40
PEDIATRICIANS, GENERAL - 29-1065	Graph	3 / 0.08%	\$155,066.67	\$156,800.00	\$150,000.00	\$158,400.00
PHYSICISTS - 19-2012	Graph	3 / 0.08%	\$75,498.67	\$54,000.00	\$47,496.00	\$125,000.00
SOFTWARE QUALITY ASSURANCE ENGINEERS AND TESTERS - 15-1199.01	Graph	3 / 0.08%	\$68,333.33	\$60,000.00	\$60,000.00	\$85,000.00
AGRICULTURAL ENGINEERS - 17-2021	Graph	2 / 0.05%	\$60,325.00	\$48,000.00	\$48,000.00	\$72,650.00
AGRICULTURAL SCIENCES TEACHERS, POSTSECONDARY - 25-1041	Graph	2 / 0.05%	\$80,004.00	\$80,004.00	\$80,004.00	\$80,004.00
ANESTHESIOLOGISTS - 29-1061	Graph	2 / 0.05%	\$312,500.00	\$270,000.00	\$270,000.00	\$355,000.00
ASTRONOMERS - 19-2011	Graph	2 / 0.05%	\$55,560.00	\$55,008.00	\$55,008.00	\$56,112.00
BIOMEDICAL ENGINEERS - 17-2031	Graph	2 / 0.05%	\$62,804.00	\$47,500.00	\$47,500.00	\$78,108.00
BOOKKEEPING, ACCOUNTING, AND AUDITING CLERKS - 43-3031	Graph	2 / 0.05%	\$34,934.00	\$29,370.00	\$29,370.00	\$40,498.00
CHEMICAL ENGINEERS - 17-2041	Graph	2 / 0.05%	\$75,285.70	\$65,270.40	\$65,270.40	\$85,301.00
CHIEF EXECUTIVES - 11-1011	Graph	2 / 0.05%	\$260,000.00	\$260,000.00	\$260,000.00	\$260,000.00
COMMERCIAL AND INDUSTRIAL DESIGNERS - 27-1021	Graph	2 / 0.05%	\$65,443.45	\$65,436.80	\$65,436.80	\$65,450.10
COMPLIANCE OFFICERS - 13-1041	Graph	2 / 0.05%	\$45,000.00	\$45,000.00	\$45,000.00	\$45,000.00
CREDIT ANALYSTS - 13-2041	Graph	2 / 0.05%	\$86,500.00	\$86,000.00	\$86,000.00	\$87,000.00
EDUCATION ADMINISTRATORS, POSTSECONDARY - 11-9033	Graph	2 / 0.05%	\$112,913.50	\$87,152.00	\$87,152.00	\$138,675.00
ELECTRICAL ENGINEERS, R&D - 17-2074	Graph	2 / 0.05%	\$76,000.00	\$62,000.00	\$62,000.00	\$90,000.00
FAMILY AND GENERAL PRACTITIONERS - 29-1062	Graph	2 / 0.05%	\$161,373.60	\$161,373.60	\$161,373.60	\$161,373.60
GENERAL AND OPERATIONS MANAGERS - 11-1021	Graph	2 / 0.05%	\$78,062.00	\$71,124.00	\$71,124.00	\$85,000.00
MANAGERS, ALL OTHER - 11-9199	Graph	2 / 0.05%	\$152,953.60	\$144,000.00	\$144,000.00	\$161,907.20
MENTAL HEALTH AND SUBSTANCE ABUSE SOCIAL WORKERS - 21-1023	Graph	2 / 0.05%	\$45,364.80	\$43,680.00	\$43,680.00	\$47,049.60
MICROBIOLOGISTS - 19-1022	Graph	2 / 0.05%	\$41,879.60	\$36,275.20	\$36,275.20	\$47,484.00
OBSTETRICIANS AND GYNECOLOGISTS - 29-1064	Graph	2 / 0.05%	\$59,446.00	\$59,446.00	\$59,446.00	\$59,446.00
POSTSECONDARY TEACHERS, ALL OTHER - 25-1199	Graph	2 / 0.05%	\$90,000.00	\$90,000.00	\$90,000.00	\$90,000.00
SALES ENGINEERS - 41-9031	Graph	2 / 0.05%	\$77,844.00	\$62,358.00	\$62,358.00	\$93,330.00
SOFTWARE DEVELOPER, APPLICATIONS - 15-1132	Graph	2 / 0.05%	\$78,270.00	\$77,500.00	\$77,500.00	\$79,040.00
SOFTWARE DEVELOPERS, APPLICATIONS, NON R&D - 15-1034	Graph	2 / 0.05%	\$69,116.16	\$67,676.04	\$67,676.04	\$70,556.28
SURGEONS - 29-1067	Graph	2 / 0.05%	\$298,813.50	\$297,627.00	\$297,627.00	\$300,000.00
ACCOUNTANTS - 13-2011	Graph	1 / 0.03%	\$42,702.40	\$42,702.40	\$42,702.40	\$42,702.40
ADMINISTRATIVE SERVICES MANAGERS - 11-3011	Graph	1 / 0.03%	\$61,000.00	\$61,000.00	\$61,000.00	\$61,000.00
ARCHITECTURAL AND CIVIL DRAFTERS - 17-3011	Graph	1 / 0.03%	\$47,000.00	\$47,000.00	\$47,000.00	\$47,000.00
ARCHITECTURE TEACHERS, POSTSECONDARY - 25-1031	Graph	1 / 0.03%	\$59,987.20	\$59,987.20	\$59,987.20	\$59,987.20
BUSINESS TEACHERS, POSTSECONDARY - 25-1011	Graph	1 / 0.03%	\$215,000.00	\$215,000.00	\$215,000.00	\$215,000.00
CARTOGRAPHERS AND PHOTOGRAMMETRISTS - 17-1021	Graph	1 / 0.03%	\$115,500.00	\$115,500.00	\$115,500.00	\$115,500.00
CLINICAL, COUNSELING, AND SCHOOL PSYCHOLOGISTS - 19-3031	Graph	1 / 0.03%	\$60,000.00	\$60,000.00	\$60,000.00	\$60,000.00
COMPUTER NETWORK ARCHITECTS, R&D - 15-1055	Graph	1 / 0.03%	\$120,372.00	\$120,372.00	\$120,372.00	\$120,372.00
COMPUTER PROGRAMMERS, NON R&D - 15-1022	Graph	1 / 0.03%	\$101,764.00	\$101,764.00	\$101,764.00	\$101,764.00

SOC_NAME - SOC_CODE ▲ ▼	Graph	Count / % ▲	Mean Wage ▲ ▼	Median Wage ▲ ▼	Lowest Wage ▲ ▼	Highest Wage ▲ ▼
COMPUTER SYSTEMS ENGINEERS/ARCHITECTS - 15-1199	Graph	1 / 0.03%	\$83,054.00	\$83,054.00	\$83,054.00	\$83,054.00
DATA WAREHOUSING SPECIALISTS - 15-1199.07	Graph	1 / 0.03%	\$70,000.00	\$70,000.00	\$70,000.00	\$70,000.00
DRAFTERS, ALL OTHER - 17-3019	Graph	1 / 0.03%	\$35,360.00	\$35,360.00	\$35,360.00	\$35,360.00
ECONOMISTS - 19-3011	Graph	1 / 0.03%	\$50,004.00	\$50,004.00	\$50,004.00	\$50,004.00
ELECTRICAL AND ELECTRONICS DRAFTERS - 17-3012	Graph	1 / 0.03%	\$45,000.00	\$45,000.00	\$45,000.00	\$45,000.00
ENVIRONMENTAL ENGINEERS - 17-2081	Graph	1 / 0.03%	\$100,000.00	\$100,000.00	\$100,000.00	\$100,000.00
FARMERS, RANCHERS, AND OTHER AGRICULTURAL MANAGERS - 11-9013	Graph	1 / 0.03%	\$50,086.40	\$50,086.40	\$50,086.40	\$50,086.40
FINANCIAL MANAGERS - 11-3031	Graph	1 / 0.03%	\$104,000.00	\$104,000.00	\$104,000.00	\$104,000.00
FOREIGN LANGUAGE AND LITERATURE TEACHERS, - 25-1124	Graph	1 / 0.03%	\$61,416.00	\$61,416.00	\$61,416.00	\$61,416.00
GEOGRAPHERS - 19-3092	Graph	1 / 0.03%	\$47,484.00	\$47,484.00	\$47,484.00	\$47,484.00
GEOGRAPHY TEACHERS, POSTSECONDARY - 25-1064	Graph	1 / 0.03%	\$75,000.00	\$75,000.00	\$75,000.00	\$75,000.00
GEOSCIENTISTS, EXCEPT HYDROLOGISTS AND GEOGRAPHERS - 19-2042	Graph	1 / 0.03%	\$60,600.00	\$60,600.00	\$60,600.00	\$60,600.00
INDUSTRIAL PRODUCTION MANAGERS - 11-3051	Graph	1 / 0.03%	\$70,000.00	\$70,000.00	\$70,000.00	\$70,000.00
INSTRUCTIONAL COORDINATORS - 25-9031	Graph	1 / 0.03%	\$87,152.04	\$87,152.04	\$87,152.04	\$87,152.04
LAWYERS - 23-1011	Graph	1 / 0.03%	\$70,000.00	\$70,000.00	\$70,000.00	\$70,000.00
LIFE SCIENTISTS, ALL OTHER - 19-1099	Graph	1 / 0.03%	\$120,000.00	\$120,000.00	\$120,000.00	\$120,000.00
MANAGEMENT ANALYST - 13-1111	Graph	1 / 0.03%	\$102,660.00	\$102,660.00	\$102,660.00	\$102,660.00
MARKETING MANAGERS - 11-2021	Graph	1 / 0.03%	\$83,096.00	\$83,096.00	\$83,096.00	\$83,096.00
MECHANICAL ENGINEERS - 17-2141.00	Graph	1 / 0.03%	\$108,000.00	\$108,000.00	\$108,000.00	\$108,000.00
MEDICAL AND CLINICAL LABORATORY TECHNOLOGISTS - 29-2011	Graph	1 / 0.03%	\$41,184.00	\$41,184.00	\$41,184.00	\$41,184.00
MEDICAL RECORDS AND HEALTH INFORMATION TECHNICIANS - 29-2071	Graph	1 / 0.03%	\$55,000.00	\$55,000.00	\$55,000.00	\$55,000.00
OPERATIONS RESEARCH ANALYST - 15-2031	Graph	1 / 0.03%	\$70,000.00	\$70,000.00	\$70,000.00	\$70,000.00
PHYSICS TEACHERS, POSTSECONDARY - 25-1054	Graph	1 / 0.03%	\$90,672.00	\$90,672.00	\$90,672.00	\$90,672.00
PROSTHODONTISTS - 29-1024	Graph	1 / 0.03%	\$98,000.00	\$98,000.00	\$98,000.00	\$98,000.00
PSYCHOLOGY TEACHERS, POSTSECONDARY - 25-1066	Graph	1 / 0.03%	\$50,460.00	\$50,460.00	\$50,460.00	\$50,460.00
PUBLIC RELATIONS SPECIALISTS - 27-3031	Graph	1 / 0.03%	\$39,520.00	\$39,520.00	\$39,520.00	\$39,520.00
PURCHASING MANAGERS - 11-3061	Graph	1 / 0.03%	\$160,000.00	\$160,000.00	\$160,000.00	\$160,000.00
SALES REPRESENTATIVES, WHOLESALE AND - 41-4011	Graph	1 / 0.03%	\$87,069.00	\$87,069.00	\$87,069.00	\$87,069.00
SOCIAL AND COMMUNITY SERVICE MANAGERS - 11-9151	Graph	1 / 0.03%	\$52,000.00	\$52,000.00	\$52,000.00	\$52,000.00
SOCIAL SCIENCE RESEARCH ASSISTANTS - 19-4061	Graph	1 / 0.03%	\$40,000.08	\$40,000.08	\$40,000.08	\$40,000.08
SOCIOLOGISTS - 19-3041	Graph	1 / 0.03%	\$60,000.00	\$60,000.00	\$60,000.00	\$60,000.00
SOFTWARE DEVELOPERS, APPLICATIONS, R&D - 15-1035	Graph	1 / 0.03%	\$99,164.00	\$99,164.00	\$99,164.00	\$99,164.00
SOFTWARE DEVELOPERS, SYSTEMS SOFTWARE - 15-1133.00	Graph	1 / 0.03%	\$90,438.00	\$90,438.00	\$90,438.00	\$90,438.00
SOIL AND PLANT SCIENTISTS - 19-1013	Graph	1 / 0.03%	\$48,000.00	\$48,000.00	\$48,000.00	\$48,000.00
STATISTICAL ASSISTANTS - 43-9111	Graph	1 / 0.03%	\$50,246.00	\$50,246.00	\$50,246.00	\$50,246.00
TRANSPORTATION, STORAGE, AND DISTRIBUTION MANAGERS - 11-3071	Graph	1 / 0.03%	\$54,000.00	\$54,000.00	\$54,000.00	\$54,000.00
URBAN AND REGIONAL PLANNERS - 19-3051	Graph	1 / 0.03%	\$60,000.00	\$60,000.00	\$60,000.00	\$60,000.00

Summary - Worksite Locations

Lat Lng count: 311

Latitude: 39.852725 Longitude: -82.943582

Employer Name/Worksite Address	Graph	Count	Mean Wage	Median Wage	Lowest Wage	Highest Wage
ART.COM, INC., 4000 CREEKSIDE PARKWAY, LOCKBOURNE, OH (https://www.google.com/maps/place/4000%20CREEKSIDE%20PARKWAY,LOCKBOURNE,OH)	Graph	1	\$100,000.00	\$100,000.00	\$100,000.00	\$100,000.00
Totals	Graph	1	\$100,000.00	\$100,000.00	\$100,000.00	\$100,000.00

Latitude: 39.872884 Longitude: -82.898377

Employer Name/Worksite Address	Graph	Count	Mean Wage	Median Wage	Lowest Wage	Highest Wage
AMERICAN ELECTRIC POWER, 4001 BIXBY RD., GROVEPORT, OH (https://www.google.com/maps/place/4001%20BIXBY%20RD.,GROVEPORT,OH)	Graph	1	\$65,000.00	\$65,000.00	\$65,000.00	\$65,000.00
Totals	Graph	1	\$65,000.00	\$65,000.00	\$65,000.00	\$65,000.00

Latitude: 39.874868 Longitude: -82.882608

Employer Name/Worksite Address	Graph	Count	Mean Wage	Median Wage	Lowest Wage	Highest Wage
CYIENT INC., 4615 HOMER OHIO LANE, GROVEPORT, OH (https://www.google.com/maps/place/4615%20HOMER%20OHIO%20LANE,GROVEPORT,OH)	Graph	1	\$64,106.00	\$64,106.00	\$64,106.00	\$64,106.00
Totals	Graph	1	\$64,106.00	\$64,106.00	\$64,106.00	\$64,106.00

Latitude: 39.882703 Longitude: -82.883471

Employer Name/Worksite Address	Graph	Count	Mean Wage	Median Wage	Lowest Wage	Highest Wage
AMERICAN ELECTRIC POWER, 4500 SOUTH HAMILTON ROAD, GROVEPORT, OH (https://www.google.com/maps/place/4500%20SOUTH%20HAMILTON%20ROAD,GROVEPORT,OH)	Graph	1	\$96,616.00	\$96,616.00	\$96,616.00	\$96,616.00
MANIFEST SOLUTIONS CORPORATION, 4500 S HAMILTON ROAD, GROVEPORT, OH (https://www.google.com/maps/place/4500%20S%20HAMILTON%20ROAD,GROVEPORT,OH)	Graph	2	\$94,000.00	\$80,000.00	\$80,000.00	\$108,000.00
Totals	Graph	3	\$94,872.00	\$96,616.00	\$80,000.00	\$108,000.00

Latitude: 39.9135 Longitude: -82.818771

Employer Name/Worksite Address	Graph	Count	Mean Wage	Median Wage	Lowest Wage	Highest Wage
FREEDOM MORTGAGE CORPORATION, 3431 TRENTSHIRE DR, CANAL WINCHESTER, OH (https://www.google.com/maps/place/3431%20TRENTSHIRE%20DR,CANAL%20WINCHESTER,OH)	Graph	1	\$104,040.00	\$104,040.00	\$104,040.00	\$104,040.00
Totals	Graph	1	\$104,040.00	\$104,040.00	\$104,040.00	\$104,040.00

Latitude: 39.913887 Longitude: -83.092671

Employer Name/Worksite Address	Graph	Count	Mean Wage	Median Wage	Lowest Wage	Highest Wage
THE HUNTINGTON NATIONAL BANK, 41 SOUTH HIGH STREET, COLUMBUS, OH (https://www.google.com/maps/place/41%20SOUTH%20HIGH%20STREET,COLUMBUS,OH)	Graph	45	\$92,534.58	\$90,000.00	\$46,800.00	\$140,000.00
Totals	Graph	45	\$92,534.58	\$90,000.00	\$46,800.00	\$140,000.00

Employer Name/Worksite Address	Graph	Count	Mean Wage	Median Wage	Lowest Wage	Highest Wage
--------------------------------	-------	-------	-----------	-------------	-------------	--------------

Employer Name/Worksite Address	Graph	Count	Mean Wage	Median Wage	Lowest Wage	Highest Wage
THE HUNTINGTON NATIONAL BANK, 41 S. HIGH STREET, COLUMBUS, OH (https://www.google.com/maps/place/41%20S.%20HIGH%20STREET,COLUMBUS,OH)	Graph	2	\$64,157.50	\$46,800.00	\$46,800.00	\$81,515.00
THE HUNTINGTON NATIONAL BANK, 41 SOUTH HIGH STREET, COLUMBUS, OH (https://www.google.com/maps/place/41%20SOUTH%20HIGH%20STREET,COLUMBUS,OH)	Graph	2	\$105,000.00	\$90,000.00	\$90,000.00	\$120,000.00
THE HUNTINGTON NATIONAL BANK, 41 S. HIGH ST., COLUMBUS, OH (https://www.google.com/maps/place/41%20S.%20HIGH%20ST.,COLUMBUS,OH)	Graph	3	\$98,333.33	\$90,000.00	\$65,000.00	\$140,000.00
Totals	Graph	7	\$90,473.57	\$90,000.00	\$46,800.00	\$140,000.00

Latitude: 39.918266 Longitude: -82.965684

Employer Name/Employer Address	Graph	Count	Mean Wage	Median Wage	Lowest Wage	Highest Wage
N WASSERSTROM & SONS INC, 2300 LOCKBOURNE ROAD, COLUMBUS, OH (https://www.google.com/maps/place/2300%20LOCKBOURNE%20ROAD,COLUMBUS,OH)	Graph	1	\$67,000.00	\$67,000.00	\$67,000.00	\$67,000.00
Totals	Graph	1	\$67,000.00	\$67,000.00	\$67,000.00	\$67,000.00

Employer Name/Worksite Address	Graph	Count	Mean Wage	Median Wage	Lowest Wage	Highest Wage
N WASSERSTROM & SONS INC, 2300 LOCKBOURNE ROAD, COLUMBUS, OH (https://www.google.com/maps/place/2300%20LOCKBOURNE%20ROAD,COLUMBUS,OH)	Graph	1	\$67,000.00	\$67,000.00	\$67,000.00	\$67,000.00
Totals	Graph	1	\$67,000.00	\$67,000.00	\$67,000.00	\$67,000.00

Latitude: 39.926686 Longitude: -82.942022

Employer Name/Employer Address	Graph	Count	Mean Wage	Median Wage	Lowest Wage	Highest Wage
BOSS DISPLAY CORPORATION, 2001 CAMARO AVENUE, COLUMBUS, OH (https://www.google.com/maps/place/2001%20CAMARO%20AVENUE,COLUMBUS,OH)	Graph	1	\$35,360.00	\$35,360.00	\$35,360.00	\$35,360.00
Totals	Graph	1	\$35,360.00	\$35,360.00	\$35,360.00	\$35,360.00

Employer Name/Worksite Address	Graph	Count	Mean Wage	Median Wage	Lowest Wage	Highest Wage
BOSS DISPLAY CORPORATION, 2001 CAMARO AVENUE, COLUMBUS, OH (https://www.google.com/maps/place/2001%20CAMARO%20AVENUE,COLUMBUS,OH)	Graph	1	\$35,360.00	\$35,360.00	\$35,360.00	\$35,360.00
Totals	Graph	1	\$35,360.00	\$35,360.00	\$35,360.00	\$35,360.00

Latitude: 39.926738 Longitude: -82.816123

Employer Name/Employer Address	Graph	Count	Mean Wage	Median Wage	Lowest Wage	Highest Wage
WALLICK COMPANIES, LLC, 6880 TUSSING RD., REYNOLDSBURG, OH (https://www.google.com/maps/place/6880%20TUSSING%20RD.,REYNOLDSBURG,OH)	Graph	2	\$47,004.50	\$46,509.00	\$46,509.00	\$47,500.00
Totals	Graph	2	\$47,004.50	\$46,509.00	\$46,509.00	\$47,500.00

Employer Name/Worksite Address	Graph	Count	Mean Wage	Median Wage	Lowest Wage	Highest Wage
WALLICK COMPANIES, LLC, 6880 TUSSING RD., REYNOLDSBURG, OH (https://www.google.com/maps/place/6880%20TUSSING%20RD.,REYNOLDSBURG,OH)	Graph	2	\$47,004.50	\$46,509.00	\$46,509.00	\$47,500.00
Totals	Graph	2	\$47,004.50	\$46,509.00	\$46,509.00	\$47,500.00

Latitude: 39.926897 Longitude: -82.819758

Employer Name/Worksite Address	Graph	Count	Mean Wage	Median Wage	Lowest Wage	Highest Wage
PRICEWATERHOUSECOOPERS LLP, 6700 TUSSING ROAD, COLUMBUS, OH (https://www.google.com/maps/place/6700%20TUSSING%20ROAD,COLUMBUS,OH)	Graph	1	\$66,100.00	\$66,100.00	\$66,100.00	\$66,100.00
Totals	Graph	1	\$66,100.00	\$66,100.00	\$66,100.00	\$66,100.00

Latitude: 39.928331 Longitude: -83.035075

Employer Name/Worksite Address	Graph	Count	Mean Wage	Median Wage	Lowest Wage	Highest Wage
IKON SOFTWARE SERVICES, OH-DOT, 1980 WEST BROAD STREET, COLUMBUS, OH (https://www.google.com/maps/place/OH-DOT,%201980%20WEST%20BROAD%20STREET,COLUMBUS,OH)	Graph	1	\$69,826.00	\$69,826.00	\$69,826.00	\$69,826.00
DOLI SYSTEMS INC., OHIO DEPARTMENT OF PUBLIC SAFETY, COLUMBUS, OH (https://www.google.com/maps/place/OHIO%20DEPARTMENT%20OF%20PUBLIC%20SAFETY,COLUMBUS,OH)	Graph	2	\$65,000.00	\$65,000.00	\$65,000.00	\$65,000.00
Totals	Graph	3	\$66,608.67	\$65,000.00	\$65,000.00	\$69,826.00

Latitude: 39.932658 Longitude: -82.830814

Employer Name/Worksite Address	Graph	Count	Mean Wage	Median Wage	Lowest Wage	Highest Wage
OCEAN BLUE SOLUTIONS, INC., 2539 BRICE ROAD, REYNOLDSBURG, OH (https://www.google.com/maps/place/2539%20BRICE%20ROAD,REYNOLDSBURG,OH)	Graph	1	\$46,051.00	\$46,051.00	\$46,051.00	\$46,051.00
Totals	Graph	1	\$46,051.00	\$46,051.00	\$46,051.00	\$46,051.00

Latitude: 39.935028 Longitude: -82.873988

Employer Name/Employer Address	Graph	Count	Mean Wage	Median Wage	Lowest Wage	Highest Wage
BRISKHEAT CORPORATION, 4800 HILTON CORPORATE DRIVE, COLUMBUS, OH (https://www.google.com/maps/place/4800%20HILTON%20CORPORATE%20DRIVE,COLUMBUS,OH)	Graph	1	\$62,358.00	\$62,358.00	\$62,358.00	\$62,358.00
Totals	Graph	1	\$62,358.00	\$62,358.00	\$62,358.00	\$62,358.00

Employer Name/Worksite Address	Graph	Count	Mean Wage	Median Wage	Lowest Wage	Highest Wage
BRISKHEAT CORPORATION, 4800 HILTON CORPORATE DRIVE, COLUMBUS, OH (https://www.google.com/maps/place/4800%20HILTON%20CORPORATE%20DRIVE,COLUMBUS,OH)	Graph	1	\$62,358.00	\$62,358.00	\$62,358.00	\$62,358.00
Totals	Graph	1	\$62,358.00	\$62,358.00	\$62,358.00	\$62,358.00

Latitude: 39.939549 Longitude: -82.830061

Employer Name/Employer Address	Graph	Count	Mean Wage	Median Wage	Lowest Wage	Highest Wage
TRACIR FINANCIAL SERVICES, 2040 BRICE ROAD, REYNOLDSBURG, OH (https://www.google.com/maps/place/2040%20BRICE%20ROAD,REYNOLDSBURG,OH)	Graph	3	\$167,964.80	\$199,992.00	\$100,000.00	\$203,902.40
Totals	Graph	3	\$167,964.80	\$199,992.00	\$100,000.00	\$203,902.40

Employer Name/Worksite Address	Graph	Count	Mean Wage	Median Wage	Lowest Wage	Highest Wage
TRACIR FINANCIAL SERVICES, 2040 BRICE ROAD, REYNOLDSBURG, OH (https://www.google.com/maps/place/2040%20BRICE%20ROAD,REYNOLDSBURG,OH)	Graph	3	\$167,964.80	\$199,992.00	\$100,000.00	\$203,902.40
Totals	Graph	3	\$167,964.80	\$199,992.00	\$100,000.00	\$203,902.40

Latitude: 39.942215 Longitude: -82.973723

Employer Name/Worksite Address	Graph	Count	Mean Wage	Median Wage	Lowest Wage	Highest Wage
A4SOFTECH LLC, GRANGE INSURANCE, COLUMBUS, OH (https://www.google.com/maps/place/GRANGE%20INSURANCE,COLUMBUS,OH)	Graph	1	\$60,000.00	\$60,000.00	\$60,000.00	\$60,000.00
KK ASSOCIATES, LLC, 30 EAST BROAD STREET, COLUMBUS, OH (https://www.google.com/maps/place/30%20EAST%20BROAD%20STREET,COLUMBUS,OH)	Graph	1	\$90,000.00	\$90,000.00	\$90,000.00	\$90,000.00
LOGIC PLANET, INC., 671 S HIGH STM, COLUMBUS, OH (https://www.google.com/maps/place/671%20S%20HIGH%20STM,COLUMBUS,OH)	Graph	1	\$71,906.00	\$71,906.00	\$71,906.00	\$71,906.00
SLIQ INFORMATION TECHNOLOGIES INC., GRANGE INSURANCE, 671 S. HIGH ST., COLUMBUS, OH (https://www.google.com/maps/place/GRANGE%20INSURANCE,%20671%20S.%20HIGH%20ST.,COLUMBUS,OH)	Graph	2	\$87,406.50	\$84,000.00	\$84,000.00	\$90,811.00
Totals	Graph	5	\$79,343.80	\$84,000.00	\$60,000.00	\$90,811.00

Latitude: 39.943328 Longitude: -82.853125

Employer Name/Worksite Address	Graph	Count	Mean Wage	Median Wage	Lowest Wage	Highest Wage
DATAFORMIX TECHNOLOGIES, INC, 5303 E. LIVINGSTON AVENUE, COLUMBUS, OH (https://www.google.com/maps/place/5303%20E.%20LIVINGSTON%20AVENUE,COLUMBUS,OH)	Graph	20	\$65,000.00	\$65,000.00	\$65,000.00	\$65,000.00
Totals	Graph	20	\$65,000.00	\$65,000.00	\$65,000.00	\$65,000.00

Latitude: 39.943823 Longitude: -83.043222

Employer Name/Employer Address	Graph	Count	Mean Wage	Median Wage	Lowest Wage	Highest Wage
LIFECARE ALLIANCE, 1699 W MOUND ST, COLUMBUS, OH (https://www.google.com/maps/place/1699%20W%20MOUND%20ST,COLUMBUS,OH)	Graph	1	\$48,729.00	\$48,729.00	\$48,729.00	\$48,729.00
Totals	Graph	1	\$48,729.00	\$48,729.00	\$48,729.00	\$48,729.00

Employer Name/Worksite Address	Graph	Count	Mean Wage	Median Wage	Lowest Wage	Highest Wage
LIFECARE ALLIANCE, 1699 W MOUND ST, COLUMBUS, OH (https://www.google.com/maps/place/1699%20W%20MOUND%20ST,COLUMBUS,OH)	Graph	1	\$48,729.00	\$48,729.00	\$48,729.00	\$48,729.00
Totals	Graph	1	\$48,729.00	\$48,729.00	\$48,729.00	\$48,729.00

Latitude: 39.948552 Longitude: -83.1544

Employer Name/Employer Address	Graph	Count	Mean Wage	Median Wage	Lowest Wage	Highest Wage
SUPER DEAL AUTO GROUP, LLC, 130 GALLOWAY ROAD, GALLOWAY, OH (https://www.google.com/maps/place/130%20GALLOWAY%20ROAD,GALLOWAY,OH)	Graph	7	\$52,428.57	\$53,000.00	\$43,000.00	\$63,000.00
Totals	Graph	7	\$52,428.57	\$53,000.00	\$43,000.00	\$63,000.00

Employer Name/Worksite Address	Graph	Count	Mean Wage	Median Wage	Lowest Wage	Highest Wage
SUPER DEAL AUTO GROUP, LLC, 130 GALLOWAY ROAD, GALLOWAY, OH (https://www.google.com/maps/place/130%20GALLOWAY%20ROAD,GALLOWAY,OH)	Graph	7	\$52,428.57	\$53,000.00	\$43,000.00	\$63,000.00
Totals	Graph	7	\$52,428.57	\$53,000.00	\$43,000.00	\$63,000.00

Latitude: 39.949407 Longitude: -83.022161

Employer Name/Worksite Address	Graph	Count	Mean Wage	Median Wage	Lowest Wage	Highest Wage
SARKIT, INC., 855 W. MOUND ST., COLUMBUS, OH (https://www.google.com/maps/place/855%20W.%20MOUND%20ST.,COLUMBUS,OH)	Graph	1	\$70,000.00	\$70,000.00	\$70,000.00	\$70,000.00
Totals	Graph	1	\$70,000.00	\$70,000.00	\$70,000.00	\$70,000.00

Latitude: 39.95047 Longitude: -82.929287

Employer Name/Employer Address	Graph	Count	Mean Wage	Median Wage	Lowest Wage	Highest Wage
LEO MANNA SOLUTIONS, LLC, 929 VERNON ROAD, BEXLEY, OH (https://www.google.com/maps/place/929%20VERNON%20ROAD,BEXLEY,OH)	Graph	1	\$55,931.00	\$55,931.00	\$55,931.00	\$55,931.00
Totals	Graph	1	\$55,931.00	\$55,931.00	\$55,931.00	\$55,931.00

Employer Name/Worksite Address	Graph	Count	Mean Wage	Median Wage	Lowest Wage	Highest Wage
LEO MANNA SOLUTIONS, LLC, 929 VERNON ROAD, BEXLEY, OH (https://www.google.com/maps/place/929%20VERNON%20ROAD,BEXLEY,OH)	Graph	1	\$55,931.00	\$55,931.00	\$55,931.00	\$55,931.00
Totals	Graph	1	\$55,931.00	\$55,931.00	\$55,931.00	\$55,931.00

Latitude: 39.95193 Longitude: -83.137148

Employer Name/Worksite Address	Graph	Count	Mean Wage	Median Wage	Lowest Wage	Highest Wage
OHIOHEALTH PHYSICIAN GROUP, INC., 5100 WEST BROAD STREET, COLUMBUS, OH (https://www.google.com/maps/place/5100%20WEST%20BROAD%20STREET,COLUMBUS,OH)	Graph	2	\$210,396.00	\$210,392.00	\$210,392.00	\$210,400.00
Totals	Graph	2	\$210,396.00	\$210,392.00	\$210,392.00	\$210,400.00

Latitude: 39.952408 Longitude: -82.978367

Employer Name/Employer Address	Graph	Count	Mean Wage	Median Wage	Lowest Wage	Highest Wage
CHILDREN'S SURGICAL ASSOCIATES, CORP AT NATIONWIDE CHILDREN'S HOSPITAL, 700 CHILDREN'S DRIVE, COLUMBUS, OH (https://www.google.com/maps/place/700%20CHILDREN'S%20DRIVE,COLUMBUS,OH)	Graph	1	\$300,000.00	\$300,000.00	\$300,000.00	\$300,000.00
NATIONWIDE CHILDREN'S HOSPITAL, 700 CHILDREN'S DRIVE, COLUMBUS, OH (https://www.google.com/maps/place/700%20CHILDREN'S%20DRIVE,COLUMBUS,OH)	Graph	16	\$114,879.79	\$66,645.00	\$47,049.60	\$355,000.00
THE RESEARCH INSTITUTE AT NATIONWIDE CHILDREN'S HOSPITAL, 700 CHILDREN'S DRIVE, COLUMBUS, OH (https://www.google.com/maps/place/700%20CHILDREN'S%20DRIVE,COLUMBUS,OH)	Graph	24	\$56,403.34	\$48,909.12	\$37,007.36	\$125,000.00
Totals	Graph	41	\$85,164.80	\$58,560.00	\$37,007.36	\$355,000.00

Employer Name/Worksite Address	Graph	Count	Mean Wage	Median Wage	Lowest Wage	Highest Wage
NATIONWIDE CHILDREN'S HOSPITAL, 700 CHILDRENS DR., COLUMBUS, OH (https://www.google.com/maps/place/700%20CHILDRENS%20DR.,COLUMBUS,OH)	Graph	1	\$297,627.00	\$297,627.00	\$297,627.00	\$297,627.00
THE OHIO STATE UNIVERSITY, 700 CHILDRENS DRIVE, COLUMBUS, OH (https://www.google.com/maps/place/700%20CHILDRENS%20DRIVE,COLUMBUS,OH)	Graph	1	\$134,222.40	\$134,222.40	\$134,222.40	\$134,222.40
THE RESEARCH INSTITUTE AT NATIONWIDE CHILDREN'S HOSPITAL, 700 CHILDREN'S DRIVE, COLUMBUS, OH (https://www.google.com/maps/place/700%20CHILDREN'S%20DRIVE,COLUMBUS,OH)	Graph	31	\$96,354.41	\$64,337.00	\$38,552.00	\$355,000.00
Totals	Graph	33	\$103,601.10	\$64,337.00	\$38,552.00	\$355,000.00

Latitude: 39.952559 Longitude: -83.113019

Employer Name/Worksite Address	Graph	Count	Mean Wage	Median Wage	Lowest Wage	Highest Wage
POPULUS GROUP LLC, 3 NATIONWIDE PLAZA, COLUMBUS, OH (https://www.google.com/maps/place/3%20NATIONWIDE%20PLAZA,COLUMBUS,OH)	Graph	2	\$90,324.00	\$83,200.00	\$83,200.00	\$97,448.00
Totals	Graph	2	\$90,324.00	\$83,200.00	\$83,200.00	\$97,448.00

Latitude: 39.954203 Longitude: -83.004695

Employer Name/Worksite Address	Graph	Count	Mean Wage	Median Wage	Lowest Wage	Highest Wage
COVERMYMEDS, LLC, 2 MIRINOVA PLACE, COLUMBUS, OH (https://www.google.com/maps/place/2%20MIRINOVA%20PLACE,COLUMBUS,OH)	Graph	3	\$73,333.33	\$70,000.00	\$65,000.00	\$85,000.00
Totals	Graph	3	\$73,333.33	\$70,000.00	\$65,000.00	\$85,000.00

Latitude: 39.954414 Longitude: -82.999201

Employer Name/Worksite Address	Graph	Count	Mean Wage	Median Wage	Lowest Wage	Highest Wage
POPULUS GROUP LLC, 373 S. HIGH STREET, COLUMBUS, OH (https://www.google.com/maps/place/373%20S.%20HIGH%20STREET,COLUMBUS,OH)	Graph	1	\$87,360.00	\$87,360.00	\$87,360.00	\$87,360.00
UNITED SOFTWARE GROUP INC., 373 S. HIGH ST., COLUMBUS, OH (https://www.google.com/maps/place/373%20S.%20HIGH%20ST.,COLUMBUS,OH)	Graph	1	\$95,000.00	\$95,000.00	\$95,000.00	\$95,000.00
V-SOFT CONSULTING GROUP, INC, 373 S. HIGH ST, FLOOR 9, COLUMBUS, OH (https://www.google.com/maps/place/373%20S.%20HIGH%20ST,%20FLOOR%209,COLUMBUS,OH)	Graph	1	\$84,000.00	\$84,000.00	\$84,000.00	\$84,000.00
WEBZION L.L.C, FRANKLIN COUNTY DATA CENTER, COLUMBUS, OH (https://www.google.com/maps/place/FRANKLIN%20COUNTY%20DATA%20CENTER,COLUMBUS,OH)	Graph	1	\$63,000.00	\$63,000.00	\$63,000.00	\$63,000.00
OPEN SYSTEMS TECHNOLOGIES INC, 373 S HIGH STREET, COLUMBUS, OH (https://www.google.com/maps/place/373%20S%20HIGH%20STREET,COLUMBUS,OH)	Graph	3	\$128,960.00	\$120,640.00	\$120,640.00	\$145,600.00
Totals	Graph	7	\$102,320.00	\$95,000.00	\$63,000.00	\$145,600.00

Latitude: 39.955059 Longitude: -82.851298

Employer Name/Employer Address	Graph	Count	Mean Wage	Median Wage	Lowest Wage	Highest Wage
EC CONSULTING, INC, 1197 NOE BIXBY RD, COLUMBUS, OH (https://www.google.com/maps/place/1197%20NOE%20BIXBY%20RD,COLUMBUS,OH)	Graph	1	\$39,520.00	\$39,520.00	\$39,520.00	\$39,520.00
Totals	Graph	1	\$39,520.00	\$39,520.00	\$39,520.00	\$39,520.00

Employer Name/Worksite Address	Graph	Count	Mean Wage	Median Wage	Lowest Wage	Highest Wage
EC CONSULTING, INC, 1197 NOE BIXBY RD, COLUMBUS, OH (https://www.google.com/maps/place/1197%20NOE%20BIXBY%20RD,COLUMBUS,OH)	Graph	1	\$39,520.00	\$39,520.00	\$39,520.00	\$39,520.00
Totals	Graph	1	\$39,520.00	\$39,520.00	\$39,520.00	\$39,520.00

Latitude: 39.955317 Longitude: -82.873653

Employer Name/Worksite Address	Graph	Count	Mean Wage	Median Wage	Lowest Wage	Highest Wage
RAPIDIT INC., PNC SERVICE CENTER 1, COLUMBUS, OH (https://www.google.com/maps/place/PNC%20SERVICE%20CENTER%201,COLUMBUS,OH)	Graph	1	\$78,000.00	\$78,000.00	\$78,000.00	\$78,000.00
SUNRAY INFORMATICS INC., PNC FINANCIAL, COLUMBUS, OH (https://www.google.com/maps/place/PNC%20FINANCIAL,COLUMBUS,OH)	Graph	1	\$60,000.00	\$60,000.00	\$60,000.00	\$60,000.00
TATA CONSULTANCY SERVICES LIMITED, 4653 E MAIN STREET, COLUMBUS, OH (https://www.google.com/maps/place/4653%20E%20MAIN%20STREET,COLUMBUS,OH)	Graph	1	\$62,005.00	\$62,005.00	\$62,005.00	\$62,005.00
TATA CONSULTANCY SERVICES LIMITED, 4653 EAST MAIN ST, COLUMBUS, OH (https://www.google.com/maps/place/4653%20EAST%20MAIN%20ST,COLUMBUS,OH)	Graph	1	\$89,250.00	\$89,250.00	\$89,250.00	\$89,250.00
THE PNC FINANCIAL SERVICES GROUP, INC., 4653 EAST MAIN STREET, WHITEHALL, OH (https://www.google.com/maps/place/4653%20EAST%20MAIN%20STREET,WHITEHALL,OH)	Graph	1	\$97,650.00	\$97,650.00	\$97,650.00	\$97,650.00
TECHLAND INC, 4653 EAST MAIN STREET, COLUMBUS, OH (https://www.google.com/maps/place/4653%20EAST%20MAIN%20STREET,COLUMBUS,OH)	Graph	6	\$81,521.83	\$88,000.00	\$56,638.00	\$95,000.00
Totals	Graph	11	\$79,639.64	\$88,000.00	\$56,638.00	\$97,650.00

Latitude: 39.955657 Longitude: -83.002847

Employer Name/Worksite Address	Graph	Count	Mean Wage	Median Wage	Lowest Wage	Highest Wage
POPULUS GROUP LLC, NATIONWIDE PLAZA 2, COLUMBUS, OH (https://www.google.com/maps/place/NATIONWIDE%20PLAZA%202,COLUMBUS,OH)	Graph	1	\$113,360.00	\$113,360.00	\$113,360.00	\$113,360.00
POPULUS GROUP LLC, NATIONWIFE PLAZA 2, COLUMBUS, OH (https://www.google.com/maps/place/NATIONWIFE%20PLAZA%202,COLUMBUS,OH)	Graph	1	\$113,360.00	\$113,360.00	\$113,360.00	\$113,360.00
Totals	Graph	2	\$113,360.00	\$113,360.00	\$113,360.00	\$113,360.00

Latitude: 39.955967 Longitude: -83.053971

Employer Name/Worksite Address	Graph	Count	Mean Wage	Median Wage	Lowest Wage	Highest Wage
RELIABLE SOFTWARE RESOURCES, INC., 1980 W BROAD ST, COLUMBUS, OH (https://www.google.com/maps/place/1980%20W%20BROAD%20ST,COLUMBUS,OH)	Graph	1	\$80,000.00	\$80,000.00	\$80,000.00	\$80,000.00
TRINITY CONSULTING, INC., 1980 WEST BROAD ST, COLUMBUS, OH (https://www.google.com/maps/place/1980%20WEST%20BROAD%20ST,COLUMBUS,OH)	Graph	1	\$65,000.00	\$65,000.00	\$65,000.00	\$65,000.00
BUSINESS INTELLI SOLUTIONS, INC., 1980 W. BROAD STREET, COLUMBUS, OH (https://www.google.com/maps/place/1980%20W.%20BROAD%20STREET,COLUMBUS,OH)	Graph	2	\$67,721.00	\$60,000.00	\$60,000.00	\$75,442.00
GLOBAL SUMI TECHNOLOGIES, INC., 1980 W BROAD STREET, COLUMBUS, OH (https://www.google.com/maps/place/1980%20W%20BROAD%20STREET,COLUMBUS,OH)	Graph	2	\$90,000.00	\$90,000.00	\$90,000.00	\$90,000.00
ERP ANALYSTS, INC., 1980 WEST BROAD STREET, COLUMBUS, OH (https://www.google.com/maps/place/1980%20WEST%20BROAD%20STREET,COLUMBUS,OH)	Graph	15	\$77,179.36	\$71,614.40	\$60,000.00	\$90,584.00
Totals	Graph	21	\$77,053.92	\$71,614.40	\$60,000.00	\$90,584.00

Latitude: 39.955987 Longitude: -83.053506

Employer Name/Worksite Address	Graph	Count	Mean Wage	Median Wage	Lowest Wage	Highest Wage
FOCUSOFT TECH, INC., 1970 W. BROAD STREET, COLUMBUS, OH (https://www.google.com/maps/place/1970%20W.%20BROAD%20STREET,COLUMBUS,OH)	Graph	1	\$98,000.00	\$98,000.00	\$98,000.00	\$98,000.00
GREEN IT SOLUTIONS INC, 1970 WEST BROAD ST, COLUMBUS, OH (https://www.google.com/maps/place/1970%20WEST%20BROAD%20ST,COLUMBUS,OH)	Graph	1	\$63,814.00	\$63,814.00	\$63,814.00	\$63,814.00
WEB YOGA, INC., 1970 WEST BROAD ST., COLUMBUS, OH (https://www.google.com/maps/place/1970%20WEST%20BROAD%20ST.,COLUMBUS,OH)	Graph	1	\$60,000.00	\$60,000.00	\$60,000.00	\$60,000.00
RESOURCE LOGISTICS, INC., 1970 W BROAD ST, COLUMBUS, OH (https://www.google.com/maps/place/1970%20W%20BROAD%20ST,COLUMBUS,OH)	Graph	3	\$69,940.67	\$75,000.00	\$58,822.00	\$76,000.00
AMERICAN BUSINESS SOLUTIONS, INC., 1970 W BROAD STREET, COLUMBUS, OH (https://www.google.com/maps/place/1970%20W%20BROAD%20STREET,COLUMBUS,OH)	Graph	4	\$77,800.00	\$75,000.00	\$75,000.00	\$83,200.00
S&R PROFESSIONALS,L.P., 1970 W BROAD ST., COLUMBUS, OH (https://www.google.com/maps/place/1970%20W%20BROAD%20ST.,COLUMBUS,OH)	Graph	5	\$75,441.60	\$83,200.00	\$60,000.00	\$90,000.00
DEVICARE SOLUTIONS, LTD., 1970 WEST BROAD STREET, COLUMBUS, OH (https://www.google.com/maps/place/1970%20WEST%20BROAD%20STREET,COLUMBUS,OH)	Graph	6	\$75,166.67	\$66,000.00	\$65,000.00	\$104,500.00
Totals	Graph	21	\$74,811.62	\$75,000.00	\$58,822.00	\$104,500.00

Latitude: 39.95601 Longitude: -83.0067

Employer Name/Worksite Address	Graph	Count	Mean Wage	Median Wage	Lowest Wage	Highest Wage
THE RESEARCH INSTITUTE AT NATIONWIDE CHILDREN'S HOSPITAL, 575 CHILDREN'S CROSSROADS, COLUMBUS, OH (https://www.google.com/maps/place/575%20CHILDREN'S%20CROSSROADS,COLUMBUS,OH)	Graph	10	\$52,352.94	\$47,844.16	\$37,007.36	\$87,401.60
Totals	Graph	10	\$52,352.94	\$47,844.16	\$37,007.36	\$87,401.60

Latitude: 39.956323 Longitude: -83.01045

Employer Name/Worksite Address	Graph	Count	Mean Wage	Median Wage	Lowest Wage	Highest Wage
--------------------------------	-------	-------	-----------	-------------	-------------	--------------

Employer Name/Worksite Address	Graph	Count	Mean Wage	Median Wage	Lowest Wage	Highest Wage
DIGITAL INTENT, LLC, 400 W. RICH ST., COLUMBUS, OH (https://www.google.com/maps/place/400%20W.%20RICH%20ST.,COLUMBUS,OH)	Graph	1	\$60,000.00	\$60,000.00	\$60,000.00	\$60,000.00
Totals	Graph	1	\$60,000.00	\$60,000.00	\$60,000.00	\$60,000.00

Latitude: 39.956358 Longitude: -82.78505

Employer Name/Worksite Address	Graph	Count	Mean Wage	Median Wage	Lowest Wage	Highest Wage
TECHNOSOFT GROUP INC, DC5, FIVE LIMITED PARKWAY, REYNOLDSBURG, OH (https://www.google.com/maps/place/DC5,%20FIVE%20LIMITED%20PARKWAY,REYNOLDSBURG,OH)	Graph	1	\$77,300.00	\$77,300.00	\$77,300.00	\$77,300.00
Totals	Graph	1	\$77,300.00	\$77,300.00	\$77,300.00	\$77,300.00

Latitude: 39.957211 Longitude: -83.003629

Employer Name/Worksite Address	Graph	Count	Mean Wage	Median Wage	Lowest Wage	Highest Wage
WIPRO LIMITED, 200 CIVIC CENTER DR, COLUMBUS, OH (https://www.google.com/maps/place/200%20CIVIC%20CENTER%20DR,COLUMBUS,OH)	Graph	1	\$75,442.00	\$75,442.00	\$75,442.00	\$75,442.00
LANCESOFT, INC., 200 CIVIC CENTER DR., COLUMBUS, OH (https://www.google.com/maps/place/200%20CIVIC%20CENTER%20DR.,COLUMBUS,OH)	Graph	3	\$80,000.00	\$80,000.00	\$80,000.00	\$80,000.00
Totals	Graph	4	\$78,860.50	\$80,000.00	\$75,442.00	\$80,000.00

Latitude: 39.95727 Longitude: -82.999616

Employer Name/Employer Address	Graph	Count	Mean Wage	Median Wage	Lowest Wage	Highest Wage
LEXTANT CORPORATION, 250 S HIGH ST, COLUMBUS, OH (https://www.google.com/maps/place/250%20S%20HIGH%20ST,COLUMBUS,OH)	Graph	2	\$59,000.00	\$58,000.00	\$58,000.00	\$60,000.00
LEXTANT CORPORATION, 250 S HIGH STREET, COLUMBUS, OH (https://www.google.com/maps/place/250%20S%20HIGH%20STREET,COLUMBUS,OH)	Graph	2	\$65,443.45	\$65,436.80	\$65,436.80	\$65,450.10
Totals	Graph	4	\$62,221.73	\$60,000.00	\$58,000.00	\$65,450.10

Employer Name/Worksite Address	Graph	Count	Mean Wage	Median Wage	Lowest Wage	Highest Wage
IBM CORPORATION, 250 S. HIGH STREET, COLUMBUS, OH (https://www.google.com/maps/place/250%20S.%20HIGH%20STREET,COLUMBUS,OH)	Graph	1	\$111,800.52	\$111,800.52	\$111,800.52	\$111,800.52
LEXTANT CORPORATION, 250 S HIGH STREET, COLUMBUS, OH (https://www.google.com/maps/place/250%20S%20HIGH%20STREET,COLUMBUS,OH)	Graph	4	\$62,221.73	\$60,000.00	\$58,000.00	\$65,450.10
Totals	Graph	5	\$72,137.48	\$65,436.80	\$58,000.00	\$111,800.52

Latitude: 39.957401 Longitude: -82.99985

Employer Name/Worksite Address	Graph	Count	Mean Wage	Median Wage	Lowest Wage	Highest Wage
NATIONWIDE INSURANCE, ONE NATIONWIDE PLAZA, COLUMBUS, OH (https://www.google.com/maps/place/ONE%20NATIONWIDE%20PLAZA,COLUMBUS,OH)	Graph	56	\$85,803.20	\$89,000.00	\$52,000.00	\$120,000.00
Totals	Graph	56	\$85,803.20	\$89,000.00	\$52,000.00	\$120,000.00

Latitude: 39.957566 Longitude: -83.003471

Employer Name/Worksite Address	Graph	Count	Mean Wage	Median Wage	Lowest Wage	Highest Wage
--------------------------------	-------	-------	-----------	-------------	-------------	--------------

Employer Name/Worksite Address	Graph	Count	Mean Wage	Median Wage	Lowest Wage	Highest Wage
UNITED SOFTWARE GROUP INC., 200 S. CIVIC CENTER DR., COLUMBUS, OH (https://www.google.com/maps/place/200%20S.%20CIVIC%20CENTER%20DR.,COLUMBUS,OH)	Graph	1	\$100,000.00	\$100,000.00	\$100,000.00	\$100,000.00
ACCENTURE LLP, 200 S CIVIC CENTER DRIVE, COLUMBUS, OH (https://www.google.com/maps/place/200%20S%20CIVIC%20CENTER%20DRIVE,COLUMBUS,OH)	Graph	4	\$59,196.00	\$61,922.00	\$50,357.00	\$62,500.00
AMERICAN BUSINESS SOLUTIONS, INC., 200 S CIVIC CENTER DR, COLUMBUS, OH (https://www.google.com/maps/place/200%20S%20CIVIC%20CENTER%20DR,COLUMBUS,OH)	Graph	5	\$63,965.20	\$62,500.00	\$60,700.00	\$71,926.00
WIPRO LIMITED, 200 SOUTH CIVIC CENTER DR, COLUMBUS, OH (https://www.google.com/maps/place/200%20SOUTH%20CIVIC%20CENTER%20DR,COLUMBUS,OH)	Graph	6	\$69,187.67	\$62,005.00	\$62,005.00	\$85,259.00
TATA CONSULTANCY SERVICES LIMITED, 200 SOUTH CIVIC CENTER DRIVE, COLUMBUS, OH (https://www.google.com/maps/place/200%20SOUTH%20CIVIC%20CENTER%20DRIVE,COLUMBUS,OH)	Graph	8	\$65,388.25	\$62,500.00	\$60,700.00	\$71,926.00
Totals	Graph	24	\$66,451.75	\$62,500.00	\$50,357.00	\$100,000.00

Latitude: 39.957651 Longitude: -82.98577

Employer Name/Worksite Address	Graph	Count	Mean Wage	Median Wage	Lowest Wage	Highest Wage
NATIONWIDE CHILDREN'S HOSPITAL, 515 EAST MAIN STREET, COLUMBUS, OH (https://www.google.com/maps/place/515%20EAST%20MAIN%20STREET,COLUMBUS,OH)	Graph	1	\$101,764.00	\$101,764.00	\$101,764.00	\$101,764.00
Totals	Graph	1	\$101,764.00	\$101,764.00	\$101,764.00	\$101,764.00

Latitude: 39.957675 Longitude: -83.001494

Employer Name/Worksite Address	Graph	Count	Mean Wage	Median Wage	Lowest Wage	Highest Wage
IBM INDIA PRIVATE LIMITED, 215 FRONT ST, COLUMBUS, OH (https://www.google.com/maps/place/215%20%20FRONT%20ST,COLUMBUS,OH)	Graph	1	\$64,641.00	\$64,641.00	\$64,641.00	\$64,641.00
Totals	Graph	1	\$64,641.00	\$64,641.00	\$64,641.00	\$64,641.00

Latitude: 39.957707 Longitude: -82.986433

Employer Name/Employer Address	Graph	Count	Mean Wage	Median Wage	Lowest Wage	Highest Wage
CHILDREN'S PSYCHIATRISTS, LLC, 500 E. MAIN STREET, COLUMBUS, OH (https://www.google.com/maps/place/500%20E.%20MAIN%20STREET,COLUMBUS,OH)	Graph	1	\$133,000.00	\$133,000.00	\$133,000.00	\$133,000.00
Totals	Graph	1	\$133,000.00	\$133,000.00	\$133,000.00	\$133,000.00

Employer Name/Worksite Address	Graph	Count	Mean Wage	Median Wage	Lowest Wage	Highest Wage
CHILDREN'S PSYCHIATRISTS, LLC, 500 E. MAIN STREET, COLUMBUS, OH (https://www.google.com/maps/place/500%20E.%20MAIN%20STREET,COLUMBUS,OH)	Graph	1	\$133,000.00	\$133,000.00	\$133,000.00	\$133,000.00
Totals	Graph	1	\$133,000.00	\$133,000.00	\$133,000.00	\$133,000.00

Latitude: 39.95805 Longitude: -82.999902

Employer Name/Employer Address	Graph	Count	Mean Wage	Median Wage	Lowest Wage	Highest Wage
K.C. USA, INC, 195 SOUTH HIGH STREET, COLUMBUS, OH (https://www.google.com/maps/place/195%20SOUTH%20HIGH%20STREET,COLUMBUS,OH)	Graph	1	\$42,182.00	\$42,182.00	\$42,182.00	\$42,182.00
Totals	Graph	1	\$42,182.00	\$42,182.00	\$42,182.00	\$42,182.00

Employer Name/Worksite Address	Graph	Count	Mean Wage	Median Wage	Lowest Wage	Highest Wage
--------------------------------	-------	-------	-----------	-------------	-------------	--------------

Employer Name/Worksite Address	Graph	Count	Mean Wage	Median Wage	Lowest Wage	Highest Wage
K.C. USA, INC, 195 SOUTH HIGH STREET, COLUMBUS, OH (https://www.google.com/maps/place/195%20SOUTH%20HIGH%20STREET,COLUMBUS,OH)	Graph	1	\$42,182.00	\$42,182.00	\$42,182.00	\$42,182.00
Totals	Graph	1	\$42,182.00	\$42,182.00	\$42,182.00	\$42,182.00

Latitude: 39.958105 Longitude: -82.99718

Employer Name/Worksite Address	Graph	Count	Mean Wage	Median Wage	Lowest Wage	Highest Wage
EXPERIS US, INC., 175 SOUTH 3RD STREET, COLUMBUS, OH (https://www.google.com/maps/place/175%20SOUTH%203RD%20STREET,COLUMBUS,OH)	Graph	5	\$69,825.60	\$69,825.60	\$69,825.60	\$69,825.60
Totals	Graph	5	\$69,825.60	\$69,825.60	\$69,825.60	\$69,825.60

Latitude: 39.958789 Longitude: -83.000753

Employer Name/Worksite Address	Graph	Count	Mean Wage	Median Wage	Lowest Wage	Highest Wage
DIGITEK SOFTWARE INC., 50 W TOWN STREET SUITE 300, COLUMBUS, OH (https://www.google.com/maps/place/50%20W%20TOWN%20STREET%20SUITE%20300,COLUMBUS,OH)	Graph	1	\$100,000.00	\$100,000.00	\$100,000.00	\$100,000.00
INTERNET BUSINESS SYSTEMS, INC, 50 WEST TOWN ST., COLUMBUS, OH (https://www.google.com/maps/place/50%20WEST%20TOWN%20ST.,COLUMBUS,OH)	Graph	1	\$65,000.00	\$65,000.00	\$65,000.00	\$65,000.00
IT AMERICA INC, 50 W. TOWN ST., COLUMBUS, OH (https://www.google.com/maps/place/50%20W.%20TOWN%20ST.,COLUMBUS,OH)	Graph	1	\$65,000.00	\$65,000.00	\$65,000.00	\$65,000.00
SMARTLOGIX, INC, 50 W. TOWN ST., 4TH FLOOR, COLUMBUS, OH (https://www.google.com/maps/place/50%20W.%20TOWN%20ST.,%204TH%20FLOOR,COLUMBUS,OH)	Graph	1	\$76,194.00	\$76,194.00	\$76,194.00	\$76,194.00
SUNTECHPROS INC., 50 W. TOWN STREET, SUITE 400, COLUMBUS, OH (https://www.google.com/maps/place/50%20W.%20TOWN%20STREET,%20SUITE%20400,COLUMBUS,OH)	Graph	1	\$60,000.00	\$60,000.00	\$60,000.00	\$60,000.00
CANOPY ONE SOLUTIONS INC, 50 W. TOWN ST., SUITE #400, COLUMBUS, OH (https://www.google.com/maps/place/50%20W.%20TOWN%20ST.,%20SUITE%20#400,COLUMBUS,OH)	Graph	2	\$77,210.00	\$77,210.00	\$77,210.00	\$77,210.00
INTERNET BUSINESS SYSTEMS, INC, 50 W. TOWN ST., COLUMBUS, OH (https://www.google.com/maps/place/50%20W.%20TOWN%20ST.,COLUMBUS,OH)	Graph	5	\$72,492.00	\$77,210.00	\$63,000.00	\$79,040.00
ACCENTURE LLP, 50 W TOWN STREET, COLUMBUS, OH (https://www.google.com/maps/place/50%20W%20TOWN%20STREET,COLUMBUS,OH)	Graph	9	\$72,553.67	\$69,826.00	\$64,480.00	\$99,473.00
DEV CARE SOLUTIONS, LTD., 50 W. TOWN STREET, COLUMBUS, OH (https://www.google.com/maps/place/50%20W.%20TOWN%20STREET,COLUMBUS,OH)	Graph	10	\$73,389.00	\$70,720.00	\$62,000.00	\$83,100.00
ACCENTURE LLP, 50 W TOWN ST, COLUMBUS, OH (https://www.google.com/maps/place/50%20W%20TOWN%20ST,COLUMBUS,OH)	Graph	12	\$77,084.75	\$77,000.00	\$64,000.00	\$89,960.00
ACCENTURE LLP, 50 WEST TOWN ST, COLUMBUS, OH (https://www.google.com/maps/place/50%20WEST%20TOWN%20ST,COLUMBUS,OH)	Graph	17	\$77,452.58	\$72,700.00	\$61,921.60	\$139,360.00
DEDICATED TECH SERVICES INC., 50 WEST TOWN STREET, COLUMBUS, OH (https://www.google.com/maps/place/50%20WEST%20TOWN%20STREET,COLUMBUS,OH)	Graph	28	\$75,826.54	\$69,826.00	\$60,000.00	\$124,800.00
Totals	Graph	88	\$75,395.46	\$71,926.00	\$60,000.00	\$139,360.00

Latitude: 39.958822 Longitude: -83.001719

Employer Name/Employer Address	Graph	Count	Mean Wage	Median Wage	Lowest Wage	Highest Wage
THE COLUMBUS PARTNERSHIP, 150 S. FRONT STREET, COLUMBUS, OH (https://www.google.com/maps/place/150%20S.%20FRONT%20STREET,COLUMBUS,OH)	Graph	1	\$60,000.00	\$60,000.00	\$60,000.00	\$60,000.00
Totals	Graph	1	\$60,000.00	\$60,000.00	\$60,000.00	\$60,000.00

Employer Name/Worksite Address	Graph	Count	Mean Wage	Median Wage	Lowest Wage	Highest Wage
THE COLUMBUS PARTNERSHIP, 150 S. FRONT STREET, COLUMBUS, OH (https://www.google.com/maps/place/150%20S.%20FRONT%20STREET,COLUMBUS,OH)	Graph	1	\$60,000.00	\$60,000.00	\$60,000.00	\$60,000.00

Employer Name/Worksite Address	Graph	Count	Mean Wage	Median Wage	Lowest Wage	Highest Wage
Totals	Graph	1	\$60,000.00	\$60,000.00	\$60,000.00	\$60,000.00

Latitude: 39.959047 Longitude: -82.997356

Employer Name/Worksite Address	Graph	Count	Mean Wage	Median Wage	Lowest Wage	Highest Wage
CONCEPTS INFORMATION TECHNOLOGY, INC, 52 W TOWN ST, COLUMBUS, OH (https://www.google.com/maps/place/52%20W%20TOWN%20ST,COLUMBUS,OH)	Graph	1	\$64,480.00	\$64,480.00	\$64,480.00	\$64,480.00
Totals	Graph	1	\$64,480.00	\$64,480.00	\$64,480.00	\$64,480.00

Latitude: 39.959601 Longitude: -82.992552

Employer Name/Employer Address	Graph	Count	Mean Wage	Median Wage	Lowest Wage	Highest Wage
OHIO PUBLIC EMPLOYEES RETIREMENT SYSTEM, 277 E. TOWN STREET, COLUMBUS, OH (https://www.google.com/maps/place/277%20E.%20TOWN%20STREET,COLUMBUS,OH)	Graph	6	\$96,882.13	\$79,500.00	\$72,000.00	\$161,907.20
Totals	Graph	6	\$96,882.13	\$79,500.00	\$72,000.00	\$161,907.20

Employer Name/Worksite Address	Graph	Count	Mean Wage	Median Wage	Lowest Wage	Highest Wage
DIZER CORP, 277 E TOWN ST, COLUMBUS, OH (https://www.google.com/maps/place/277%20E%20TOWN%20ST,COLUMBUS,OH)	Graph	1	\$50,375.00	\$50,375.00	\$50,375.00	\$50,375.00
INFORMATION CONTROL COMPANY, LCC, 277 E TOWN STREET, COLUMBUS, OH (https://www.google.com/maps/place/277%20E%20TOWN%20STREET,COLUMBUS,OH)	Graph	2	\$81,105.00	\$77,210.00	\$77,210.00	\$85,000.00
AIRYSOFT, INC., 277 E. TOWN STREET, COLUMBUS, OH (https://www.google.com/maps/place/277%20E.%20TOWN%20STREET,COLUMBUS,OH)	Graph	11	\$84,128.62	\$72,200.00	\$61,922.00	\$161,907.20
MASTECH DIGITAL TECHNOLOGIES, INC., A MASTECH DIGITAL, INC. COMPANY, 277 EAST TOWN STREET, COLUMBUS, OH (https://www.google.com/maps/place/277%20EAST%20TOWN%20STREET,COLUMBUS,OH)	Graph	13	\$90,507.38	\$90,584.00	\$65,000.00	\$94,682.00
Totals	Graph	27	\$85,725.77	\$90,584.00	\$50,375.00	\$161,907.20

Latitude: 39.959762 Longitude: -83.021196

Employer Name/Worksite Address	Graph	Count	Mean Wage	Median Wage	Lowest Wage	Highest Wage
CONGLOMERATEIT LLC, 770 W BROAD ST, COLUMBUS, OH (https://www.google.com/maps/place/770%20W%20BROAD%20ST,COLUMBUS,OH)	Graph	1	\$63,814.00	\$63,814.00	\$63,814.00	\$63,814.00
DATA SYSTEMS INTEGRATION GROUP INC., 770 W BROAD ST., COLUMBUS, OH (https://www.google.com/maps/place/770%20W%20BROAD%20ST.,COLUMBUS,OH)	Graph	1	\$66,000.00	\$66,000.00	\$66,000.00	\$66,000.00
DOLI SYSTEMS INC., 770 W. BROAD STREET, COLUMBUS, OH (https://www.google.com/maps/place/770%20W.%20BROAD%20STREET,COLUMBUS,OH)	Graph	1	\$65,000.00	\$65,000.00	\$65,000.00	\$65,000.00
Totals	Graph	3	\$64,938.00	\$65,000.00	\$63,814.00	\$66,000.00

Latitude: 39.959796 Longitude: -82.990461

Employer Name/Employer Address	Graph	Count	Mean Wage	Median Wage	Lowest Wage	Highest Wage
FRANKLIN UNIVERSITY, 201 SOUTH GRANT AVE., COLUMBUS, OH (https://www.google.com/maps/place/201%20SOUTH%20GRANT%20AVE.,COLUMBUS,OH)	Graph	1	\$138,675.00	\$138,675.00	\$138,675.00	\$138,675.00
Totals	Graph	1	\$138,675.00	\$138,675.00	\$138,675.00	\$138,675.00

Employer Name/Worksite Address	Graph	Count	Mean Wage	Median Wage	Lowest Wage	Highest Wage
--------------------------------	-------	-------	-----------	-------------	-------------	--------------

Employer Name/Worksite Address	Graph	Count	Mean Wage	Median Wage	Lowest Wage	Highest Wage
FRANKLIN UNIVERSITY, 201 SOUTH GRANT AVE., COLUMBUS, OH (https://www.google.com/maps/place/201%20SOUTH%20GRANT%20AVE.,COLUMBUS,OH)	Graph	1	\$138,675.00	\$138,675.00	\$138,675.00	\$138,675.00
Totals	Graph	1	\$138,675.00	\$138,675.00	\$138,675.00	\$138,675.00

Latitude: 39.959949 Longitude: -83.018555

Employer Name/Worksite Address	Graph	Count	Mean Wage	Median Wage	Lowest Wage	Highest Wage
CLUSTER SOFTWARE, INC., 1970 WEST BROAD STREET, COLUMBUS, OH (https://www.google.com/maps/place/1970%20WEST%20BROAD%20STREET,COLUMBUS,OH)	Graph	1	\$95,000.00	\$95,000.00	\$95,000.00	\$95,000.00
COMTECH GLOBAL, INC., 1970 W. BROAD ST., COLUMBUS, OH (https://www.google.com/maps/place/1970%20W.%20BROAD%20ST.,COLUMBUS,OH)	Graph	1	\$69,493.00	\$69,493.00	\$69,493.00	\$69,493.00
DEVICARE SOLUTIONS, 1970 W BROAD ST, COLUMBUS, OH (https://www.google.com/maps/place/1970%20W%20BROAD%20ST,COLUMBUS,OH)	Graph	1	\$65,000.00	\$65,000.00	\$65,000.00	\$65,000.00
GSSR INC, 1970 W BROAD STREET, COLUMBUS, OH (https://www.google.com/maps/place/1970%20W%20BROAD%20STREET,COLUMBUS,OH)	Graph	1	\$70,000.00	\$70,000.00	\$70,000.00	\$70,000.00
Totals	Graph	4	\$74,873.25	\$69,493.00	\$65,000.00	\$95,000.00

Latitude: 39.96055 Longitude: -83.000388

Employer Name/Worksite Address	Graph	Count	Mean Wage	Median Wage	Lowest Wage	Highest Wage
COMPUNNEL SOFTWARE GROUP, INC., 77 SOUTH HIGH STREET, COLUMBUS, OH (https://www.google.com/maps/place/77%20SOUTH%20HIGH%20STREET,COLUMBUS,OH)	Graph	1	\$92,800.00	\$92,800.00	\$92,800.00	\$92,800.00
SV TECHNOLOGY SERVICES, 77 S HIGH ST, COLUMBUS, OH (https://www.google.com/maps/place/77%20S%20HIGH%20ST,COLUMBUS,OH)	Graph	1	\$50,400.00	\$50,400.00	\$50,400.00	\$50,400.00
DATA SYSTEMS INTEGRATION GROUP INC., 77 S. HIGH ST., COLUMBUS, OH (https://www.google.com/maps/place/77%20S.%20HIGH%20ST.,COLUMBUS,OH)	Graph	2	\$68,000.00	\$68,000.00	\$68,000.00	\$68,000.00
Totals	Graph	4	\$69,800.00	\$68,000.00	\$50,400.00	\$92,800.00

Latitude: 39.960947 Longitude: -83.002266

Employer Name/Worksite Address	Graph	Count	Mean Wage	Median Wage	Lowest Wage	Highest Wage
BI LABS INC, 25 S FRONT STREET, COLUMBUS, OH (https://www.google.com/maps/place/25%20S%20FRONT%20STREET,COLUMBUS,OH)	Graph	2	\$60,000.00	\$60,000.00	\$60,000.00	\$60,000.00
COMPUNNEL SOFTWARE GROUP, INC., 25 S FRONT ST, COLUMBUS, OH (https://www.google.com/maps/place/25%20S%20FRONT%20ST,COLUMBUS,OH)	Graph	2	\$84,100.00	\$81,500.00	\$81,500.00	\$86,700.00
BELL INFO SOLUTIONS, LLC, 25 SOUTH FRONT STREET, COLUMBUS, OH (https://www.google.com/maps/place/25%20SOUTH%20FRONT%20STREET,COLUMBUS,OH)	Graph	6	\$79,940.27	\$80,000.00	\$65,000.00	\$87,000.00
Totals	Graph	10	\$76,784.16	\$80,000.00	\$60,000.00	\$87,000.00

Latitude: 39.961135 Longitude: -82.990711

Employer Name/Worksite Address	Graph	Count	Mean Wage	Median Wage	Lowest Wage	Highest Wage
OHIOHEALTH CORP., 111 S GRANT AVENUE, COLUMBUS, OH (https://www.google.com/maps/place/111%20S%20GRANT%20AVENUE,COLUMBUS,OH)	Graph	1	\$55,000.00	\$55,000.00	\$55,000.00	\$55,000.00
Totals	Graph	1	\$55,000.00	\$55,000.00	\$55,000.00	\$55,000.00

Latitude: 39.961232 Longitude: -83.000517

Employer Name/Employer Address	Graph	Count	Mean Wage	Median Wage	Lowest Wage	Highest Wage

Employer Name/Employer Address	Graph	Count	Mean Wage	Median Wage	Lowest Wage	Highest Wage
JOBSONIO, 41 SOUTH HIGH STREET, COLUMBUS, OH (https://www.google.com/maps/place/41%20SOUTH%20HIGH%20STREET,COLUMBUS,OH)	Graph	1	\$110,000.00	\$110,000.00	\$110,000.00	\$110,000.00
Totals	Graph	1	\$110,000.00	\$110,000.00	\$110,000.00	\$110,000.00

Employer Name/Worksite Address	Graph	Count	Mean Wage	Median Wage	Lowest Wage	Highest Wage
TATA CONSULTANCY SERVICES LIMITED, 41 SOUTH HIGH STREET 25TH FLOOR, COLUMBUS, OH (https://www.google.com/maps/place/41%20SOUTH%20HIGH%20STREET%2025TH%20FLOOR,COLUMBUS,OH)	Graph	1	\$69,826.00	\$69,826.00	\$69,826.00	\$69,826.00
ERNST & YOUNG U.S. LLP, 41 S. HIGH STREET, COLUMBUS, OH (https://www.google.com/maps/place/41%20S.%20HIGH%20STREET,COLUMBUS,OH)	Graph	10	\$104,412.50	\$100,000.00	\$65,500.00	\$150,000.00
PRICEWATERHOUSECOOPERS ADVISORY SERVICES LLC, 41 SOUTH HIGH STREET, COLUMBUS, OH (https://www.google.com/maps/place/41%20SOUTH%20HIGH%20STREET,COLUMBUS,OH)	Graph	107	\$69,405.61	\$69,826.00	\$64,480.00	\$120,000.00
Totals	Graph	118	\$72,375.86	\$69,826.00	\$64,480.00	\$150,000.00

Latitude: 39.961329 Longitude: -83.081584

Employer Name/Employer Address	Graph	Count	Mean Wage	Median Wage	Lowest Wage	Highest Wage
SES LINES LLC, 1408 LAKE SHORE DRIVE A88, COLUMBUS, OH (https://www.google.com/maps/place/1408%20LAKE%20SHORE%20DRIVE%20A88,COLUMBUS,OH)	Graph	3	\$53,566.67	\$49,462.00	\$49,462.00	\$61,776.00
Totals	Graph	3	\$53,566.67	\$49,462.00	\$49,462.00	\$61,776.00

Employer Name/Worksite Address	Graph	Count	Mean Wage	Median Wage	Lowest Wage	Highest Wage
SES LINES LLC, 1408 LAKE SHORE DRIVE A88, COLUMBUS, OH (https://www.google.com/maps/place/1408%20LAKE%20SHORE%20DRIVE%20A88,COLUMBUS,OH)	Graph	3	\$53,566.67	\$49,462.00	\$49,462.00	\$61,776.00
Totals	Graph	3	\$53,566.67	\$49,462.00	\$49,462.00	\$61,776.00

Latitude: 39.961735 Longitude: -83.000612

Employer Name/Worksite Address	Graph	Count	Mean Wage	Median Wage	Lowest Wage	Highest Wage
ERNST & YOUNG U.S. LLP, 17 S HIGH STREET, COLUMBUS, OH (https://www.google.com/maps/place/17%20S%20HIGH%20STREET,COLUMBUS,OH)	Graph	1	\$95,000.00	\$95,000.00	\$95,000.00	\$95,000.00
Totals	Graph	1	\$95,000.00	\$95,000.00	\$95,000.00	\$95,000.00

Latitude: 39.961787 Longitude: -83.110925

Employer Name/Employer Address	Graph	Count	Mean Wage	Median Wage	Lowest Wage	Highest Wage
BIG LOTS STORES, INC., 300 PHILLIPI ROAD, COLUMBUS, OH (https://www.google.com/maps/place/300%20PHILLIPI%20ROAD,COLUMBUS,OH)	Graph	7	\$92,924.00	\$91,000.00	\$63,814.00	\$114,345.00
Totals	Graph	7	\$92,924.00	\$91,000.00	\$63,814.00	\$114,345.00

Employer Name/Worksite Address	Graph	Count	Mean Wage	Median Wage	Lowest Wage	Highest Wage
INFOSYS LIMITED, 300 PHILLIPI RD, COLUMBUS, OH (https://www.google.com/maps/place/300%20PHILLIPI%20RD,COLUMBUS,OH)	Graph	5	\$76,604.40	\$75,764.00	\$65,612.00	\$90,000.00
BIG LOTS STORES, INC., 300 PHILLIPI ROAD, COLUMBUS, OH (https://www.google.com/maps/place/300%20PHILLIPI%20ROAD,COLUMBUS,OH)	Graph	7	\$92,924.00	\$91,000.00	\$63,814.00	\$114,345.00
Totals	Graph	12	\$86,124.17	\$83,054.00	\$63,814.00	\$114,345.00

Latitude: 39.961812 Longitude: -83.000501

Employer Name/Worksite Address	Graph	Count	Mean Wage	Median Wage	Lowest Wage	Highest Wage
DEEMSYS INC, 30 EAST BRAOD STREET, COLUMBUS, OH (https://www.google.com/maps/place/30%20EAST%20BRAOD%20STREET,COLUMBUS,OH)	Graph	1	\$80,000.00	\$80,000.00	\$80,000.00	\$80,000.00
Totals	Graph	1	\$80,000.00	\$80,000.00	\$80,000.00	\$80,000.00

Latitude: 39.961954 Longitude: -83.003543

Employer Name/Worksite Address	Graph	Count	Mean Wage	Median Wage	Lowest Wage	Highest Wage
AMERICANNURSES.COM, 90 W. BROAD STREET, COLUMBUS, OH (https://www.google.com/maps/place/90%20W.%20BROAD%20STREET,COLUMBUS,OH)	Graph	1	\$78,000.00	\$78,000.00	\$78,000.00	\$78,000.00
DEEMSYS INC, 90 W BROAD STREET, COLUMBUS, OH (https://www.google.com/maps/place/90%20W%20BROAD%20STREET,COLUMBUS,OH)	Graph	1	\$78,000.00	\$78,000.00	\$78,000.00	\$78,000.00
Totals	Graph	2	\$78,000.00	\$78,000.00	\$78,000.00	\$78,000.00

Latitude: 39.962041 Longitude: -83.00166

Employer Name/Worksite Address	Graph	Count	Mean Wage	Median Wage	Lowest Wage	Highest Wage
THE HUNTINGTON NATIONAL BANK, 37 WEST BROAD STREET, COLUMBUS, OH (https://www.google.com/maps/place/37%20WEST%20BROAD%20STREET,COLUMBUS,OH)	Graph	12	\$80,416.67	\$80,000.00	\$65,000.00	\$90,000.00
Totals	Graph	12	\$80,416.67	\$80,000.00	\$65,000.00	\$90,000.00

Latitude: 39.96214 Longitude: -83.001956

Employer Name/Worksite Address	Graph	Count	Mean Wage	Median Wage	Lowest Wage	Highest Wage
DELOITTE CONSULTING LLP, 30E BROAD STREET, COLUMBUS, OH (https://www.google.com/maps/place/30E%20BROAD%20STREET,COLUMBUS,OH)	Graph	15	\$65,000.00	\$65,000.00	\$65,000.00	\$65,000.00
Totals	Graph	15	\$65,000.00	\$65,000.00	\$65,000.00	\$65,000.00

Latitude: 39.96216 Longitude: -83.003473

Employer Name/Worksite Address	Graph	Count	Mean Wage	Median Wage	Lowest Wage	Highest Wage
WIPRO LIMITED, 200, SOUTH CIVIC CENTER DR, COLUMBUS, OH (https://www.google.com/maps/place/200,%20SOUTH%20CIVIC%20CENTER%20DR,COLUMBUS,OH)	Graph	1	\$85,259.00	\$85,259.00	\$85,259.00	\$85,259.00
Totals	Graph	1	\$85,259.00	\$85,259.00	\$85,259.00	\$85,259.00

Latitude: 39.962413 Longitude: -82.999481

Employer Name/Worksite Address	Graph	Count	Mean Wage	Median Wage	Lowest Wage	Highest Wage
ADROIX CORP, 30 EAST BROAD STREET, COLUMBUS, GA (https://www.google.com/maps/place/30%20EAST%20BROAD%20STREET,COLUMBUS,GA)	Graph	1	\$70,000.00	\$70,000.00	\$70,000.00	\$70,000.00
AMERISOFT CORPORATION, 30 E BROAD ST., COLUMBUS, OH (https://www.google.com/maps/place/30%20E%20BROAD%20ST.,COLUMBUS,OH)	Graph	1	\$80,000.00	\$80,000.00	\$80,000.00	\$80,000.00
CITADEL INFORMATION SERVICES INC., 30 E. BROAD ST, COLUMBUS, OH (https://www.google.com/maps/place/30%20E.%20BROAD%20ST,COLUMBUS,OH)	Graph	1	\$62,000.00	\$62,000.00	\$62,000.00	\$62,000.00
FIABLE SOLUTIONS, INC., 30 EAST BROAD ST., COLUMBUS, OH (https://www.google.com/maps/place/30%20EAST%20BROAD%20ST.,COLUMBUS,OH)	Graph	1	\$61,000.00	\$61,000.00	\$61,000.00	\$61,000.00
GEORGE VENTURES, LLC, 30 EAST BROAD STREET, 13TH FLOOR, COLUMBUS, OH (https://www.google.com/maps/place/30%20EAST%20BROAD%20STREET,%2013TH%20FLOOR,COLUMBUS,OH)	Graph	1	\$80,000.00	\$80,000.00	\$80,000.00	\$80,000.00
COLUMBUS INTERNATIONAL CORPORATION, 30 E BOARD ST, COLUMBUS, OH (https://www.google.com/maps/place/30%20E%20BOARD%20ST,COLUMBUS,OH)	Graph	2	\$67,000.00	\$64,000.00	\$64,000.00	\$70,000.00

Employer Name/Worksite Address	Graph	Count	Mean Wage	Median Wage	Lowest Wage	Highest Wage
NEUMERIC TECHNOLOGIES CORPORATION, 30 EAST BROAD ST, COLUMBUS, OH (https://www.google.com/maps/place/30%20EAST%20BROAD%20ST,COLUMBUS,OH)	Graph	3	\$80,300.00	\$78,000.00	\$60,000.00	\$102,500.00
DEVICARE SOLUTIONS, LTD., 30 E. BROAD STREET, COLUMBUS, OH (https://www.google.com/maps/place/30%20E.%20BROAD%20STREET,COLUMBUS,OH)	Graph	4	\$89,450.00	\$72,800.00	\$65,000.00	\$120,000.00
DIZER CORP, 30 E BROAD STREET, COLUMBUS, OH (https://www.google.com/maps/place/30%20E%20BROAD%20STREET,COLUMBUS,OH)	Graph	5	\$66,100.00	\$60,000.00	\$50,500.00	\$82,000.00
PARAMOUNT SOFTWARE SOLUTIONS, 30 E BROAD ST, COLUMBUS, OH (https://www.google.com/maps/place/30%20E%20BROAD%20ST,COLUMBUS,OH)	Graph	13	\$86,408.00	\$90,584.00	\$65,000.00	\$102,500.00
DELOITTE CONSULTING LLP, 30 EAST BROAD STREET, COLUMBUS, OH (https://www.google.com/maps/place/30%20EAST%20BROAD%20STREET,COLUMBUS,OH)	Graph	62	\$82,302.04	\$83,034.00	\$60,000.00	\$125,000.00
Totals	Graph	94	\$81,300.32	\$80,000.00	\$50,500.00	\$125,000.00

Latitude: 39.962526 Longitude: -83.000342

Employer Name/Worksite Address	Graph	Count	Mean Wage	Median Wage	Lowest Wage	Highest Wage
ALCHEMY SOFTWARE SOLUTIONS, LLC, 30, EAST BROAD STREET, COLUMBUS, OH (https://www.google.com/maps/place/30,%20EAST%20BROAD%20STREET,COLUMBUS,OH)	Graph	1	\$70,000.00	\$70,000.00	\$70,000.00	\$70,000.00
Totals	Graph	1	\$70,000.00	\$70,000.00	\$70,000.00	\$70,000.00

Latitude: 39.962552 Longitude: -82.998252

Employer Name/Worksite Address	Graph	Count	Mean Wage	Median Wage	Lowest Wage	Highest Wage
COMPUNNEL SOFTWARE GROUP, INC., 88 E BROAD ST, COLUMBUS, OH (https://www.google.com/maps/place/88%20E%20BROAD%20ST,COLUMBUS,OH)	Graph	2	\$65,150.00	\$60,000.00	\$60,000.00	\$70,300.00
STRATEGIC SYSTEMS INC., 88 EAST BROAD STREET, COLUMBUS, OH (https://www.google.com/maps/place/88%20EAST%20BROAD%20STREET,COLUMBUS,OH)	Graph	24	\$72,958.83	\$69,493.00	\$65,000.00	\$86,590.00
CGI TECHNOLOGIES AND SOLUTIONS INC., 88 E BROAD STREET, COLUMBUS, OH (https://www.google.com/maps/place/88%20E%20BROAD%20STREET,COLUMBUS,OH)	Graph	31	\$88,490.97	\$90,300.00	\$61,922.00	\$114,300.00
Totals	Graph	57	\$81,132.14	\$77,210.00	\$60,000.00	\$114,300.00

Latitude: 39.962598 Longitude: -82.997859

Employer Name/Worksite Address	Graph	Count	Mean Wage	Median Wage	Lowest Wage	Highest Wage
DAS GEMACHT, INC., 100 E. BROAD STREET, COLUMBUS, OH (https://www.google.com/maps/place/100%20E.%20BROAD%20STREET,COLUMBUS,OH)	Graph	1	\$62,500.00	\$62,500.00	\$62,500.00	\$62,500.00
Totals	Graph	1	\$62,500.00	\$62,500.00	\$62,500.00	\$62,500.00

Employer Name/Worksite Address	Graph	Count	Mean Wage	Median Wage	Lowest Wage	Highest Wage
APPLIED THOUGHT AUDITORS & CONSULTANTS, INC, 100 E BROAD ST, COLUMBUS, OH (https://www.google.com/maps/place/100%20E%20BROAD%20ST,COLUMBUS,OH)	Graph	1	\$69,826.00	\$69,826.00	\$69,826.00	\$69,826.00
DAS GEMACHT, INC., 100 E. BROAD STREET, COLUMBUS, OH (https://www.google.com/maps/place/100%20E.%20BROAD%20STREET,COLUMBUS,OH)	Graph	1	\$62,500.00	\$62,500.00	\$62,500.00	\$62,500.00
Totals	Graph	2	\$66,163.00	\$62,500.00	\$62,500.00	\$69,826.00

Latitude: 39.962617 Longitude: -82.996571

Employer Name/Worksite Address	Graph	Count	Mean Wage	Median Wage	Lowest Wage	Highest Wage
CLEAR THOUGHT SOLUTIONS LLC, 155 E. BROAD STREET, STE 1600,, COLUMBUS, OH (https://www.google.com/maps/place/155%20E.%20BROAD%20STREET,%20STE%201600,,COLUMBUS,OH)	Graph	1	\$70,720.00	\$70,720.00	\$70,720.00	\$70,720.00

Employer Name/Worksite Address	Graph	Count	Mean Wage	Median Wage	Lowest Wage	Highest Wage
POPULUS GROUP LLC, 155 E BROAD STREET, COLUMBUS, OH (https://www.google.com/maps/place/155%20E%20BROAD%20STREET,COLUMBUS,OH)	Graph	2	\$92,420.00	\$85,000.00	\$85,000.00	\$99,840.00
Totals	Graph	3	\$85,186.67	\$85,000.00	\$70,720.00	\$99,840.00

Latitude: 39.962841 Longitude: -82.995789

Employer Name/Employer Address	Graph	Count	Mean Wage	Median Wage	Lowest Wage	Highest Wage
OHIOHEALTH CORP., 180 EAST BROAD STREET, COLUMBUS, OH (https://www.google.com/maps/place/180%20EAST%20BROAD%20STREET,COLUMBUS,OH)	Graph	2	\$48,851.20	\$42,702.40	\$42,702.40	\$55,000.00
OHIOHEALTH PHYSICIAN GROUP, INC., 180 EAST BROAD STREET, COLUMBUS, OH (https://www.google.com/maps/place/180%20EAST%20BROAD%20STREET,COLUMBUS,OH)	Graph	4	\$128,598.00	\$46,800.00	\$46,800.00	\$210,400.00
HEXION, INC., 180 E BROAD STREET, COLUMBUS, OH (https://www.google.com/maps/place/180%20E%20BROAD%20STREET,COLUMBUS,OH)	Graph	5	\$115,834.20	\$110,000.00	\$96,222.00	\$159,349.00
Totals	Graph	11	\$108,296.85	\$98,600.00	\$42,702.40	\$210,400.00

Employer Name/Worksite Address	Graph	Count	Mean Wage	Median Wage	Lowest Wage	Highest Wage
UNITED IT SOLUTIONS INC, 180 E. BROAD STREET, COLUMBUS, OH (https://www.google.com/maps/place/180%20E.%20BROAD%20STREET,COLUMBUS,OH)	Graph	1	\$62,754.00	\$62,754.00	\$62,754.00	\$62,754.00
ACCENTURE LLP, 180 E BROAD ST, COLUMBUS, OH (https://www.google.com/maps/place/180%20E%20BROAD%20ST,COLUMBUS,OH)	Graph	6	\$74,414.33	\$69,826.00	\$69,826.00	\$92,750.00
INFOPRO SYSTEMS INC., 180 E BROAD STREET, COLUMBUS, OH (https://www.google.com/maps/place/180%20E%20BROAD%20STREET,COLUMBUS,OH)	Graph	6	\$113,841.50	\$100,100.00	\$98,600.00	\$159,349.00
MASTECH DIGITAL TECHNOLOGIES, INC., A MASTECH DIGITAL, INC. COMPANY, 180 E BROAD ST., COLUMBUS, OH (https://www.google.com/maps/place/180%20E%20BROAD%20ST.,COLUMBUS,OH)	Graph	6	\$90,584.00	\$90,584.00	\$90,584.00	\$90,584.00
DELOITTE CONSULTING LLP, 180 EAST BROAD ST, COLUMBUS, OH (https://www.google.com/maps/place/180%20EAST%20BROAD%20ST,COLUMBUS,OH)	Graph	15	\$70,000.00	\$70,000.00	\$70,000.00	\$70,000.00
OHIOHEALTH PHYSICIAN GROUP, INC., 180 EAST BROAD STREET, COLUMBUS, OH (https://www.google.com/maps/place/180%20EAST%20BROAD%20STREET,COLUMBUS,OH)	Graph	324	\$71,952.87	\$75,442.00	\$42,702.00	\$119,200.00
Totals	Graph	358	\$72,900.90	\$70,013.00	\$42,702.00	\$159,349.00

Latitude: 39.962985 Longitude: -82.993378

Employer Name/Employer Address	Graph	Count	Mean Wage	Median Wage	Lowest Wage	Highest Wage
STATE TEACHERS RETIREMENT SYSTEM OF OHIO (STRS), 275 EAST BROAD STREET, COLUMBUS, OH (https://www.google.com/maps/place/275%20EAST%20BROAD%20STREET,COLUMBUS,OH)	Graph	1	\$68,760.00	\$68,760.00	\$68,760.00	\$68,760.00
Totals	Graph	1	\$68,760.00	\$68,760.00	\$68,760.00	\$68,760.00

Employer Name/Worksite Address	Graph	Count	Mean Wage	Median Wage	Lowest Wage	Highest Wage
AMERICAN BUSINESS SOLUTIONS, INC., 275 E BROAD ST, COLUMBUS, OH (https://www.google.com/maps/place/275%20E%20BROAD%20ST,COLUMBUS,OH)	Graph	1	\$87,000.00	\$87,000.00	\$87,000.00	\$87,000.00
STATE TEACHERS RETIREMENT SYSTEM OF OHIO (STRS), 275 EAST BROAD STREET, COLUMBUS, OH (https://www.google.com/maps/place/275%20EAST%20BROAD%20STREET,COLUMBUS,OH)	Graph	1	\$68,760.00	\$68,760.00	\$68,760.00	\$68,760.00
VITECH SYSTEMS GROUP, INC., 275 E BROAD ST., COLUMBUS, OH (https://www.google.com/maps/place/275%20E%20BROAD%20ST.,COLUMBUS,OH)	Graph	2	\$63,814.00	\$63,814.00	\$63,814.00	\$63,814.00
Totals	Graph	4	\$70,847.00	\$63,814.00	\$63,814.00	\$87,000.00

Latitude: 39.963059 Longitude: -82.993878

Employer Name/Employer Address	Graph	Count	Mean Wage	Median Wage	Lowest Wage	Highest Wage
DELPHIA CONSULTING LLC, 250 E. BROAD STREET, COLUMBUS, OH (https://www.google.com/maps/place/250%20E.%20BROAD%20STREET,COLUMBUS,OH)	Graph	1	\$71,614.00	\$71,614.00	\$71,614.00	\$71,614.00
Totals	Graph	1	\$71,614.00	\$71,614.00	\$71,614.00	\$71,614.00

Employer Name/Worksite Address	Graph	Count	Mean Wage	Median Wage	Lowest Wage	Highest Wage
DELPHIA CONSULTING LLC, 250 EAST BROAD STREET, COLUMBUS, OH (https://www.google.com/maps/place/250%20EAST%20BROAD%20STREET,COLUMBUS,OH)	Graph	1	\$71,614.00	\$71,614.00	\$71,614.00	\$71,614.00
Totals	Graph	1	\$71,614.00	\$71,614.00	\$71,614.00	\$71,614.00

Latitude: 39.963211 Longitude: -82.992572

Employer Name/Worksite Address	Graph	Count	Mean Wage	Median Wage	Lowest Wage	Highest Wage
SAGITEC SOLUTIONS, LLC, 300 EAST BROAD STREET, COLUMBUS, OH (https://www.google.com/maps/place/300%20EAST%20BROAD%20STREET,COLUMBUS,OH)	Graph	3	\$74,666.67	\$76,500.00	\$71,000.00	\$76,500.00
Totals	Graph	3	\$74,666.67	\$76,500.00	\$71,000.00	\$76,500.00

Latitude: 39.963218 Longitude: -82.991335

Employer Name/Employer Address	Graph	Count	Mean Wage	Median Wage	Lowest Wage	Highest Wage
FRANKLIN COUNTY HISTORICAL SOCIETY, 333 W BROAD STREET, COLUMBUS, OH (https://www.google.com/maps/place/333%20W%20BROAD%20STREET,COLUMBUS,OH)	Graph	2	\$260,000.00	\$260,000.00	\$260,000.00	\$260,000.00
Totals	Graph	2	\$260,000.00	\$260,000.00	\$260,000.00	\$260,000.00

Employer Name/Worksite Address	Graph	Count	Mean Wage	Median Wage	Lowest Wage	Highest Wage
FRANKLIN COUNTY HISTORICAL SOCIETY, 333 W BROAD STREET, COLUMBUS, OH (https://www.google.com/maps/place/333%20W%20BROAD%20STREET,COLUMBUS,OH)	Graph	2	\$260,000.00	\$260,000.00	\$260,000.00	\$260,000.00
Totals	Graph	2	\$260,000.00	\$260,000.00	\$260,000.00	\$260,000.00

Latitude: 39.963234 Longitude: -82.994081

Employer Name/Worksite Address	Graph	Count	Mean Wage	Median Wage	Lowest Wage	Highest Wage
AMERITEK GLOBAL INC, 518,E BROAD ST, COLUMBUS, OH (https://www.google.com/maps/place/518,E%20BROAD%20ST,COLUMBUS,OH)	Graph	1	\$70,000.00	\$70,000.00	\$70,000.00	\$70,000.00
Totals	Graph	1	\$70,000.00	\$70,000.00	\$70,000.00	\$70,000.00

Latitude: 39.963459 Longitude: -82.989244

Employer Name/Employer Address	Graph	Count	Mean Wage	Median Wage	Lowest Wage	Highest Wage
UNITED METHODIST CHILDREN'S HOME OF THE WEST OHIO CONFERENCE, 431 EAST BROAD STREET, COLUMBUS, OH (https://www.google.com/maps/place/431%20EAST%20BROAD%20STREET,COLUMBUS,OH)	Graph	1	\$38,900.00	\$38,900.00	\$38,900.00	\$38,900.00
Totals	Graph	1	\$38,900.00	\$38,900.00	\$38,900.00	\$38,900.00

Employer Name/Worksite Address	Graph	Count	Mean Wage	Median Wage	Lowest Wage	Highest Wage
UNITED METHODIST CHILDREN'S HOME OF THE WEST OHIO CONFERENCE, 431 EAST BROAD STREET, COLUMBUS, OH (https://www.google.com/maps/place/431%20EAST%20BROAD%20STREET,COLUMBUS,OH)	Graph	1	\$38,900.00	\$38,900.00	\$38,900.00	\$38,900.00

Employer Name/Worksite Address	Graph	Count	Mean Wage	Median Wage	Lowest Wage	Highest Wage
Totals	Graph	1	\$38,900.00	\$38,900.00	\$38,900.00	\$38,900.00

Latitude: 39.963535 Longitude: -83.002773

Employer Name/Worksite Address	Graph	Count	Mean Wage	Median Wage	Lowest Wage	Highest Wage
INFORMATION CONTROL COMPANY, LCC, 21 N FRONT STREET, COLUMBUS, OH (https://www.google.com/maps/place/21+N+FRONT+STREET,COLUMBUS,OH)	Graph	1	\$95,500.00	\$95,500.00	\$95,500.00	\$95,500.00
Totals	Graph	1	\$95,500.00	\$95,500.00	\$95,500.00	\$95,500.00

Latitude: 39.963592 Longitude: -82.988083

Employer Name/Employer Address	Graph	Count	Mean Wage	Median Wage	Lowest Wage	Highest Wage
MOTORISTS MUTUAL INSURANCE COMPANY, 471 E. BROAD STREET, COLUMBUS, OH (https://www.google.com/maps/place/471+E.+BROAD+STREET,COLUMBUS,OH)	Graph	10	\$84,661.00	\$84,381.71	\$64,012.00	\$120,016.00
Totals	Graph	10	\$84,661.00	\$84,381.71	\$64,012.00	\$120,016.00

Employer Name/Worksite Address	Graph	Count	Mean Wage	Median Wage	Lowest Wage	Highest Wage
ONLY IT CONSULTING, LLC, 471 E BROAD ST, COLUMBUS, OH (https://www.google.com/maps/place/471+E+BROAD+ST,COLUMBUS,OH)	Graph	1	\$60,000.00	\$60,000.00	\$60,000.00	\$60,000.00
PRICEWATERHOUSECOOPERS ADVISORY SERVICES LLC, 471 EAST BROAD STREET, COLUMBUS, OH (https://www.google.com/maps/place/471+E+STREET,COLUMBUS,OH)	Graph	1	\$200,000.00	\$200,000.00	\$200,000.00	\$200,000.00
SAAMA TECHNOLOGIES, INC., 471 E. BROAD ST., COLUMBUS, OH (https://www.google.com/maps/place/471+E.+BROAD+ST.,COLUMBUS,OH)	Graph	2	\$105,540.00	\$101,080.00	\$101,080.00	\$110,000.00
MOTORISTS MUTUAL INSURANCE COMPANY, 471 E. BROAD STREET, COLUMBUS, OH (https://www.google.com/maps/place/471+E.+BROAD+STREET,COLUMBUS,OH)	Graph	10	\$84,661.00	\$84,381.71	\$64,012.00	\$120,016.00
Totals	Graph	14	\$94,120.72	\$90,012.00	\$60,000.00	\$200,000.00

Latitude: 39.963739 Longitude: -82.986799

Employer Name/Worksite Address	Graph	Count	Mean Wage	Median Wage	Lowest Wage	Highest Wage
DELOITTE CONSULTING LLP, 519 EAST BROAD STREET, COLUMBUS, OH (https://www.google.com/maps/place/519+E+STREET,COLUMBUS,OH)	Graph	60	\$72,000.00	\$70,000.00	\$65,000.00	\$83,000.00
Totals	Graph	60	\$72,000.00	\$70,000.00	\$65,000.00	\$83,000.00

Latitude: 39.963864 Longitude: -82.986865

Employer Name/Employer Address	Graph	Count	Mean Wage	Median Wage	Lowest Wage	Highest Wage
STATE AUTO PROPERTY & CASUALTY INSURANCE COMPANY, 518 EAST BROAD STREET, COLUMBUS, OH (https://www.google.com/maps/place/518+E+STREET,COLUMBUS,OH)	Graph	1	\$65,000.00	\$65,000.00	\$65,000.00	\$65,000.00
STATE AUTO PROPERTY AND CASUALTY INSURANCE COMPANY, 518 EAST BROAD STREET, COLUMBUS, OH (https://www.google.com/maps/place/518+E+STREET,COLUMBUS,OH)	Graph	1	\$101,000.00	\$101,000.00	\$101,000.00	\$101,000.00
STATE AUTOMOBILE MUTUAL INSURANCE COMPANY, INC., 518 EAST BROAD STREET, COLUMBUS, OH (https://www.google.com/maps/place/518+E+STREET,COLUMBUS,OH)	Graph	1	\$90,438.00	\$90,438.00	\$90,438.00	\$90,438.00
Totals	Graph	3	\$85,479.33	\$90,438.00	\$65,000.00	\$101,000.00

Employer Name/Worksite Address	Graph	Count	Mean Wage	Median Wage	Lowest Wage	Highest Wage
AMPHION GLOBAL INC, 518 E BOARD ST, COLUMBUS, OH (https://www.google.com/maps/place/518%20E%20BOARD%20ST,COLUMBUS,OH)	Graph	1	\$50,357.00	\$50,357.00	\$50,357.00	\$50,357.00
YASHCO SYSTEMS, INC., 518 E. BROAD ST., COLUMBIS, OH (https://www.google.com/maps/place/518%20E.%20BROAD%20ST.,COLUMBIS,OH)	Graph	1	\$72,800.00	\$72,800.00	\$72,800.00	\$72,800.00
TECHNOSOFT CORPORATION, 518 E BROAD ST., COLUMBUS, OH (https://www.google.com/maps/place/518%20E%20BROAD%20ST.,COLUMBUS,OH)	Graph	4	\$95,500.00	\$68,000.00	\$64,000.00	\$140,000.00
STATE AUTOMOBILE MUTUAL INSURANCE COMPANY, INC., 518 E. BROAD STREET, COLUMBUS, OH (https://www.google.com/maps/place/518%20E.%20BROAD%20STREET,COLUMBUS,OH)	Graph	6	\$76,646.67	\$72,000.00	\$70,000.00	\$90,438.00
DELOITTE CONSULTING LLP, 518 E BOARD STREET, COLUMBUS, OH (https://www.google.com/maps/place/518%20E%20BOARD%20STREET,COLUMBUS,OH)	Graph	15	\$96,000.00	\$96,000.00	\$96,000.00	\$96,000.00
RENEE SYSTEMS, INC, 518 E BROAD ST, COLUMBUS, OH (https://www.google.com/maps/place/518%20E%20BROAD%20ST,COLUMBUS,OH)	Graph	15	\$72,625.33	\$70,720.00	\$60,000.00	\$86,590.00
DELOITTE CONSULTING LLP, 518 E BROAD STREET, COLUMBUS, OH (https://www.google.com/maps/place/518%20E%20BROAD%20STREET,COLUMBUS,OH)	Graph	63	\$69,484.40	\$68,640.00	\$50,357.00	\$112,320.00
GLOBAL DATA MART INC., 518 EAST BROAD STREET, COLUMBUS, OH (https://www.google.com/maps/place/518%20EAST%20BROAD%20STREET,COLUMBUS,OH)	Graph	114	\$84,210.00	\$83,000.00	\$60,000.00	\$120,000.00
Totals	Graph	219	\$79,780.25	\$77,189.00	\$50,357.00	\$140,000.00

Latitude: 39.963997 Longitude: -82.984528

Employer Name/Employer Address	Graph	Count	Mean Wage	Median Wage	Lowest Wage	Highest Wage
STAID LOGIC LLC, 595 E BROAD ST, COLUMBUS, OH (https://www.google.com/maps/place/595%20E%20BROAD%20ST,COLUMBUS,OH)	Graph	5	\$68,186.80	\$68,890.00	\$65,374.00	\$68,890.00
Totals	Graph	5	\$68,186.80	\$68,890.00	\$65,374.00	\$68,890.00

Employer Name/Worksite Address	Graph	Count	Mean Wage	Median Wage	Lowest Wage	Highest Wage
STAID LOGIC LLC, 595 E BROAD ST, COLUMBUS, OH (https://www.google.com/maps/place/595%20E%20BROAD%20ST,COLUMBUS,OH)	Graph	5	\$68,186.80	\$68,890.00	\$65,374.00	\$68,890.00
Totals	Graph	5	\$68,186.80	\$68,890.00	\$65,374.00	\$68,890.00

Latitude: 39.964157 Longitude: -82.996693

Employer Name/Worksite Address	Graph	Count	Mean Wage	Median Wage	Lowest Wage	Highest Wage
EXP U.S. SERVICES INC., 150 EAST GAY ST., COLUMBUS, OH (https://www.google.com/maps/place/150%20EAST%20GAY%20ST.,COLUMBUS,OH)	Graph	2	\$61,214.00	\$58,926.00	\$58,926.00	\$63,502.00
KARWELL TECHNOLOGIIES, INC., 150 E. GAY STREET, COLUMBUS, OH (https://www.google.com/maps/place/150%20E.%20GAY%20STREET,COLUMBUS,OH)	Graph	2	\$60,000.00	\$60,000.00	\$60,000.00	\$60,000.00
Totals	Graph	4	\$60,607.00	\$60,000.00	\$58,926.00	\$63,502.00

Latitude: 39.964313 Longitude: -82.98176

Employer Name/Worksite Address	Graph	Count	Mean Wage	Median Wage	Lowest Wage	Highest Wage
DELOITTE CONSULTING LLP, 1800 EAST BROAD STREET, COLUMBUS, OH (https://www.google.com/maps/place/1800%20EAST%20BROAD%20STREET,COLUMBUS,OH)	Graph	15	\$83,000.00	\$83,000.00	\$83,000.00	\$83,000.00
Totals	Graph	15	\$83,000.00	\$83,000.00	\$83,000.00	\$83,000.00

Latitude: 39.964752 Longitude: -83.125956

Employer Name/Worksite Address	Graph	Count	Mean Wage	Median Wage	Lowest Wage	Highest Wage
SATIN SOLUTIONS LLC, 1980 W BOARD STREET, COLUMBUS, OH (https://www.google.com/maps/place/1980%20W%20BOARD%20STREET,COLUMBUS,OH)	Graph	1	\$72,000.00	\$72,000.00	\$72,000.00	\$72,000.00
Totals	Graph	1	\$72,000.00	\$72,000.00	\$72,000.00	\$72,000.00

Latitude: 39.96489 Longitude: -83.001025

Employer Name/Worksite Address	Graph	Count	Mean Wage	Median Wage	Lowest Wage	Highest Wage
E-CRANE INTERNATIONAL USA INC, 5 EAST LONG STREET, COLUMBUS, OH (https://www.google.com/maps/place/5%20EAST%20LONG%20STREET,COLUMBUS,OH)	Graph	1	\$72,000.00	\$72,000.00	\$72,000.00	\$72,000.00
Totals	Graph	1	\$72,000.00	\$72,000.00	\$72,000.00	\$72,000.00

Latitude: 39.964942 Longitude: -82.976377

Employer Name/Worksite Address	Graph	Count	Mean Wage	Median Wage	Lowest Wage	Highest Wage
PARKSIDE BEHAVIORAL HEALTHCARE ACQUISITION, INC., 899 EAST BROAD STREET, COLUMBUS, OH (https://www.google.com/maps/place/899%20EAST%20BROAD%20STREET,COLUMBUS,OH)	Graph	1	\$43,680.00	\$43,680.00	\$43,680.00	\$43,680.00
Totals	Graph	1	\$43,680.00	\$43,680.00	\$43,680.00	\$43,680.00

Latitude: 39.965002 Longitude: -83.005044

Employer Name/Employer Address	Graph	Count	Mean Wage	Median Wage	Lowest Wage	Highest Wage
AEP ONSITE PARTNERS, LLC, 1 RIVERSIDE PLAZA, COLUMBUS, OH (https://www.google.com/maps/place/1%20RIVERSIDE%20PLAZA,COLUMBUS,OH)	Graph	2	\$77,500.00	\$60,000.00	\$60,000.00	\$95,000.00
AMERICAN ELECTRIC POWER, 1 RIVERSIDE PLAZA, COLUMBUS, OH (https://www.google.com/maps/place/1%20RIVERSIDE%20PLAZA,COLUMBUS,OH)	Graph	15	\$88,630.20	\$95,000.00	\$65,000.00	\$115,000.00
Totals	Graph	17	\$87,320.76	\$95,000.00	\$60,000.00	\$115,000.00

Employer Name/Worksite Address	Graph	Count	Mean Wage	Median Wage	Lowest Wage	Highest Wage
RESOURCE POINT, LLC, 1 RIVERSIDE PLAZA, COLUMBIA, OH (https://www.google.com/maps/place/1%20RIVERSIDE%20PLAZA,COLUMBIA,OH)	Graph	1	\$63,814.40	\$63,814.40	\$63,814.40	\$63,814.40
COOLSOFT LLC, 1 RIVERSIDE PLZ, COLUMBUS, OH (https://www.google.com/maps/place/1%20RIVERSIDE%20PLZ,COLUMBUS,OH)	Graph	3	\$67,666.67	\$65,000.00	\$60,000.00	\$78,000.00
AMERICAN ELECTRIC POWER, 1 RIVERSIDE PLAZA, COLUMBUS, OH (https://www.google.com/maps/place/1%20RIVERSIDE%20PLAZA,COLUMBUS,OH)	Graph	73	\$73,145.82	\$65,500.00	\$54,080.00	\$123,000.00
Totals	Graph	77	\$72,811.16	\$65,000.00	\$54,080.00	\$123,000.00

Latitude: 39.965288 Longitude: -83.001302

Employer Name/Employer Address	Graph	Count	Mean Wage	Median Wage	Lowest Wage	Highest Wage
DEVICARE SOLUTIONS, 131 N HIGH ST, SUITE 640, COLUMBUS, OH (https://www.google.com/maps/place/131%20N%20HIGH%20ST,%20SUITE%20640,COLUMBUS,OH)	Graph	3	\$69,000.00	\$66,000.00	\$65,000.00	\$76,000.00
DEVICARE SOLUTIONS LIMITED, 131 N. HIGH STREET, SUITE 640, COLUMBUS, OH (https://www.google.com/maps/place/131%20N.%20HIGH%20STREET,%20SUITE%20640,COLUMBUS,OH)	Graph	4	\$65,750.00	\$65,000.00	\$63,000.00	\$70,000.00
DEVICARE SOLUTIONS, LTD., 131 N. HIGH STREET, COLUMBUS, OH (https://www.google.com/maps/place/131%20N.%20HIGH%20STREET,COLUMBUS,OH)	Graph	4	\$65,000.00	\$65,000.00	\$65,000.00	\$65,000.00
Totals	Graph	11	\$66,363.64	\$65,000.00	\$63,000.00	\$76,000.00

Employer Name/Worksite Address	Graph	Count	Mean Wage	Median Wage	Lowest Wage	Highest Wage
DEVICARE SOLUTIONS LIMITED, 131 N. HIGH STREET, SUITE 640, COLUMBUS, OH (https://www.google.com/maps/place/131%20N.%20HIGH%20STREET,%20SUITE%20640,COLUMBUS,OH)	Graph	4	\$65,750.00	\$65,000.00	\$63,000.00	\$70,000.00
Totals	Graph	4	\$65,750.00	\$65,000.00	\$63,000.00	\$70,000.00

Latitude: 39.965737 Longitude: -82.990314

Employer Name/Worksite Address	Graph	Count	Mean Wage	Median Wage	Lowest Wage	Highest Wage
NIC INFO TEK INC, NATIONWIDE PLAZA 3 (DOWNTOWN), COLUMBUS, OH (https://www.google.com/maps/place/NATIONWIDE%20PLAZA%203%20(DOWNTOWN),COLUMBUS,OH)	Graph	1	\$75,442.00	\$75,442.00	\$75,442.00	\$75,442.00
SUPERIOR SOFTWARE AND TECHNOLOGY SOLUTIONS, LLC., NATIONWIDE PLAZA 3, COLUMBUS, OH (https://www.google.com/maps/place/NATIONWIDE%20PLAZA%203,COLUMBUS,OH)	Graph	1	\$62,000.00	\$62,000.00	\$62,000.00	\$62,000.00
VEDICSOFT SOLUTIONS LLC, NATIONWIDE INSURANCE, COLUMBUS, OH (https://www.google.com/maps/place/NATIONWIDE%20INSURANCE,COLUMBUS,OH)	Graph	1	\$70,221.00	\$70,221.00	\$70,221.00	\$70,221.00
Totals	Graph	3	\$69,221.00	\$70,221.00	\$62,000.00	\$75,442.00

Latitude: 39.966168 Longitude: -83.003277

Employer Name/Worksite Address	Graph	Count	Mean Wage	Median Wage	Lowest Wage	Highest Wage
ERP ANALYSTS, INC, 215 NORTH FRONT ST., COLUMBUS, OH (https://www.google.com/maps/place/215%20NORTH%20FRONT%20ST.,COLUMBUS,OH)	Graph	1	\$65,000.00	\$65,000.00	\$65,000.00	\$65,000.00
COOLSOFT LLC, 215 N. FRONT ST, COLUMBUS, OH (https://www.google.com/maps/place/215%20N.%20FRONT%20ST,COLUMBUS,OH)	Graph	2	\$76,721.00	\$75,442.00	\$75,442.00	\$78,000.00
ADECCO GROUP NA/MODIS, INC., 215 N. FRONT ST., COLUMBUS, OH (https://www.google.com/maps/place/215%20N.%20FRONT%20ST.,COLUMBUS,OH)	Graph	4	\$79,218.00	\$77,209.60	\$77,209.60	\$81,452.80
ACCENTURE LLP, 215 N FRONT ST, COLUMBUS, OH (https://www.google.com/maps/place/215%20N%20FRONT%20ST,COLUMBUS,OH)	Graph	5	\$84,905.00	\$78,000.00	\$66,150.00	\$123,375.00
IBM INDIA PRIVATE LIMITED, 215 N. FRONT STREET, COLUMBUS, OH (https://www.google.com/maps/place/215%20N.%20FRONT%20STREET,COLUMBUS,OH)	Graph	9	\$92,177.82	\$91,000.00	\$71,319.00	\$125,278.00
POPULUS GROUP LLC, 215 NORTH FRONT STREET, COLUMBUS, OH (https://www.google.com/maps/place/215%20NORTH%20FRONT%20STREET,COLUMBUS,OH)	Graph	16	\$76,073.50	\$70,119.00	\$56,638.00	\$120,000.00
AVANT-GARDE SOLUTIONS, LTD., 215 N FRONT STREET, COLUMBUS, OH (https://www.google.com/maps/place/215%20N%20FRONT%20STREET,COLUMBUS,OH)	Graph	20	\$97,170.82	\$100,000.00	\$63,814.00	\$130,000.00
Totals	Graph	57	\$86,842.66	\$85,000.00	\$56,638.00	\$130,000.00

Latitude: 39.966271 Longitude: -83.002134

Employer Name/Worksite Address	Graph	Count	Mean Wage	Median Wage	Lowest Wage	Highest Wage
IBM INDIA PRIVATE LIMITED, 30 W SPRINT STREET, COLUMBUS, OH (https://www.google.com/maps/place/30%20W%20SPRINT%20STREET,COLUMBUS,OH)	Graph	1	\$77,997.00	\$77,997.00	\$77,997.00	\$77,997.00
MERIDIANSOFT, INC., 30 WEST SPRING ST., COLUMBUS, OH (https://www.google.com/maps/place/30%20WEST%20SPRING%20ST.,COLUMBUS,OH)	Graph	1	\$70,000.00	\$70,000.00	\$70,000.00	\$70,000.00
MPOWER LOGIC INC., 30 WEST SPRING ST, 4TH FLOOR, COLUMBUS, OH (https://www.google.com/maps/place/30%20WEST%20SPRING%20ST,%204TH%20FLOOR,COLUMBUS,OH)	Graph	1	\$143,056.00	\$143,056.00	\$143,056.00	\$143,056.00
PROLIM GLOBAL CORPORATION, 30 WEST SPRING ST, COLUMBUS, OH (https://www.google.com/maps/place/30%20WEST%20SPRING%20ST,COLUMBUS,OH)	Graph	1	\$95,000.00	\$95,000.00	\$95,000.00	\$95,000.00
DATA SYSTEMS INTEGRATION GROUP INC., 30 W SPRING ST., COLUMBUS, OH (https://www.google.com/maps/place/30%20W%20SPRING%20ST.,COLUMBUS,OH)	Graph	2	\$73,000.00	\$70,000.00	\$70,000.00	\$76,000.00
SYNERGY TECHNOLOGIES, LLC., 30 W. SPRING STREET, COLUMBUS, OH (https://www.google.com/maps/place/30%20W.%20SPRING%20STREET,COLUMBUS,OH)	Graph	3	\$64,439.67	\$65,000.00	\$57,000.00	\$71,319.00
ADALISOFT INC, 30 W. SPRING ST., COLUMBUS, OH (https://www.google.com/maps/place/30%20W.%20SPRING%20ST.,COLUMBUS,OH)	Graph	4	\$79,995.00	\$64,480.00	\$62,000.00	\$102,500.00

Employer Name/Worksite Address	Graph	Count	Mean Wage	Median Wage	Lowest Wage	Highest Wage
CYMA SYSTEMS INC, 30 W SPRING STREET, COLUMBUS, OH (https://www.google.com/maps/place/30%20W%20SPRING%20STREET,COLUMBUS,OH)	Graph	6	\$77,126.67	\$74,825.00	\$71,319.00	\$90,000.00
COVETIT, INC, 30 W SPRING ST, COLUMBUS, OH (https://www.google.com/maps/place/30%20W%20SPRING%20ST,COLUMBUS,OH)	Graph	23	\$77,908.13	\$77,210.00	\$60,000.00	\$140,000.00
CLUSTER SOFTWARE, INC., 30 WEST SPRING STREET, COLUMBUS, OH (https://www.google.com/maps/place/30%20WEST%20SPRING%20STREET,COLUMBUS,OH)	Graph	25	\$129,979.13	\$164,000.00	\$70,000.00	\$164,000.00
Totals	Graph	67	\$97,753.39	\$77,997.00	\$57,000.00	\$164,000.00

Latitude: 39.966425 Longitude: -82.963544

Employer Name/Employer Address	Graph	Count	Mean Wage	Median Wage	Lowest Wage	Highest Wage
CENTRAL OHIO MINORITY BUSINESS ASSOCIATION, 1393 EAST BROAD STREET, COLUMBUS, OH (https://www.google.com/maps/place/1393%20EAST%20BROAD%20STREET,COLUMBUS,OH)	Graph	1	\$52,000.00	\$52,000.00	\$52,000.00	\$52,000.00
Totals	Graph	1	\$52,000.00	\$52,000.00	\$52,000.00	\$52,000.00

Employer Name/Worksite Address	Graph	Count	Mean Wage	Median Wage	Lowest Wage	Highest Wage
CENTRAL OHIO MINORITY BUSINESS ASSOCIATION, 1393 EAST BROAD STREET, COLUMBUS, OH (https://www.google.com/maps/place/1393%20EAST%20BROAD%20STREET,COLUMBUS,OH)	Graph	1	\$52,000.00	\$52,000.00	\$52,000.00	\$52,000.00
Totals	Graph	1	\$52,000.00	\$52,000.00	\$52,000.00	\$52,000.00

Latitude: 39.966912 Longitude: -83.003099

Employer Name/Worksite Address	Graph	Count	Mean Wage	Median Wage	Lowest Wage	Highest Wage
GENERESIT LLC, ONE NATIONWIDE PAZA, COLUMBUS, OH (https://www.google.com/maps/place/ONE%20NATIONWIDE%20PAZA,COLUMBUS,OH)	Graph	1	\$70,000.00	\$70,000.00	\$70,000.00	\$70,000.00
NATIONWIDE INSURANCE, ONE NATIONWIDE PLAZA, COLUMBUS, OH (https://www.google.com/maps/place/ONE%20NATIONWIDE%20PLAZA,COLUMBUS,OH)	Graph	1	\$70,000.00	\$70,000.00	\$70,000.00	\$70,000.00
Totals	Graph	2	\$70,000.00	\$70,000.00	\$70,000.00	\$70,000.00

Latitude: 39.967014 Longitude: -82.997425

Employer Name/Worksite Address	Graph	Count	Mean Wage	Median Wage	Lowest Wage	Highest Wage
KRONSYS, INC., 215 N. FRONT ST, PLAZA 4, COLUMBUS, OH (https://www.google.com/maps/place/215%20N.%20FRONT%20ST,%20PLAZA%204,COLUMBUS,OH)	Graph	1	\$81,000.00	\$81,000.00	\$81,000.00	\$81,000.00
FAST SWITCH LTD, 221 N FRONT ST, PLAZA 4, COLUMBUS, OH (https://www.google.com/maps/place/221%20N%20FRONT%20ST,%20PLAZA%204,COLUMBUS,OH)	Graph	2	\$77,480.00	\$75,920.00	\$75,920.00	\$79,040.00
Totals	Graph	3	\$78,653.33	\$79,040.00	\$75,920.00	\$81,000.00

Latitude: 39.967395 Longitude: -83.001578

Employer Name/Worksite Address	Graph	Count	Mean Wage	Median Wage	Lowest Wage	Highest Wage
SVAM INTERNATIONAL, INC., 246 NORTH HIGH ST., COLUMBUS, OH (https://www.google.com/maps/place/246%20NORTH%20HIGH%20ST.,COLUMBUS,OH)	Graph	1	\$69,826.00	\$69,826.00	\$69,826.00	\$69,826.00
Totals	Graph	1	\$69,826.00	\$69,826.00	\$69,826.00	\$69,826.00

Latitude: 39.967667 Longitude: -83.00525

Employer Name/Employer Address	Graph	Count	Mean Wage	Median Wage	Lowest Wage	Highest Wage
POSTALI LLC, 274 MARCONI BLVD, COLUMBUS, OH (https://www.google.com/maps/place/274%20MARCONI%20BLVD,COLUMBUS,OH)	Graph	2	\$57,678.50	\$50,357.00	\$50,357.00	\$65,000.00
Totals	Graph	2	\$57,678.50	\$50,357.00	\$50,357.00	\$65,000.00

Employer Name/Worksite Address	Graph	Count	Mean Wage	Median Wage	Lowest Wage	Highest Wage
BAESMAN GROUP, INC., 274 MARCONI BLVD, COLUMBUS, OH (https://www.google.com/maps/place/274%20MARCONI%20BLVD,COLUMBUS,OH)	Graph	3	\$59,119.00	\$62,000.00	\$50,357.00	\$65,000.00
Totals	Graph	3	\$59,119.00	\$62,000.00	\$50,357.00	\$65,000.00

Latitude: 39.96769 Longitude: -83.000507

Employer Name/Worksite Address	Graph	Count	Mean Wage	Median Wage	Lowest Wage	Highest Wage
GRAPNEL TECH SERVICES, LLC, 35 E. CHESTNUT ST., COLUMBUS, OH (https://www.google.com/maps/place/35%20E.%20CHESTNUT%20ST.,COLUMBUS,OH)	Graph	1	\$77,500.00	\$77,500.00	\$77,500.00	\$77,500.00
INDOTRONIX INTERNATIONAL CORPORATION, 35 E CHESTNUT ST., COLUMBUS, OH (https://www.google.com/maps/place/35%20E%20CHESTNUT%20ST.,COLUMBUS,OH)	Graph	1	\$98,613.00	\$98,613.00	\$98,613.00	\$98,613.00
NIXSOL, INC., 35 E CHESTNUT ST, COLUMBUS, OH (https://www.google.com/maps/place/35%20E%20CHESTNUT%20ST,COLUMBUS,OH)	Graph	1	\$75,900.00	\$75,900.00	\$75,900.00	\$75,900.00
GLOBAL DATA MART INC., 35 EAST CHESTNUT STREET, COLUMBUS, OH (https://www.google.com/maps/place/35%20EAST%20CHESTNUT%20STREET,COLUMBUS,OH)	Graph	2	\$64,912.80	\$60,000.00	\$60,000.00	\$69,825.60
MASTECH DIGITAL TECHNOLOGIES, INC., A MASTECH DIGITAL, INC. COMPANY, 35 EAST CHESTNUT ST, COLUMBUS, OH (https://www.google.com/maps/place/35%20EAST%20CHESTNUT%20ST,COLUMBUS,OH)	Graph	6	\$73,466.00	\$73,466.00	\$73,466.00	\$73,466.00
Totals	Graph	11	\$74,784.96	\$73,466.00	\$60,000.00	\$98,613.00

Latitude: 39.96772 Longitude: -83.005393

Employer Name/Worksite Address	Graph	Count	Mean Wage	Median Wage	Lowest Wage	Highest Wage
ASTIR SERVICES LLC, 275 MARCONI BLDG, COLUMBUS, OH (https://www.google.com/maps/place/275%20MARCONI%20BLDG,COLUMBUS,OH)	Graph	1	\$60,000.00	\$60,000.00	\$60,000.00	\$60,000.00
NATIONWIDE INSURANCE, 275 MARCONI BOULEVARD, COLUMBUS, OH (https://www.google.com/maps/place/275%20MARCONI%20BOULEVARD,COLUMBUS,OH)	Graph	1	\$90,000.00	\$90,000.00	\$90,000.00	\$90,000.00
POPULUS GROUP LLC, 275 MARCONI BLVD, COLUMBUS, OH (https://www.google.com/maps/place/275%20MARCONI%20BLVD,COLUMBUS,OH)	Graph	7	\$89,062.86	\$95,000.00	\$60,000.00	\$118,560.00
NATIONWIDE INSURANCE, 275 MARCONI BLVD., COLUMBUS, OH (https://www.google.com/maps/place/275%20MARCONI%20BLVD.,COLUMBUS,OH)	Graph	10	\$96,750.60	\$86,590.00	\$73,278.00	\$120,000.00
Totals	Graph	19	\$91,628.74	\$90,000.00	\$60,000.00	\$120,000.00

Latitude: 39.967763 Longitude: -83.007718

Employer Name/Employer Address	Graph	Count	Mean Wage	Median Wage	Lowest Wage
DIAMOND HILL CAPITAL MANAGEMENT, INC., 325 JOHN H. MCCONNELL BLVD. SUITE 200, COLUMBUS, OH (https://www.google.com/maps/place/325%20JOHN%20H.%20MCCONNELL%20BLVD.%20SUITE%20200,COLUMBUS,OH)	Graph	2	\$75,000.00	\$75,000.00	\$75,000.00
Totals	Graph	2	\$75,000.00	\$75,000.00	\$75,000.00

Employer Name/Worksite Address	Graph	Count	Mean Wage	Median Wage	Lowest Wage
CENTRIC CONSULTING, LLC, 325 JOHN H. MCCONNELL BLVD, COLUMBUS, OH (https://www.google.com/maps/place/325%20JOHN%20H.%20MCCONNELL%20BLVD,COLUMBUS,OH)	Graph	2	\$77,525.00	\$77,525.00	\$77,525.00

Employer Name/Worksite Address	Graph	Count	Mean Wage	Median Wage	Lowest Wage
DIAMOND HILL CAPITAL MANAGEMENT, INC., 325 JOHN H. MCCONNELL BLVD. SUITE 200, COLUMBUS, OH (https://www.google.com/maps/place/325%20JOHN%20H.%20MCCONNELL%20BLVD.%20SUITE%20200,COLUMBUS,OH)	Graph	2	\$75,000.00	\$75,000.00	\$75,000.00
Totals	Graph	4	\$76,262.50	\$75,000.00	\$75,000.00

Latitude: 39.967788 Longitude: -82.99419

Employer Name/Worksite Address	Graph	Count	Mean Wage	Median Wage	Lowest Wage	Highest Wage
VALHALLA HOLDINGS, INC., 226 NORTH FIFTH STREET, COLUMBUS, OH (https://www.google.com/maps/place/226%20NORTH%20FIFTH%20STREET,COLUMBUS,OH)	Graph	1	\$46,509.00	\$46,509.00	\$46,509.00	\$46,509.00
Totals	Graph	1	\$46,509.00	\$46,509.00	\$46,509.00	\$46,509.00

Latitude: 39.967985 Longitude: -83.005305

Employer Name/Employer Address	Graph	Count	Mean Wage	Median Wage	Lowest Wage	Highest Wage
SCHOOLEY CALDWELL ASSOCIATES INC., 300 MARCONI BLVD., COLUMBUS, OH (https://www.google.com/maps/place/300%20MARCONI%20BLVD.,COLUMBUS,OH)	Graph	1	\$47,000.00	\$47,000.00	\$47,000.00	\$47,000.00
Totals	Graph	1	\$47,000.00	\$47,000.00	\$47,000.00	\$47,000.00

Employer Name/Worksite Address	Graph	Count	Mean Wage	Median Wage	Lowest Wage	Highest Wage
SCHOOLEY CALDWELL ASSOCIATES INC., 300 MARCONI BLVD., COLUMBUS, OH (https://www.google.com/maps/place/300%20MARCONI%20BLVD.,COLUMBUS,OH)	Graph	1	\$47,000.00	\$47,000.00	\$47,000.00	\$47,000.00
Totals	Graph	1	\$47,000.00	\$47,000.00	\$47,000.00	\$47,000.00

Latitude: 39.968088 Longitude: -83.005456

Employer Name/Worksite Address	Graph	Count	Mean Wage	Median Wage	Lowest Wage	Highest Wage
CLUTCHPOINT, LLC, 303 MARCONI BLVD, COLUMBUS, OH (https://www.google.com/maps/place/303%20MARCONI%20BLVD,COLUMBUS,OH)	Graph	1	\$72,000.00	\$72,000.00	\$72,000.00	\$72,000.00
Totals	Graph	1	\$72,000.00	\$72,000.00	\$72,000.00	\$72,000.00

Latitude: 39.968406 Longitude: -83.001771

Employer Name/Employer Address	Graph	Count	Mean Wage	Median Wage	Lowest Wage	Highest Wage
INSURANCE INTERMEDIARIES, INC., 280 NORTH HIGH STREET, COLUMBUS, OH (https://www.google.com/maps/place/280%20NORTH%20HIGH%20STREET,COLUMBUS,OH)	Graph	1	\$105,934.00	\$105,934.00	\$105,934.00	\$105,934.00
Totals	Graph	1	\$105,934.00	\$105,934.00	\$105,934.00	\$105,934.00

Employer Name/Worksite Address	Graph	Count	Mean Wage	Median Wage	Lowest Wage	Highest Wage
TATA CONSULTANCY SERVICES LIMITED, 280 N HIGH ST., COLUMBUS, OH (https://www.google.com/maps/place/280%20N%20HIGH%20ST.,COLUMBUS,OH)	Graph	1	\$62,005.00	\$62,005.00	\$62,005.00	\$62,005.00
TATA CONSULTANCY SERVICES LIMITED, 280 N. HIGH ST, COLUMBUS, OH (https://www.google.com/maps/place/280%20N.%20HIGH%20ST,COLUMBUS,OH)	Graph	1	\$61,922.00	\$61,922.00	\$61,922.00	\$61,922.00
TATA CONSULTANCY SERVICES LIMITED, 280 N. HIGH STREET, COLUMBUS, OH (https://www.google.com/maps/place/280%20N.%20HIGH%20STREET,COLUMBUS,OH)	Graph	7	\$67,406.57	\$63,814.00	\$54,080.00	\$93,600.00
POPULUS GROUP LLC, 280 N HIGH ST, COLUMBUS, OH (https://www.google.com/maps/place/280%20N%20HIGH%20ST,COLUMBUS,OH)	Graph	9	\$73,465.22	\$62,005.00	\$60,000.00	\$113,360.00

Employer Name/Worksite Address	Graph	Count	Mean Wage	Median Wage	Lowest Wage	Highest Wage
TATA CONSULTANCY SERVICES LIMITED, 280 NORTH HIGH STREET, COLUMBUS, OH (https://www.google.com/maps/place/280%20NORTH%20HIGH%20STREET,COLUMBUS,OH)	Graph	15	\$67,206.60	\$61,922.00	\$60,000.00	\$105,950.00
ERNST & YOUNG U.S. LLP, 280 N HIGH STREET, COLUMBUS, OH (https://www.google.com/maps/place/280%20N%20HIGH%20STREET,COLUMBUS,OH)	Graph	31	\$75,809.78	\$70,000.00	\$58,240.00	\$141,960.00
Totals	Graph	64	\$72,111.91	\$61,922.00	\$54,080.00	\$141,960.00

Latitude: 39.968429 Longitude: -83.006039

Employer Name/Worksite Address	Graph	Count	Mean Wage	Median Wage	Lowest Wage	Highest Wage
DATA SYSTEMS INTEGRATION GROUP INC., 155 WEST NATIONWIDE BLVD., COLUMBUS, OH (https://www.google.com/maps/place/155%20WEST%20NATIONWIDE%20BLVD.,COLUMBUS,OH)	Graph	1	\$72,000.00	\$72,000.00	\$72,000.00	\$72,000.00
INFOSMART SYSTEMS, INC., 155 WEST NATIONWIDE BOULEVARD, COLUMBUS, OH (https://www.google.com/maps/place/155%20WEST%20NATIONWIDE%20BOULEVARD,COLUMBUS,OH)	Graph	1	\$80,000.00	\$80,000.00	\$80,000.00	\$80,000.00
AEP ONSITE PARTNERS, LLC, 155 W. NATIONWIDE BLVD., COLUMBUS, OH (https://www.google.com/maps/place/155%20W.%20NATIONWIDE%20BLVD.,COLUMBUS,OH)	Graph	3	\$73,333.33	\$65,000.00	\$60,000.00	\$95,000.00
AMERICAN BUSINESS SOLUTIONS, INC., 155 W NATIONWIDE BLVD, COLUMBUS, OH (https://www.google.com/maps/place/155%20W%20NATIONWIDE%20BLVD,COLUMBUS,OH)	Graph	4	\$66,856.50	\$65,000.00	\$58,926.00	\$78,000.00
Totals	Graph	9	\$71,047.33	\$65,500.00	\$58,926.00	\$95,000.00

Latitude: 39.968814 Longitude: -83.003172

Employer Name/Worksite Address	Graph	Count	Mean Wage	Median Wage	Lowest Wage	Highest Wage
WIPRO LIMITED, 2 NATIONWIDE PLZ, COLUMBUS, OH (https://www.google.com/maps/place/2%20NATIONWIDE%20PLZ,COLUMBUS,OH)	Graph	1	\$61,922.00	\$61,922.00	\$61,922.00	\$61,922.00
FAST SWITCH LTD, 10 NATIONWIDE BLVD, COLUMBUS, OH (https://www.google.com/maps/place/10%20NATIONWIDE%20BLVD,COLUMBUS,OH)	Graph	2	\$91,520.00	\$79,040.00	\$79,040.00	\$104,000.00
INFORMATION CONTROL COMPANY, LCC, 2 NATIONWIDE BLVD, COLUMBUS, OH (https://www.google.com/maps/place/2%20NATIONWIDE%20BLVD,COLUMBUS,OH)	Graph	2	\$88,000.00	\$76,000.00	\$76,000.00	\$100,000.00
POPULUS GROUP LLC, 2 NATIONWIDE PLAZA, COLUMBUS, OH (https://www.google.com/maps/place/2%20NATIONWIDE%20PLAZA,COLUMBUS,OH)	Graph	2	\$99,400.00	\$98,800.00	\$98,800.00	\$100,000.00
POPULUS GROUP LLC, TWO NATIONWIDE PLAZA, COLUMBUS, OH (https://www.google.com/maps/place/TWO%20NATIONWIDE%20PLAZA,COLUMBUS,OH)	Graph	3	\$71,406.40	\$63,814.40	\$63,814.40	\$86,590.40
ACCENTURE LLP, 3 W NATIONWIDE BLVD, COLUMBUS, OH (https://www.google.com/maps/place/3%20W%20NATIONWIDE%20BLVD,COLUMBUS,OH)	Graph	10	\$72,951.90	\$69,826.00	\$61,922.00	\$92,750.00
DELOITTE CONSULTING LLP, 1 WEST NATIONWIDE BOULEVARD, COLUMBUS, OH (https://www.google.com/maps/place/1%20WEST%20NATIONWIDE%20BOULEVARD,COLUMBUS,OH)	Graph	15	\$83,000.00	\$83,000.00	\$83,000.00	\$83,000.00
Totals	Graph	35	\$80,242.86	\$83,000.00	\$61,922.00	\$104,000.00

Latitude: 39.968826 Longitude: -83.003249

Employer Name/Worksite Address	Graph	Count	Mean Wage	Median Wage	Lowest Wage	Highest Wage
DELOITTE CONSULTING LLP, 10 WEST NATIONWIDE BOULEVARD, COLUMBUS, OH (https://www.google.com/maps/place/10%20WEST%20NATIONWIDE%20BOULEVARD,COLUMBUS,OH)	Graph	15	\$74,880.00	\$74,880.00	\$74,880.00	\$74,880.00
Totals	Graph	15	\$74,880.00	\$74,880.00	\$74,880.00	\$74,880.00

Latitude: 39.968959 Longitude: -82.867434

Employer Name/Worksite Address	Graph	Count	Mean Wage	Median Wage
FIRST TEK , INC., WHITEHALL SERVICE CENTER 11 4653 E MAIN STR., WHITEHALL, OH (https://www.google.com/maps/place/WHITEHALL%20SERVICE%20CENTER%2011%204653%20E%20MAIN%20STR.,WHITEHALL,OH)	Graph	1	\$60,000.00	\$60,000.00

Employer Name/Worksite Address	Graph	Count	Mean Wage	Median Wage
TATA CONSULTANCY SERVICES LIMITED, 4653 E MAIN ST., COLUMBUS, OH (https://www.google.com/maps/place/4653%20E%20MAIN%20ST.,COLUMBUS,OH)	Graph	1	\$95,000.00	\$95,000.00
THE PNC FINANCIAL SERVICES GROUP, INC., 4653 E. MAIN STREET, COLUMBUS, OH (https://www.google.com/maps/place/4653%20E.%20MAIN%20STREET,COLUMBUS,OH)	Graph	1	\$135,000.00	\$135,000.00
ADS ALLIANCE DATA SYSTEMS, INC., 3095 LOYALTY CIRCLE, COLUMBUS, OH (https://www.google.com/maps/place/3095%20LOYALTY%20CIRCLE,COLUMBUS,OH)	Graph	2	\$95,000.00	\$90,000.00
UNIVERSAL SOFTWARE CORPORATION, WHITEHALL SERVICE CENTER II, WHITE HALL, OH (https://www.google.com/maps/place/WHITEHALL%20SERVICE%20CENTER%20II,WHITE%20HALL,OH)	Graph	2	\$60,000.00	\$60,000.00
Totals	Graph	7	\$85,714.29	\$90,000.00

Latitude: 39.969071 Longitude: -83.000827

Employer Name/Worksite Address	Graph	Count	Mean Wage	Median Wage	Lowest Wage	Highest Wage
TATA CONSULTANCY SERVICES LIMITED, 3 E NATIONWIDE BLVD, COLUMBUS, OH (https://www.google.com/maps/place/3%20E%20NATIONWIDE%20BLVD,COLUMBUS,OH)	Graph	1	\$62,500.00	\$62,500.00	\$62,500.00	\$62,500.00
Totals	Graph	1	\$62,500.00	\$62,500.00	\$62,500.00	\$62,500.00

Latitude: 39.96956 Longitude: -83.138146

Employer Name/Employer Address	Graph	Count	Mean Wage	Median Wage	Lowest Wage	Highest Wage
CORE MOLDING TECHNOLOGIES, INC., 800 MANOR PARK DRIVE, COLUMBUS, OH (https://www.google.com/maps/place/800%20MANOR%20PARK%20DRIVE,COLUMBUS,OH)	Graph	1	\$48,000.00	\$48,000.00	\$48,000.00	\$48,000.00
Totals	Graph	1	\$48,000.00	\$48,000.00	\$48,000.00	\$48,000.00

Employer Name/Worksite Address	Graph	Count	Mean Wage	Median Wage	Lowest Wage	Highest Wage
CORE MOLDING TECHNOLOGIES, INC., 800 MANOR PARK DRIVE, COLUMBUS, OH (https://www.google.com/maps/place/800%20MANOR%20PARK%20DRIVE,COLUMBUS,OH)	Graph	1	\$48,000.00	\$48,000.00	\$48,000.00	\$48,000.00
Totals	Graph	1	\$48,000.00	\$48,000.00	\$48,000.00	\$48,000.00

Latitude: 39.970732 Longitude: -82.961496

Employer Name/Worksite Address	Graph	Count	Mean Wage	Median Wage	Lowest Wage	Highest Wage
THE OHIO STATE UNIVERSITY, 181 TAYLOR AVE, COLUMBUS, OH (https://www.google.com/maps/place/181%20TAYLOR%20AVE,COLUMBUS,OH)	Graph	1	\$161,373.60	\$161,373.60	\$161,373.60	\$161,373.60
Totals	Graph	1	\$161,373.60	\$161,373.60	\$161,373.60	\$161,373.60

Latitude: 39.971064 Longitude: -83.121784

Employer Name/Worksite Address	Graph	Count	Mean Wage	Median Wage	Lowest Wage	Highest Wage
IBM CORPORATION, 4499 FISHER RD, COLUMBUS, OH (https://www.google.com/maps/place/4499%20FISHER%20RD,COLUMBUS,OH)	Graph	2	\$126,990.00	\$116,688.00	\$116,688.00	\$137,292.00
IBM CORPORATION, 4499 FISHER ROAD, COLUMBUS, OH (https://www.google.com/maps/place/4499%20FISHER%20ROAD,COLUMBUS,OH)	Graph	2	\$122,121.00	\$107,115.60	\$107,115.60	\$137,126.40
Totals	Graph	4	\$124,555.50	\$116,688.00	\$107,115.60	\$137,292.00

Latitude: 39.971206 Longitude: -82.963407

Employer Name/Worksite Address	Graph	Count	Mean Wage	Median Wage	Lowest Wage	Highest Wage
THE OHIO STATE UNIVERSITY, 1441 PHALE D. HALE DR, COLUMBUS, OH (https://www.google.com/maps/place/1441%20PHALE%20D.%20HALE%20DR,COLUMBUS,OH)	Graph	2	\$200,000.00	\$200,000.00	\$200,000.00	\$200,000.00
Totals	Graph	2	\$200,000.00	\$200,000.00	\$200,000.00	\$200,000.00

Latitude: 39.972116 Longitude: -83.08007

Employer Name/Worksite Address	Graph	Count	Mean Wage	Median Wage	Lowest Wage	Highest Wage
CTL ENGINEERING, INC., 2860 FISHER ROAD, COLUMBUS, OH (https://www.google.com/maps/place/2860%20FISHER%20ROAD,COLUMBUS,OH)	Graph	3	\$72,876.27	\$72,800.00	\$62,628.80	\$83,200.00
Totals	Graph	3	\$72,876.27	\$72,800.00	\$62,628.80	\$83,200.00

Employer Name/Worksite Address	Graph	Count	Mean Wage	Median Wage	Lowest Wage	Highest Wage
CTL ENGINEERING, INC., 2860 FISHER ROAD, COLUMBUS, OH (https://www.google.com/maps/place/2860%20FISHER%20ROAD,COLUMBUS,OH)	Graph	3	\$72,876.27	\$72,800.00	\$62,628.80	\$83,200.00
Totals	Graph	3	\$72,876.27	\$72,800.00	\$62,628.80	\$83,200.00

Latitude: 39.972359 Longitude: -82.875034

Employer Name/Worksite Address	Graph	Count	Mean Wage	Median Wage	Lowest Wage	Highest Wage
SUPER DEAL AUTO SALES, LLC, 160 SOUTH HAMILTON ROAD, COLUMBUS, OH (https://www.google.com/maps/place/160%20SOUTH%20HAMILTON%20ROAD,COLUMBUS,OH)	Graph	1	\$71,124.00	\$71,124.00	\$71,124.00	\$71,124.00
Totals	Graph	1	\$71,124.00	\$71,124.00	\$71,124.00	\$71,124.00

Employer Name/Worksite Address	Graph	Count	Mean Wage	Median Wage	Lowest Wage	Highest Wage
SUPER DEAL AUTO SALES, LLC, 160 S. HAMILTON ROAD, COLUMBUS, OH (https://www.google.com/maps/place/160%20S.%20HAMILTON%20ROAD,COLUMBUS,OH)	Graph	1	\$71,124.00	\$71,124.00	\$71,124.00	\$71,124.00
Totals	Graph	1	\$71,124.00	\$71,124.00	\$71,124.00	\$71,124.00

Latitude: 39.973594 Longitude: -82.897856

Employer Name/Worksite Address	Graph	Count	Mean Wage	Median Wage	Lowest Wage	Highest Wage
CAPGEMINI AMERICA INC, 3863 E BROAD ST, COLUMBUS, OH (https://www.google.com/maps/place/3863%20E%20BROAD%20ST,COLUMBUS,OH)	Graph	2	\$73,902.00	\$73,902.00	\$73,902.00	\$73,902.00
Totals	Graph	2	\$73,902.00	\$73,902.00	\$73,902.00	\$73,902.00

Latitude: 39.974176 Longitude: -83.050366

Employer Name/Worksite Address	Graph	Count	Mean Wage	Median Wage	Lowest Wage	Highest Wage
COMRESOURCE, INC., 1159 DUBLIN ROAD, COLUMBUS, OH (https://www.google.com/maps/place/1159%20DUBLIN%20ROAD,COLUMBUS,OH)	Graph	3	\$87,000.00	\$84,000.00	\$57,000.00	\$120,000.00
Totals	Graph	3	\$87,000.00	\$84,000.00	\$57,000.00	\$120,000.00

Employer Name/Worksite Address	Graph	Count	Mean Wage	Median Wage	Lowest Wage	Highest Wage
COMRESOURCE, INC., 1159 DUBLIN ROAD, COLUMBUS, OH (https://www.google.com/maps/place/1159%20DUBLIN%20ROAD,COLUMBUS,OH)	Graph	3	\$87,000.00	\$84,000.00	\$57,000.00	\$120,000.00

Employer Name/Worksite Address	Graph	Count	Mean Wage	Median Wage	Lowest Wage	Highest Wage
Totals	Graph	3	\$87,000.00	\$84,000.00	\$57,000.00	\$120,000.00

Latitude: 39.97431 Longitude: -83.050363

Employer Name/Worksite Address	Graph	Count	Mean Wage	Median Wage	Lowest Wage	Highest Wage
MURRAY MURPHY MOUL + BASIL, LLP, 1114 DUBLIN ROAD, COLUMBUS, OH (https://www.google.com/maps/place/1114%20DUBLIN%20ROAD,COLUMBUS,OH)	Graph	1	\$70,000.00	\$70,000.00	\$70,000.00	\$70,000.00
Totals	Graph	1	\$70,000.00	\$70,000.00	\$70,000.00	\$70,000.00

Employer Name/Worksite Address	Graph	Count	Mean Wage	Median Wage	Lowest Wage	Highest Wage
MURRAY MURPHY MOUL + BASIL, LLP, 1114 DUBLIN ROAD, COLUMBUS, OH (https://www.google.com/maps/place/1114%20DUBLIN%20ROAD,COLUMBUS,OH)	Graph	1	\$70,000.00	\$70,000.00	\$70,000.00	\$70,000.00
Totals	Graph	1	\$70,000.00	\$70,000.00	\$70,000.00	\$70,000.00

Latitude: 39.97499 Longitude: -82.998105

Employer Name/Worksite Address	Graph	Count	Mean Wage	Median Wage	Lowest Wage	Highest Wage
DEDICATED TECH SERVICES INC., 580 N. FOURTH STREET, COLUMBUS, OH (https://www.google.com/maps/place/580%20N.%20FOURTH%20STREET,COLUMBUS,OH)	Graph	1	\$67,000.00	\$67,000.00	\$67,000.00	\$67,000.00
PEOPLETOMYSITE.COM,LLC, 580 NORTH 4TH STREET SUITE 500, COLUMBUS, OH (https://www.google.com/maps/place/580%20NORTH%204TH%20STREET%20SUITE%20500,COLUMBUS,OH)	Graph	1	\$60,000.00	\$60,000.00	\$60,000.00	\$60,000.00
DEDICATED TECHNOLOGIES INC., 580 N. FOURTH STREET, COLUMBUS, OH (https://www.google.com/maps/place/580%20N.%20FOURTH%20STREET,COLUMBUS,OH)	Graph	8	\$67,655.00	\$70,000.00	\$54,080.00	\$70,720.00
Totals	Graph	10	\$66,824.00	\$70,000.00	\$54,080.00	\$70,720.00

Employer Name/Worksite Address	Graph	Count	Mean Wage	Median Wage	Lowest Wage	Highest Wage
PEOPLETOMYSITE.COM,LLC, 580 NORTH 4TH STREET SUITE 500, COLUMBUS, OH (https://www.google.com/maps/place/580%20NORTH%204TH%20STREET%20SUITE%20500,COLUMBUS,OH)	Graph	1	\$60,000.00	\$60,000.00	\$60,000.00	\$60,000.00
Totals	Graph	1	\$60,000.00	\$60,000.00	\$60,000.00	\$60,000.00

Latitude: 39.97615 Longitude: -82.990022

Employer Name/Worksite Address	Graph	Count	Mean Wage	Median Wage	Lowest Wage	Highest Wage
ABBOTT LABORATORIES, 585 CLEVELAND AVE, COLUMBUS, OH (https://www.google.com/maps/place/585%20CLEVELAND%20AVE,COLUMBUS,OH)	Graph	1	\$53,000.00	\$53,000.00	\$53,000.00	\$53,000.00
Totals	Graph	1	\$53,000.00	\$53,000.00	\$53,000.00	\$53,000.00

Latitude: 39.978706 Longitude: -82.960984

Employer Name/Worksite Address	Graph	Count	Mean Wage	Median Wage	Lowest Wage	Highest Wage
THE OHIO STATE UNIVERSITY, 543 TAYLOR AVE, COLUMBUS, OH (https://www.google.com/maps/place/543%20TAYLOR%20AVE,COLUMBUS,OH)	Graph	1	\$161,373.60	\$161,373.60	\$161,373.60	\$161,373.60
Totals	Graph	1	\$161,373.60	\$161,373.60	\$161,373.60	\$161,373.60

Latitude: 39.979963 Longitude: -83.101824

Employer Name/Worksite Address	Graph	Count	Mean Wage	Median Wage	Lowest Wage	Highest Wage
CGI TECHNOLOGIES AND SOLUTIONS INC., 3590 TWIN CREEKS DRIVE, COLUMBUS, OH (https://www.google.com/maps/place/3590%20TWIN%20CREEKS%20DRIVE,COLUMBUS,OH)	Graph	20	\$73,351.50	\$69,493.00	\$69,493.00	\$77,210.00
CGI TECHNOLOGIES AND SOLUTIONS INC., 3590 TWIN CREEKS DR, COLUMBUS, OH (https://www.google.com/maps/place/3590%20TWIN%20CREEKS%20DR,COLUMBUS,OH)	Graph	30	\$67,080.33	\$69,493.00	\$61,922.00	\$69,826.00
Totals	Graph	50	\$69,588.80	\$69,493.00	\$61,922.00	\$77,210.00

Latitude: 39.980112 Longitude: -83.104011

Employer Name/Worksite Address	Graph	Count	Mean Wage	Median Wage	Lowest Wage	Highest Wage
VIRTUSA CORPORATION, 3660 W HORIZONS # 202, COLUMBUS, OH (https://www.google.com/maps/place/3660%20W%20HORIZONS%20#%20202,COLUMBUS,OH)	Graph	1	\$121,625.00	\$121,625.00	\$121,625.00	\$121,625.00
Totals	Graph	1	\$121,625.00	\$121,625.00	\$121,625.00	\$121,625.00

Latitude: 39.981027 Longitude: -82.857979

Employer Name/Worksite Address	Graph	Count	Mean Wage	Median Wage	Lowest Wage	Highest Wage
TEKMARK GLOBAL SOLUTIONS LLC, 143 SAN DIEGO DRIVE, COLUMBUS, OH (https://www.google.com/maps/place/143%20SAN%20DIEGO%20DRIVE,COLUMBUS,OH)	Graph	1	\$72,197.00	\$72,197.00	\$72,197.00	\$72,197.00
Totals	Graph	1	\$72,197.00	\$72,197.00	\$72,197.00	\$72,197.00

Latitude: 39.981546 Longitude: -82.824039

Employer Name/Employer Address	Graph	Count	Mean Wage	Median Wage	Lowest Wage	Highest Wage
TS TECH AMERICAS, INC., 8458 EAST BROAD STREET, REYNOLDSBURG, OH (https://www.google.com/maps/place/8458%20EAST%20BROAD%20STREET,REYNOLDSBURG,OH)	Graph	4	\$73,489.75	\$59,259.00	\$46,509.00	\$94,300.00
Totals	Graph	4	\$73,489.75	\$59,259.00	\$46,509.00	\$94,300.00

Employer Name/Worksite Address	Graph	Count	Mean Wage	Median Wage	Lowest Wage	Highest Wage
TS TECH AMERICAS, INC., 8458 E. BROAD STREET, REYNOLDSBURG, OH (https://www.google.com/maps/place/8458%20E.%20BROAD%20STREET,REYNOLDSBURG,OH)	Graph	1	\$46,509.00	\$46,509.00	\$46,509.00	\$46,509.00
TS TECH AMERICAS, INC., 8458 EAST BROAD STREET, REYNOLDSBURG, OH (https://www.google.com/maps/place/8458%20EAST%20BROAD%20STREET,REYNOLDSBURG,OH)	Graph	3	\$82,483.33	\$93,891.00	\$59,259.00	\$94,300.00
Totals	Graph	4	\$73,489.75	\$59,259.00	\$46,509.00	\$94,300.00

Latitude: 39.981957 Longitude: -82.993566

Employer Name/Employer Address	Graph	Count	Mean Wage	Median Wage	Lowest Wage	Highest Wage
AG MAC IMPORT EXPORT CO., 421 EAST 2ND AVENUE, COLUMBUS, OH (https://www.google.com/maps/place/421%20EAST%202ND%20AVENUE,COLUMBUS,OH)	Graph	1	\$83,096.00	\$83,096.00	\$83,096.00	\$83,096.00
Totals	Graph	1	\$83,096.00	\$83,096.00	\$83,096.00	\$83,096.00

Employer Name/Worksite Address	Graph	Count	Mean Wage	Median Wage	Lowest Wage	Highest Wage
AG MAC IMPORT EXPORT CO., 421 EAST 2ND AVENUE, COLUMBUS, OH (https://www.google.com/maps/place/421%20EAST%202ND%20AVENUE,COLUMBUS,OH)	Graph	1	\$83,096.00	\$83,096.00	\$83,096.00	\$83,096.00
Totals	Graph	1	\$83,096.00	\$83,096.00	\$83,096.00	\$83,096.00

Latitude: 39.982318 Longitude: -83.063827

Employer Name/Employer Address	Graph	Count	Mean Wage	Median Wage	Lowest Wage	Highest Wage
ADVANCED ENGINEERING CONSULTANTS, LTD, 1405 DUBLIN ROAD, COLUMBUS, OH (https://www.google.com/maps/place/1405%20DUBLIN%20ROAD,COLUMBUS,OH)	Graph	4	\$62,816.00	\$64,064.00	\$59,072.00	\$64,064.00
Totals	Graph	4	\$62,816.00	\$64,064.00	\$59,072.00	\$64,064.00

Employer Name/Worksite Address	Graph	Count	Mean Wage	Median Wage	Lowest Wage	Highest Wage
ADVANCED ENGINEERING CONSULTANTS, LTD, 1405 DUBLIN ROAD, COLUMBUS, OH (https://www.google.com/maps/place/1405%20DUBLIN%20ROAD,COLUMBUS,OH)	Graph	4	\$62,816.00	\$64,064.00	\$59,072.00	\$64,064.00
Totals	Graph	4	\$62,816.00	\$64,064.00	\$59,072.00	\$64,064.00

Latitude: 39.984579 Longitude: -83.13918

Employer Name/Employer Address	Graph	Count	Mean Wage	Median Wage	Lowest Wage	Highest Wage
TRANSMAP CORPORATION, 5030 TRANSAMERICA DRIVE, COLUMBUS, OH (https://www.google.com/maps/place/5030%20TRANSAMERICA%20DRIVE,COLUMBUS,OH)	Graph	1	\$55,931.00	\$55,931.00	\$55,931.00	\$55,931.00
Totals	Graph	1	\$55,931.00	\$55,931.00	\$55,931.00	\$55,931.00

Employer Name/Worksite Address	Graph	Count	Mean Wage	Median Wage	Lowest Wage	Highest Wage
TRANSMAP CORPORATION, 5030 TRANSAMERICA DRIVE, COLUMBUS, OH (https://www.google.com/maps/place/5030%20TRANSAMERICA%20DRIVE,COLUMBUS,OH)	Graph	1	\$55,931.00	\$55,931.00	\$55,931.00	\$55,931.00
Totals	Graph	1	\$55,931.00	\$55,931.00	\$55,931.00	\$55,931.00

Latitude: 39.985304 Longitude: -82.933889

Employer Name/Worksite Address	Graph	Count	Mean Wage	Median Wage	Lowest Wage	Highest Wage
RACEDOG LTD., 200 E. FIFTH AVENUE, COLUMBUS, OH (https://www.google.com/maps/place/200%20E.%20FIFTH%20AVENUE,COLUMBUS,OH)	Graph	1	\$86,590.00	\$86,590.00	\$86,590.00	\$86,590.00
Totals	Graph	1	\$86,590.00	\$86,590.00	\$86,590.00	\$86,590.00

Latitude: 39.985557 Longitude: -82.940045

Employer Name/Worksite Address	Graph	Count	Mean Wage	Median Wage	Lowest Wage	Highest Wage
GEODIS LOGISTICS LLC, 4314 EAST 5TH STREET, COLUMBUS, OH (https://www.google.com/maps/place/4314%20EAST%205TH%20STREET,COLUMBUS,OH)	Graph	1	\$96,539.63	\$96,539.63	\$96,539.63	\$96,539.63
Totals	Graph	1	\$96,539.63	\$96,539.63	\$96,539.63	\$96,539.63

Latitude: 39.98569 Longitude: -82.900838

Employer Name/Employer Address	Graph	Count	Mean Wage	Median Wage	Lowest Wage	Highest Wage
CAPITAL CORE INC., 3790 E 5TH AVE, COLUMBUS, OH (https://www.google.com/maps/place/3790%20E%205TH%20AVE,COLUMBUS,OH)	Graph	1	\$54,000.00	\$54,000.00	\$54,000.00	\$54,000.00
Totals	Graph	1	\$54,000.00	\$54,000.00	\$54,000.00	\$54,000.00

Employer Name/Worksite Address	Graph	Count	Mean Wage	Median Wage	Lowest Wage	Highest Wage
CAPITAL CORE INC., 3790 E 5TH AVE, COLUMBUS, OH (https://www.google.com/maps/place/3790%20E%205TH%20AVE,COLUMBUS,OH)	Graph	1	\$54,000.00	\$54,000.00	\$54,000.00	\$54,000.00

Employer Name/Worksite Address	Graph	Count	Mean Wage	Median Wage	Lowest Wage	Highest Wage
Totals	Graph	1	\$54,000.00	\$54,000.00	\$54,000.00	\$54,000.00

Latitude: 39.985731 Longitude: -82.830669

Employer Name/Worksite Address	Graph	Count	Mean Wage	Median Wage	Lowest Wage	Highest Wage
UNICON INTERNATIONAL, INC., 241 OUTERBELT STREET, COLUMBUS, OH (https://www.google.com/maps/place/241%20OUTERBELT%20STREET,COLUMBUS,OH)	Graph	9	\$79,109.33	\$76,960.00	\$60,320.00	\$93,600.00
Totals	Graph	9	\$79,109.33	\$76,960.00	\$60,320.00	\$93,600.00

Employer Name/Worksite Address	Graph	Count	Mean Wage	Median Wage	Lowest Wage	Highest Wage
UNICON INTERNATIONAL, INC., 241 OUTERBELT STREET, COLUMBUS, OH (https://www.google.com/maps/place/241%20OUTERBELT%20STREET,COLUMBUS,OH)	Graph	4	\$76,596.00	\$69,264.00	\$60,320.00	\$93,600.00
Totals	Graph	4	\$76,596.00	\$69,264.00	\$60,320.00	\$93,600.00

Latitude: 39.986242 Longitude: -82.89551

Employer Name/Worksite Address	Graph	Count	Mean Wage	Median Wage	Lowest Wage	Highest Wage
STRATEGIC SYSTEMS, INC., 4020 E. FIFTH AVENUE, COLUMBUS, OH (https://www.google.com/maps/place/4020%20E.%20FIFTH%20AVENUE,COLUMBUS,OH)	Graph	1	\$65,000.00	\$65,000.00	\$65,000.00	\$65,000.00
WINDYCITY TECHNOLOGIES INC, 4020 E FIFTH AVENUE, COLUMBUS, OH (https://www.google.com/maps/place/4020%20E%20FIFTH%20AVENUE,COLUMBUS,OH)	Graph	7	\$64,857.14	\$65,000.00	\$63,000.00	\$70,000.00
Totals	Graph	8	\$64,875.00	\$65,000.00	\$63,000.00	\$70,000.00

Latitude: 39.986886 Longitude: -82.776915

Employer Name/Worksite Address	Graph	Count	Mean Wage	Median Wage	Lowest Wage	Highest Wage
ILINK SYSTEMS, INC., 8372 E. BROAD STREET, REYNOLDSBURG, OH (https://www.google.com/maps/place/8372%20E.%20BROAD%20STREET,REYNOLDSBURG,OH)	Graph	2	\$89,107.50	\$77,210.00	\$77,210.00	\$101,005.00
INFOSYS LIMITED, 8655 E BROAD ST, REYNOLDSBURG, OH (https://www.google.com/maps/place/8655%20E%20BROAD%20ST,REYNOLDSBURG,OH)	Graph	2	\$65,010.00	\$65,010.00	\$65,010.00	\$65,010.00
Totals	Graph	4	\$77,058.75	\$65,010.00	\$65,010.00	\$101,005.00

Latitude: 39.986937 Longitude: -82.951928

Employer Name/Worksite Address	Graph	Count	Mean Wage	Median Wage	Lowest Wage	Highest Wage
YENKIN-MAJECTIC PAINT CORPORATION, 1920 LEONARD AVENUE, COLUMBUS, OH (https://www.google.com/maps/place/1920%20LEONARD%20AVENUE,COLUMBUS,OH)	Graph	2	\$71,150.50	\$57,000.00	\$57,000.00	\$85,301.00
Totals	Graph	2	\$71,150.50	\$57,000.00	\$57,000.00	\$85,301.00

Employer Name/Worksite Address	Graph	Count	Mean Wage	Median Wage	Lowest Wage	Highest Wage
YENKIN-MAJECTIC PAINT CORPORATION, 1920 LEONARD AVENUE, COLUMBUS, OH (https://www.google.com/maps/place/1920%20LEONARD%20AVENUE,COLUMBUS,OH)	Graph	2	\$71,150.50	\$57,000.00	\$57,000.00	\$85,301.00
Totals	Graph	2	\$71,150.50	\$57,000.00	\$57,000.00	\$85,301.00

Latitude: 39.987023 Longitude: -82.891598

Employer Name/Worksite Address	Graph	Count	Mean Wage	Median Wage	Lowest Wage	Highest Wage
AGILITY TECHNOLOGIES, LLC, 4150 E FIFTH AVENUE, COLUMBUS, OH (https://www.google.com/maps/place/4150%20E%20FIFTH%20AVENUE,COLUMBUS,OH)	Graph	1	\$94,800.00	\$94,800.00	\$94,800.00	\$94,800.00
VERTEX CONSULTING INC., 4150 E. 5TH AVENUE, COLUMBUS, OH (https://www.google.com/maps/place/4150%20E.%20%205TH%20AVENUE,COLUMBUS,OH)	Graph	1	\$90,000.00	\$90,000.00	\$90,000.00	\$90,000.00
VSQUARE INFOTECH INC., 4150 E. 5TH AVENUE, COLUMBUS, OH (https://www.google.com/maps/place/4150%20E.%205TH%20AVENUE,COLUMBUS,OH)	Graph	1	\$60,000.00	\$60,000.00	\$60,000.00	\$60,000.00
DATA SYSTEMS INTEGRATION GROUP INC., 4150 E. 5TH AVE., COLUMBUS, OH (https://www.google.com/maps/place/4150%20E.%205TH%20AVE.,COLUMBUS,OH)	Graph	2	\$80,000.00	\$70,000.00	\$70,000.00	\$90,000.00
E-BUSINESS INTERNATIONAL INC., 4150 EAST 5TH AVENUE, COLUMBUS, OH (https://www.google.com/maps/place/4150%20EAST%205TH%20AVENUE,COLUMBUS,OH)	Graph	2	\$80,777.00	\$70,554.00	\$70,554.00	\$91,000.00
SUPREME TECH SOLUTIONS LLC, 4150 E 5TH AVENUE, COLUMBUS, OH (https://www.google.com/maps/place/4150%20E%205TH%20AVENUE,COLUMBUS,OH)	Graph	2	\$88,520.00	\$85,000.00	\$85,000.00	\$92,040.00
COMPUNNEL SOFTWARE GROUP, INC., 4150 E 5TH AVE, COLUMBUS, OH (https://www.google.com/maps/place/4150%20E%205TH%20AVE,COLUMBUS,OH)	Graph	4	\$70,500.00	\$65,000.00	\$60,000.00	\$87,000.00
Totals	Graph	13	\$78,876.46	\$85,000.00	\$60,000.00	\$94,800.00

Latitude: 39.98729 Longitude: -82.890084

Employer Name/Worksite Address	Graph	Count	Mean Wage	Median Wage	Lowest Wage	Highest Wage
MERIDIANSOFT, INC., 4200 E 5TH AVE., COLUMBUS, OH (https://www.google.com/maps/place/4200%20E%205TH%20AVE.,COLUMBUS,OH)	Graph	1	\$70,000.00	\$70,000.00	\$70,000.00	\$70,000.00
RICEFW TECHNOLOGIES, INC., 4200 E. FIFTH AVE, COLUMBUS, OH (https://www.google.com/maps/place/4200%20E.%20FIFTH%20AVE,COLUMBUS,OH)	Graph	1	\$61,006.00	\$61,006.00	\$61,006.00	\$61,006.00
STRATEGIC SYSTEMS, INC., 4200 E FIFTH AVE., COLUMBUS, OH (https://www.google.com/maps/place/4200%20E%20FIFTH%20AVE.,COLUMBUS,OH)	Graph	1	\$63,814.00	\$63,814.00	\$63,814.00	\$63,814.00
STRATEGIC SYSTEMS, INC., 4200 E. 5TH AVENUE, COLUMBUS, OH (https://www.google.com/maps/place/4200%20E.%205TH%20AVENUE,COLUMBUS,OH)	Graph	1	\$65,000.00	\$65,000.00	\$65,000.00	\$65,000.00
STRATEGIC SYSTEMS, INC., 4200 E. 5TH AVE., COLUMBUS, OH (https://www.google.com/maps/place/4200%20E.%205TH%20AVE.,COLUMBUS,OH)	Graph	2	\$71,000.00	\$70,000.00	\$70,000.00	\$72,000.00
STRATEGIC SYSTEMS, INC., 4200 E. FIFTH AVE., COLUMBUS, OH (https://www.google.com/maps/place/4200%20E.%20FIFTH%20AVE.,COLUMBUS,OH)	Graph	2	\$63,814.00	\$63,814.00	\$63,814.00	\$63,814.00
STRATEGIC SYSTEMS, INC., 4200 E. FIFTH AVENUE, COLUMBUS, OH (https://www.google.com/maps/place/4200%20E.%20FIFTH%20AVENUE,COLUMBUS,OH)	Graph	2	\$84,000.00	\$78,000.00	\$78,000.00	\$90,000.00
PYRAMID TECHNOLOGY SOLUTIONS, INC, 4200 E FIFTH AVE, COLUMBUS, OH (https://www.google.com/maps/place/4200%20E%20FIFTH%20AVE,COLUMBUS,OH)	Graph	3	\$78,215.33	\$72,000.00	\$72,000.00	\$90,646.00
TECHPILLARS, INC., 4200 E 5TH AVENUE, COLUMBUS, OH (https://www.google.com/maps/place/4200%20E%205TH%20AVENUE,COLUMBUS,OH)	Graph	5	\$85,200.00	\$91,000.00	\$70,000.00	\$101,000.00
AMERICAN BUSINESS SOLUTIONS, INC., 4200 E 5TH AVE, COLUMBUS, OH (https://www.google.com/maps/place/4200%20E%205TH%20AVE,COLUMBUS,OH)	Graph	9	\$70,647.29	\$69,825.60	\$60,000.00	\$83,500.00
CGI TECHNOLOGIES AND SOLUTIONS INC., 4200 E FIFTH AVENUE, COLUMBUS, OH (https://www.google.com/maps/place/4200%20E%20FIFTH%20AVENUE,COLUMBUS,OH)	Graph	24	\$69,063.33	\$69,826.00	\$63,000.00	\$72,000.00
DELOITTE CONSULTING LLP, 4200 EAST 5TH AVENUE, COLUMBUS, OH (https://www.google.com/maps/place/4200%20EAST%205TH%20AVENUE,COLUMBUS,OH)	Graph	30	\$82,000.00	\$82,000.00	\$82,000.00	\$82,000.00
Totals	Graph	81	\$75,449.87	\$72,000.00	\$60,000.00	\$101,000.00

Latitude: 39.98743 Longitude: -82.888772

Employer Name/Worksite Address	Graph	Count	Mean Wage	Median Wage	Lowest Wage	Highest Wage
INFOSEMANICS INC, 4310 E FIFTH AVENUE, COLUMBUS, OH (https://www.google.com/maps/place/4310%20E%20FIFTH%20AVENUE,COLUMBUS,OH)	Graph	1	\$66,000.00	\$66,000.00	\$66,000.00	\$66,000.00
POULOMI TECHNOLOGIES INC, 4310 EAST 5TH AVE, COLUMBUS, OH (https://www.google.com/maps/place/4310%20EAST%205TH%20AVE,COLUMBUS,OH)	Graph	1	\$80,000.00	\$80,000.00	\$80,000.00	\$80,000.00
Totals	Graph	2	\$73,000.00	\$66,000.00	\$66,000.00	\$80,000.00

Latitude: 39.988067 Longitude: -82.916033

Employer Name/Worksite Address	Graph	Count	Mean Wage	Median Wage	Lowest Wage	Highest Wage
ACCESS TECHNOLOGY SOLUTIONS INC, 4200 EAST FIFTH AVE, COLUMBUS, OH (https://www.google.com/maps/place/4200%20EAST%20FIFTH%20AVE,COLUMBUS,OH)	Graph	1	\$80,000.00	\$80,000.00	\$80,000.00	\$80,000.00
FOCUS IT INC, 4150 EAST FIFTH AVE, COLUMBUS, OH (https://www.google.com/maps/place/4150%20EAST%20FIFTH%20AVE,COLUMBUS,OH)	Graph	3	\$85,311.47	\$75,000.00	\$75,000.00	\$105,934.40
STRATEGIC RESOURCES INTERNATIONAL, INC., 4200 EAST FIFTH AVENUE, COLUMBUS, OH (https://www.google.com/maps/place/4200%20EAST%20FIFTH%20AVENUE,COLUMBUS,OH)	Graph	16	\$76,114.69	\$77,189.00	\$60,000.00	\$77,189.00
Totals	Graph	20	\$77,688.47	\$77,189.00	\$60,000.00	\$105,934.40

Latitude: 39.989354 Longitude: -82.899988

Employer Name/Employer Address	Graph	Count	Mean Wage	Median Wage	Lowest Wage	Highest Wage
DSW INC, 810 DSW DRIVE, COLUMBUS, OH (https://www.google.com/maps/place/810%20DSW%20DRIVE,COLUMBUS,OH)	Graph	1	\$105,000.00	\$105,000.00	\$105,000.00	\$105,000.00
DSW INC., 810 DSW DR., COLUMBUS, OH (https://www.google.com/maps/place/810%20DSW%20DR.,COLUMBUS,OH)	Graph	1	\$90,000.00	\$90,000.00	\$90,000.00	\$90,000.00
DSW, INC., 810 DSW DRIVE, COLUMBUS, OH (https://www.google.com/maps/place/810%20DSW%20DRIVE,COLUMBUS,OH)	Graph	1	\$113,643.75	\$113,643.75	\$113,643.75	\$113,643.75
DSW INC., 810 DSW DRIVE, COLUMBUS, OH (https://www.google.com/maps/place/810%20DSW%20DRIVE,COLUMBUS,OH)	Graph	15	\$91,323.91	\$94,400.00	\$60,000.00	\$139,000.00
Totals	Graph	18	\$93,250.13	\$94,400.00	\$60,000.00	\$139,000.00

Employer Name/Worksite Address	Graph	Count	Mean Wage	Median Wage	Lowest Wage	Highest Wage
POPULUS GROUP LLC, 810 DWS DRIVE, COLUMBUS, OH (https://www.google.com/maps/place/810%20DWS%20DRIVE,COLUMBUS,OH)	Graph	1	\$110,240.00	\$110,240.00	\$110,240.00	\$110,240.00
SMART COMPUTER ENGINEERS INC, 810 DSW DR, COLUMBUS, OH (https://www.google.com/maps/place/810%20DSW%20DR,COLUMBUS,OH)	Graph	2	\$70,000.00	\$60,000.00	\$60,000.00	\$80,000.00
DSW, INC., 810 DSW DRIVE, COLUMBUS, OH (https://www.google.com/maps/place/810%20DSW%20DRIVE,COLUMBUS,OH)	Graph	20	\$93,000.17	\$94,400.00	\$60,000.00	\$139,000.00
Totals	Graph	23	\$91,749.71	\$94,400.00	\$60,000.00	\$139,000.00

Latitude: 39.989674 Longitude: -83.115118

Employer Name/Worksite Address	Graph	Count	Mean Wage	Median Wage	Lowest Wage	Highest Wage
INTERTEK TESTING SERVICES NA, INC., 1717 ARLINGATE LANE, COLUMBUS, OH (https://www.google.com/maps/place/1717%20ARLINGATE%20LANE,COLUMBUS,OH)	Graph	1	\$89,606.00	\$89,606.00	\$89,606.00	\$89,606.00
INTERTEK TESTING SERVICES NA, INC., 1717 ARLINGATE LN, COLUMBUS, OH (https://www.google.com/maps/place/1717%20ARLINGATE%20LN,COLUMBUS,OH)	Graph	1	\$63,502.00	\$63,502.00	\$63,502.00	\$63,502.00
Totals	Graph	2	\$76,554.00	\$63,502.00	\$63,502.00	\$89,606.00

Latitude: 39.989843 Longitude: -82.913894

Employer Name/Employer Address	Graph	Count	Mean Wage	Median Wage	Lowest Wage	Highest Wage
BASEMENT AUTHORITY LLC, 911 STELZER ROAD, COLUMBUS, OH (https://www.google.com/maps/place/911%20STELZER%20ROAD,COLUMBUS,OH)	Graph	1	\$46,509.00	\$46,509.00	\$46,509.00	\$46,509.00
Totals	Graph	1	\$46,509.00	\$46,509.00	\$46,509.00	\$46,509.00

Employer Name/Worksite Address	Graph	Count	Mean Wage	Median Wage	Lowest Wage	Highest Wage
--------------------------------	-------	-------	-----------	-------------	-------------	--------------

Employer Name/Worksite Address	Graph	Count	Mean Wage	Median Wage	Lowest Wage	Highest Wage
BASEMENT AUTHORITY LLC, 911 STELZER ROAD, COLUMBUS, OH (https://www.google.com/maps/place/911%20STELZER%20ROAD,COLUMBUS,OH)	Graph	1	\$46,509.00	\$46,509.00	\$46,509.00	\$46,509.00
Totals	Graph	1	\$46,509.00	\$46,509.00	\$46,509.00	\$46,509.00

Latitude: 39.989919 Longitude: -83.001248

Employer Name/Worksite Address	Graph	Count	Mean Wage	Median Wage	Lowest Wage	Highest Wage
THE OHIO STATE UNIVERSITY, 175 E 7TH AVENUE, COLUMBUS, OH (https://www.google.com/maps/place/175%20E%207TH%20AVENUE,COLUMBUS,OH)	Graph	1	\$60,000.00	\$60,000.00	\$60,000.00	\$60,000.00
Totals	Graph	1	\$60,000.00	\$60,000.00	\$60,000.00	\$60,000.00

Latitude: 39.990556 Longitude: -83.018924

Employer Name/Employer Address	Graph	Count	Mean Wage	Median Wage	Lowest Wage	Highest Wage
BATTELLE MEMORIAL INSTITUTE, 505 KING AVENUE, COLUMBUS, OH (https://www.google.com/maps/place/505%20KING%20AVENUE,COLUMBUS,OH)	Graph	3	\$69,083.29	\$65,650.00	\$60,600.00	\$80,999.88
Totals	Graph	3	\$69,083.29	\$65,650.00	\$60,600.00	\$80,999.88

Employer Name/Worksite Address	Graph	Count	Mean Wage	Median Wage	Lowest Wage	Highest Wage
BATTELLE MEMORIAL INSTITUTE, 505 KING AVENUE, COLUMBUS, OH (https://www.google.com/maps/place/505%20KING%20AVENUE,COLUMBUS,OH)	Graph	3	\$69,083.29	\$65,650.00	\$60,600.00	\$80,999.88
Totals	Graph	3	\$69,083.29	\$65,650.00	\$60,600.00	\$80,999.88

Latitude: 39.990798 Longitude: -83.029003

Employer Name/Worksite Address	Graph	Count	Mean Wage	Median Wage	Lowest Wage	Highest Wage
CIGNA HEALTH AND LIFE INSURANCE COMPANY, 2723 ASCHINGER BLVD, COLUMBUS, OH (https://www.google.com/maps/place/2723%20ASCHINGER%20BLVD,COLUMBUS,OH)	Graph	3	\$99,843.75	\$99,843.75	\$99,843.75	\$99,843.75
Totals	Graph	3	\$99,843.75	\$99,843.75	\$99,843.75	\$99,843.75

Latitude: 39.991015 Longitude: -83.109725

Employer Name/Employer Address	Graph	Count	Mean Wage	Median Wage	Lowest Wage	Highest Wage
WEST-WARD PHARMACEUTICALS CORP., 1809 WILSON RD., COLUMBUS, OH (https://www.google.com/maps/place/1809%20WILSON%20RD.,COLUMBUS,OH)	Graph	1	\$59,197.00	\$59,197.00	\$59,197.00	\$59,197.00
Totals	Graph	1	\$59,197.00	\$59,197.00	\$59,197.00	\$59,197.00

Employer Name/Worksite Address	Graph	Count	Mean Wage	Median Wage	Lowest Wage	Highest Wage
WEST-WARD PHARMACEUTICALS CORP., 1809 WILSON RD., COLUMBUS, OH (https://www.google.com/maps/place/1809%20WILSON%20RD.,COLUMBUS,OH)	Graph	3	\$67,106.67	\$61,963.00	\$59,197.00	\$80,160.00
Totals	Graph	3	\$67,106.67	\$61,963.00	\$59,197.00	\$80,160.00

Latitude: 39.991333 Longitude: -83.000457

Employer Name/Worksite Address	Graph	Count	Mean Wage	Median Wage	Lowest Wage	Highest Wage
--------------------------------	-------	-------	-----------	-------------	-------------	--------------

Employer Name/Worksite Address	Graph	Count	Mean Wage	Median Wage	Lowest Wage	Highest Wage
ACCENTURE LLP, 1111 POLARIS PARKWAY, COLUMBUS, OH (https://www.google.com/maps/place/1111%20POLARIS%20PARKWAY,COLUMBUS,OH)	Graph	1	\$77,000.00	\$77,000.00	\$77,000.00	\$77,000.00
SOFTCOM SYSTEMS INC., 30 WEST SPRING STREET, COLUMBUS, OH (https://www.google.com/maps/place/30%20WEST%20SPRING%20STREET,COLUMBUS,OH)	Graph	4	\$82,244.80	\$75,000.00	\$75,000.00	\$103,979.20
TATA CONSULTANCY SERVICES LIMITED, ONE NATIONWIDE PLAZA,, COLUMBUS, OH (https://www.google.com/maps/place/ONE%20NATIONWIDE%20PLAZA,,COLUMBUS,OH)	Graph	5	\$61,922.00	\$61,922.00	\$61,922.00	\$61,922.00
Totals	Graph	10	\$71,558.92	\$61,922.00	\$61,922.00	\$103,979.20

Latitude: 39.991542 Longitude: -82.845651

Employer Name/Employer Address	Graph	Count	Mean Wage	Median Wage	Lowest Wage	Highest Wage
ADB SAFEGATE AMERICAS, LLC, 977 GAHANNA PARKWAY, COLUMBUS, OH (https://www.google.com/maps/place/977%20GAHANNA%20PARKWAY,COLUMBUS,OH)	Graph	1	\$72,000.00	\$72,000.00	\$72,000.00	\$72,000.00
Totals	Graph	1	\$72,000.00	\$72,000.00	\$72,000.00	\$72,000.00

Employer Name/Worksite Address	Graph	Count	Mean Wage	Median Wage	Lowest Wage	Highest Wage
ADB SAFEGATE AMERICAS, LLC, 977 GAHANNA PARKWAY, COLUMBUS, OH (https://www.google.com/maps/place/977%20GAHANNA%20PARKWAY,COLUMBUS,OH)	Graph	1	\$72,000.00	\$72,000.00	\$72,000.00	\$72,000.00
Totals	Graph	1	\$72,000.00	\$72,000.00	\$72,000.00	\$72,000.00

Latitude: 39.99211 Longitude: -82.840157

Employer Name/Employer Address	Graph	Count	Mean Wage	Median Wage	Lowest Wage	Highest Wage
GOLDEN DYNAMIC, INC., 950-M TAYLOR STATION ROAD, GAHANNA, OH (https://www.google.com/maps/place/950-M%20TAYLOR%20STATION%20ROAD,GAHANNA,OH)	Graph	1	\$52,083.00	\$52,083.00	\$52,083.00	\$52,083.00
Totals	Graph	1	\$52,083.00	\$52,083.00	\$52,083.00	\$52,083.00

Employer Name/Worksite Address	Graph	Count	Mean Wage	Median Wage	Lowest Wage	Highest Wage
GOLDEN DYNAMIC, INC., 950-M TAYLOR STATION ROAD, GAHANNA, OH (https://www.google.com/maps/place/950-M%20TAYLOR%20STATION%20ROAD,GAHANNA,OH)	Graph	1	\$52,083.00	\$52,083.00	\$52,083.00	\$52,083.00
Totals	Graph	1	\$52,083.00	\$52,083.00	\$52,083.00	\$52,083.00

Latitude: 39.992315 Longitude: -83.014126

Employer Name/Worksite Address	Graph	Count	Mean Wage	Median Wage	Lowest Wage	Highest Wage
THE OHIO STATE UNIVERSITY, 1501 NEIL AVENUE, COLUMBUS, OH (https://www.google.com/maps/place/1501%20NEIL%20AVENUE,COLUMBUS,OH)	Graph	1	\$71,348.40	\$71,348.40	\$71,348.40	\$71,348.40
Totals	Graph	1	\$71,348.40	\$71,348.40	\$71,348.40	\$71,348.40

Latitude: 39.992627 Longitude: -83.018082

Employer Name/Worksite Address	Graph	Count	Mean Wage	Median Wage	Lowest Wage	Highest Wage
THE OHIO STATE UNIVERSITY, 480 MEDICAL CENTER DR, COLUMBUS, OH (https://www.google.com/maps/place/480%20MEDICAL%20CENTER%20DR,COLUMBUS,OH)	Graph	1	\$200,000.00	\$200,000.00	\$200,000.00	\$200,000.00
Totals	Graph	1	\$200,000.00	\$200,000.00	\$200,000.00	\$200,000.00

Latitude: 39.99263 Longitude: -83.018188

Employer Name/Worksite Address	Graph	Count	Mean Wage	Median Wage	Lowest Wage	Highest Wage
THE OHIO STATE UNIVERSITY, 460 MEDICAL CENTER DRIVE, COLUMBUS, OH (https://www.google.com/maps/place/460%20MEDICAL%20CENTER%20DRIVE,COLUMBUS,OH)	Graph	1	\$44,241.60	\$44,241.60	\$44,241.60	\$44,241.60
Totals	Graph	1	\$44,241.60	\$44,241.60	\$44,241.60	\$44,241.60

Latitude: 39.992819 Longitude: -82.839676

Employer Name/Employer Address	Graph	Count	Mean Wage	Median Wage	Lowest Wage	Highest Wage
MCGRAW-HILL GLOBAL EDUCATION, LLC, 860 TAYLOR STATION ROAD, BLACKLICK, OH (https://www.google.com/maps/place/860%20TAYLOR%20STATION%20ROAD,BLACKLICK,OH)	Graph	4	\$114,250.00	\$110,000.00	\$95,000.00	\$126,000.00
Totals	Graph	4	\$114,250.00	\$110,000.00	\$95,000.00	\$126,000.00

Employer Name/Worksite Address	Graph	Count	Mean Wage	Median Wage	Lowest Wage	Highest Wage
TATA CONSULTANCY SERVICES LIMITED, 860 TAYLOR STATION RD, BLACKLICK, OH (https://www.google.com/maps/place/860%20TAYLOR%20STATION%20RD,BLACKLICK,OH)	Graph	10	\$67,695.70	\$62,500.00	\$60,700.00	\$73,466.00
MCGRAW-HILL GLOBAL EDUCATION, LLC, 860 TAYLOR STATION ROAD, BLACKLICK, OH (https://www.google.com/maps/place/860%20TAYLOR%20STATION%20ROAD,BLACKLICK,OH)	Graph	18	\$72,390.83	\$61,922.00	\$61,922.00	\$126,000.00
Totals	Graph	28	\$70,714.00	\$61,922.00	\$60,700.00	\$126,000.00

Latitude: 39.992854 Longitude: -82.839811

Employer Name/Worksite Address	Graph	Count	Mean Wage	Median Wage	Lowest Wage	Highest Wage
SSA TECH INC, 860 TAYLOR STATION ROAD, GAHANNA, OH (https://www.google.com/maps/place/860%20TAYLOR%20STATION%20ROAD,GAHANNA,OH)	Graph	1	\$90,584.00	\$90,584.00	\$90,584.00	\$90,584.00
Totals	Graph	1	\$90,584.00	\$90,584.00	\$90,584.00	\$90,584.00

Latitude: 39.993168 Longitude: -83.019392

Employer Name/Worksite Address	Graph	Count	Mean Wage	Median Wage	Lowest Wage	Highest Wage
THE OHIO STATE UNIVERSITY, 1581 DODD DRIVE, COLUMBUS, OH (https://www.google.com/maps/place/1581%20DODD%20DRIVE,COLUMBUS,OH)	Graph	1	\$59,446.00	\$59,446.00	\$59,446.00	\$59,446.00
Totals	Graph	1	\$59,446.00	\$59,446.00	\$59,446.00	\$59,446.00

Latitude: 39.993373 Longitude: -83.01567

Employer Name/Worksite Address	Graph	Count	Mean Wage	Median Wage	Lowest Wage	Highest Wage
THE OHIO STATE UNIVERSITY, 370 W 9TH AVE, COLUMBUS, OH (https://www.google.com/maps/place/370%20W%209TH%20AVE,COLUMBUS,OH)	Graph	1	\$200,000.00	\$200,000.00	\$200,000.00	\$200,000.00
Totals	Graph	1	\$200,000.00	\$200,000.00	\$200,000.00	\$200,000.00

Latitude: 39.993867 Longitude: -82.925411

Employer Name/Worksite Address	Graph	Count	Mean Wage	Median Wage	Lowest Wage	Highest Wage
CALIFORNIA CREATIVE SOLUTIONS, INC., 3000 E. 14TH AVENUE, COLUMBUS, OH (https://www.google.com/maps/place/3000%20E.%2014TH%20AVENUE,COLUMBUS,OH)	Graph	2	\$63,814.40	\$63,814.40	\$63,814.40	\$63,814.40
Totals	Graph	2	\$63,814.40	\$63,814.40	\$63,814.40	\$63,814.40

Latitude: 39.994386 Longitude: -83.017293

Employer Name/Worksite Address	Graph	Count	Mean Wage	Median Wage	Lowest Wage	Highest Wage
THE OHIO STATE UNIVERSITY, 450 WEST 10TH AVENUE, COLUMBUS, OH (https://www.google.com/maps/place/450%20WEST%2010TH%20AVENUE,COLUMBUS,OH)	Graph	1	\$200,000.00	\$200,000.00	\$200,000.00	\$200,000.00
THE OHIO STATE UNIVERSITY, 450 W 10TH AVE, COLUMBUS, OH (https://www.google.com/maps/place/450%20W%2010TH%20AVE,COLUMBUS,OH)	Graph	2	\$207,500.00	\$200,000.00	\$200,000.00	\$215,000.00
Totals	Graph	3	\$205,000.00	\$200,000.00	\$200,000.00	\$215,000.00

Latitude: 39.994462 Longitude: -83.015175

Employer Name/Worksite Address	Graph	Count	Mean Wage	Median Wage	Lowest Wage	Highest Wage
THE OHIO STATE UNIVERSITY, 338 W. 10TH AVE., COLUMBUS, OH (https://www.google.com/maps/place/338%20W.%2010TH%20AVE.,COLUMBUS,OH)	Graph	1	\$52,062.00	\$52,062.00	\$52,062.00	\$52,062.00
Totals	Graph	1	\$52,062.00	\$52,062.00	\$52,062.00	\$52,062.00

Latitude: 39.994464 Longitude: -83.015883

Employer Name/Worksite Address	Graph	Count	Mean Wage	Median Wage	Lowest Wage	Highest Wage
THE OHIO STATE UNIVERSITY, 376 WEST 10TH AVENUE, COLUMBUS, OH (https://www.google.com/maps/place/376%20WEST%2010TH%20AVENUE,COLUMBUS,OH)	Graph	1	\$56,472.00	\$56,472.00	\$56,472.00	\$56,472.00
Totals	Graph	1	\$56,472.00	\$56,472.00	\$56,472.00	\$56,472.00

Latitude: 39.994477 Longitude: -83.014944

Employer Name/Worksite Address	Graph	Count	Mean Wage	Median Wage	Lowest Wage	Highest Wage
THE OHIO STATE UNIVERSITY, 460 W 10TH AVE, COLUMBUS, OH (https://www.google.com/maps/place/460%20W%2010TH%20AVE,COLUMBUS,OH)	Graph	1	\$200,000.00	\$200,000.00	\$200,000.00	\$200,000.00
THE OHIO STATE UNIVERSITY, 460 WEST 10TH AVENUE, COLUMBUS, OH (https://www.google.com/maps/place/460%20WEST%2010TH%20AVENUE,COLUMBUS,OH)	Graph	1	\$196,000.00	\$196,000.00	\$196,000.00	\$196,000.00
Totals	Graph	2	\$198,000.00	\$196,000.00	\$196,000.00	\$200,000.00

Latitude: 39.994481 Longitude: -83.014877

Employer Name/Worksite Address	Graph	Count	Mean Wage	Median Wage	Lowest Wage	Highest Wage
THE OHIO STATE UNIVERSITY, 300 W 10TH AVE, COLUMBUS, OH (https://www.google.com/maps/place/300%20W%2010TH%20AVE,COLUMBUS,OH)	Graph	1	\$200,000.00	\$200,000.00	\$200,000.00	\$200,000.00
THE OHIO STATE UNIVERSITY, 320 WEST 10TH AVE, COLUMBUS, OH (https://www.google.com/maps/place/320%20WEST%2010TH%20AVE,COLUMBUS,OH)	Graph	1	\$200,000.00	\$200,000.00	\$200,000.00	\$200,000.00
THE OHIO STATE UNIVERSITY, 452 W 10TH AVE, COLUMBUS, OH (https://www.google.com/maps/place/452%20W%2010TH%20AVE,COLUMBUS,OH)	Graph	1	\$162,000.00	\$162,000.00	\$162,000.00	\$162,000.00
THE OHIO STATE UNIVERSITY, 452 W. 10TH AVE, COLUMBUS, OH (https://www.google.com/maps/place/452%20W.%2010TH%20AVE,COLUMBUS,OH)	Graph	1	\$270,000.00	\$270,000.00	\$270,000.00	\$270,000.00
THE OHIO STATE UNIVERSITY, 320 W 10TH AVE, COLUMBUS, OH (https://www.google.com/maps/place/320%20W%2010TH%20AVE,COLUMBUS,OH)	Graph	3	\$198,666.67	\$200,000.00	\$196,000.00	\$200,000.00
THE OHIO STATE UNIVERSITY, 320 WEST 10TH AVENUE, COLUMBUS, OH (https://www.google.com/maps/place/320%20WEST%2010TH%20AVENUE,COLUMBUS,OH)	Graph	5	\$126,700.48	\$102,502.40	\$48,000.00	\$215,000.00
Totals	Graph	12	\$171,791.87	\$200,000.00	\$48,000.00	\$270,000.00

Latitude: 39.994496 Longitude: -83.016527

Employer Name/Worksite Address	Graph	Count	Mean Wage	Median Wage	Lowest Wage	Highest Wage
THE OHIO STATE UNIVERSITY, 410 W 10TH AVE, COLUMBUS, OH (https://www.google.com/maps/place/410%20W%2010TH%20AVE,COLUMBUS,OH)	Graph	1	\$102,502.40	\$102,502.40	\$102,502.40	\$102,502.40
THE OHIO STATE UNIVERSITY, 410 W. 10TH AVE, COLUMBUS, OH (https://www.google.com/maps/place/410%20W.%2010TH%20AVE,COLUMBUS,OH)	Graph	1	\$180,000.00	\$180,000.00	\$180,000.00	\$180,000.00
THE OHIO STATE UNIVERSITY, 410 WEST 10TH AVENUE, COLUMBUS, OH (https://www.google.com/maps/place/410%20WEST%2010TH%20AVENUE,COLUMBUS,OH)	Graph	7	\$176,287.00	\$200,000.00	\$59,446.00	\$300,000.00
Totals	Graph	9	\$168,501.27	\$200,000.00	\$59,446.00	\$300,000.00

Latitude: 39.994657 Longitude: -83.006922

Employer Name/Employer Address	Graph	Count	Mean Wage	Median Wage	Lowest Wage	Highest Wage
THE OHIO STATE UNIVERSITY, 1590 N. HIGH STREET, COLUMBUS, OH (https://www.google.com/maps/place/1590%20N.%20HIGH%20STREET,COLUMBUS,OH)	Graph	1	\$173,990.00	\$173,990.00	\$173,990.00	\$173,990.00
Totals	Graph	1	\$173,990.00	\$173,990.00	\$173,990.00	\$173,990.00

Employer Name/Worksite Address	Graph	Count	Mean Wage	Median Wage	Lowest Wage	Highest Wage
DEEBECON INC, 1590 N HIGH ST., COLUMBUS, OH (https://www.google.com/maps/place/1590%20N%20HIGH%20ST.,COLUMBUS,OH)	Graph	1	\$83,200.00	\$83,200.00	\$83,200.00	\$83,200.00
Totals	Graph	1	\$83,200.00	\$83,200.00	\$83,200.00	\$83,200.00

Latitude: 39.99473 Longitude: -83.137793

Employer Name/Employer Address	Graph	Count	Mean Wage	Median Wage	Lowest Wage	Highest Wage
YACHIYO OF AMERICA INC., 2285 WALCUTT RD., COLUMBUS, OH (https://www.google.com/maps/place/2285%20WALCUTT%20RD.,COLUMBUS,OH)	Graph	1	\$87,069.00	\$87,069.00	\$87,069.00	\$87,069.00
Totals	Graph	1	\$87,069.00	\$87,069.00	\$87,069.00	\$87,069.00

Employer Name/Worksite Address	Graph	Count	Mean Wage	Median Wage	Lowest Wage	Highest Wage
YACHIYO OF AMERICA INC., 2285 WALCUTT RD., COLUMBUS, OH (https://www.google.com/maps/place/2285%20WALCUTT%20RD.,COLUMBUS,OH)	Graph	1	\$87,069.00	\$87,069.00	\$87,069.00	\$87,069.00
Totals	Graph	1	\$87,069.00	\$87,069.00	\$87,069.00	\$87,069.00

Latitude: 39.994815 Longitude: -83.014478

Employer Name/Worksite Address	Graph	Count	Mean Wage	Median Wage	Lowest Wage	Highest Wage
THE OHIO STATE UNIVERSITY, 1640 NEIL AVENUE, COLUMBUS, OH (https://www.google.com/maps/place/1640%20NEIL%20AVENUE,COLUMBUS,OH)	Graph	2	\$56,514.00	\$56,514.00	\$56,514.00	\$56,514.00
Totals	Graph	2	\$56,514.00	\$56,514.00	\$56,514.00	\$56,514.00

Latitude: 39.994886 Longitude: -83.014628

Employer Name/Worksite Address	Graph	Count	Mean Wage	Median Wage	Lowest Wage	Highest Wage
THE OHIO STATE UNIVERSITY, 1645 NEIL AVE, COLUMBUS, OH (https://www.google.com/maps/place/1645%20NEIL%20AVE,COLUMBUS,OH)	Graph	2	\$50,031.20	\$48,000.00	\$48,000.00	\$52,062.40
THE OHIO STATE UNIVERSITY, 1645 NEIL AVENUE, COLUMBUS, OH (https://www.google.com/maps/place/1645%20NEIL%20AVENUE,COLUMBUS,OH)	Graph	3	\$45,751.00	\$48,000.00	\$41,184.00	\$48,069.00
Totals	Graph	5	\$47,463.08	\$48,000.00	\$41,184.00	\$52,062.40

Latitude: 39.995107 Longitude: -83.02033

Employer Name/Worksite Address	Graph	Count	Mean Wage	Median Wage	Lowest Wage	Highest Wage
THE OHIO STATE UNIVERSITY, 1670 UPHAM DRIVE, COLUMBUS, OH (https://www.google.com/maps/place/1670%20UPHAM%20DRIVE,COLUMBUS,OH)	Graph	6	\$173,417.07	\$185,000.00	\$102,502.40	\$200,000.00
Totals	Graph	6	\$173,417.07	\$185,000.00	\$102,502.40	\$200,000.00

Latitude: 39.995373 Longitude: -83.037332

Employer Name/Worksite Address	Graph	Count	Mean Wage	Median Wage	Lowest Wage	Highest Wage
COULTER VENTURES LLC, 1080 STEELWOOD ROAD, COLUMBUS, OH (https://www.google.com/maps/place/1080%20STEELWOOD%20ROAD,COLUMBUS,OH)	Graph	1	\$77,210.00	\$77,210.00	\$77,210.00	\$77,210.00
Totals	Graph	1	\$77,210.00	\$77,210.00	\$77,210.00	\$77,210.00

Employer Name/Worksite Address	Graph	Count	Mean Wage	Median Wage	Lowest Wage	Highest Wage
COULTER VENTURES LLC, 1080 STEELWOOD ROAD, COLUMBUS, OH (https://www.google.com/maps/place/1080%20STEELWOOD%20ROAD,COLUMBUS,OH)	Graph	1	\$77,210.00	\$77,210.00	\$77,210.00	\$77,210.00
Totals	Graph	1	\$77,210.00	\$77,210.00	\$77,210.00	\$77,210.00

Latitude: 39.996014 Longitude: -83.018677

Employer Name/Worksite Address	Graph	Count	Mean Wage	Median Wage	Lowest Wage	Highest Wage
THE OHIO STATE UNIVERSITY, 473 W 12TH AVE, COLUMBUS, OH (https://www.google.com/maps/place/473%20W%2012TH%20AVE,COLUMBUS,OH)	Graph	1	\$44,242.00	\$44,242.00	\$44,242.00	\$44,242.00
THE OHIO STATE UNIVERSITY, 473 WEST 12TH AVE, COLUMBUS, OH (https://www.google.com/maps/place/473%20WEST%2012TH%20AVE,COLUMBUS,OH)	Graph	1	\$52,000.00	\$52,000.00	\$52,000.00	\$52,000.00
THE OHIO STATE UNIVERSITY, 473 WEST 12TH AVENUE, COLUMBUS, OH (https://www.google.com/maps/place/473%20WEST%2012TH%20AVENUE,COLUMBUS,OH)	Graph	2	\$45,863.00	\$44,242.00	\$44,242.00	\$47,484.00
Totals	Graph	4	\$46,992.00	\$44,242.00	\$44,242.00	\$52,000.00

Latitude: 39.996092 Longitude: -83.01788

Employer Name/Worksite Address	Graph	Count	Mean Wage	Median Wage	Lowest Wage	Highest Wage
THE OHIO STATE UNIVERSITY, 437 WEST 12TH AVENUE, COLUMBUS, OH (https://www.google.com/maps/place/437%20WEST%2012TH%20AVENUE,COLUMBUS,OH)	Graph	1	\$44,574.40	\$44,574.40	\$44,574.40	\$44,574.40
Totals	Graph	1	\$44,574.40	\$44,574.40	\$44,574.40	\$44,574.40

Latitude: 39.996105 Longitude: -83.019218

Employer Name/Worksite Address	Graph	Count	Mean Wage	Median Wage	Lowest Wage	Highest Wage
THE OHIO STATE UNIVERSITY, 496 W 12TH AVENUE, COLUMBUS, OH (https://www.google.com/maps/place/496%20W%2012TH%20AVENUE,COLUMBUS,OH)	Graph	1	\$52,062.40	\$52,062.40	\$52,062.40	\$52,062.40
Totals	Graph	1	\$52,062.40	\$52,062.40	\$52,062.40	\$52,062.40

Latitude: 39.996166 Longitude: -83.018422

Employer Name/Worksite Address	Graph	Count	Mean Wage	Median Wage	Lowest Wage	Highest Wage
--------------------------------	-------	-------	-----------	-------------	-------------	--------------

Employer Name/Worksite Address	Graph	Count	Mean Wage	Median Wage	Lowest Wage	Highest Wage
THE OHIO STATE UNIVERSITY, 460 W 12TH AVE, COLUMBUS, OH (https://www.google.com/maps/place/460%20W%2012TH%20AVE,COLUMBUS,OH)	Graph	1	\$43,000.00	\$43,000.00	\$43,000.00	\$43,000.00
THE OHIO STATE UNIVERSITY, 460 W 12TH AVENUE, COLUMBUS, OH (https://www.google.com/maps/place/460%20W%2012TH%20AVENUE,COLUMBUS,OH)	Graph	1	\$52,062.00	\$52,062.00	\$52,062.00	\$52,062.00
THE OHIO STATE UNIVERSITY, 460 W. 12TH AVENUE, COLUMBUS, OH (https://www.google.com/maps/place/460%20W.%2012TH%20AVENUE,COLUMBUS,OH)	Graph	5	\$54,156.22	\$52,062.40	\$43,056.00	\$68,274.72
THE OHIO STATE UNIVERSITY, 460 WEST 12TH AVENUE, COLUMBUS, OH (https://www.google.com/maps/place/460%20WEST%2012TH%20AVENUE,COLUMBUS,OH)	Graph	10	\$52,127.48	\$47,484.00	\$41,579.00	\$83,000.00
Totals	Graph	17	\$52,183.41	\$48,069.00	\$41,579.00	\$83,000.00

Latitude: 39.996239 Longitude: -83.016955

Employer Name/Worksite Address	Graph	Count	Mean Wage	Median Wage	Lowest Wage	Highest Wage
THE OHIO STATE UNIVERSITY, 395 W 12TH AVE, COLUMBUS, OH (https://www.google.com/maps/place/395%20W%2012TH%20AVE,COLUMBUS,OH)	Graph	1	\$396,550.00	\$396,550.00	\$396,550.00	\$396,550.00
Totals	Graph	1	\$396,550.00	\$396,550.00	\$396,550.00	\$396,550.00

Latitude: 39.996263 Longitude: -83.017541

Employer Name/Worksite Address	Graph	Count	Mean Wage	Median Wage	Lowest Wage	Highest Wage
THE OHIO STATE UNIVERSITY, 420 W. 12TH AVENUE, COLUMBUS, OH (https://www.google.com/maps/place/420%20W.%2012TH%20AVENUE,COLUMBUS,OH)	Graph	2	\$50,417.00	\$49,000.00	\$49,000.00	\$51,834.00
Totals	Graph	2	\$50,417.00	\$49,000.00	\$49,000.00	\$51,834.00

Latitude: 39.996296 Longitude: -83.017325

Employer Name/Worksite Address	Graph	Count	Mean Wage	Median Wage	Lowest Wage	Highest Wage
THE OHIO STATE UNIVERSITY, 410 W 12TH AVE, COLUMBUS, OH (https://www.google.com/maps/place/410%20W%2012TH%20AVE,COLUMBUS,OH)	Graph	1	\$94,500.00	\$94,500.00	\$94,500.00	\$94,500.00
THE OHIO STATE UNIVERSITY, 410 W. 12TH AVE., COLUMBUS, OH (https://www.google.com/maps/place/410%20W.%2012TH%20AVE.,COLUMBUS,OH)	Graph	1	\$39,499.00	\$39,499.00	\$39,499.00	\$39,499.00
THE OHIO STATE UNIVERSITY, 410 W. 12TH AVENUE, COLUMBUS, OH (https://www.google.com/maps/place/410%20W.%2012TH%20AVENUE,COLUMBUS,OH)	Graph	3	\$49,010.00	\$47,484.00	\$47,484.00	\$52,062.00
Totals	Graph	5	\$56,205.80	\$47,484.00	\$39,499.00	\$94,500.00

Latitude: 39.996322 Longitude: -83.015872

Employer Name/Worksite Address	Graph	Count	Mean Wage	Median Wage	Lowest Wage	Highest Wage
THE OHIO STATE UNIVERSITY, 305 W TWELFTH AVENUE, COLUMBUS, OH (https://www.google.com/maps/place/305%20W%20TWELFTH%20AVENUE,COLUMBUS,OH)	Graph	2	\$76,500.00	\$55,000.00	\$55,000.00	\$98,000.00
Totals	Graph	2	\$76,500.00	\$55,000.00	\$55,000.00	\$98,000.00

Latitude: 39.996343 Longitude: -83.017111

Employer Name/Worksite Address	Graph	Count	Mean Wage	Median Wage	Lowest Wage	Highest Wage
THE OHIO STATE UNIVERSITY, 400 W 12TH AVENUE, COLUMBUS, OH (https://www.google.com/maps/place/400%20W%2012TH%20AVENUE,COLUMBUS,OH)	Graph	1	\$47,484.00	\$47,484.00	\$47,484.00	\$47,484.00
THE OHIO STATE UNIVERSITY, 400 WEST 12TH AVENUE, COLUMBUS, OH (https://www.google.com/maps/place/400%20WEST%2012TH%20AVENUE,COLUMBUS,OH)	Graph	1	\$47,484.00	\$47,484.00	\$47,484.00	\$47,484.00

Employer Name/Worksite Address	Graph	Count	Mean Wage	Median Wage	Lowest Wage	Highest Wage
THE OHIO STATE UNIVERSITY, 400 W. 12TH AVENUE, COLUMBUS, OH (https://www.google.com/maps/place/400%20W.%2012TH%20AVENUE,COLUMBUS,OH)	Graph	2	\$57,224.00	\$53,248.00	\$53,248.00	\$61,200.00
Totals	Graph	4	\$52,354.00	\$47,484.00	\$47,484.00	\$61,200.00

Latitude: 39.996385 Longitude: -82.997001

Employer Name/Worksite Address	Graph	Count	Mean Wage	Median Wage	Lowest Wage	Highest Wage
SAMUEL S. LEE, INC., 410 E. 12TH AVE., COLUMBUS, OH (https://www.google.com/maps/place/410%20E.%2012TH%20AVE.,COLUMBUS,OH)	Graph	2	\$46,508.80	\$46,508.80	\$46,508.80	\$46,508.80
Totals	Graph	2	\$46,508.80	\$46,508.80	\$46,508.80	\$46,508.80

Employer Name/Worksite Address	Graph	Count	Mean Wage	Median Wage	Lowest Wage	Highest Wage
SAMUEL S. LEE, INC., 410 E. 12TH AVE., COLUMBUS, OH (https://www.google.com/maps/place/410%20E.%2012TH%20AVE.,COLUMBUS,OH)	Graph	2	\$46,508.80	\$46,508.80	\$46,508.80	\$46,508.80
Totals	Graph	2	\$46,508.80	\$46,508.80	\$46,508.80	\$46,508.80

Latitude: 39.996453 Longitude: -83.015889

Employer Name/Worksite Address	Graph	Count	Mean Wage	Median Wage	Lowest Wage	Highest Wage
THE OHIO STATE UNIVERSITY, 318 W. 12TH AVENUE, COLUMBUS, OH (https://www.google.com/maps/place/318%20W.%2012TH%20AVENUE,COLUMBUS,OH)	Graph	1	\$47,484.00	\$47,484.00	\$47,484.00	\$47,484.00
Totals	Graph	1	\$47,484.00	\$47,484.00	\$47,484.00	\$47,484.00

Latitude: 39.996545 Longitude: -83.014969

Employer Name/Worksite Address	Graph	Count	Mean Wage	Median Wage	Lowest Wage	Highest Wage
THE OHIO STATE UNIVERSITY, 1640 NEIL AVE, COLUMBUS, OH (https://www.google.com/maps/place/1640%20NEIL%20AVE,COLUMBUS,OH)	Graph	1	\$56,514.00	\$56,514.00	\$56,514.00	\$56,514.00
Totals	Graph	1	\$56,514.00	\$56,514.00	\$56,514.00	\$56,514.00

Latitude: 39.996654 Longitude: -82.93314

Employer Name/Worksite Address	Graph	Count	Mean Wage	Median Wage	Lowest Wage	Highest Wage
TELLIGEN TECH INC., 2740 AIRPORT DR., COLUMBUS, OH (https://www.google.com/maps/place/2740%20AIRPORT%20DR.,COLUMBUS,OH)	Graph	3	\$81,666.67	\$80,000.00	\$70,000.00	\$95,000.00
Totals	Graph	3	\$81,666.67	\$80,000.00	\$70,000.00	\$95,000.00

Employer Name/Worksite Address	Graph	Count	Mean Wage	Median Wage	Lowest Wage	Highest Wage
C-VISION INC, 2740 AIRPORT DR, COLUMBUS, OH (https://www.google.com/maps/place/2740%20AIRPORT%20DR,COLUMBUS,OH)	Graph	1	\$60,000.00	\$60,000.00	\$60,000.00	\$60,000.00
UROOJ, LLC, 2740 AIRPORT DRIVE, SUITE 190, COLUMBUS, OH (https://www.google.com/maps/place/2740%20AIRPORT%20DRIVE,%20SUITE%20190,COLUMBUS,OH)	Graph	2	\$67,000.00	\$67,000.00	\$67,000.00	\$67,000.00
C-VISION INC, 2740 AIRPORT DRIVE, COLUMBUS, OH (https://www.google.com/maps/place/2740%20AIRPORT%20DRIVE,COLUMBUS,OH)	Graph	7	\$64,285.71	\$65,000.00	\$60,000.00	\$65,000.00
Totals	Graph	10	\$64,400.00	\$65,000.00	\$60,000.00	\$67,000.00

Latitude: 39.996827 Longitude: -83.008742

Employer Name/Worksite Address	Graph	Count	Mean Wage	Median Wage	Lowest Wage	Highest Wage
THE OHIO STATE UNIVERSITY, 55 W. 12TH AVE., COLUMBUS, OH (https://www.google.com/maps/place/55%20W.%2012TH%20AVE.,COLUMBUS,OH)	Graph	1	\$40,498.00	\$40,498.00	\$40,498.00	\$40,498.00
Totals	Graph	1	\$40,498.00	\$40,498.00	\$40,498.00	\$40,498.00

Latitude: 39.996875 Longitude: -82.855674

Employer Name/Worksite Address	Graph	Count	Mean Wage	Median Wage	Lowest Wage	Highest Wage
TERRACON CONSULTANTS, INC., 800 MORRISON RD, COLUMBUS, OH (https://www.google.com/maps/place/800%20MORRISON%20RD,COLUMBUS,OH)	Graph	1	\$72,500.00	\$72,500.00	\$72,500.00	\$72,500.00
TERRACON CONSULTANTS, INC., 800 MORRISON ROAD, COLUMBUS, OH (https://www.google.com/maps/place/800%20MORRISON%20ROAD,COLUMBUS,OH)	Graph	2	\$61,842.00	\$56,500.00	\$56,500.00	\$67,184.00
Totals	Graph	3	\$65,394.67	\$67,184.00	\$56,500.00	\$72,500.00

Latitude: 39.996986 Longitude: -82.833704

Employer Name/Employer Address	Graph	Count	Mean Wage	Median Wage	Lowest Wage	Highest Wage
AMERICANNURSES.COM, 800 CROSS POINTE ROAD, GAHANNA, OH (https://www.google.com/maps/place/800%20CROSS%20POINTE%20ROAD,GAHANNA,OH)	Graph	3	\$72,550.67	\$69,826.00	\$69,826.00	\$78,000.00
DEEMSYS INC, 800 CROSS POINTE ROAD,, GAHANNA,, OH (https://www.google.com/maps/place/800%20CROSS%20POINTE%20ROAD,,GAHANNA,,OH)	Graph	9	\$65,000.00	\$65,000.00	\$65,000.00	\$65,000.00
DEEMSYS INC, 800 CROSS POINTE ROAD, GAHANNA, OH (https://www.google.com/maps/place/800%20CROSS%20POINTE%20ROAD,GAHANNA,OH)	Graph	19	\$75,407.05	\$70,000.00	\$67,246.00	\$87,000.00
Totals	Graph	31	\$72,109.23	\$69,826.00	\$65,000.00	\$87,000.00

Employer Name/Worksite Address	Graph	Count	Mean Wage	Median Wage	Lowest Wage	Highest Wage
DEEMSYS INC, 800 CROSS POINTE ROAD,, GAHANNA,, OH (https://www.google.com/maps/place/800%20CROSS%20POINTE%20ROAD,,GAHANNA,,OH)	Graph	9	\$65,000.00	\$65,000.00	\$65,000.00	\$65,000.00
DEEMSYS INC, 800 CROSS POINTE ROAD, GAHANNA, OH (https://www.google.com/maps/place/800%20CROSS%20POINTE%20ROAD,GAHANNA,OH)	Graph	16	\$74,196.25	\$69,826.00	\$69,826.00	\$87,000.00
Totals	Graph	25	\$70,885.60	\$69,826.00	\$65,000.00	\$87,000.00

Latitude: 39.997473 Longitude: -83.123347

Employer Name/Worksite Address	Graph	Count	Mean Wage	Median Wage	Lowest Wage	Highest Wage
SOARING HELMET CORPORATION, 2201 WESTBELT DRIVE, COLUMBUS, OH (https://www.google.com/maps/place/2201%20WESTBELT%20DRIVE,COLUMBUS,OH)	Graph	1	\$48,880.00	\$48,880.00	\$48,880.00	\$48,880.00
Totals	Graph	1	\$48,880.00	\$48,880.00	\$48,880.00	\$48,880.00

Latitude: 39.997642 Longitude: -83.032528

Employer Name/Employer Address	Graph	Count	Mean Wage	Median Wage	Lowest Wage	Highest Wage
VENTURI NORTH AMERICA LLC, 930 KINNEAR ROAD, COLUMBUS, OH (https://www.google.com/maps/place/930%20KINNEAR%20ROAD,COLUMBUS,OH)	Graph	1	\$144,000.00	\$144,000.00	\$144,000.00	\$144,000.00
Totals	Graph	1	\$144,000.00	\$144,000.00	\$144,000.00	\$144,000.00

Employer Name/Worksite Address	Graph	Count	Mean Wage	Median Wage	Lowest Wage	Highest Wage
--------------------------------	-------	-------	-----------	-------------	-------------	--------------

Employer Name/Worksite Address	Graph	Count	Mean Wage	Median Wage	Lowest Wage	Highest Wage
THE OHIO STATE UNIVERSITY, 930 KINNEAR RD, COLUMBUS, OH (https://www.google.com/maps/place/930%20KINNEAR%20RD,COLUMBUS,OH)	Graph	1	\$90,000.00	\$90,000.00	\$90,000.00	\$90,000.00
VENTURI NORTH AMERICA LLC, 930 KINNEAR ROAD, COLUMBUS, OH (https://www.google.com/maps/place/930%20KINNEAR%20ROAD,COLUMBUS,OH)	Graph	1	\$144,000.00	\$144,000.00	\$144,000.00	\$144,000.00
Totals	Graph	2	\$117,000.00	\$90,000.00	\$90,000.00	\$144,000.00

Latitude: 39.997865 Longitude: -83.037317

Employer Name/Employer Address	Graph	Count	Mean Wage	Median Wage	Lowest Wage	Highest Wage
MOVEEZ, INC., 1275 WEST KINNEAR ROAD, COLUMBUS, OH (https://www.google.com/maps/place/1275%20WEST%20KINNEAR%20ROAD,COLUMBUS,OH)	Graph	1	\$49,000.00	\$49,000.00	\$49,000.00	\$49,000.00
Totals	Graph	1	\$49,000.00	\$49,000.00	\$49,000.00	\$49,000.00

Employer Name/Worksite Address	Graph	Count	Mean Wage	Median Wage	Lowest Wage	Highest Wage
MOVEEZ, INC., 1275 WEST KINNEAR ROAD, COLUMBUS, OH (https://www.google.com/maps/place/1275%20WEST%20KINNEAR%20ROAD,COLUMBUS,OH)	Graph	1	\$49,000.00	\$49,000.00	\$49,000.00	\$49,000.00
Totals	Graph	1	\$49,000.00	\$49,000.00	\$49,000.00	\$49,000.00

Latitude: 39.998018 Longitude: -83.040674

Employer Name/Worksite Address	Graph	Count	Mean Wage	Median Wage	Lowest Wage	Highest Wage
THE OHIO STATE UNIVERSITY, 1216 KINNEAR ROAD, COLUMBUS, OH (https://www.google.com/maps/place/1216%20KINNEAR%20ROAD,COLUMBUS,OH)	Graph	1	\$43,700.80	\$43,700.80	\$43,700.80	\$43,700.80
Totals	Graph	1	\$43,700.80	\$43,700.80	\$43,700.80	\$43,700.80

Latitude: 39.99825 Longitude: -83.042914

Employer Name/Employer Address	Graph	Count	Mean Wage	Median Wage	Lowest Wage	Highest Wage
NANOBIO DELIVERY PHARMACEUTICAL CO., LTD., 1275 KINNEAR RD., COLUMBUS, OH (https://www.google.com/maps/place/1275%20KINNEAR%20RD.,COLUMBUS,OH)	Graph	2	\$87,000.00	\$54,000.00	\$54,000.00	\$120,000.00
REV1 VENTURES, 1275 KINNEAR ROAD, COLUMBUS, OH (https://www.google.com/maps/place/1275%20KINNEAR%20ROAD,COLUMBUS,OH)	Graph	2	\$64,000.00	\$64,000.00	\$64,000.00	\$64,000.00
Totals	Graph	4	\$75,500.00	\$64,000.00	\$54,000.00	\$120,000.00

Employer Name/Worksite Address	Graph	Count	Mean Wage	Median Wage	Lowest Wage	Highest Wage
NANOBIO DELIVERY PHARMACEUTICAL CO., LTD., 1275 KINNEAR RD., COLUMBUS, OH (https://www.google.com/maps/place/1275%20KINNEAR%20RD.,COLUMBUS,OH)	Graph	2	\$87,000.00	\$54,000.00	\$54,000.00	\$120,000.00
REV1 VENTURES, 1275 KINNEAR ROAD, COLUMBUS, OH (https://www.google.com/maps/place/1275%20KINNEAR%20ROAD,COLUMBUS,OH)	Graph	3	\$69,000.00	\$64,000.00	\$64,000.00	\$79,000.00
Totals	Graph	5	\$76,200.00	\$64,000.00	\$54,000.00	\$120,000.00

Latitude: 39.998259 Longitude: -83.015308

Employer Name/Worksite Address	Graph	Count	Mean Wage	Median Wage	Lowest Wage	Highest Wage
THE OHIO STATE UNIVERSITY, 1787 NEIL AVENUE, COLUMBUS, OH (https://www.google.com/maps/place/1787%20NEIL%20AVENUE,COLUMBUS,OH)	Graph	1	\$60,000.00	\$60,000.00	\$60,000.00	\$60,000.00
Totals	Graph	1	\$60,000.00	\$60,000.00	\$60,000.00	\$60,000.00

Latitude: 39.998324 Longitude: -83.044484

Employer Name/Worksite Address	Graph	Count	Mean Wage	Median Wage	Lowest Wage	Highest Wage
THE OHIO STATE UNIVERSITY, 1330 KINNEAR ROAD, COLUMBUS, OH (https://www.google.com/maps/place/1330%20KINNEAR%20ROAD,COLUMBUS,OH)	Graph	2	\$78,114.50	\$72,280.00	\$72,280.00	\$83,949.00
Totals	Graph	2	\$78,114.50	\$72,280.00	\$72,280.00	\$83,949.00

Latitude: 39.998543 Longitude: -83.009769

Employer Name/Worksite Address	Graph	Count	Mean Wage	Median Wage	Lowest Wage	Highest Wage
THE OHIO STATE UNIVERSITY, 1775 COLLEGE RD, COLUMBUS, OH (https://www.google.com/maps/place/1775%20COLLEGE%20RD,COLUMBUS,OH)	Graph	1	\$61,416.00	\$61,416.00	\$61,416.00	\$61,416.00
Totals	Graph	1	\$61,416.00	\$61,416.00	\$61,416.00	\$61,416.00

Latitude: 39.99869 Longitude: -83.047402

Employer Name/Worksite Address	Graph	Count	Mean Wage	Median Wage	Lowest Wage	Highest Wage
THE OHIO STATE UNIVERSITY, 1305 KINNEAR RD, COLUMBUS, OH (https://www.google.com/maps/place/1305%20KINNEAR%20RD,COLUMBUS,OH)	Graph	1	\$125,000.00	\$125,000.00	\$125,000.00	\$125,000.00
Totals	Graph	1	\$125,000.00	\$125,000.00	\$125,000.00	\$125,000.00

Latitude: 39.999221 Longitude: -83.015576

Employer Name/Worksite Address	Graph	Count	Mean Wage	Median Wage	Lowest Wage	Highest Wage
THE OHIO STATE UNIVERSITY, 1835 NEIL AVE, COLUMBUS, OH (https://www.google.com/maps/place/1835%20NEIL%20AVE,COLUMBUS,OH)	Graph	2	\$49,000.50	\$48,000.00	\$48,000.00	\$50,001.00
Totals	Graph	2	\$49,000.50	\$48,000.00	\$48,000.00	\$50,001.00

Latitude: 39.999284 Longitude: -82.95651

Employer Name/Employer Address	Graph	Count	Mean Wage	Median Wage	Lowest Wage	Highest Wage
AQUA SCIENCE, INC., 1877 EAST 17TH AVE., COLUMBUS, OH (https://www.google.com/maps/place/1877%20EAST%2017TH%20AVE.,COLUMBUS,OH)	Graph	1	\$100,000.00	\$100,000.00	\$100,000.00	\$100,000.00
Totals	Graph	1	\$100,000.00	\$100,000.00	\$100,000.00	\$100,000.00

Employer Name/Worksite Address	Graph	Count	Mean Wage	Median Wage	Lowest Wage	Highest Wage
AQUA SCIENCE, INC., 1877 EAST 17TH AVE., COLUMBUS, OH (https://www.google.com/maps/place/1877%20EAST%2017TH%20AVE.,COLUMBUS,OH)	Graph	1	\$100,000.00	\$100,000.00	\$100,000.00	\$100,000.00
Totals	Graph	1	\$100,000.00	\$100,000.00	\$100,000.00	\$100,000.00

Latitude: 39.999295 Longitude: -83.109873

Employer Name/Employer Address	Graph	Count	Mean Wage	Median Wage	Lowest Wage	Highest Wage
BUDENHEIM USA INC, 2219 WESTBROOKE DRIVE, COLUMBUS, OH (https://www.google.com/maps/place/2219%20WESTBROOKE%20DRIVE,COLUMBUS,OH)	Graph	1	\$90,000.00	\$90,000.00	\$90,000.00	\$90,000.00
Totals	Graph	1	\$90,000.00	\$90,000.00	\$90,000.00	\$90,000.00

Employer Name/Worksite Address	Graph	Count	Mean Wage	Median Wage	Lowest Wage	Highest Wage
BUDENHEIM USA INC, 2219 WESTBROOKE DRIVE, COLUMBUS, OH (https://www.google.com/maps/place/2219%20WESTBROOKE%20DRIVE,COLUMBUS,OH)	Graph	1	\$90,000.00	\$90,000.00	\$90,000.00	\$90,000.00
Totals	Graph	1	\$90,000.00	\$90,000.00	\$90,000.00	\$90,000.00

Latitude: 39.999354 Longitude: -83.015581

Employer Name/Worksite Address	Graph	Count	Mean Wage	Median Wage	Lowest Wage	Highest Wage
THE OHIO STATE UNIVERSITY, 1841 NEIL AVENUE, COLUMBUS, OH (https://www.google.com/maps/place/1841%20NEIL%20AVENUE,COLUMBUS,OH)	Graph	1	\$75,000.00	\$75,000.00	\$75,000.00	\$75,000.00
Totals	Graph	1	\$75,000.00	\$75,000.00	\$75,000.00	\$75,000.00

Latitude: 39.999551 Longitude: -82.851365

Employer Name/Worksite Address	Graph	Count	Mean Wage	Median Wage	Lowest Wage	Highest Wage
ZUSYS, 825 TECH CENTER DRIVE,3RD FLOOR, GAHANNA, OH (https://www.google.com/maps/place/825%20TECH%20CENTER%20DRIVE,3RD%20FLOOR,GAHANNA,OH)	Graph	1	\$63,000.00	\$63,000.00	\$63,000.00	\$63,000.00
CONTRIVE SOLUTIONS INC., 825 TECH CENTER DRIVE, 3RD FLOOR, GAHANNA, OH (https://www.google.com/maps/place/825%20TECH%20CENTER%20DRIVE,%203RD%20FLOOR,GAHANNA,OH)	Graph	3	\$65,033.33	\$63,000.00	\$62,000.00	\$70,100.00
BSASPEC INC., 825 TECH CENTER DRIVE, COLUMBUS, OH (https://www.google.com/maps/place/825%20TECH%20CENTER%20DRIVE,COLUMBUS,OH)	Graph	4	\$112,265.00	\$82,000.00	\$65,000.00	\$160,000.00
ERNST & YOUNG U.S. LLP, 825 TECH CENTER DRIVE, GAHANNA, OH (https://www.google.com/maps/place/825%20TECH%20CENTER%20DRIVE,GAHANNA,OH)	Graph	7	\$83,171.43	\$90,200.00	\$64,000.00	\$95,000.00
Totals	Graph	15	\$85,957.33	\$78,000.00	\$62,000.00	\$160,000.00

Latitude: 39.999555 Longitude: -83.022318

Employer Name/Worksite Address	Graph	Count	Mean Wage	Median Wage	Lowest Wage	Highest Wage
THE OHIO STATE UNIVERSITY, 1800 CANNON DR, COLUMBUS, OH (https://www.google.com/maps/place/1800%20CANNON%20DR,COLUMBUS,OH)	Graph	1	\$62,271.00	\$62,271.00	\$62,271.00	\$62,271.00
THE OHIO STATE UNIVERSITY, 1800 CANNON DRIVE, COLUMBUS, OH (https://www.google.com/maps/place/1800%20CANNON%20DRIVE,COLUMBUS,OH)	Graph	2	\$43,750.04	\$40,000.08	\$40,000.08	\$47,500.00
Totals	Graph	3	\$49,923.69	\$47,500.00	\$40,000.08	\$62,271.00

Latitude: 39.999577 Longitude: -83.110184

Employer Name/Worksite Address	Graph	Count	Mean Wage	Median Wage	Lowest Wage	Highest Wage
INDUS TRADE & TECHNOLOGY LLC, 2249 WESTBROOKE DR, COLOMBUS, OH (https://www.google.com/maps/place/2249%20WESTBROOKE%20DR,COLOMBUS,OH)	Graph	1	\$143,861.20	\$143,861.20	\$143,861.20	\$143,861.20
Totals	Graph	1	\$143,861.20	\$143,861.20	\$143,861.20	\$143,861.20

Employer Name/Worksite Address	Graph	Count	Mean Wage	Median Wage	Lowest Wage	Highest Wage
INDUS TRADE & TECHNOLOGY LLC, 2249 WESTBROOKE DR, COLOMBUS, OH (https://www.google.com/maps/place/2249%20WESTBROOKE%20DR,COLOMBUS,OH)	Graph	1	\$143,861.20	\$143,861.20	\$143,861.20	\$143,861.20
Totals	Graph	1	\$143,861.20	\$143,861.20	\$143,861.20	\$143,861.20

Latitude: 39.999682 Longitude: -82.857027

Employer Name/Worksite Address	Graph	Count	Mean Wage	Median Wage	Lowest Wage	Highest Wage
AMERICAN ELECTRIC POWER, 700 MORRISON ROAD, GAHANNA, OH (https://www.google.com/maps/place/700%20MORRISON%20ROAD,GAHANNA,OH)	Graph	1	\$95,000.00	\$95,000.00	\$95,000.00	\$95,000.00
V-SOFT CONSULTING GROUP, INC, 700 MORRISON RD, GAHANNA, OH (https://www.google.com/maps/place/700%20MORRISON%20RD,GAHANNA,OH)	Graph	1	\$65,000.00	\$65,000.00	\$65,000.00	\$65,000.00
Totals	Graph	2	\$80,000.00	\$65,000.00	\$65,000.00	\$95,000.00

Latitude: 39.999751 Longitude: -82.852285

Employer Name/Worksite Address	Graph	Count	Mean Wage	Median Wage	Lowest Wage	Highest Wage
V-SOFT CONSULTING GROUP, INC, 850 TECH CENTER DRIVE, GAHANNA, OH (https://www.google.com/maps/place/850%20TECH%20CENTER%20DRIVE,GAHANNA,OH)	Graph	2	\$81,504.80	\$65,000.00	\$65,000.00	\$98,009.60
CAPGEMINI AMERICA INC, 850 TECH CENTER DR, GAHANNA, OH (https://www.google.com/maps/place/850%20TECH%20CENTER%20DR,GAHANNA,OH)	Graph	9	\$77,300.00	\$77,300.00	\$77,300.00	\$77,300.00
Totals	Graph	11	\$78,064.51	\$77,300.00	\$65,000.00	\$98,009.60

Latitude: 40.000174 Longitude: -83.026742

Employer Name/Worksite Address	Graph	Count	Mean Wage	Median Wage	Lowest Wage	Highest Wage
THE OHIO STATE UNIVERSITY, 1925 COFFEY ROAD, COLUMBUS, OH (https://www.google.com/maps/place/1925%20COFFEY%20ROAD,COLUMBUS,OH)	Graph	1	\$47,476.00	\$47,476.00	\$47,476.00	\$47,476.00
Totals	Graph	1	\$47,476.00	\$47,476.00	\$47,476.00	\$47,476.00

Latitude: 40.000181 Longitude: -83.012269

Employer Name/Worksite Address	Graph	Count	Mean Wage	Median Wage	Lowest Wage	Highest Wage
THE OHIO STATE UNIVERSITY, 154 N. OVAL MALL, COLUMBUS, OH (https://www.google.com/maps/place/154%20N.%20OVAL%20MALL,COLUMBUS,OH)	Graph	1	\$75,000.00	\$75,000.00	\$75,000.00	\$75,000.00
THE OHIO STATE UNIVERSITY, 190 N. OVAL MALL, COLUMBUS, OH (https://www.google.com/maps/place/190%20N.%20OVAL%20MALL,COLUMBUS,OH)	Graph	1	\$45,282.00	\$45,282.00	\$45,282.00	\$45,282.00
THE OHIO STATE UNIVERSITY, 108 N OVAL MALL, COLUMBUS, OH (https://www.google.com/maps/place/108%20N%20OVAL%20MALL,COLUMBUS,OH)	Graph	2	\$90,000.00	\$90,000.00	\$90,000.00	\$90,000.00
Totals	Graph	4	\$75,070.50	\$75,000.00	\$45,282.00	\$90,000.00

Latitude: 40.001416 Longitude: -83.015424

Employer Name/Worksite Address	Graph	Count	Mean Wage	Median Wage	Lowest Wage	Highest Wage
THE OHIO STATE UNIVERSITY, 1958 NEIL AVENUE, COLUMBUS, OH (https://www.google.com/maps/place/1958%20NEIL%20AVENUE,COLUMBUS,OH)	Graph	1	\$90,300.00	\$90,300.00	\$90,300.00	\$90,300.00
Totals	Graph	1	\$90,300.00	\$90,300.00	\$90,300.00	\$90,300.00

Latitude: 40.001521 Longitude: -83.015558

Employer Name/Worksite Address	Graph	Count	Mean Wage	Median Wage	Lowest Wage	Highest Wage
THE OHIO STATE UNIVERSITY, 1971 NEIL AVENUE, COLUMBUS, OH (https://www.google.com/maps/place/1971%20NEIL%20AVENUE,COLUMBUS,OH)	Graph	1	\$78,108.00	\$78,108.00	\$78,108.00	\$78,108.00
Totals	Graph	1	\$78,108.00	\$78,108.00	\$78,108.00	\$78,108.00

Latitude: 40.001528 Longitude: -83.034425

Employer Name/Worksite Address	Graph	Count	Mean Wage	Median Wage	Lowest Wage	Highest Wage
THE OHIO STATE UNIVERSITY, 2050 KENNY RD, COLUMBUS, OH (https://www.google.com/maps/place/2050%20KENNY%20RD,COLUMBUS,OH)	Graph	1	\$204,000.00	\$204,000.00	\$204,000.00	\$204,000.00
Totals	Graph	1	\$204,000.00	\$204,000.00	\$204,000.00	\$204,000.00

Latitude: 40.001534 Longitude: -83.026879

Employer Name/Worksite Address	Graph	Count	Mean Wage	Median Wage	Lowest Wage	Highest Wage
THE OHIO STATE UNIVERSITY, 601 VERNON THARPE STREET, COLUMBUS, OH (https://www.google.com/maps/place/601%20VERNON%20THARPE%20STREET,COLUMBUS,OH)	Graph	1	\$110,004.00	\$110,004.00	\$110,004.00	\$110,004.00
THE OHIO STATE UNIVERSITY, 601 VERNON THARP STREET, COLUMBUS, OH (https://www.google.com/maps/place/601%20VERNON%20THARP%20STREET,COLUMBUS,OH)	Graph	5	\$97,955.20	\$110,868.00	\$31,908.00	\$134,000.00
Totals	Graph	6	\$99,963.33	\$110,004.00	\$31,908.00	\$134,000.00

Latitude: 40.001694 Longitude: -82.964855

Employer Name/Employer Address	Graph	Count	Mean Wage	Median Wage	Lowest Wage	Highest Wage
PLASKOLITE LLC, 1770 JOYCE AVE, COLUMBUS, OH (https://www.google.com/maps/place/1770%20JOYCE%20AVE,COLUMBUS,OH)	Graph	1	\$63,814.00	\$63,814.00	\$63,814.00	\$63,814.00
PLASKOLITE, INC., 1770 JOYCE AVENUE, COLUMBUS, OH (https://www.google.com/maps/place/1770%20JOYCE%20AVENUE,COLUMBUS,OH)	Graph	1	\$63,502.00	\$63,502.00	\$63,502.00	\$63,502.00
Totals	Graph	2	\$63,658.00	\$63,502.00	\$63,502.00	\$63,814.00

Employer Name/Worksite Address	Graph	Count	Mean Wage	Median Wage	Lowest Wage	Highest Wage
PLASKOLITE LLC, 1770 JOYCE AVE, COLUMBUS, OH (https://www.google.com/maps/place/1770%20JOYCE%20AVE,COLUMBUS,OH)	Graph	1	\$63,814.00	\$63,814.00	\$63,814.00	\$63,814.00
PLASKOLITE, INC., 1770 JOYCE AVENUE, COLUMBUS, OH (https://www.google.com/maps/place/1770%20JOYCE%20AVENUE,COLUMBUS,OH)	Graph	1	\$63,502.00	\$63,502.00	\$63,502.00	\$63,502.00
Totals	Graph	2	\$63,658.00	\$63,502.00	\$63,502.00	\$63,814.00

Latitude: 40.001715 Longitude: -83.014383

Employer Name/Worksite Address	Graph	Count	Mean Wage	Median Wage	Lowest Wage	Highest Wage
THE OHIO STATE UNIVERSITY, 231 W. 18TH AVE, COLMUBUS, OH (https://www.google.com/maps/place/231%20W.%2018TH%20AVE,COLMUBUS,OH)	Graph	1	\$59,004.00	\$59,004.00	\$59,004.00	\$59,004.00
THE OHIO STATE UNIVERSITY, 231 W. 18TH AVENUE, COLUMBUS, OH (https://www.google.com/maps/place/231%20W.%2018TH%20AVENUE,COLUMBUS,OH)	Graph	1	\$96,012.80	\$96,012.80	\$96,012.80	\$96,012.80
THE OHIO STATE UNIVERSITY, 231 WEST 18TH AVENUE, COLUMBUS, OH (https://www.google.com/maps/place/231%20WEST%2018TH%20AVENUE,COLUMBUS,OH)	Graph	2	\$65,004.00	\$64,008.00	\$64,008.00	\$66,000.00
Totals	Graph	4	\$71,256.20	\$64,008.00	\$59,004.00	\$96,012.80

Latitude: 40.002046 Longitude: -83.012644

Employer Name/Worksite Address	Graph	Count	Mean Wage	Median Wage	Lowest Wage	Highest Wage
THE OHIO STATE UNIVERSITY, 140 WEST 18TH AVE, COLUMBUS, OH (https://www.google.com/maps/place/140%20WEST%2018TH%20AVE,COLUMBUS,OH)	Graph	1	\$55,008.00	\$55,008.00	\$55,008.00	\$55,008.00
Totals	Graph	1	\$55,008.00	\$55,008.00	\$55,008.00	\$55,008.00

Latitude: 40.002102 Longitude: -83.026248

Employer Name/Worksite Address	Graph	Count	Mean Wage	Median Wage	Lowest Wage	Highest Wage
THE OHIO STATE UNIVERSITY, 2021 COFFEY ROAD, COLUMBUS, OH (https://www.google.com/maps/place/2021%20COFFEY%20ROAD,COLUMBUS,OH)	Graph	3	\$48,000.00	\$48,000.00	\$48,000.00	\$48,000.00
Totals	Graph	3	\$48,000.00	\$48,000.00	\$48,000.00	\$48,000.00

Latitude: 40.002112 Longitude: -83.01206

Employer Name/Worksite Address	Graph	Count	Mean Wage	Median Wage	Lowest Wage	Highest Wage
THE OHIO STATE UNIVERSITY, 100 WEST 18TH AVENUE, COLUMBUS, OH (https://www.google.com/maps/place/100%20WEST%2018TH%20AVENUE,COLUMBUS,OH)	Graph	1	\$48,006.40	\$48,006.40	\$48,006.40	\$48,006.40
Totals	Graph	1	\$48,006.40	\$48,006.40	\$48,006.40	\$48,006.40

Latitude: 40.002272 Longitude: -82.859752

Employer Name/Worksite Address	Graph	Count	Mean Wage	Median Wage	Lowest Wage	Highest Wage
EASI LLC, 630 MORRISON ROAD, GAHANNA, OH (https://www.google.com/maps/place/630%20MORRISON%20ROAD,GAHANNA,OH)	Graph	2	\$73,672.00	\$71,344.00	\$71,344.00	\$76,000.00
Totals	Graph	2	\$73,672.00	\$71,344.00	\$71,344.00	\$76,000.00

Latitude: 40.002375 Longitude: -83.01562

Employer Name/Worksite Address	Graph	Count	Mean Wage	Median Wage	Lowest Wage	Highest Wage
THE OHIO STATE UNIVERSITY, 2015 NEIL AVENUE, COLUMBUS, OH (https://www.google.com/maps/place/2015%20NEIL%20AVENUE,COLUMBUS,OH)	Graph	1	\$51,672.00	\$51,672.00	\$51,672.00	\$51,672.00
Totals	Graph	1	\$51,672.00	\$51,672.00	\$51,672.00	\$51,672.00

Latitude: 40.002509 Longitude: -83.015514

Employer Name/Worksite Address	Graph	Count	Mean Wage	Median Wage	Lowest Wage	Highest Wage
THE OHIO STATE UNIVERSITY, 2024 NEIL AVE., COLUMBUS, OH (https://www.google.com/maps/place/2024%20NEIL%20AVE.,COLUMBUS,OH)	Graph	1	\$62,000.00	\$62,000.00	\$62,000.00	\$62,000.00
THE OHIO STATE UNIVERSITY, 2024 NEIL AVENUE, COLUMBUS, OH (https://www.google.com/maps/place/2024%20NEIL%20AVENUE,COLUMBUS,OH)	Graph	1	\$127,008.00	\$127,008.00	\$127,008.00	\$127,008.00
Totals	Graph	2	\$94,504.00	\$62,000.00	\$62,000.00	\$127,008.00

Latitude: 40.002785 Longitude: -83.013997

Employer Name/Worksite Address	Graph	Count	Mean Wage	Median Wage	Lowest Wage	Highest Wage
THE OHIO STATE UNIVERSITY, 201 W 19TH AVE, COLUMBUS, OH (https://www.google.com/maps/place/201%20W%2019TH%20AVE,COLUMBUS,OH)	Graph	1	\$88,000.00	\$88,000.00	\$88,000.00	\$88,000.00
THE OHIO STATE UNIVERSITY, 201 W. 19TH AVENUE, COLUMBUS, OH (https://www.google.com/maps/place/201%20W.%2019TH%20AVENUE,COLUMBUS,OH)	Graph	2	\$61,917.50	\$60,000.00	\$60,000.00	\$63,835.00
Totals	Graph	3	\$70,611.67	\$63,835.00	\$60,000.00	\$88,000.00

Latitude: 40.002974 Longitude: -83.144037

Employer Name/Worksite Address	Graph	Count	Mean Wage	Median Wage	Lowest Wage	Highest Wage

Employer Name/Worksite Address	Graph	Count	Mean Wage	Median Wage	Lowest Wage	Highest Wage
COVANCE INC., 2460 HILLIARD PARK BLVD., HILLIARD, OH (https://www.google.com/maps/place/2460%20HILLIARD%20PARK%20BLVD.,HILLIARD,OH)	Graph	2	\$86,590.00	\$86,590.00	\$86,590.00	\$86,590.00
Totals	Graph	2	\$86,590.00	\$86,590.00	\$86,590.00	\$86,590.00

Latitude: 40.003489 Longitude: -83.010802

Employer Name/Worksite Address	Graph	Count	Mean Wage	Median Wage	Lowest Wage	Highest Wage
THE OHIO STATE UNIVERSITY, 2041 COLLEGE RD, COLUMBUS, OH (https://www.google.com/maps/place/2041%20COLLEGE%20RD,COLUMBUS,OH)	Graph	1	\$53,052.00	\$53,052.00	\$53,052.00	\$53,052.00
Totals	Graph	1	\$53,052.00	\$53,052.00	\$53,052.00	\$53,052.00

Latitude: 40.003547 Longitude: -83.015749

Employer Name/Worksite Address	Graph	Count	Mean Wage	Median Wage	Lowest Wage	Highest Wage
THE OHIO STATE UNIVERSITY, 2036 NEIL AVENUE, COLUMBUS, OH (https://www.google.com/maps/place/2036%20NEIL%20AVENUE,COLUMBUS,OH)	Graph	1	\$75,462.40	\$75,462.40	\$75,462.40	\$75,462.40
Totals	Graph	1	\$75,462.40	\$75,462.40	\$75,462.40	\$75,462.40

Latitude: 40.003699 Longitude: -83.009732

Employer Name/Worksite Address	Graph	Count	Mean Wage	Median Wage	Lowest Wage	Highest Wage
THE OHIO STATE UNIVERSITY, 29 W. WOODRUFF AVENUE, COLUMBUS, OH (https://www.google.com/maps/place/29%20W.%20WOODRUFF%20AVENUE,COLUMBUS,OH)	Graph	1	\$50,460.00	\$50,460.00	\$50,460.00	\$50,460.00
Totals	Graph	1	\$50,460.00	\$50,460.00	\$50,460.00	\$50,460.00

Latitude: 40.003782 Longitude: -83.025861

Employer Name/Worksite Address	Graph	Count	Mean Wage	Median Wage	Lowest Wage	Highest Wage
THE OHIO STATE UNIVERSITY, 1920 COFFEY ROAD, COLUMBUS, OH (https://www.google.com/maps/place/1920%20COFFEY%20ROAD,COLUMBUS,OH)	Graph	1	\$93,000.00	\$93,000.00	\$93,000.00	\$93,000.00
Totals	Graph	1	\$93,000.00	\$93,000.00	\$93,000.00	\$93,000.00

Latitude: 40.003842 Longitude: -83.012335

Employer Name/Worksite Address	Graph	Count	Mean Wage	Median Wage	Lowest Wage	Highest Wage
THE OHIO STATE UNIVERSITY, 105 W. WOODRUFF AVE, COLUMBUS, OH (https://www.google.com/maps/place/105%20W.%20WOODRUFF%20AVE,COLUMBUS,OH)	Graph	2	\$48,000.00	\$48,000.00	\$48,000.00	\$48,000.00
Totals	Graph	2	\$48,000.00	\$48,000.00	\$48,000.00	\$48,000.00

Latitude: 40.003926 Longitude: -83.014031

Employer Name/Worksite Address	Graph	Count	Mean Wage	Median Wage	Lowest Wage	Highest Wage
THE OHIO STATE UNIVERSITY, 151 W WOODRUFF, COLUMBUS, OH (https://www.google.com/maps/place/151%20W%20WOODRUFF,COLUMBUS,OH)	Graph	1	\$99,000.00	\$99,000.00	\$99,000.00	\$99,000.00
THE OHIO STATE UNIVERSITY, 151 W. WOODRUFF AVE, COLUMBUS, OH (https://www.google.com/maps/place/151%20W.%20WOODRUFF%20AVE,COLUMBUS,OH)	Graph	1	\$44,242.00	\$44,242.00	\$44,242.00	\$44,242.00

Employer Name/Worksite Address	Graph	Count	Mean Wage	Median Wage	Lowest Wage	Highest Wage
THE OHIO STATE UNIVERSITY, 151 WEST WOODRUFF AVE, COLUMBUS, OH (https://www.google.com/maps/place/151%20WEST%20WOODRUFF%20AVE,COLUMBUS,OH)	Graph	1	\$65,270.40	\$65,270.40	\$65,270.40	\$65,270.40
Totals	Graph	3	\$69,504.13	\$65,270.40	\$44,242.00	\$99,000.00

Latitude: 40.003939 Longitude: -83.025848

Employer Name/Worksite Address	Graph	Count	Mean Wage	Median Wage	Lowest Wage	Highest Wage
THE OHIO STATE UNIVERSITY, 1900 COFFEY ROAD, COLUMBUS, OH (https://www.google.com/maps/place/1900%20COFFEY%20ROAD,COLUMBUS,OH)	Graph	1	\$45,011.20	\$45,011.20	\$45,011.20	\$45,011.20
Totals	Graph	1	\$45,011.20	\$45,011.20	\$45,011.20	\$45,011.20

Latitude: 40.003979 Longitude: -83.015195

Employer Name/Worksite Address	Graph	Count	Mean Wage	Median Wage	Lowest Wage	Highest Wage
THE OHIO STATE UNIVERSITY, 191 W. WOODRUFF, COLUMBUS, OH (https://www.google.com/maps/place/191%20W.%20WOODRUFF,COLUMBUS,OH)	Graph	1	\$54,000.00	\$54,000.00	\$54,000.00	\$54,000.00
THE OHIO STATE UNIVERSITY, 191 WEST WOODRUFF AVE, COLUMBUS, OH (https://www.google.com/maps/place/191%20WEST%20WOODRUFF%20AVE,COLUMBUS,OH)	Graph	1	\$65,004.00	\$65,004.00	\$65,004.00	\$65,004.00
THE OHIO STATE UNIVERSITY, 191 W WOODRUFF AVE, COLUMBUS, OH (https://www.google.com/maps/place/191%20W.%20WOODRUFF%20AVE,COLUMBUS,OH)	Graph	3	\$67,833.67	\$60,237.00	\$56,112.00	\$87,152.00
THE OHIO STATE UNIVERSITY, 191 W. WOODRUFF AVE, COLUMBUS, OH (https://www.google.com/maps/place/191%20W.%20WOODRUFF%20AVE,COLUMBUS,OH)	Graph	3	\$75,106.68	\$87,152.04	\$47,496.00	\$90,672.00
Totals	Graph	8	\$68,478.13	\$60,237.00	\$47,496.00	\$90,672.00

Latitude: 40.003985 Longitude: -83.015858

Employer Name/Worksite Address	Graph	Count	Mean Wage	Median Wage	Lowest Wage	Highest Wage
THE OHIO STATE UNIVERSITY, 2070 NEIL AVE, COLUMBUS, OH (https://www.google.com/maps/place/2070%20NEIL%20AVE,COLUMBUS,OH)	Graph	1	\$70,400.00	\$70,400.00	\$70,400.00	\$70,400.00
Totals	Graph	1	\$70,400.00	\$70,400.00	\$70,400.00	\$70,400.00

Latitude: 40.004032 Longitude: -83.017015

Employer Name/Worksite Address	Graph	Count	Mean Wage	Median Wage	Lowest Wage	Highest Wage
THE OHIO STATE UNIVERSITY, 275 WEST WOODRUFF AVENUE, COLUMBUS, OH (https://www.google.com/maps/place/275%20WEST%20WOODRUFF%20AVENUE,COLUMBUS,OH)	Graph	1	\$59,987.20	\$59,987.20	\$59,987.20	\$59,987.20
Totals	Graph	1	\$59,987.20	\$59,987.20	\$59,987.20	\$59,987.20

Latitude: 40.004059 Longitude: -83.014033

Employer Name/Worksite Address	Graph	Count	Mean Wage	Median Wage	Lowest Wage	Highest Wage
THE OHIO STATE UNIVERSITY, 151 WOODRUFF AVENUE, COLUMBUS, OH (https://www.google.com/maps/place/151%20WOODRUFF%20AVENUE,COLUMBUS,OH)	Graph	1	\$44,242.00	\$44,242.00	\$44,242.00	\$44,242.00
Totals	Graph	1	\$44,242.00	\$44,242.00	\$44,242.00	\$44,242.00

Latitude: 40.004204 Longitude: -83.040529

Employer Name/Worksite Address	Graph	Count	Mean Wage	Median Wage	Lowest Wage	Highest Wage
EKSOURCE TECHNOLOGIES, INC., 1050 CARMACK ROAD, COLUMBUS, OH (https://www.google.com/maps/place/1050%20CARMACK%20ROAD,COLUMBUS,OH)	Graph	1	\$97,000.00	\$97,000.00	\$97,000.00	\$97,000.00
LOGIC PLANET, INC., 1050 CARMACK RD., COLUMBUS, OH (https://www.google.com/maps/place/1050%20CARMACK%20RD.,COLUMBUS,OH)	Graph	1	\$86,600.00	\$86,600.00	\$86,600.00	\$86,600.00
THE OHIO STATE UNIVERSITY, 1060 CARMACK RD, COLUMBUS, OH (https://www.google.com/maps/place/1060%20CARMACK%20RD,COLUMBUS,OH)	Graph	1	\$52,062.00	\$52,062.00	\$52,062.00	\$52,062.00
DEEBECON INC, 1050 CARMACK RD, COLUMBUS, OH (https://www.google.com/maps/place/1050%20CARMACK%20RD,COLUMBUS,OH)	Graph	6	\$81,886.67	\$83,200.00	\$66,480.00	\$92,040.00
Totals	Graph	9	\$80,775.78	\$83,200.00	\$52,062.00	\$97,000.00

Latitude: 40.004279 Longitude: -83.023591

Employer Name/Worksite Address	Graph	Count	Mean Wage	Median Wage	Lowest Wage	Highest Wage
THE OHIO STATE UNIVERSITY, 590 WOODY HAYES DR, COLUMBUS, OH (https://www.google.com/maps/place/590%20WOODY%20HAYES%20DR,COLUMBUS,OH)	Graph	1	\$48,000.00	\$48,000.00	\$48,000.00	\$48,000.00
THE OHIO STATE UNIVERSITY, 590 WOODY HAYES DRIVE, COLUMBUS, OH (https://www.google.com/maps/place/590%20WOODY%20HAYES%20DRIVE,COLUMBUS,OH)	Graph	1	\$36,275.20	\$36,275.20	\$36,275.20	\$36,275.20
Totals	Graph	2	\$42,137.60	\$36,275.20	\$36,275.20	\$48,000.00

Latitude: 40.004414 Longitude: -83.040591

Employer Name/Worksite Address	Graph	Count	Mean Wage	Median Wage	Lowest Wage	Highest Wage
THE OHIO STATE UNIVERSITY, 1080 CARMACK RD., COLUMBUS, OH (https://www.google.com/maps/place/1080%20CARMACK%20RD.,COLUMBUS,OH)	Graph	1	\$93,000.00	\$93,000.00	\$93,000.00	\$93,000.00
Totals	Graph	1	\$93,000.00	\$93,000.00	\$93,000.00	\$93,000.00

Latitude: 40.004631 Longitude: -83.040646

Employer Name/Worksite Address	Graph	Count	Mean Wage	Median Wage	Lowest Wage	Highest Wage
THE OHIO STATE UNIVERSITY, 1090 CARMACK ROAD, COLUMBUS, OH (https://www.google.com/maps/place/1090%20CARMACK%20ROAD,COLUMBUS,OH)	Graph	1	\$49,462.40	\$49,462.40	\$49,462.40	\$49,462.40
Totals	Graph	1	\$49,462.40	\$49,462.40	\$49,462.40	\$49,462.40











Latitude: 40.004893 Longitude: -83.01846

Employer Name/Worksite Address	Graph	Count	Mean Wage	Median Wage	Lowest Wage	Highest Wage
THE OHIO STATE UNIVERSITY, 281 WEST LANE AVENUE, COLUMBUS, OH (https://www.google.com/maps/place/281%20WEST%20LANE%20AVENUE,COLUMBUS,OH)	Graph	1	\$70,556.28	\$70,556.28	\$70,556.28	\$70,556.28
Totals	Graph	1	\$70,556.28	\$70,556.28	\$70,556.28	\$70,556.28




Latitude: 40.005157 Longitude: -83.016253

Employer Name/Worksite Address	Graph	Count	Mean Wage	Median Wage	Lowest Wage	Highest Wage
THE OHIO STATE UNIVERSITY, 2100 NEIL AVENUE, COLUMBUS, OH (https://www.google.com/maps/place/2100%20NEIL%20AVENUE,COLUMBUS,OH)	Graph	1	\$215,000.00	\$215,000.00	\$215,000.00	\$215,000.00
Totals	Graph	1	\$215,000.00	\$215,000.00	\$215,000.00	\$215,000.00



Latitude: 40.00522 Longitude: -83.022753

Employer Name/Worksite Address	Graph	Count	Mean Wage	Median Wage	Lowest Wage
CONSULTADD INC, BLANKENSHIP HALL, BUILDING 360, COLUMBUS, OH (https://www.google.com/maps/place/BLANKENSHIP%20HALL,%20BUILDING%20360,COLUMBUS,OH)		1	\$70,720.00	\$70,720.00	\$70,720
ERNST & YOUNG U.S. LLP, 200 MEILING HALL, 370 WEST 9TH AVENUE, COLUMBUS, OH (https://www.google.com/maps/place/200%20MEILING%20HALL,%20370%20WEST%209TH%20AVENUE,COLUMBUS,OH)		1	\$140,000.00	\$140,000.00	\$140,000
THE OHIO STATE UNIVERSITY, 1224 KINNEAR RD., COLUMBUS, OH (https://www.google.com/maps/place/1224%20KINNEAR%20RD.,COLUMBUS,OH)		1	\$120,372.00	\$120,372.00	\$120,372
THE OHIO STATE UNIVERSITY, 1314 KINNEAR ROAD, COLUMBUS, OH (https://www.google.com/maps/place/1314%20KINNEAR%20ROAD,COLUMBUS,OH)		1	\$67,676.04	\$67,676.04	\$67,676
THE OHIO STATE UNIVERSITY, 1441 PHALE D HALE DR, COLUMBUS, OH (https://www.google.com/maps/place/1441%20PHALE%20D%20HALE%20DR,COLUMBUS,OH)		1	\$102,502.40	\$102,502.40	\$102,502
THE OHIO STATE UNIVERSITY, 410, 452, 300, 460 WEST 10TH AVENUE, COLUMBUS, OH (https://www.google.com/maps/place/410,%20452,%20300,%20460%20WEST%2010TH%20AVENUE,COLUMBUS,OH)		1	\$173,990.00	\$173,990.00	\$173,990
USM BUSINESS SYSTEMS, INC, 1050 CARMACK ROAD, COLUMBUS, OH (https://www.google.com/maps/place/1050%20CARMACK%20ROAD,COLUMBUS,OH)		1	\$83,500.00	\$83,500.00	\$83,500
WINSAI LLC, OHIO STATE UNIVERSITY, BLANKENSHIP HALL, COLUMBUS, OH (https://www.google.com/maps/place/OHIO%20STATE%20UNIVERSITY,%20BLANKENSHIP%20HALL,COLUMBUS,OH)		1	\$65,000.00	\$65,000.00	\$65,000
TEKNITI, LLC, OHIO STATE UNIVERSITY, COLUMBUS, OH (https://www.google.com/maps/place/OHIO%20STATE%20UNIVERSITY,COLUMBUS,OH)		3	\$74,204.67	\$72,210.00	\$63,814
Totals		11	\$95,124.95	\$83,500.00	\$63,814



Latitude: 40.005356 Longitude: -83.02795

Employer Name/Worksite Address	Graph	Count	Mean Wage	Median Wage	Lowest Wage	Highest Wage
THE OHIO STATE UNIVERSITY, 2029 FYFFE CT, COLUMBUS, OH (https://www.google.com/maps/place/2029%20FYFFE%20CT,COLUMBUS,OH)		1	\$80,004.00	\$80,004.00	\$80,004.00	\$80,004.00
THE OHIO STATE UNIVERSITY, 2029 FYFFE CT., COLUMBUS, OH (https://www.google.com/maps/place/2029%20FYFFE%20CT.,COLUMBUS,OH)		1	\$80,004.00	\$80,004.00	\$80,004.00	\$80,004.00
Totals		2	\$80,004.00	\$80,004.00	\$80,004.00	\$80,004.00



Latitude: 40.005781 Longitude: -83.044803

Employer Name/Worksite Address	Graph	Count	Mean Wage	Median Wage	Lowest Wage	Highest Wage
GATEWAY SOLUTIONS, INC., 1320 E ARTHUR E ADAMS DR., COLUMBUS, OH (https://www.google.com/maps/place/1320%20E%20ARTHUR%20E%20ADAMS%20DR.,COLUMBUS,OH)		1	\$90,000.00	\$90,000.00	\$90,000.00	\$90,000.00
Totals		1	\$90,000.00	\$90,000.00	\$90,000.00	\$90,000.00

Latitude: 40.00595 Longitude: -83.02776

Employer Name/Worksite Address	Graph	Count	Mean Wage	Median Wage	Lowest Wage	Highest Wage
THE OHIO STATE UNIVERSITY, 2120 FYFFE ROAD, COLUMBUS, OH (https://www.google.com/maps/place/2120%20FYFFE%20ROAD,COLUMBUS,OH)		1	\$50,004.00	\$50,004.00	\$50,004.00	\$50,004.00
Totals		1	\$50,004.00	\$50,004.00	\$50,004.00	\$50,004.00

Latitude: 40.006328 Longitude: -83.044044

Employer Name/Worksite Address	Graph	Count	Mean Wage	Median Wage	Lowest Wage	Highest Wage
THE OHIO STATE UNIVERSITY, 1248 ARTHUR E ADAMS DR, COLUMBUS, OH (https://www.google.com/maps/place/1248%20ARTHUR%20E%20ADAMS%20DR,COLUMBUS,OH)		1	\$90,000.00	\$90,000.00	\$90,000.00	\$90,000.00
Totals		1	\$90,000.00	\$90,000.00	\$90,000.00	\$90,000.00

Latitude: 40.006511 Longitude: -82.9212

Employer Name/Worksite Address	Graph	Count	Mean Wage	Median Wage
ACCENTURE LLP, 50 WEST TOWN STREET, COLUMBUS, OH (https://www.google.com/maps/place/50%20WEST%20TOWN%20STREET,COLUMBUS,OH)	Graph	1	\$69,826.00	\$69,826.00
ADS ALLIANCE DATA SYSTEMS, INC., 3095 LOYALTY CIRCLE, COLUMBUS, OH (https://www.google.com/maps/place/3095%20LOYALTY%20CIRCLE,COLUMBUS,OH)	Graph	1	\$87,000.00	\$87,000.00
DSYS, INC, FIS GLOBAL, COLUMBUS, OH (https://www.google.com/maps/place/FIS%20GLOBAL,COLUMBUS,OH)	Graph	1	\$73,500.00	\$73,500.00
EKSOURCE TECHNOLOGIES, INC., 3344 MORSE CROSSING ROAD, COLUMBUS, OH (https://www.google.com/maps/place/3344%20MORSE%20CROSSING%20ROAD,COLUMBUS,OH)	Graph	1	\$83,304.00	\$83,304.00
INFORMATION CONTROL COMPANY LLC, 2500 CORPORATE EXCHANGE DRIVE, COLUMBUS, OH (https://www.google.com/maps/place/2500%20CORPORATE%20EXCHANGE%20DRIVE,COLUMBUS,OH)	Graph	1	\$95,000.00	\$95,000.00
JNIT TECHNOLOGIES, 7 EASTERN OVAL, COLOMBUS, OH (https://www.google.com/maps/place/7%20EASTERN%20OVAL,COLOMBUS,OH)	Graph	1	\$85,000.00	\$85,000.00
JPMORGAN CHASE & CO., 3401 MORSE CROSSING ROAD, COLUMBUS, OH (https://www.google.com/maps/place/3401%20MORSE%20CROSSING%20ROAD,COLUMBUS,OH)	Graph	1	\$101,000.00	\$101,000.00
JPMORGAN CHASE & CO., 3401 MORSE CROSSING, COLUMBUS, OH (https://www.google.com/maps/place/3401%20MORSE%20CROSSING,COLUMBUS,OH)	Graph	1	\$105,000.00	\$105,000.00
OPEN SYSTEMS TECHNOLOGIES INC, 373 S HIGH STREET, COLUMBUS, OH (https://www.google.com/maps/place/373%20S%20HIGH%20STREET,COLUMBUS,OH)	Graph	1	\$149,760.00	\$149,760.00
OPEN SYSTEMS TECHNOLOGIES INC, FIDELITY NATIONAL INFORMATION SERVICES INC., COLUMBUS, OH (https://www.google.com/maps/place/FIDELITY%20NATIONAL%20INFORMATION%20SERVICES%20INC.,COLUMBUS,OH)	Graph	1	\$157,664.00	\$157,664.00
SILVERXIS, INC, 7 EASTON OVAL, EA4C57, COLUMBUS, OH (https://www.google.com/maps/place/7%20EASTON%20OVAL,%20EA4C57,COLUMBUS,OH)	Graph	1	\$65,000.00	\$65,000.00
SIRITEK INC, 3401 MORSE CROSSINGS, COLUMBUS, OH (https://www.google.com/maps/place/3401%20MORSE%20CROSSINGS,COLUMBUS,OH)	Graph	1	\$75,000.00	\$75,000.00
TECHLAND INC, 3401MORSE CROSSING, COLUMBUS, OH (https://www.google.com/maps/place/3401MORSE%20CROSSING,COLUMBUS,OH)	Graph	1	\$92,000.00	\$92,000.00
TEKSYSTEMS, INC., 3401 MORSE CROSSING BLVD., COLUMBUS, OH (https://www.google.com/maps/place/3401%20MORSE%20CROSSING%20BLVD.,COLUMBUS,OH)	Graph	1	\$106,080.00	\$106,080.00
TELLIGEN TECH INC., TELLIGEN TECH INC., COLUMBUS, OH (https://www.google.com/maps/place/TELLIGEN%20TECH%20INC.,COLUMBUS,OH)	Graph	1	\$95,000.00	\$95,000.00
WEBZION L.L.C, PROTEAM SOLUTIONS, INC., COLUMBUS, OH (https://www.google.com/maps/place/PROTEAM%20SOLUTIONS,%20INC.,COLUMBUS,OH)	Graph	1	\$63,000.00	\$63,000.00
JPMORGAN CHASE & CO., JPMORGAN CHASE & CO., 3401 MORSE CORSSING, COLUMBUS, OH (https://www.google.com/maps/place/JPMORGAN%20CHASE%20%26%20CO.,%203401%20MORSE%20CORSSING,COLUMBUS,OH)	Graph	2	\$111,200.00	\$111,200.00
UNICON INTERNATIONAL, INC., HUNTINGTON BANK, COLUMBUS, OH (https://www.google.com/maps/place/HUNTINGTON%20BANK,COLUMBUS,OH)	Graph	2	\$85,720.00	\$82,000.00
XFORMICS INC, DSW, COLUMBUS, OH (https://www.google.com/maps/place/DSW,COLUMBUS,OH)	Graph	2	\$112,500.00	\$105,000.00
UNICON INTERNATIONAL, INC., NETJETS, COLUMBUS, OH (https://www.google.com/maps/place/NETJETS,COLUMBUS,OH)	Graph	3	\$75,080.00	\$76,960.00
CAPGEMINI AMERICA INC, SAFE AUTO, COLUMBUS, OH (https://www.google.com/maps/place/SAFE%20AUTO,COLUMBUS,OH)	Graph	4	\$83,054.00	\$83,054.00
MPHASIS CORPORATION, HUNTINGTON BANK; 7 EASTON OVAL, COLUMBUS, OH (https://www.google.com/maps/place/HUNTINGTON%20BANK;%207%20EASTON%20OVAL,COLUMBUS,OH)	Graph	20	\$62,005.00	\$62,005.00
Totals	Graph	49	\$79,990.41	\$73,500.00

Latitude: 40.007628 Longitude: -82.901607

Employer Name/Employer Address	Graph	Count	Mean Wage	Median Wage	Lowest Wage	Highest Wage
NETJETS SERVICES, INC., 4111 BRIDGEWAY AVE, COLUMBUS, OH (https://www.google.com/maps/place/4111%20BRIDGEWAY%20AVE,COLUMBUS,OH)	Graph	1	\$84,767.00	\$84,767.00	\$84,767.00	\$84,767.00
NETJETS SERVICES, INC., 4111 BRIDGEWAY AVE., COLUMBUS, OH (https://www.google.com/maps/place/4111%20BRIDGEWAY%20AVE.,COLUMBUS,OH)	Graph	3	\$97,683.63	\$101,000.00	\$90,847.58	\$101,203.31
Totals	Graph	4	\$94,454.47	\$90,847.58	\$84,767.00	\$101,203.31

Employer Name/Worksite Address	Graph	Count	Mean Wage	Median Wage	Lowest Wage	Highest Wage
SOFTCORP INTERNATIONAL, INC., 4111 BRIDGEWAY AVE., COLUMBUS, OH (https://www.google.com/maps/place/4111%20BRIDGEWAY%20AVE.,COLUMBUS,OH)	Graph	2	\$74,556.00	\$72,000.00	\$72,000.00	\$77,112.00
SWIFT TECHNOLOGIES, INC., 4111 BRIDGE WAY AVENUE, COLUMBUS, OH (https://www.google.com/maps/place/4111%20BRIDGE%20WAY%20AVENUE,COLUMBUS,OH)	Graph	2	\$99,500.00	\$94,000.00	\$94,000.00	\$105,000.00
NETJETS SERVICES, INC., 4111 BRIDGEWAY AVE, COLUMBUS, OH (https://www.google.com/maps/place/4111%20BRIDGEWAY%20AVE,COLUMBUS,OH)	Graph	7	\$87,817.19	\$84,767.00	\$60,000.00	\$137,280.00
NETJETS SERVICES, INC., 4111 BRIDGEWAY AVENUE, COLUMBUS, OH (https://www.google.com/maps/place/4111%20BRIDGEWAY%20AVENUE,COLUMBUS,OH)	Graph	12	\$73,620.63	\$65,000.00	\$60,000.00	\$101,000.00
Totals	Graph	23	\$80,273.04	\$77,112.00	\$60,000.00	\$137,280.00

Latitude: 40.008201 Longitude: -82.898371

Employer Name/Worksite Address	Graph	Count	Mean Wage	Median Wage	Lowest Wage	Highest Wage
VEN SOFT LLC, 4151 BRIDGEWAY AVENUE, COLUMBUS, OH (https://www.google.com/maps/place/4151%20BRIDGEWAY%20AVENUE,COLUMBUS,OH)	Graph	6	\$79,400.00	\$76,960.00	\$66,600.00	\$95,680.00
Totals	Graph	6	\$79,400.00	\$76,960.00	\$66,600.00	\$95,680.00

Latitude: 40.012801 Longitude: -83.022139

Employer Name/Employer Address	Graph	Count	Mean Wage	Median Wage	Lowest Wage	Highest Wage
CAS, A DIVISION OF THE AMERICAN CHEMICAL SOCIETY, 2540 OLENTANGY RIVER RD., COLUMBUS, OH (https://www.google.com/maps/place/2540%20OLENTANGY%20RIVER%20RD.,COLUMBUS,OH)	Graph	1	\$100,000.00	\$100,000.00	\$100,000.00	\$100,000.00
Totals	Graph	1	\$100,000.00	\$100,000.00	\$100,000.00	\$100,000.00

Employer Name/Worksite Address	Graph	Count	Mean Wage	Median Wage	Lowest Wage	Highest Wage
8K MILES SOFTWARE SERVICES INC, 2540 OLENTANGY RIVER ROAD, COLUMBUS, OH (https://www.google.com/maps/place/2540%20OLENTANGY%20%20RIVER%20ROAD,COLUMBUS,OH)	Graph	1	\$74,547.00	\$74,547.00	\$74,547.00	\$74,547.00
CAS, A DIVISION OF THE AMERICAN CHEMICAL SOCIETY, 2540 OLENTANGY RIVER RD., COLUMBUS, OH (https://www.google.com/maps/place/2540%20OLENTANGY%20RIVER%20RD.,COLUMBUS,OH)	Graph	2	\$89,000.00	\$78,000.00	\$78,000.00	\$100,000.00
POPULUS GROUP LLC, 2540 OLENTANGY RIVER ROAD, COLUMBUS, OH (https://www.google.com/maps/place/2540%20OLENTANGY%20RIVER%20ROAD,COLUMBUS,OH)	Graph	7	\$87,113.00	\$89,440.00	\$63,814.00	\$125,278.00
Totals	Graph	10	\$86,233.80	\$78,000.00	\$63,814.00	\$125,278.00

Latitude: 40.015325 Longitude: -82.925017

Employer Name/Worksite Address	Graph	Count	Mean Wage	Median Wage	Lowest Wage	Highest Wage
DIGITEK SOFTWARE INC., 1970 WEST BROAD STREET, COLUMBUS, OH (https://www.google.com/maps/place/1970%20WEST%20BROAD%20STREET,COLUMBUS,OH)	Graph	1	\$100,000.00	\$100,000.00	\$100,000.00	\$100,000.00
Totals	Graph	1	\$100,000.00	\$100,000.00	\$100,000.00	\$100,000.00

Latitude: 40.015846 Longitude: -82.800105

Employer Name/Worksite Address	Graph	Count	Mean Wage	Median Wage	Lowest Wage	Highest Wage
EVEREST CONSULTING GROUP, INC.,, MCGRAW-HILL EDUCATION, BLACKLICK, OH (https://www.google.com/maps/place/MCGRAW-HILL%20EDUCATION,BLACKLICK,OH)	Graph	1	\$62,000.00	\$62,000.00	\$62,000.00	\$62,000.00
MCGRAW-HILL GLOBAL EDUCATION, LLC, 2 PENN PLAZA, NEW YORK, NY (https://www.google.com/maps/place/2%20PENN%20PLAZA,NEW%20YORK,NY)	Graph	1	\$95,000.00	\$95,000.00	\$95,000.00	\$95,000.00
Totals	Graph	2	\$78,500.00	\$62,000.00	\$62,000.00	\$95,000.00

Latitude: 40.01643 Longitude: -82.866677

Employer Name/Worksite Address	Graph	Count	Mean Wage	Median Wage	Lowest Wage	Highest Wage
GAHANNA-JEFFERSON PUBLIC SCHOOLS, 140 S. HAMILTON ROAD, GAHANNA, OH (https://www.google.com/maps/place/140%20S.%20HAMILTON%20ROAD,GAHANNA,OH)	Graph	1	\$45,760.00	\$45,760.00	\$45,760.00	\$45,760.00
Totals	Graph	1	\$45,760.00	\$45,760.00	\$45,760.00	\$45,760.00

Latitude: 40.016622 Longitude: -83.022725

Employer Name/Worksite Address	Graph	Count	Mean Wage	Median Wage	Lowest Wage	Highest Wage
THE OHIO STATE UNIVERSITY, 660 ACKERMAN RD, COLUMBUS, OH (https://www.google.com/maps/place/660%20ACKERMAN%20RD,COLUMBUS,OH)	Graph	1	\$54,246.72	\$54,246.72	\$54,246.72	\$54,246.72
Totals	Graph	1	\$54,246.72	\$54,246.72	\$54,246.72	\$54,246.72

Latitude: 40.017081 Longitude: -82.920485

Employer Name/Employer Address	Graph	Count	Mean Wage	Median Wage	Lowest Wage	Highest Wage
COALESCENCE, LLC, 3455 MILLENNIUM COURT, COLUMBUS, OH (https://www.google.com/maps/place/3455%20MILLENNIUM%20COURT,COLUMBUS,OH)	Graph	2	\$70,000.00	\$70,000.00	\$70,000.00	\$70,000.00
Totals	Graph	2	\$70,000.00	\$70,000.00	\$70,000.00	\$70,000.00

Employer Name/Worksite Address	Graph	Count	Mean Wage	Median Wage	Lowest Wage	Highest Wage
COALESCENCE, LLC, 3455 MILLENNIUM COURT, COLUMBUS, OH (https://www.google.com/maps/place/3455%20MILLENNIUM%20COURT,COLUMBUS,OH)	Graph	2	\$70,000.00	\$70,000.00	\$70,000.00	\$70,000.00
Totals	Graph	2	\$70,000.00	\$70,000.00	\$70,000.00	\$70,000.00

Latitude: 40.017662 Longitude: -82.908142

Employer Name/Worksite Address	Graph	Count	Mean Wage	Median Wage	Lowest Wage	Highest Wage
ADS ALLIANCE DATA SYSTEMS, INC., 3095 LOYALTY CIRCLE, COLUMBUS, OH (https://www.google.com/maps/place/3095%20LOYALTY%20CIRCLE,COLUMBUS,OH)	Graph	27	\$89,934.56	\$90,584.00	\$70,000.00	\$120,000.00
Totals	Graph	27	\$89,934.56	\$90,584.00	\$70,000.00	\$120,000.00

Latitude: 40.018425 Longitude: -83.030119

Employer Name/Worksite Address	Graph	Count	Mean Wage	Median Wage	Lowest Wage	Highest Wage
CLUSTER SOFTWARE, INC., 640 ACKERMAN ROAD, COLUMBUS, OH (https://www.google.com/maps/place/640%20ACKERMAN%20ROAD,COLUMBUS,OH)	Graph	1	\$85,000.00	\$85,000.00	\$85,000.00	\$85,000.00
Totals	Graph	1	\$85,000.00	\$85,000.00	\$85,000.00	\$85,000.00

Latitude: 40.025088 Longitude: -82.913838

Employer Name/Worksite Address	Graph	Count	Mean Wage	Median Wage	Lowest Wage	Highest Wage
VENTECH SOLUTIONS, INC., 2556 VILLA SAVOIRE, COLUMBUS, OH (https://www.google.com/maps/place/2556%20VILLA%20SAVOIRE,COLUMBUS,OH)	Graph	1	\$105,000.00	\$105,000.00	\$105,000.00	\$105,000.00
Totals	Graph	1	\$105,000.00	\$105,000.00	\$105,000.00	\$105,000.00

Latitude: 40.032293 Longitude: -82.983081

Employer Name/Employer Address	Graph	Count	Mean Wage	Median Wage	Lowest Wage	Highest Wage
OAKLAND NURSERY, 1156 OAKLAND PARK AVENUE, COLUMBUS, OH (https://www.google.com/maps/place/1156%20OAKLAND%20PARK%20AVENUE,COLUMBUS,OH)	Graph	1	\$50,086.40	\$50,086.40	\$50,086.40	\$50,086.40
Totals	Graph	1	\$50,086.40	\$50,086.40	\$50,086.40	\$50,086.40

Employer Name/Worksite Address	Graph	Count	Mean Wage	Median Wage	Lowest Wage	Highest Wage
OAKLAND NURSERY, 1156 OAKLAND PARK AVENUE, COLUMBUS, OH (https://www.google.com/maps/place/1156%20OAKLAND%20PARK%20AVENUE,COLUMBUS,OH)	Graph	1	\$50,086.40	\$50,086.40	\$50,086.40	\$50,086.40
Totals	Graph	1	\$50,086.40	\$50,086.40	\$50,086.40	\$50,086.40

Latitude: 40.035618 Longitude: -82.869847

Employer Name/Worksite Address	Graph	Count	Mean Wage	Median Wage	Lowest Wage	Highest Wage
CITY GURUS INC, BUILDING THREE, COLUMBUS, OH (https://www.google.com/maps/place/BUILDING%20THREE,COLUMBUS,OH)	Graph	1	\$70,000.00	\$70,000.00	\$70,000.00	\$70,000.00
I3INFOTEK, INC., THREE LIMITED PARKWAY 43230, COLUMBUS, OH (https://www.google.com/maps/place/THREE%20LIMITED%20PARKWAY%2043230,COLUMBUS,OH)	Graph	1	\$78,000.00	\$78,000.00	\$78,000.00	\$78,000.00
ISR INFO WAY, INC., L BRANDS INC, COLUMBUS, OH (https://www.google.com/maps/place/L%20BRANDS%20INC,COLUMBUS,OH)	Graph	1	\$102,253.00	\$102,253.00	\$102,253.00	\$102,253.00
UNICORN TECHNOLOGIES, LLC, LIMITED BRANDS, COLUMBUS, OH (https://www.google.com/maps/place/LIMITED%20BRANDS,COLUMBUS,OH)	Graph	1	\$75,442.00	\$75,442.00	\$75,442.00	\$75,442.00
ZAPS TECHNOCRATS, INC., L BRANDS, COLUMBUS, OH (https://www.google.com/maps/place/L%20BRANDS,COLUMBUS,OH)	Graph	1	\$60,000.00	\$60,000.00	\$60,000.00	\$60,000.00
EBUSINESS SOLUTIONS, INC, LIMITED BRANDS, COLUMBUS, OH (https://www.google.com/maps/place/LIMITED%20BRANDS,COLUMBUS,OH)	Graph	2	\$68,500.00	\$65,000.00	\$65,000.00	\$72,000.00
KINETRA LLC, 5400 FRANTZ RD. SUITE 350, DUBLIN, OH (https://www.google.com/maps/place/5400%20FRANTZ%20RD.%20SUITE%20350,DUBLIN,OH)	Graph	8	\$70,000.00	\$70,000.00	\$70,000.00	\$70,000.00
Totals	Graph	15	\$72,179.67	\$70,000.00	\$60,000.00	\$102,253.00

Latitude: 40.037058 Longitude: -82.910414

Employer Name/Worksite Address	Graph	Count	Mean Wage	Median Wage	Lowest Wage	Highest Wage
ADS ALLIANCE DATA SYSTEMS, INC., 3100 EASTON SQ PLACE, COLUMBUS, OH (https://www.google.com/maps/place/3100%20EASTON%20SQ%20PLACE,COLUMBUS,OH)	Graph	1	\$80,000.00	\$80,000.00	\$80,000.00	\$80,000.00
S&R PROFESSIONALS,L.P., 3100 EASTON SQUARE PI, COLUMBUS, OH (https://www.google.com/maps/place/3100%20EASTON%20SQUARE%20PI,COLUMBUS,OH)	Graph	1	\$60,000.00	\$60,000.00	\$60,000.00	\$60,000.00
KPMG LLP, 3100 EASTON SQUARE PL., COLUMBUS, OH (https://www.google.com/maps/place/3100%20EASTON%20SQUARE%20PL.,COLUMBUS,OH)	Graph	2	\$113,605.00	\$77,210.00	\$77,210.00	\$150,000.00
FUJITSU AMERICA, INC., 3100 EASTON SQUARE PLAZA, COLUMBUS, OH (https://www.google.com/maps/place/3100%20EASTON%20SQUARE%20PLAZA,COLUMBUS,OH)	Graph	18	\$76,734.00	\$76,734.00	\$76,734.00	\$76,734.00
TEKWISSEN LLC, 3100 EASTON SQUARE PL, COLUMBUS, OH (https://www.google.com/maps/place/3100%20EASTON%20SQUARE%20PL,COLUMBUS,OH)	Graph	22	\$80,205.86	\$78,100.00	\$60,000.00	\$114,400.00
ADS ALLIANCE DATA SYSTEMS, INC., 3100 EASTON SQUARE PLACE, COLUMBUS, OH (https://www.google.com/maps/place/3100%20EASTON%20SQUARE%20PLACE,COLUMBUS,OH)	Graph	52	\$72,737.34	\$64,000.00	\$60,000.00	\$110,000.00
Totals	Graph	96	\$75,992.63	\$76,734.00	\$60,000.00	\$150,000.00

Latitude: 40.041635 Longitude: -82.909385

Employer Name/Worksite Address	Graph	Count	Mean Wage	Median Wage	Lowest Wage	Highest Wage
--------------------------------	-------	-------	-----------	-------------	-------------	--------------

Employer Name/Worksite Address	Graph	Count	Mean Wage	Median Wage	Lowest Wage	Highest Wage
ABBOTT LABORATORIES, 3300 STELZER RD., COLUMBUS, OH (https://www.google.com/maps/place/3300%20STELZER%20RD.,COLUMBUS,OH)	Graph	1	\$59,463.00	\$59,463.00	\$59,463.00	\$59,463.00
ABBOTT LABORATORIES, 3300 STELZER ROAD, COLUMBUS, OH (https://www.google.com/maps/place/3300%20STELZER%20ROAD,COLUMBUS,OH)	Graph	1	\$99,000.00	\$99,000.00	\$99,000.00	\$99,000.00
Totals	Graph	2	\$79,231.50	\$59,463.00	\$59,463.00	\$99,000.00

Latitude: 40.041663 Longitude: -82.909515

Employer Name/Worksite Address	Graph	Count	Mean Wage	Median Wage	Lowest Wage	Highest Wage
CITIGROUP TECHNOLOGY, INC., 3435 STELZER ROAD, COLUMBUS, OH (https://www.google.com/maps/place/3435%20STELZER%20ROAD,COLUMBUS,OH)	Graph	1	\$105,000.00	\$105,000.00	\$105,000.00	\$105,000.00
MITCHELL/MARTIN, INC., CITIGROUP, COLUMBUS, OH (https://www.google.com/maps/place/CITIGROUP,COLUMBUS,OH)	Graph	1	\$103,979.00	\$103,979.00	\$103,979.00	\$103,979.00
Totals	Graph	2	\$104,489.50	\$103,979.00	\$103,979.00	\$105,000.00

Latitude: 40.04242 Longitude: -82.912739

Employer Name/Employer Address	Graph	Count	Mean Wage	Median Wage	Lowest Wage	Highest Wage
LANE BRYANT, INC., 3344 MORSE CROSSING, COLUMBUS, OH (https://www.google.com/maps/place/3344%20MORSE%20CROSSING,COLUMBUS,OH)	Graph	1	\$103,979.00	\$103,979.00	\$103,979.00	\$103,979.00
Totals	Graph	1	\$103,979.00	\$103,979.00	\$103,979.00	\$103,979.00

Employer Name/Worksite Address	Graph	Count	Mean Wage	Median Wage	Lowest Wage	Highest Wage
ASCENA RETAIL GROUP, 3344 MORSE CROSSING, COLUMBUS, OH (https://www.google.com/maps/place/3344%20MORSE%20CROSSING,COLUMBUS,OH)	Graph	3	\$91,125.33	\$103,979.00	\$65,418.00	\$103,979.00
Totals	Graph	3	\$91,125.33	\$103,979.00	\$65,418.00	\$103,979.00

Latitude: 40.042776 Longitude: -82.916198

Employer Name/Worksite Address	Graph	Count	Mean Wage	Median Wage	Lowest Wage	Highest Wage
APTACORE INC., 3401 MORSE CROSSING, FLOOR 1, COLUMBUS, OH (https://www.google.com/maps/place/3401%20MORSE%20CROSSING,%20FLOOR%201,COLUMBUS,OH)	Graph	1	\$63,900.00	\$63,900.00	\$63,900.00	\$63,900.00
JPMORGAN CHASE & CO., 3401 MORSE ROAD, COLUMBUS, OH (https://www.google.com/maps/place/3401%20MORSE%20ROAD,COLUMBUS,OH)	Graph	1	\$85,000.00	\$85,000.00	\$85,000.00	\$85,000.00
NEXTGEN SOLUTIONS INC, 3401 MORSE CROSSING,, COLUMBUS, OH (https://www.google.com/maps/place/3401%20MORSE%20CROSSING,,COLUMBUS,OH)	Graph	1	\$63,814.00	\$63,814.00	\$63,814.00	\$63,814.00
JPMORGAN CHASE & CO., 3401 MORSE CROSSING, COLUMBUS, OH (https://www.google.com/maps/place/3401%20MORSE%20CROSSING,COLUMBUS,OH)	Graph	34	\$83,933.23	\$83,054.00	\$60,000.00	\$126,000.00
Totals	Graph	37	\$82,876.86	\$83,054.00	\$60,000.00	\$126,000.00

Latitude: 40.043577 Longitude: -82.906035

Employer Name/Worksite Address	Graph	Count	Mean Wage	Median Wage	Lowest Wage	Highest Wage
WIPRO LIMITED, 7, EASTON OVAL, COLUMBUS, OH (https://www.google.com/maps/place/7,%20EASTON%20OVAL,COLUMBUS,OH)	Graph	1	\$69,493.00	\$69,493.00	\$69,493.00	\$69,493.00
Totals	Graph	1	\$69,493.00	\$69,493.00	\$69,493.00	\$69,493.00

Latitude: 40.044835 Longitude: -82.908743

Employer Name/Employer Address	Graph	Count	Mean Wage	Median Wage	Lowest Wage	Highest Wage
SAFE AUTO INSURANCE COMPANY, 4 EASTON OVAL, COLUMBUS, OH (https://www.google.com/maps/place/4%20EASTON%20OVAL,COLUMBUS,OH)	Graph	10	\$65,981.15	\$60,900.00	\$48,131.00	\$103,979.00
Totals	Graph	10	\$65,981.15	\$60,900.00	\$48,131.00	\$103,979.00

Employer Name/Worksite Address	Graph	Count	Mean Wage	Median Wage	Lowest Wage	Highest Wage
FAST SWITCH LTD, 2 EASTON OVAL, COLUMBUS, OH (https://www.google.com/maps/place/2%20EASTON%20OVAL,COLUMBUS,OH)	Graph	4	\$86,760.00	\$79,040.00	\$60,000.00	\$104,000.00
SAFE AUTO INSURANCE COMPANY, 4 EASTON OVAL, COLUMBUS, OH (https://www.google.com/maps/place/4%20EASTON%20OVAL,COLUMBUS,OH)	Graph	29	\$72,761.19	\$65,000.00	\$48,131.00	\$120,360.00
Totals	Graph	33	\$74,458.02	\$65,000.00	\$48,131.00	\$120,360.00

Latitude: 40.044967 Longitude: -82.908736

Employer Name/Worksite Address	Graph	Count	Mean Wage	Median Wage	Lowest Wage	Highest Wage
MICROINFO IT,INC, 7 EASTON OVEL, COLUMBUS, OH (https://www.google.com/maps/place/7%20EASTON%20OVEL,COLUMBUS,OH)	Graph	1	\$61,000.00	\$61,000.00	\$61,000.00	\$61,000.00
TATA CONSULTANCY SERVICES LIMITED, 07 EASTON OVAL, COLUMBUS, OH (https://www.google.com/maps/place/07%20EASTON%20OVAL,COLUMBUS,OH)	Graph	1	\$73,466.00	\$73,466.00	\$73,466.00	\$73,466.00
TATA CONSULTANCY SERVICES LIMITED, SEVEN EASTON OVAL, COLUMBUS, OH (https://www.google.com/maps/place/SEVEN%20EASTON%20OVAL,COLUMBUS,OH)	Graph	1	\$61,922.00	\$61,922.00	\$61,922.00	\$61,922.00
TECHLAND INC, ONE EASTON OVAL, COLUMBUS, OH (https://www.google.com/maps/place/ONE%20EASTON%20OVAL,COLUMBUS,OH)	Graph	1	\$95,000.00	\$95,000.00	\$95,000.00	\$95,000.00
TATA CONSULTANCY SERVICES LIMITED, 7 EASTON OVAL,, COLUMBUS, OH (https://www.google.com/maps/place/7%20EASTON%20OVAL,,COLUMBUS,OH)	Graph	4	\$61,311.00	\$60,700.00	\$60,700.00	\$61,922.00
TATA CONSULTANCY SERVICES LIMITED, 7 EASTON OVAL, COLUMBUS,, OH (https://www.google.com/maps/place/7%20EASTON%20OVAL,COLUMBUS,,OH)	Graph	6	\$61,922.00	\$61,922.00	\$61,922.00	\$61,922.00
IBLESOFT INC, 7 EASTON OVAL, COLUMBUS, OH (https://www.google.com/maps/place/7%20EASTON%20OVAL,COLUMBUS,OH)	Graph	181	\$72,507.35	\$62,000.00	\$56,638.00	\$125,278.00
Totals	Graph	195	\$71,958.95	\$61,922.00	\$56,638.00	\$125,278.00

Latitude: 40.04503 Longitude: -82.909974

Employer Name/Worksite Address	Graph	Count	Mean Wage	Median Wage	Lowest Wage	Highest Wage
MITCHELL/MARTIN, INC., CITIGROUP, COLUMBUS, OH (https://www.google.com/maps/place/CITIGROUP,COLUMBUS,OH)	Graph	2	\$97,281.50	\$90,584.00	\$90,584.00	\$103,979.00
LORHAN CORPORATION INC, 4400 EASTON CMNS, COLUMBUS, OH (https://www.google.com/maps/place/4400%20EASTON%20CMNS,COLUMBUS,OH)	Graph	3	\$65,498.33	\$60,700.00	\$60,000.00	\$75,795.00
TOPCON POSITIONING SYSTEMS, INC., 4400 EASTON COMMONS, COLUMBUS, OH (https://www.google.com/maps/place/4400%20EASTON%20COMMONS,COLUMBUS,OH)	Graph	9	\$101,696.67	\$105,000.00	\$72,650.00	\$115,500.00
FUJITSU AMERICA, INC., 4400 EASTON SQUARE PLACE, COLUMBUS, OH (https://www.google.com/maps/place/4400%20EASTON%20SQUARE%20PLACE,COLUMBUS,OH)	Graph	15	\$76,734.00	\$76,734.00	\$76,734.00	\$76,734.00
Totals	Graph	29	\$84,735.79	\$76,734.00	\$60,000.00	\$115,500.00

Latitude: 40.045314 Longitude: -82.919859

Employer Name/Worksite Address	Graph	Count	Mean Wage	Median Wage	Lowest Wage	Highest Wage
JPMORGAN CHASE & CO., JPMORGAN CHASE & CO., 3415 VISION DRIVE, COLUMBUS, OH (https://www.google.com/maps/place/JPMORGAN%20CHASE%20%26%20CO.,%203415%20VISION%20DRIVE,COLUMBUS,OH)	Graph	1	\$92,500.00	\$92,500.00	\$92,500.00	\$92,500.00
ORBIT SYSTEMS INC., 3415 VISION DR, COLUMBUS, OH (https://www.google.com/maps/place/3415%20VISION%20DR,COLUMBUS,OH)	Graph	2	\$67,500.00	\$65,000.00	\$65,000.00	\$65,000.00

Employer Name/Worksite Address	Graph	Count	Mean Wage	Median Wage	Lowest Wage	Highest Wage
JPMORGAN CHASE & CO., 3415 VISION DRIVE, COLUMBUS, OH (https://www.google.com/maps/place/3415%20VISION%20DRIVE,COLUMBUS,OH)	Graph	19	\$80,540.37	\$83,000.00	\$60,000.00	\$100,000.00
Totals	Graph	22	\$79,898.50	\$71,781.00	\$60,000.00	\$100,000.00

Latitude: 40.04576 Longitude: -82.864106

Employer Name/Worksite Address	Graph	Count	Mean Wage	Median Wage	Lowest Wage	Highest Wage
EXPONENTIA U.S., INC., 424 BEECHER ROAD, COLUMBUS, OH (https://www.google.com/maps/place/424%20BEECHER%20ROAD,COLUMBUS,OH)	Graph	3	\$60,000.00	\$60,000.00	\$60,000.00	\$60,000.00
EXPONENTIA US INC, 424 BEECHER ROAD, GAHANNA, OH (https://www.google.com/maps/place/424%20BEECHER%20ROAD,GAHANNA,OH)	Graph	8	\$61,500.00	\$60,000.00	\$60,000.00	\$66,000.00
Totals	Graph	11	\$61,090.91	\$60,000.00	\$60,000.00	\$66,000.00

Employer Name/Worksite Address	Graph	Count	Mean Wage	Median Wage	Lowest Wage	Highest Wage
EXPONENTIA U.S., INC., 424 BEECHER ROAD, COLUMBUS, OH (https://www.google.com/maps/place/424%20BEECHER%20ROAD,COLUMBUS,OH)	Graph	3	\$60,000.00	\$60,000.00	\$60,000.00	\$60,000.00
EXPONENTIA US INC, 424 BEECHER ROAD, GAHANNA, OH (https://www.google.com/maps/place/424%20BEECHER%20ROAD,GAHANNA,OH)	Graph	8	\$61,500.00	\$60,000.00	\$60,000.00	\$66,000.00
Totals	Graph	11	\$61,090.91	\$60,000.00	\$60,000.00	\$66,000.00

Latitude: 40.046897 Longitude: -82.920107

Employer Name/Worksite Address	Graph	Count	Mean Wage	Median Wage	Lowest Wage	Highest Wage
EVEREST TECHNOLOGIES, INC., 3425 MORSE CROSSING, COLUMBUS, OH (https://www.google.com/maps/place/3425%20MORSE%20CROSSING,COLUMBUS,OH)	Graph	27	\$96,990.90	\$97,500.00	\$86,590.00	\$105,934.40
Totals	Graph	27	\$96,990.90	\$97,500.00	\$86,590.00	\$105,934.40

Latitude: 40.047995 Longitude: -82.915083

Employer Name/Worksite Address	Graph	Count	Mean Wage	Median Wage	Lowest Wage	Highest Wage
COLUMBUS INTERNATIONAL CORPORATION, 4001 EASTON STATION, COLUMBUS, OH (https://www.google.com/maps/place/4001%20EASTON%20STATION,COLUMBUS,OH)	Graph	2	\$62,500.00	\$61,000.00	\$61,000.00	\$64,000.00
Totals	Graph	2	\$62,500.00	\$61,000.00	\$61,000.00	\$64,000.00

Latitude: 40.048128 Longitude: -82.909471

Employer Name/Worksite Address	Graph	Count	Mean Wage	Median Wage	Lowest Wage	Highest Wage
PROTOS IT, LLC, 4449 EASTON WAY, SUITE 201, COLUMBUS, OH (https://www.google.com/maps/place/4449%20EASTON%20WAY,%20SUITE%20201,COLUMBUS,OH)	Graph	4	\$69,600.00	\$61,000.00	\$60,000.00	\$87,400.00
SYNAPSE TECH SERVICES LLC, 4449 EASTON WAY, COLUMBUS, OH (https://www.google.com/maps/place/4449%20EASTON%20WAY,COLUMBUS,OH)	Graph	28	\$57,000.00	\$57,000.00	\$57,000.00	\$57,000.00
Totals	Graph	32	\$58,575.00	\$57,000.00	\$57,000.00	\$87,400.00

Employer Name/Worksite Address	Graph	Count	Mean Wage	Median Wage	Lowest Wage	Highest Wage
PROTOS IT, LLC, 4449 EASTON WAY, SUITE 201, COLUMBUS, OH (https://www.google.com/maps/place/4449%20EASTON%20WAY,%20SUITE%20201,COLUMBUS,OH)	Graph	4	\$69,600.00	\$61,000.00	\$60,000.00	\$87,400.00

Employer Name/Worksite Address	Graph	Count	Mean Wage	Median Wage	Lowest Wage	Highest Wage
SYNAPSE TECH SERVICES LLC, 4449 EASTON WAY, COLUMBUS, OH (https://www.google.com/maps/place/4449%20EASTON%20WAY,COLUMBUS,OH)	Graph	28	\$56,236.80	\$57,000.00	\$35,630.40	\$57,000.00
Totals	Graph	32	\$57,907.20	\$57,000.00	\$35,630.40	\$87,400.00

Latitude: 40.056343 Longitude: -82.896831

Employer Name/Employer Address	Graph	Count	Mean Wage	Median Wage	Lowest Wage	Highest Wage
MAST LOGISTICS SERVICES, INC., TWO LIMITED PARKWAY, COLUMBUS, OH (https://www.google.com/maps/place/TWO%20LIMITED%20PARKWAY,COLUMBUS,OH)	Graph	1	\$68,500.00	\$68,500.00	\$68,500.00	\$68,500.00
VICTORIA'S SECRET STORES, LLC, FOUR LIMITED PARKWAY, REYNOLDSBURG, OH (https://www.google.com/maps/place/FOUR%20LIMITED%20PARKWAY,REYNOLDSBURG,OH)	Graph	4	\$72,025.00	\$68,500.00	\$59,600.00	\$85,000.00
MAST INDUSTRIES, INC., FOUR LIMITED PARKWAY, REYNOLDSBURG, OH (https://www.google.com/maps/place/FOUR%20LIMITED%20PARKWAY,REYNOLDSBURG,OH)	Graph	7	\$67,314.29	\$51,800.00	\$45,000.00	\$160,000.00
Totals	Graph	12	\$68,983.33	\$59,600.00	\$45,000.00	\$160,000.00

Employer Name/Worksite Address	Graph	Count	Mean Wage	Median Wage	Lowest Wage	Highest Wage
MAST INDUSTRIES, INC., TWO LIMITED PARKWAY, COLUMBUS, OH (https://www.google.com/maps/place/TWO%20LIMITED%20PARKWAY,COLUMBUS,OH)	Graph	2	\$55,900.00	\$51,800.00	\$51,800.00	\$60,000.00
VICTORIA'S SECRET STORES, LLC, FOUR LIMITED PARKWAY, REYNOLDSBURG, OH (https://www.google.com/maps/place/FOUR%20LIMITED%20PARKWAY,REYNOLDSBURG,OH)	Graph	10	\$68,120.00	\$68,500.00	\$45,000.00	\$97,000.00
Totals	Graph	12	\$66,083.33	\$60,000.00	\$45,000.00	\$97,000.00

Latitude: 40.056347 Longitude: -82.896963

Employer Name/Employer Address	Graph	Count	Mean Wage	Median Wage	Lowest Wage	Highest Wage
L BRANDS DIRECT MARKETING, INC., 5 LIMITED PARKWAY, REYNOLDSBURG, OH (https://www.google.com/maps/place/5%20LIMITED%20PARKWAY,REYNOLDSBURG,OH)	Graph	2	\$71,614.00	\$71,614.00	\$71,614.00	\$71,614.00
Totals	Graph	2	\$71,614.00	\$71,614.00	\$71,614.00	\$71,614.00

Employer Name/Worksite Address	Graph	Count	Mean Wage	Median Wage	Lowest Wage	Highest Wage
MAST INDUSTRIES, INC., SEVEN LIMITED PARKWAY, REYNOLDSBURG, OH (https://www.google.com/maps/place/SEVEN%20LIMITED%20PARKWAY,REYNOLDSBURG,OH)	Graph	1	\$49,800.00	\$49,800.00	\$49,800.00	\$49,800.00
PEOPLE TECH GROUP INC., 5 LIMITED PKWY, REYNOLDSBURG, WA (https://www.google.com/maps/place/5%20LIMITED%20PKWY,REYNOLDSBURG,WA)	Graph	1	\$70,000.00	\$70,000.00	\$70,000.00	\$70,000.00
SYSTEM SOFT TECHNOLOGIES LLC, 5 LIMITED PARKWAY, REYNOLDSVILLE, OH (https://www.google.com/maps/place/5%20LIMITED%20PARKWAY,REYNOLDSVILLE,OH)	Graph	1	\$65,000.00	\$65,000.00	\$65,000.00	\$65,000.00
MAST TECHNOLOGY SERVICES, INC., FIVE LIMITED PARKWAY EAST, REYNOLDSBURG, OH (https://www.google.com/maps/place/FIVE%20LIMITED%20PARKWAY%20EAST,REYNOLDSBURG,OH)	Graph	2	\$92,040.00	\$92,040.00	\$92,040.00	\$92,040.00
COMPUTER GLOBAL SOLUTIONS INC, 5 LIMITED PKWY, REYNOLDSBURG, OH (https://www.google.com/maps/place/5%20LIMITED%20PKWY,REYNOLDSBURG,OH)	Graph	6	\$75,000.00	\$70,000.00	\$70,000.00	\$85,000.00
BSASPEC INC., 5 LIMITED PARKWAY EAST, REYNOLDSBURG, OH (https://www.google.com/maps/place/5%20LIMITED%20PARKWAY%20EAST,REYNOLDSBURG,OH)	Graph	7	\$86,214.86	\$90,584.00	\$60,000.00	\$90,584.00
GLOBAL DATA MART INC., 5 LIMITED PARKWAY, REYNOLDSBURG, OH (https://www.google.com/maps/place/5%20LIMITED%20PARKWAY,REYNOLDSBURG,OH)	Graph	13	\$85,594.46	\$77,500.00	\$60,000.00	\$123,000.00
MAST TECHNOLOGY SERVICES, INC., FIVE LIMITED PARKWAY, REYNOLDSBURG, OH (https://www.google.com/maps/place/FIVE%20LIMITED%20PARKWAY,REYNOLDSBURG,OH)	Graph	13	\$84,643.46	\$85,259.00	\$56,000.00	\$120,000.00
Totals	Graph	44	\$82,624.48	\$85,000.00	\$49,800.00	\$123,000.00

Latitude: 40.056825 Longitude: -82.897776

Employer Name/Employer Address	Graph	Count	Mean Wage	Median Wage	Lowest Wage	Highest Wage
MAST INDUSTRY SERVICES, INC, THREE LIMITED PARKWAY, COLUMBUS, OH (https://www.google.com/maps/place/THREE%20LIMITED%20PARKWAY,COLUMBUS,OH)	Graph	1	\$85,259.00	\$85,259.00	\$85,259.00	\$85,259.00
L BRANDS SERVICE COMPANY, LLC, THREE LIMITED PARKWAY, COLUMBUS, OH (https://www.google.com/maps/place/THREE%20LIMITED%20PARKWAY,COLUMBUS,OH)	Graph	9	\$76,888.89	\$78,000.00	\$49,800.00	\$120,000.00
MAST TECHNOLOGY SERVICES, INC., THREE LIMITED PARKWAY, COLUMBUS, OH (https://www.google.com/maps/place/THREE%20LIMITED%20PARKWAY,COLUMBUS,OH)	Graph	48	\$92,859.04	\$96,221.00	\$64,800.00	\$113,600.00
Totals	Graph	58	\$90,249.88	\$92,040.00	\$49,800.00	\$120,000.00

Employer Name/Worksite Address	Graph	Count	Mean Wage	Median Wage	Lowest Wage	Highest Wage
L BRANDS SERVICE COMPANY, LLC, THREE LIMITED PARKWAY, COLUMBUS, OH (https://www.google.com/maps/place/THREE%20LIMITED%20PARKWAY,COLUMBUS,OH)	Graph	1	\$49,800.00	\$49,800.00	\$49,800.00	\$49,800.00
SYSTEM SOFT TECHNOLOGIES LLC, 5 LIMITED PARKWAY, COLUMBUS, OH (https://www.google.com/maps/place/5%20LIMITED%20PARKWAY,COLUMBUS,OH)	Graph	1	\$65,000.00	\$65,000.00	\$65,000.00	\$65,000.00
DIASPARK INC, 3 LIMITED PARKWAY, COLUMBUS, OH (https://www.google.com/maps/place/3%20LIMITED%20PARKWAY,COLUMBUS,OH)	Graph	2	\$68,500.00	\$65,000.00	\$65,000.00	\$72,000.00
MOBILIZE LLC, 3 LIMITED PKWAY, COLUMBUS, OH (https://www.google.com/maps/place/3%20LIMITED%20PKWAY,COLUMBUS,OH)	Graph	2	\$67,721.00	\$60,000.00	\$60,000.00	\$75,442.00
L BRANDS SERVICE COMPANY, LLC, THREE LIMITED PARKWAY, COLUMBUS, OH (https://www.google.com/maps/place/THREE%20LIMITED%20PARKWAY,COLUMBUS,OH)	Graph	42	\$95,434.48	\$97,200.00	\$59,600.00	\$160,000.00
MY3TECH INC, 3 LIMITED PARKWAY, COLUMBUS, OH (https://www.google.com/maps/place/3%20LIMITED%20PARKWAY,COLUMBUS,OH)	Graph	71	\$74,164.56	\$72,500.00	\$58,240.00	\$120,000.00
INFOSYS LIMITED, 3 LIMITED PKWY, COLUMBUS, OH (https://www.google.com/maps/place/3%20LIMITED%20PKWY,COLUMBUS,OH)	Graph	78	\$82,888.81	\$77,053.00	\$60,000.00	\$120,640.00
Totals	Graph	197	\$81,860.41	\$77,189.00	\$49,800.00	\$160,000.00

Latitude: 40.057679 Longitude: -82.868222

Employer Name/Worksite Address	Graph	Count	Mean Wage	Median Wage	Lowest Wage	Highest Wage
VENTECH SOLUTIONS, INC., 3888 CHANDLER PLACE, COLUMBUS, OH (https://www.google.com/maps/place/3888%20CHANDLER%20PLACE,COLUMBUS,OH)	Graph	1	\$90,000.00	\$90,000.00	\$90,000.00	\$90,000.00
Totals	Graph	1	\$90,000.00	\$90,000.00	\$90,000.00	\$90,000.00

Latitude: 40.05802 Longitude: -82.974252

Employer Name/Worksite Address	Graph	Count	Mean Wage	Median Wage	Lowest Wage	Highest Wage
OBERON IT, 4485 NORTHLAND RIDGE BLVD., COLUMBUS, OH (https://www.google.com/maps/place/4485%20NORTHLAND%20RIDGE%20BLVD.,COLUMBUS,OH)	Graph	1	\$80,000.00	\$80,000.00	\$80,000.00	\$80,000.00
TEK SIGNATURE LLC, 4485 NORTHLAND RIDGE BLVD., COLUMBUS, GA (https://www.google.com/maps/place/4485%20NORTHLAND%20RIDGE%20BLVD.,COLUMBUS,GA)	Graph	1	\$75,000.00	\$75,000.00	\$75,000.00	\$75,000.00
AVANT SYSTEMS INC, 4485 NORTHLAND RIDGE BLVD, COLUMBUS, OH (https://www.google.com/maps/place/4485%20NORTHLAND%20RIDGE%20BLVD,COLUMBUS,OH)	Graph	5	\$75,262.80	\$78,500.00	\$60,000.00	\$87,000.00
HEWLETT-PACKARD STATE & LOCAL ENTERPRISE SERVICES, INC, 4485 NORTHLAND RIDGE DR, COLUMBUS, OH (https://www.google.com/maps/place/4485%20NORTHLAND%20RIDGE%20DR,COLUMBUS,OH)	Graph	10	\$103,979.00	\$103,979.00	\$103,979.00	\$103,979.00
HP ENTERPRISE SERVICES, LLC, 4485 NORTHLANDS RIDGE BLVD., COLUMBUS, OH (https://www.google.com/maps/place/4485%20NORTHLANDS%20RIDGE%20BLVD.,COLUMBUS,OH)	Graph	10	\$69,493.00	\$69,493.00	\$69,493.00	\$69,493.00
Totals	Graph	27	\$83,927.19	\$78,500.00	\$60,000.00	\$103,979.00

Latitude: 40.058023 Longitude: -82.97402

Employer Name/Worksite Address	Graph	Count	Mean Wage	Median Wage	Lowest Wage	Highest Wage
--------------------------------	-------	-------	-----------	-------------	-------------	--------------

Employer Name/Worksite Address	Graph	Count	Mean Wage	Median Wage	Lowest Wage	Highest Wage
PIONEER CONSULTING SERVICES LLC, 4485 NORTHLAND RIDGE BLVD., COLUMBUS, OH (https://www.google.com/maps/place/4485%20NORTHLAND%20RIDGE%20BLVD.,COLUMBUS,OH)	Graph	2	\$64,000.00	\$64,000.00	\$64,000.00	\$64,000.00
I28 TECHNOLOGIES CORPORATION, 4485 NORTHLAND RIDGE BLVD., COLUMBUS, OH (https://www.google.com/maps/place/4485%20NORTHLAND%20RIDGE%20BLVD.,COLUMBUS,OH)	Graph	3	\$66,000.00	\$60,000.00	\$60,000.00	\$78,000.00
Totals	Graph	5	\$65,200.00	\$64,000.00	\$60,000.00	\$78,000.00

Latitude: 40.058125 Longitude: -82.922015

Employer Name/Worksite Address	Graph	Count	Mean Wage	Median Wage	Lowest Wage	Highest Wage
AXIS TECH, INC., 2361 MORSE ROAD, COLUMBUS, OH (https://www.google.com/maps/place/2361%20MORSE%20ROAD,COLUMBUS,OH)	Graph	1	\$66,200.00	\$66,200.00	\$66,200.00	\$66,200.00
JPMORGAN CHASE & CO., 2401 MORSE ROAD, COLUMBUS, OH (https://www.google.com/maps/place/2401%20MORSE%20ROAD,COLUMBUS,OH)	Graph	1	\$85,000.00	\$85,000.00	\$85,000.00	\$85,000.00
Totals	Graph	2	\$75,600.00	\$66,200.00	\$66,200.00	\$85,000.00

Latitude: 40.059087 Longitude: -82.942435

Employer Name/Employer Address	Graph	Count	Mean Wage	Median Wage	Lowest Wage	Highest Wage
HORIZON SCIENCE ACADEMY ELEMENTARY SCHOOL, INC., 2835 MORSE ROAD, COLUMBUS, OH (https://www.google.com/maps/place/2835%20MORSE%20ROAD,COLUMBUS,OH)	Graph	1	\$39,540.00	\$39,540.00	\$39,540.00	\$39,540.00
HORIZON SCIENCE ACADEMY ELEMENTARY SCHOOL, INC., 2835 MORSE RD, COLUMBUS, OH (https://www.google.com/maps/place/2835%20MORSE%20RD,COLUMBUS,OH)	Graph	7	\$42,404.86	\$39,540.00	\$39,260.00	\$49,847.00
Totals	Graph	8	\$42,046.75	\$39,540.00	\$39,260.00	\$49,847.00

Employer Name/Worksite Address	Graph	Count	Mean Wage	Median Wage	Lowest Wage	Highest Wage
HORIZON SCIENCE ACADEMY ELEMENTARY SCHOOL, INC., 2835 MORSE ROAD, COLUMBUS, OH (https://www.google.com/maps/place/2835%20MORSE%20ROAD,COLUMBUS,OH)	Graph	2	\$44,693.50	\$39,540.00	\$39,540.00	\$49,847.00
HORIZON SCIENCE ACADEMY ELEMENTARY SCHOOL, INC., 2835 MORSE RD, COLUMBUS, OH (https://www.google.com/maps/place/2835%20MORSE%20RD,COLUMBUS,OH)	Graph	6	\$41,164.50	\$39,540.00	\$39,260.00	\$49,847.00
Totals	Graph	8	\$42,046.75	\$39,540.00	\$39,260.00	\$49,847.00

Latitude: 40.059819 Longitude: -82.956787

Employer Name/Employer Address	Graph	Count	Mean Wage	Median Wage	Lowest Wage	Highest Wage
HORIZON SCIENCE ACADEMY, INC., 2350 MORSE RD, COLUMBUS, OH (https://www.google.com/maps/place/2350%20MORSE%20RD,COLUMBUS,OH)	Graph	7	\$43,433.29	\$42,610.00	\$42,610.00	\$48,373.00
Totals	Graph	7	\$43,433.29	\$42,610.00	\$42,610.00	\$48,373.00

Employer Name/Worksite Address	Graph	Count	Mean Wage	Median Wage	Lowest Wage	Highest Wage
HORIZON SCIENCE ACADEMY, INC., 2350 MORSE ROAD, COLUMBUS, OH (https://www.google.com/maps/place/2350%20MORSE%20ROAD,COLUMBUS,OH)	Graph	1	\$48,373.00	\$48,373.00	\$48,373.00	\$48,373.00
HORIZON SCIENCE ACADEMY, INC., 2350 MORSE RD, COLUMBUS, OH (https://www.google.com/maps/place/2350%20MORSE%20RD,COLUMBUS,OH)	Graph	6	\$42,610.00	\$42,610.00	\$42,610.00	\$42,610.00
Totals	Graph	7	\$43,433.29	\$42,610.00	\$42,610.00	\$48,373.00

Latitude: 40.060949 Longitude: -82.985075

Employer Name/Employer Address	Graph	Count	Mean Wage	Median Wage	Lowest Wage	Highest Wage
BJ FOOD ENTERPRISES LLC, 1265 MORSE RD., COLUMBUS, OH (https://www.google.com/maps/place/1265%20MORSE%20RD.,COLUMBUS,OH)	Graph	1	\$49,982.40	\$49,982.40	\$49,982.40	\$49,982.40
BJ FOOD ENTERPRISES LLC, 1265 MORSE ROAD, COLUMBUS, OH (https://www.google.com/maps/place/1265%20MORSE%20ROAD,COLUMBUS,OH)	Graph	2	\$46,508.80	\$46,508.80	\$46,508.80	\$46,508.80
Totals	Graph	3	\$47,666.67	\$46,508.80	\$46,508.80	\$49,982.40

Employer Name/Worksite Address	Graph	Count	Mean Wage	Median Wage	Lowest Wage	Highest Wage
BJ FOOD ENTERPRISES LLC, 1265 MORSE RD., COLUMBUS, OH (https://www.google.com/maps/place/1265%20MORSE%20RD.,COLUMBUS,OH)	Graph	1	\$49,982.40	\$49,982.40	\$49,982.40	\$49,982.40
BJ FOOD ENTERPRISES LLC, 1265 MORSE ROAD, COLUMBUS, OH (https://www.google.com/maps/place/1265%20MORSE%20ROAD,COLUMBUS,OH)	Graph	2	\$46,508.80	\$46,508.80	\$46,508.80	\$46,508.80
Totals	Graph	3	\$47,666.67	\$46,508.80	\$46,508.80	\$49,982.40

Latitude: 40.060956 Longitude: -82.900099

Employer Name/Employer Address	Graph	Count	Mean Wage	Median Wage	Lowest Wage	Highest Wage
EXPRESS, LLC, ONE EXPRESS DRIVE, COLUMBUS, OH (https://www.google.com/maps/place/ONE%20EXPRESS%20DRIVE,COLUMBUS,OH)	Graph	14	\$119,973.21	\$126,896.00	\$72,000.00	\$155,000.00
Totals	Graph	14	\$119,973.21	\$126,896.00	\$72,000.00	\$155,000.00

Employer Name/Worksite Address	Graph	Count	Mean Wage	Median Wage	Lowest Wage	Highest Wage
ADVANTAGE IT INC, 1 EXPRESS WAY DR, COLUMBUS, OH (https://www.google.com/maps/place/1%20EXPRESS%20WAY%20DR,COLUMBUS,OH)	Graph	2	\$56,160.00	\$56,160.00	\$56,160.00	\$56,160.00
EVEREST TECHNOLOGIES, INC., 1 EXPRESS DRIVE, COLUMBUS, OH (https://www.google.com/maps/place/1%20EXPRESS%20DRIVE,COLUMBUS,OH)	Graph	3	\$86,666.67	\$85,000.00	\$70,000.00	\$105,000.00
ORPINE, INC., 1 EXPRESS DR, COLUMBUS, OH (https://www.google.com/maps/place/1%20EXPRESS%20DR,COLUMBUS,OH)	Graph	4	\$77,036.00	\$65,000.00	\$60,000.00	\$105,934.00
EXPRESS, LLC, ONE EXPRESS DRIVE, COLUMBUS, OH (https://www.google.com/maps/place/ONE%20EXPRESS%20DRIVE,COLUMBUS,OH)	Graph	26	\$94,600.96	\$72,000.00	\$65,000.00	\$155,000.00
Totals	Graph	35	\$89,716.83	\$72,000.00	\$56,160.00	\$155,000.00

Latitude: 40.061398 Longitude: -82.991125

Employer Name/Employer Address	Graph	Count	Mean Wage	Median Wage	Lowest Wage	Highest Wage
HORIZON EDUCATIONAL SERVICES OF COLUMBUS INC., 1070 MORSE ROAD, COLUMBUS, OH (https://www.google.com/maps/place/1070%20MORSE%20ROAD,COLUMBUS,OH)	Graph	1	\$44,260.00	\$44,260.00	\$44,260.00	\$44,260.00
HORIZON EDUCATIONAL SERVICES OF COLUMBUS INC., 1070 MORSE RD, COLUMBUS, OH (https://www.google.com/maps/place/1070%20MORSE%20RD,COLUMBUS,OH)	Graph	3	\$44,260.00	\$44,260.00	\$44,260.00	\$44,260.00
Totals	Graph	4	\$44,260.00	\$44,260.00	\$44,260.00	\$44,260.00

Employer Name/Worksite Address	Graph	Count	Mean Wage	Median Wage	Lowest Wage	Highest Wage
HORIZON EDUCATIONAL SERVICES OF COLUMBUS INC., 1070 MORSE ROAD, COLUMBUS, OH (https://www.google.com/maps/place/1070%20MORSE%20ROAD,COLUMBUS,OH)	Graph	1	\$44,260.00	\$44,260.00	\$44,260.00	\$44,260.00
HORIZON EDUCATIONAL SERVICES OF COLUMBUS INC., 1070 MORSE RD, COLUMBUS, OH (https://www.google.com/maps/place/1070%20MORSE%20RD,COLUMBUS,OH)	Graph	3	\$44,260.00	\$44,260.00	\$44,260.00	\$44,260.00
Totals	Graph	4	\$44,260.00	\$44,260.00	\$44,260.00	\$44,260.00

Latitude: 40.061755 Longitude: -82.898546

Employer Name/Worksite Address	Graph	Count	Mean Wage	Median Wage	Lowest Wage	Highest Wage
H & R COMPUTER CONSULTING SERVICES INC., 4100 APPIAN WAY COURT, GAHANNA, OH (https://www.google.com/maps/place/4100%20APPIAN%20WAY%20COURT,GAHANNA,OH)	Graph	1	\$80,000.00	\$80,000.00	\$80,000.00	\$80,000.00
Totals	Graph	1	\$80,000.00	\$80,000.00	\$80,000.00	\$80,000.00

Latitude: 40.062241 Longitude: -82.966967

Employer Name/Worksite Address	Graph	Count	Mean Wage	Median Wage	Lowest Wage	Highest Wage
ZENITH ACADEMY, 4606 HEATON ROAD, COLUMBUS, OH (https://www.google.com/maps/place/4606%20HEATON%20ROAD,COLUMBUS,OH)	Graph	2	\$45,000.00	\$45,000.00	\$45,000.00	\$45,000.00
Totals	Graph	2	\$45,000.00	\$45,000.00	\$45,000.00	\$45,000.00

Employer Name/Worksite Address	Graph	Count	Mean Wage	Median Wage	Lowest Wage	Highest Wage
ZENITH ACADEMY, 4606 HEATON ROAD, COLUMBUS, OH (https://www.google.com/maps/place/4606%20HEATON%20ROAD,COLUMBUS,OH)	Graph	2	\$45,000.00	\$45,000.00	\$45,000.00	\$45,000.00
Totals	Graph	2	\$45,000.00	\$45,000.00	\$45,000.00	\$45,000.00

Latitude: 40.064492 Longitude: -82.866911

Employer Name/Worksite Address	Graph	Count	Mean Wage	Median Wage	Lowest Wage	Highest Wage
IBM CORPORATION, 4230 NAFZGER DRIVE, COLUMBUS, OH (https://www.google.com/maps/place/4230%20NAFZGER%20DRIVE,COLUMBUS,OH)	Graph	1	\$120,000.00	\$120,000.00	\$120,000.00	\$120,000.00
Totals	Graph	1	\$120,000.00	\$120,000.00	\$120,000.00	\$120,000.00

Latitude: 40.075198 Longitude: -82.8631

Employer Name/Worksite Address	Graph	Count	Mean Wage	Median Wage	Lowest Wage	Highest Wage
FIRST TEK , INC., 4629 LEGARE LANE,, COLUMBUS, OH (https://www.google.com/maps/place/4629%20LEGARE%20LANE,,COLUMBUS,OH)	Graph	1	\$84,864.00	\$84,864.00	\$84,864.00	\$84,864.00
FIRST TEK DOS LLC, 4629 LEGARE LANE, COLUMBUS,, OH (https://www.google.com/maps/place/4629%20LEGARE%20LANE,COLUMBUS,,OH)	Graph	1	\$84,864.00	\$84,864.00	\$84,864.00	\$84,864.00
Totals	Graph	2	\$84,864.00	\$84,864.00	\$84,864.00	\$84,864.00




Latitude: 40.079217 Longitude: -82.938953

Employer Name/Worksite Address	Graph	Count	Mean Wage	Median Wage	Lowest Wage	Highest Wage
DATA-CORE SYSTEMS, INC, ICC (INFORMATION CONTROL COMPANY), COLUMBUS, OH (https://www.google.com/maps/place/ICC%20(INFORMATION%20CONTROL%20COMPANY),COLUMBUS,OH)	Graph	1	\$68,500.00	\$68,500.00	\$68,500.00	\$68,500.00
Totals	Graph	1	\$68,500.00	\$68,500.00	\$68,500.00	\$68,500.00




Latitude: 40.083004 Longitude: -82.975535





Employer Name/Worksite Address	Graph	Count	Mean Wage	Median Wage	Lowest Wage	Highest Wage
THE COUNSELING SOURCE, INC, 5700 KARL ROAD, COLUMBUS, OH (https://www.google.com/maps/place/5700%20KARL%20ROAD,COLUMBUS,OH)	Graph	1	\$45,000.00	\$45,000.00	\$45,000.00	\$45,000.00
Totals	Graph	1	\$45,000.00	\$45,000.00	\$45,000.00	\$45,000.00

Latitude: 40.085857 Longitude: -82.97603



Employer Name/Worksite Address	Graph	Count	Mean Wage	Median Wage	Lowest Wage	Highest Wage
IT CATS, LLC, OHIO DEPARTMENT OF TAXATION, COLUMBUS, OH (https://www.google.com/maps/place/OHIO%20DEPARTMENT%20OF%20TAXATION,COLUMBUS,OH)		1	\$85,000.00	\$85,000.00	\$85,000.00	\$85,000.00
T. MARZETTI COMPANY, 3900 INDIANOLA AVENUE, COLUMBUS, OH (https://www.google.com/maps/place/3900%20INDIANOLA%20AVENUE,COLUMBUS,OH)		1	\$145,000.00	\$145,000.00	\$145,000.00	\$145,000.00
Totals		2	\$115,000.00	\$85,000.00	\$85,000.00	\$145,000.00



Latitude: 40.086679 Longitude: -82.990247

Employer Name/Employer Address	Graph	Count	Mean Wage	Median Wage	Lowest Wage	Highest Wage
STELLAR SOFTWARE NETWORK, INC, 5900 ROCHE DRIVE, COLUMBUS, OH (https://www.google.com/maps/place/5900%20ROCHE%20DRIVE,COLUMBUS,OH)		1	\$78,000.00	\$78,000.00	\$78,000.00	\$78,000.00
KSIT CONSULTING, INC., 5900 ROCHE DR., STE. 300, COLUMBUS, OH (https://www.google.com/maps/place/5900%20ROCHE%20DR.,%20STE.%20300,COLUMBUS,OH)		5	\$80,800.00	\$75,000.00	\$64,000.00	\$117,000.00
Totals		6	\$80,333.33	\$75,000.00	\$64,000.00	\$117,000.00



Employer Name/Worksite Address	Graph	Count	Mean Wage	Median Wage	Lowest Wage	Highest Wage
KSIT CONSULTING, INC., 5900 ROCHE DR, STE. 300, COLUMBUS, OH (https://www.google.com/maps/place/5900%20ROCHE%20DR,%20STE.%20300,COLUMBUS,OH)		1	\$64,000.00	\$64,000.00	\$64,000.00	\$64,000.00
STELLAR SOFTWARE NETWORK, INC, 5900 ROCHE DR, #102, COLUMBUS, OH (https://www.google.com/maps/place/5900%20ROCHE%20DR,%20#102,COLUMBUS,OH)		1	\$78,000.00	\$78,000.00	\$78,000.00	\$78,000.00
KSIT CONSULTING, INC., 5900 ROCHE DR., STE. 300, COLUMBUS, OH (https://www.google.com/maps/place/5900%20ROCHE%20DR.,%20STE.%20300,COLUMBUS,OH)		4	\$85,000.00	\$75,000.00	\$70,000.00	\$117,000.00
Totals		6	\$80,333.33	\$75,000.00	\$64,000.00	\$117,000.00

Latitude: 40.095759 Longitude: -82.950327

Employer Name/Employer Address	Graph	Count	Mean Wage	Median Wage	Lowest Wage	Highest Wage
FELBRY COLLEGE LLC, 6055 CLEVELAND AVENUE, COLUMBUS, OH (https://www.google.com/maps/place/6055%20CLEVELAND%20AVENUE,COLUMBUS,OH)		1	\$49,837.00	\$49,837.00	\$49,837.00	\$49,837.00
Totals		1	\$49,837.00	\$49,837.00	\$49,837.00	\$49,837.00

Employer Name/Worksite Address	Graph	Count	Mean Wage	Median Wage	Lowest Wage	Highest Wage
FELBRY COLLEGE LLC, 6055 CLEVELAND AVENUE, COLUMBUS, OH (https://www.google.com/maps/place/6055%20CLEVELAND%20AVENUE,COLUMBUS,OH)		1	\$49,837.00	\$49,837.00	\$49,837.00	\$49,837.00
Totals		1	\$49,837.00	\$49,837.00	\$49,837.00	\$49,837.00

Latitude: 40.098307 Longitude: -82.99354

Employer Name/Worksite Address	Graph	Count	Mean Wage	Median Wage	Lowest Wage	Highest Wage
ABBOTT LABORATORIES, 6480 BUSCH BLVD, COLUMBUS, OH (https://www.google.com/maps/place/6480%20BUSCH%20BLVD,COLUMBUS,OH)		2	\$76,500.00	\$53,000.00	\$53,000.00	\$100,000.00
Totals		2	\$76,500.00	\$53,000.00	\$53,000.00	\$100,000.00

Latitude: 40.099742 Longitude: -82.988763

Employer Name/Employer Address	Graph	Count	Mean Wage	Median Wage	Lowest Wage	Highest Wage
--------------------------------	-------	-------	-----------	-------------	-------------	--------------

Employer Name/Employer Address	Graph	Count	Mean Wage	Median Wage	Lowest Wage	Highest Wage
LIBERTY COMMUNICATION SOFTWARE SOLUTIONS, INC, 1050 KINGSMILL PARKWAY, COLUMBUS, OH (https://www.google.com/maps/place/1050%20KINGSMILL%20PARKWAY,COLUMBUS,OH)	Graph	2	\$65,000.00	\$65,000.00	\$65,000.00	\$65,000.00
Totals	Graph	2	\$65,000.00	\$65,000.00	\$65,000.00	\$65,000.00

Employer Name/Worksite Address	Graph	Count	Mean Wage	Median Wage	Lowest Wage	Highest Wage
LIBERTY COMMUNICATION SOFTWARE SOLUTIONS, INC, 1050 KINGSMILL PARKWAY, COLUMBUS, OH (https://www.google.com/maps/place/1050%20KINGSMILL%20PARKWAY,COLUMBUS,OH)	Graph	2	\$65,000.00	\$65,000.00	\$65,000.00	\$65,000.00
Totals	Graph	2	\$65,000.00	\$65,000.00	\$65,000.00	\$65,000.00

Latitude: 40.099816 Longitude: -82.990822

Employer Name/Employer Address	Graph	Count	Mean Wage	Median Wage	Lowest Wage	Highest Wage
COMMUNITY BANC CONSULTING, INC, 960 KINGSMILL PKWY, COLUMBUS, OH (https://www.google.com/maps/place/960%20KINGSMILL%20PKWY,COLUMBUS,OH)	Graph	1	\$29,370.00	\$29,370.00	\$29,370.00	\$29,370.00
Totals	Graph	1	\$29,370.00	\$29,370.00	\$29,370.00	\$29,370.00

Employer Name/Worksite Address	Graph	Count	Mean Wage	Median Wage	Lowest Wage	Highest Wage
COMMUNITY BANC CONSULTING, INC, 960 KINGSMILL PKWY, COLUMBUS, OH (https://www.google.com/maps/place/960%20KINGSMILL%20PKWY,COLUMBUS,OH)	Graph	1	\$29,370.00	\$29,370.00	\$29,370.00	\$29,370.00
Totals	Graph	1	\$29,370.00	\$29,370.00	\$29,370.00	\$29,370.00

Latitude: 40.100731 Longitude: -82.917525

Employer Name/Employer Address	Graph	Count	Mean Wage	Median Wage	Lowest Wage	Highest Wage
ARCHITECTURAL BUSSTRUT CORP, 921 EASTWIND DR, WESTERVILLE, OH (https://www.google.com/maps/place/921%20EASTWIND%20DR,WESTERVILLE,OH)	Graph	1	\$45,000.00	\$45,000.00	\$45,000.00	\$45,000.00
Totals	Graph	1	\$45,000.00	\$45,000.00	\$45,000.00	\$45,000.00



Employer Name/Worksite Address	Graph	Count	Mean Wage	Median Wage	Lowest Wage	Highest Wage
TRC ENVIRONMENTAL CORPORATION, 921 EASTWIND DRIVE, WESTERVILLE, OH (https://www.google.com/maps/place/921%20EASTWIND%20DRIVE,WESTERVILLE,OH)	Graph	1	\$54,080.00	\$54,080.00	\$54,080.00	\$54,080.00
Totals	Graph	1	\$54,080.00	\$54,080.00	\$54,080.00	\$54,080.00



Latitude: 40.101531 Longitude: -82.940769

Employer Name/Worksite Address	Graph	Count	Mean Wage	Median Wage	Lowest Wage	Highest Wage
MOLINA HEALTHCARE INC., 3000 CORPORATE EXCHANGE, COLUMBUS, OH (https://www.google.com/maps/place/3000%20CORPORATE%20EXCHANGE,COLUMBUS,OH)	Graph	1	\$95,000.00	\$95,000.00	\$95,000.00	\$95,000.00
SOFTTECHNO CORPORATION, 3000 CORPORATE EXCHANGE DR, COLUMBUS, OH (https://www.google.com/maps/place/3000%20CORPORATE%20EXCHANGE%20DR,COLUMBUS,OH)	Graph	1	\$75,000.00	\$75,000.00	\$75,000.00	\$75,000.00
Totals	Graph	2	\$85,000.00	\$75,000.00	\$75,000.00	\$95,000.00




Latitude: 40.101844 Longitude: -82.943415








Employer Name/Employer Address	Graph	Count	Mean Wage	Median Wage	Lowest Wage	Highest Wage
--------------------------------	-------	-------	-----------	-------------	-------------	--------------

Employer Name/Employer Address	Graph	Count	Mean Wage	Median Wage	Lowest Wage	Highest Wage
COTT SYSTEMS, INC., 2800 CORPORATE EXCHANGE DRIVE, COLUMBUS, OH (https://www.google.com/maps/place/2800%20CORPORATE%20EXCHANGE%20DRIVE,COLUMBUS,OH)		1	\$82,181.00	\$82,181.00	\$82,181.00	\$82,181.00
Totals		1	\$82,181.00	\$82,181.00	\$82,181.00	\$82,181.00



Employer Name/Worksite Address	Graph	Count	Mean Wage	Median Wage	Lowest Wage	Highest Wage
COTT SYSTEMS, INC., 2800 CORPORATE EXCHANGE DRIVE, COLUMBUS, OH (https://www.google.com/maps/place/2800%20CORPORATE%20EXCHANGE%20DRIVE,COLUMBUS,OH)		1	\$82,181.00	\$82,181.00	\$82,181.00	\$82,181.00
Totals		1	\$82,181.00	\$82,181.00	\$82,181.00	\$82,181.00

Latitude: 40.101872 Longitude: -82.946603



Employer Name/Employer Address	Graph	Count	Mean Wage	Median Wage	Lowest Wage	Highest Wage
INFORMATION CONTROL COMPANY, LCC, 2500 CORPORATE EXCHANGE DR, COLUMBUS, OH (https://www.google.com/maps/place/2500%20CORPORATE%20EXCHANGE%20DR,COLUMBUS,OH)		6	\$90,416.67	\$86,000.00	\$76,000.00	\$100,000.00
INFORMATION CONTROL COMPANY LLC, 2500 CORPORATE EXCHANGE DRIVE, COLUMBUS, OH (https://www.google.com/maps/place/2500%20CORPORATE%20EXCHANGE%20DRIVE,COLUMBUS,OH)		212	\$84,964.85	\$85,000.00	\$56,638.00	\$125,000.00
Totals		218	\$85,114.90	\$85,000.00	\$56,638.00	\$125,000.00

Employer Name/Worksite Address	Graph	Count	Mean Wage	Median Wage	Lowest Wage	Highest Wage
GANNETT FLEMING ENGINEERS AND ARCHITECTS, PC, 2500 CORPORATE EXCHANGE DR., COLUMBUS, OH (https://www.google.com/maps/place/2500%20CORPORATE%20EXCHANGE%20DR.,COLUMBUS,OH)		1	\$54,725.00	\$54,725.00	\$54,725.00	\$54,725.00
GEMINI CONSULTING & SERVICES, LLC, 2500 CORPORATE EXCHANGE DR., COLUMBUS, OH (https://www.google.com/maps/place/2500%20CORPORATE%20EXCHANGE%20DR.,COLUMBUS,OH)		1	\$75,000.00	\$75,000.00	\$75,000.00	\$75,000.00
INFORMATION CONTROL COMPANY LLC, 2500 CORPORATE EXCHANGE DRIVE, COLUMBUS, CA (https://www.google.com/maps/place/2500%20CORPORATE%20EXCHANGE%20DRIVE,COLUMBUS,CA)		1	\$90,000.00	\$90,000.00	\$90,000.00	\$90,000.00
UNITED IT SOLUTIONS INC, 2500 CORPORATE EXCHANGE, COLUMBUS, OH (https://www.google.com/maps/place/2500%20CORPORATE%20EXCHANGE,COLUMBUS,OH)		2	\$78,377.00	\$62,754.00	\$62,754.00	\$94,000.00
MASTECH DIGITAL TECHNOLOGIES, INC., A MASTECH DIGITAL, INC. COMPANY, 2500 CORPORATE EXCHANGE DR, COLUMBUS, OH (https://www.google.com/maps/place/2500%20CORPORATE%20EXCHANGE%20DR,COLUMBUS,OH)		20	\$99,535.72	\$105,934.00	\$76,000.00	\$105,934.40
INFORMATION CONTROL COMPANY LLC, 2500 CORPORATE EXCHANGE DRIVE, COLUMBUS, OH (https://www.google.com/maps/place/2500%20CORPORATE%20EXCHANGE%20DRIVE,COLUMBUS,OH)		211	\$84,796.16	\$85,000.00	\$56,638.00	\$125,000.00
Totals		236	\$85,844.00	\$85,500.00	\$54,725.00	\$125,000.00

Latitude: 40.101912 Longitude: -82.943888

Employer Name/Worksite Address	Graph	Count	Mean Wage	Median Wage	Lowest Wage	Highest Wage
CASS INFORMATION SYSTEMS, INC., 2675 CORPORATE EXCHANGE, COLUMBUS, OH (https://www.google.com/maps/place/2675%20CORPORATE%20EXCHANGE,COLUMBUS,OH)		1	\$97,025.00	\$97,025.00	\$97,025.00	\$97,025.00
Totals		1	\$97,025.00	\$97,025.00	\$97,025.00	\$97,025.00

Latitude: 40.103666 Longitude: -82.984233

Employer Name/Employer Address	Graph	Count	Mean Wage	Median Wage	Lowest Wage	Highest Wage
CARENECTION, LLC, 1103 SCHROCK ROAD, COLUMBUS, OH (https://www.google.com/maps/place/1103%20SCHROCK%20ROAD,COLUMBUS,OH)		1	\$76,833.44	\$76,833.44	\$76,833.44	\$76,833.44
Totals		1	\$76,833.44	\$76,833.44	\$76,833.44	\$76,833.44

Employer Name/Worksite Address	Graph	Count	Mean Wage	Median Wage	Lowest Wage	Highest Wage
--------------------------------	-------	-------	-----------	-------------	-------------	--------------

Employer Name/Worksite Address	Graph	Count	Mean Wage	Median Wage	Lowest Wage	Highest Wage
CARENECTION, LLC, 1103 SCHROCK ROAD, COLUMBUS, OH (https://www.google.com/maps/place/1103%20SCHROCK%20ROAD,COLUMBUS,OH)	Graph	1	\$76,833.44	\$76,833.44	\$76,833.44	\$76,833.44
Totals	Graph	1	\$76,833.44	\$76,833.44	\$76,833.44	\$76,833.44

Latitude: 40.104439 Longitude: -82.924981

Employer Name/Worksite Address	Graph	Count	Mean Wage	Median Wage	Lowest Wage	Highest Wage
COLUMBUS VASCULAR VEIN AND WOUND MANAGEMENT, 895 SOUTH STATE STREET, WESTERVILLE, OH (https://www.google.com/maps/place/895%20SOUTH%20STATE%20STREET,WESTERVILLE,OH)	Graph	1	\$60,000.00	\$60,000.00	\$60,000.00	\$60,000.00
Totals	Graph	1	\$60,000.00	\$60,000.00	\$60,000.00	\$60,000.00

Employer Name/Worksite Address	Graph	Count	Mean Wage	Median Wage	Lowest Wage	Highest Wage
COLUMBUS VASCULAR VEIN AND WOUND MANAGEMENT, 895 SOUTH STATE STREET, WESTERVILLE, OH (https://www.google.com/maps/place/895%20SOUTH%20STATE%20STREET,WESTERVILLE,OH)	Graph	1	\$60,000.00	\$60,000.00	\$60,000.00	\$60,000.00
Totals	Graph	1	\$60,000.00	\$60,000.00	\$60,000.00	\$60,000.00

Latitude: 40.105965 Longitude: -82.929266

Employer Name/Worksite Address	Graph	Count	Mean Wage	Median Wage	Lowest Wage	Highest Wage
DARIFILL, INC, 750 GREEN CREST DRIVE, WESTERVILLE, OH (https://www.google.com/maps/place/750%20GREEN%20CREST%20DRIVE,WESTERVILLE,OH)	Graph	1	\$58,926.00	\$58,926.00	\$58,926.00	\$58,926.00
Totals	Graph	1	\$58,926.00	\$58,926.00	\$58,926.00	\$58,926.00

Employer Name/Worksite Address	Graph	Count	Mean Wage	Median Wage	Lowest Wage	Highest Wage
DARIFILL, INC, 750 GREEN CREST DRIVE, WESTERVILLE, OH (https://www.google.com/maps/place/750%20GREEN%20CREST%20DRIVE,WESTERVILLE,OH)	Graph	1	\$58,926.00	\$58,926.00	\$58,926.00	\$58,926.00
Totals	Graph	1	\$58,926.00	\$58,926.00	\$58,926.00	\$58,926.00

Latitude: 40.105997 Longitude: -83.001946

Employer Name/Worksite Address	Graph	Count	Mean Wage	Median Wage	Lowest Wage	Highest Wage
ARCHITECTURAL BUSSTRUT CORP, 6950 WORTHINGTON GALENA RD, WORTHINGTON, OH (https://www.google.com/maps/place/6950%20WORTHINGTON%20GALENA%20RD,WORTHINGTON,OH)	Graph	1	\$45,000.00	\$45,000.00	\$45,000.00	\$45,000.00
Totals	Graph	1	\$45,000.00	\$45,000.00	\$45,000.00	\$45,000.00

Latitude: 40.108165 Longitude: -82.931003

Employer Name/Worksite Address	Graph	Count	Mean Wage	Median Wage	Lowest Wage	Highest Wage
M-E COMPANIES, INC, 635 BROOKSEDGE BOULEVARD, WESTERVILLE, OH (https://www.google.com/maps/place/635%20BROOKSEDGE%20BOULEVARD,WESTERVILLE,OH)	Graph	1	\$54,725.00	\$54,725.00	\$54,725.00	\$54,725.00
Totals	Graph	1	\$54,725.00	\$54,725.00	\$54,725.00	\$54,725.00

Employer Name/Worksite Address	Graph	Count	Mean Wage	Median Wage	Lowest Wage	Highest Wage
M-E COMPANIES, INC, 635 BROOKSEDGE BOULEVARD, WESTERVILLE, OH (https://www.google.com/maps/place/635%20BROOKSEDGE%20BOULEVARD,WESTERVILLE,OH)	Graph	1	\$54,725.00	\$54,725.00	\$54,725.00	\$54,725.00

Employer Name/Worksite Address	Graph	Count	Mean Wage	Median Wage	Lowest Wage	Highest Wage
Totals	Graph	1	\$54,725.00	\$54,725.00	\$54,725.00	\$54,725.00

Latitude: 40.108381 Longitude: -82.969602

Employer Name/Worksite Address	Graph	Count	Mean Wage	Median Wage	Lowest Wage	Highest Wage
VIRTUSA CORPORATION, 1806 PARKFORD LN., COLUMBUS, OH (https://www.google.com/maps/place/1806%20PARKFORD%20LN.,COLUMBUS,OH)	Graph	1	\$77,430.00	\$77,430.00	\$77,430.00	\$77,430.00
Totals	Graph	1	\$77,430.00	\$77,430.00	\$77,430.00	\$77,430.00

Latitude: 40.109937 Longitude: -82.931159

Employer Name/Worksite Address	Graph	Count	Mean Wage	Median Wage	Lowest Wage	Highest Wage
NATIONWIDE CHILDREN'S HOSPITAL, 187 WEST SCHROCK ROAD, WESTERVILLE, OH (https://www.google.com/maps/place/187%20WEST%20SCHROCK%20ROAD,WESTERVILLE,OH)	Graph	1	\$47,049.60	\$47,049.60	\$47,049.60	\$47,049.60
Totals	Graph	1	\$47,049.60	\$47,049.60	\$47,049.60	\$47,049.60

Latitude: 40.112682 Longitude: -82.996845

Employer Name/Employer Address	Graph	Count	Mean Wage	Median Wage	Lowest Wage	Highest Wage
THE DAYHUFF GROUP LLC, 740 LAKEVIEW PLAZA BLVD, WORTHINGTON, OH (https://www.google.com/maps/place/740%20LAKEVIEW%20PLAZA%20BLVD,WORTHINGTON,OH)	Graph	1	\$110,000.00	\$110,000.00	\$110,000.00	\$110,000.00
EVEREST TECHNOLOGIES, INC., 740 LAKEVIEW PLAZA BOULEVARD, WORTHINGTON, OH (https://www.google.com/maps/place/740%20LAKEVIEW%20PLAZA%20BOULEVARD,WORTHINGTON,OH)	Graph	4	\$96,875.00	\$97,500.00	\$85,000.00	\$105,000.00
Totals	Graph	5	\$99,500.00	\$100,000.00	\$85,000.00	\$110,000.00

Employer Name/Worksite Address	Graph	Count	Mean Wage	Median Wage	Lowest Wage	Highest Wage
SAIRAM INFOTECH LLC, 740 LAKEVIEW PLAZA BLVD, WORTHINGTON, OH (https://www.google.com/maps/place/740%20LAKEVIEW%20PLAZA%20BLVD,WORTHINGTON,OH)	Graph	2	\$96,517.00	\$83,034.00	\$83,034.00	\$110,000.00
Totals	Graph	2	\$96,517.00	\$83,034.00	\$83,034.00	\$110,000.00

Latitude: 40.112986 Longitude: -82.985578

Employer Name/Worksite Address	Graph	Count	Mean Wage	Median Wage	Lowest Wage	Highest Wage
WORTHINGTON INDUSTRIES, INC., 1205 DEARBORN DRIVE, COLUMBUS, OH (https://www.google.com/maps/place/1205%20DEARBORN%20DRIVE,COLUMBUS,OH)	Graph	1	\$81,688.00	\$81,688.00	\$81,688.00	\$81,688.00
STRATEGIC SYSTEMS, INC., 1205 DEARBORN DR., COLUMBUS, OH (https://www.google.com/maps/place/1205%20DEARBORN%20DR.,COLUMBUS,OH)	Graph	3	\$63,814.00	\$63,814.00	\$63,814.00	\$63,814.00
Totals	Graph	4	\$68,282.50	\$63,814.00	\$63,814.00	\$81,688.00

Latitude: 40.113142 Longitude: -82.986069

Employer Name/Worksite Address	Graph	Count	Mean Wage	Median Wage	Lowest Wage	Highest Wage
METTLER-TOLEDO, LLC, 1150 DEARBORN, WORTHINGTON, OH (https://www.google.com/maps/place/1150%20DEARBORN,WORTHINGTON,OH)	Graph	2	\$74,526.50	\$55,723.00	\$55,723.00	\$93,330.00
Totals	Graph	2	\$74,526.50	\$55,723.00	\$55,723.00	\$93,330.00

Latitude: 40.11323 Longitude: -82.988078

Employer Name/Worksite Address	Graph	Count	Mean Wage	Median Wage	Lowest Wage	Highest Wage
PERSISTENT SYSTEMS, INC., 1050 DEARBORN DR, COLUMBUS, OH (https://www.google.com/maps/place/1050%20DEARBORN%20DR,COLUMBUS,OH)	Graph	3	\$68,480.33	\$69,701.00	\$63,814.00	\$71,926.00
PERSISTENT SYSTEMS, INC., 1050 DEARBORN DR., COLUMBUS, OH (https://www.google.com/maps/place/1050%20DEARBORN%20DR.,COLUMBUS,OH)	Graph	4	\$61,573.25	\$58,864.00	\$58,864.00	\$69,701.00
SERVOTECH INC., 1050 DEARBORN DRIVE, COLUMBUS, OH (https://www.google.com/maps/place/1050%20DEARBORN%20DRIVE,COLUMBUS,OH)	Graph	19	\$78,696.63	\$80,434.00	\$62,400.00	\$80,434.00
Totals	Graph	26	\$74,883.46	\$80,434.00	\$58,864.00	\$80,434.00

Latitude: 40.117526 Longitude: -82.982785

Employer Name/Worksite Address	Graph	Count	Mean Wage	Median Wage	Lowest Wage	Highest Wage
NIAMA-REISSER, LLC., 7550 PINGUE DRIVE, COLUMBUS, OH (https://www.google.com/maps/place/7550%20PINGUE%20DRIVE,COLUMBUS,OH)	Graph	1	\$108,000.00	\$108,000.00	\$108,000.00	\$108,000.00
Totals	Graph	1	\$108,000.00	\$108,000.00	\$108,000.00	\$108,000.00

Latitude: 40.117849 Longitude: -82.987774

Employer Name/Worksite Address	Graph	Count	Mean Wage	Median Wage	Lowest Wage	Highest Wage
PERSISTENT SYSTEMS, INC., 1050 DEARBORN DRIVE, COLUMBUS, OH (https://www.google.com/maps/place/1050%20DEARBORN%20DRIVE,COLUMBUS,OH)	Graph	1	\$69,493.00	\$69,493.00	\$69,493.00	\$69,493.00
Totals	Graph	1	\$69,493.00	\$69,493.00	\$69,493.00	\$69,493.00

Latitude: 40.129329 Longitude: -83.001468

Employer Name/Worksite Address	Graph	Count	Mean Wage	Median Wage	Lowest Wage	Highest Wage
EXCERIO INC, 594 HEATHERBROOKE WAY, WESTERVILLE, OH (https://www.google.com/maps/place/594%20HEATHERBROOKE%20WAY,WESTERVILLE,OH)	Graph	1	\$56,638.00	\$56,638.00	\$56,638.00	\$56,638.00
Totals	Graph	1	\$56,638.00	\$56,638.00	\$56,638.00	\$56,638.00

Latitude: 40.130488 Longitude: -83.002262

Employer Name/Worksite Address	Graph	Count	Mean Wage	Median Wage	Lowest Wage	Highest Wage
QUBOLE INC., 572 ANNAROSE RUN, WESTERVILLE, OH (https://www.google.com/maps/place/572%20ANNAROSE%20RUN,WESTERVILLE,OH)	Graph	1	\$145,000.00	\$145,000.00	\$145,000.00	\$145,000.00
Totals	Graph	1	\$145,000.00	\$145,000.00	\$145,000.00	\$145,000.00

Latitude: 40.132855 Longitude: -83.003768

Employer Name/Worksite Address	Graph	Count	Mean Wage	Median Wage	Lowest Wage	Highest Wage
ACCENTURE LLP, 515 ASHINGTON PLACE, WESTERVILLE, OH (https://www.google.com/maps/place/515%20ASHINGTON%20PLACE,WESTERVILLE,OH)	Graph	2	\$112,450.00	\$107,100.00	\$107,100.00	\$117,800.00
Totals	Graph	2	\$112,450.00	\$107,100.00	\$107,100.00	\$117,800.00

Latitude: 40.133987 Longitude: -82.992233

Employer Name/Worksite Address	Graph	Count	Mean Wage	Median Wage	Lowest Wage	Highest Wage
--------------------------------	-------	-------	-----------	-------------	-------------	--------------

Employer Name/Worksite Address	Graph	Count	Mean Wage	Median Wage	Lowest Wage	Highest Wage
VIRTUSA CORPORATION, 1000 POLARIS PARKWAY, COLOMBUS, OH (https://www.google.com/maps/place/1000%20POLARIS%20PARKWAY,COLOMBUS,OH)	Graph	2	\$115,000.00	\$115,000.00	\$115,000.00	\$115,000.00
Totals	Graph	2	\$115,000.00	\$115,000.00	\$115,000.00	\$115,000.00

(http://www.aspnet.net)

Copyright © 2017-2018
Analytical Software Packages, Inc.